

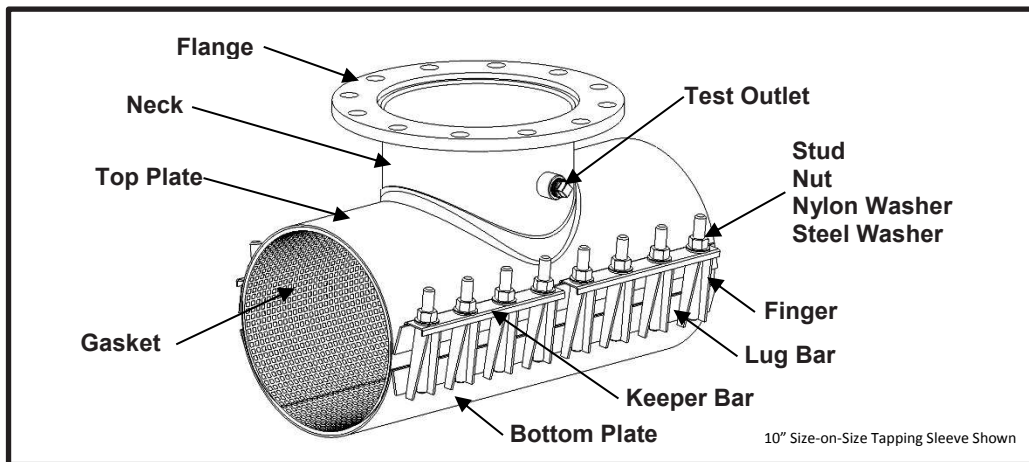


Smith-Blair  
a xylem brand

# SPECIFICATION

## CARBON FLANGE STAINLESS STEEL TAPPING SLEEVE

### MODEL 662



#### APPLICATIONS

- **Typical Uses**
  - Tapping size-on-size branch connections on new or existing pipe
  - Tapping reducing branch connections on new or existing pipe
  - Installing valves and other miscellaneous service equipment
  - Typically utilized where a 360° seal is needed for support and reinforcement of the pipe in case of pipe break
- **Standard Pipe Sizes**
  - 4" to 24" nominal
- **Outlet Type and Size**
  - 4" to 12"
- **Type of Pipe (see notes)**
  - Carbon Steel, Stainless Steel, Cast Iron, Asbestos Cement, PVC, HDPE, Ductile Iron
- **Working Pressure / Test Pressure (see notes)**
  - 4" – 12" nominal pipe size(s) = 240 psi / 300 psi
  - 14" – 20" nominal pipe size(s) = 180 psi / 225psi
  - 24" nominal pipe size = 120 psi / 150 psi

#### MATERIALS

- **Top Plate**
  - Type 304 Stainless Steel per ASTM A240
  - Material thickness: 12 gauge for all nominal pipe sizes
- **Bottom Plate**
  - Type 304 Stainless Steel per ASTM A240
  - Material thickness: 16 gauge for all nominal pipe sizes
- **Neck**
  - Type 304 Stainless Steel per ASTM A240 or ASTM A312
  - Furnished with 3/4" NPT test outlet
  - Accepts full size cutters on all taps



Smith-Blair  
a xylem brand

# SPECIFICATION

## CARBON FLANGE STAINLESS STEEL TAPPING SLEEVE

### MODEL 662

---

- **Flange**
  - Carbon Steel per ASTM A36
  - Flexi-Coat® fusion bonded epoxy coated
  - Steel ring flat face
  - Compatible with ANSI 125# and 150# bolt hole patterns
  - Recessed for tapping valve alignment per MSS SP-60
- **Finger**
  - Type 304 Stainless Steel per ASTM A240
  - Finger Thickness: 10 gauge
- **Lug Bar**
  - Type 304 Stainless Steel per ASTM A240
  - Lug Bar Thickness: 10 gauge
- **Keeper Bar**
  - Type 304 Stainless Steel per ASTM A240
  - Keeper Bar Thickness: 14 gauge
- **Gasket**
  - Nitrile (Buna-N) per ASTM D2000
  - Gasket Thickness: 0.250"
  - Compounded to resist water, oil, natural gas, acids, alkalies, most (aliphatic) hydrocarbon fluids, and many other chemicals
  - Temperature range: -20°F to +180°F
  - Gridded face gaskets with tapered ends
  - Molded-in ring into gasket for neck seal
- **Bridge Plate**
  - Type 304 Stainless Steel quarter hard per ASTM A240
  - Molded and recessed into upper body gasket
- **Stud**
  - Type 304 Stainless Steel per ASTM A276
  - Epoxy coated threads
  - 5/8"-11UNC x 6.00, Stud with Rolled Threads
- **Nut**
  - Type 304 Stainless Steel GR. 8 per ASTM A194
  - Fluoropolymer coated
  - 5/8"-11UNC, Heavy Hex Semi-Finished
- **Steel Washer**
  - Type 304 Stainless Steel per ASTM A240
  - 5/8" Type A Plain
- **Nylon Washer**
  - Nylon 6/6
  - 5/8" diameter
- **Test Outlet**
  - Type 304SS 3/4" FNPT half coupling per ASTM A276
  - Lead Free Bronze 3/4" MNPT square head test plug per ASTM B584
- **Welding**
  - Welds accomplished using qualified welders
  - GMAW weld process utilized
  - Welds passivated to preserve corrosion resistance



*Smith-Blair*  
a xylem brand

# SPECIFICATION

## CARBON FLANGE STAINLESS STEEL TAPPING SLEEVE

### MODEL 662

---

#### LISTINGS

- Certified to NSF/ANSI 61 and NSF/ANSI 372
- Meets applicable portions AWWA C223
- Flexi-Coat® Fusion-Bonded Epoxy Coating meets requirements of AWWA C213

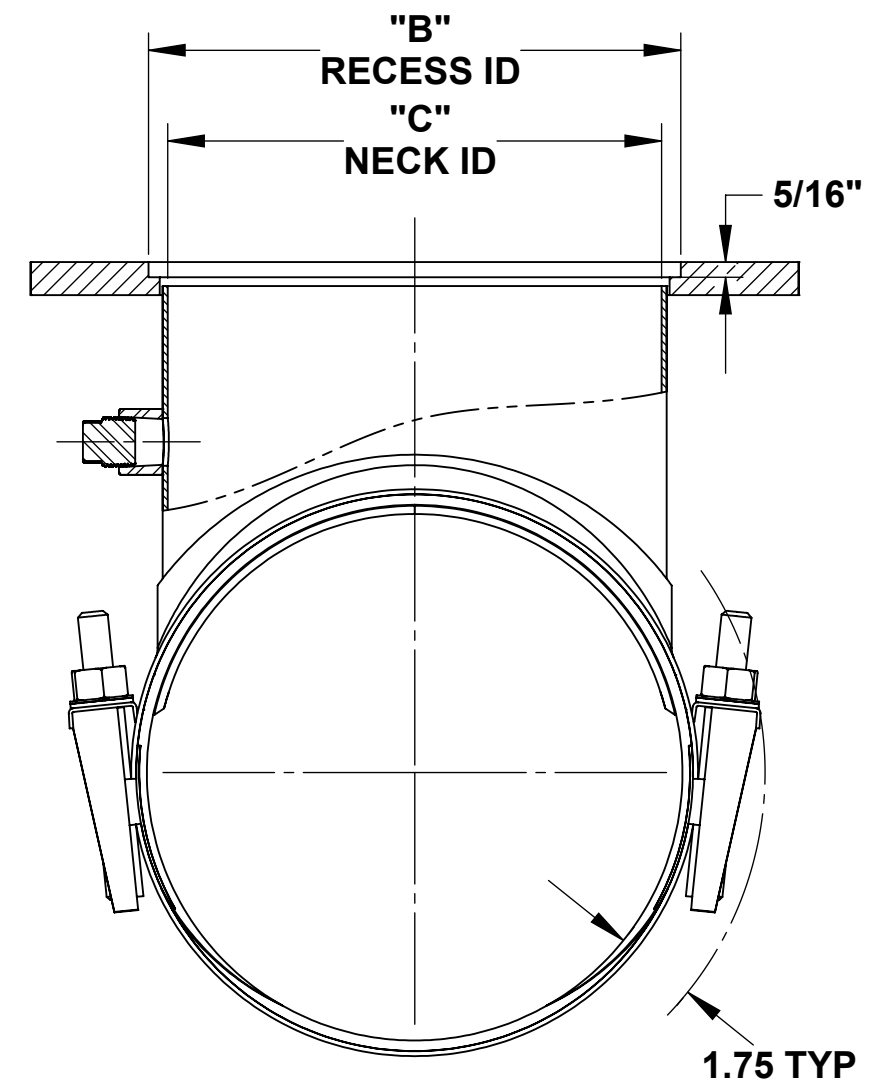
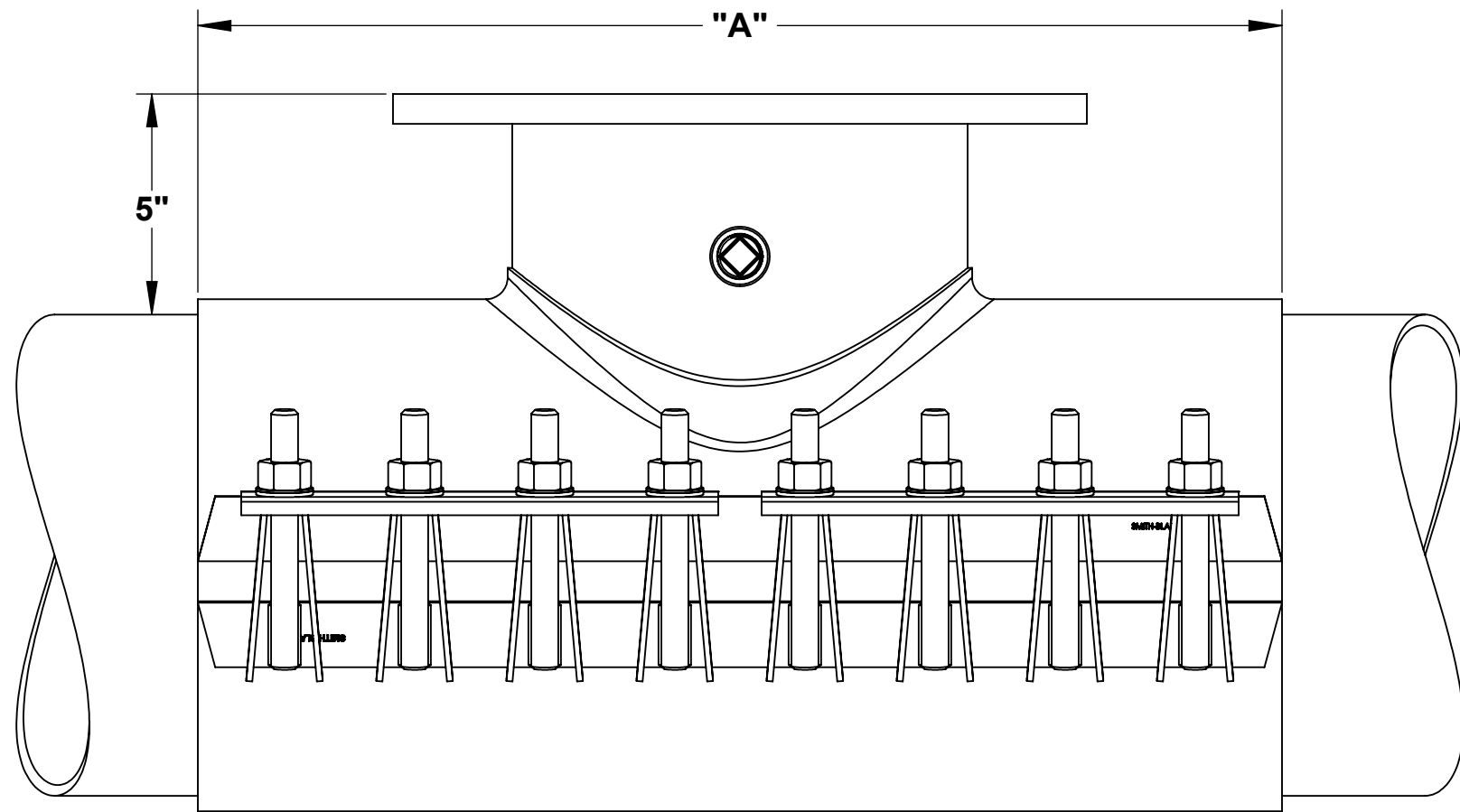
#### OPTIONS

- Angled (Wye) pattern configuration
- Alternative gasket material (e.g. Viton, EPDM, etc.)
- Anode connector
- Threaded outlet 3/4" to 6" NPT
- MJ outlet 4" to 12"
- Line Stop outlet
- 411 style coupling outlet
- Any industry standard flange
- Stainless Steel test plug
- Non-standard (special) pipe diameters
- Custom neck length

#### NOTES

- Xylem, Smith-Blair, SB stylized, and Flexi-Coat are registered trademarks of Xylem, Inc., or one of its subsidiaries.
- These product specifications were correct at the time of publication and are subject to change without notice
- See the Smith-Blair website for part numbers and ordering information
- See the Smith-Blair website for warranty information
- See the Smith-Blair website for corrosion notice
- The working pressure of a tapping sleeve decreases as pipe diameter increases (regardless of manufacturer). For a particular installation, the allowable working pressure will be determined by the size of pipe, type of pipe, type of clamp, type and extent of damage, service conditions, environmental conditions, and installation workmanship.
- Smith-Blair has the following recommendations for using its tapping sleeves on HDPE pipe.
  1. Due to the relaxation of the HDPE pipe when cut, a cutter of 2" smaller than the nominal outlet size should be used.
  2. To support the tapping sleeve gasket on the tangent line, a hole not larger than 2/3 the pipe outside diameter should be used.
  3. To reduce the thermal elongation of the piping and its associated chaffing of the tapping sleeve gasket, only underground applications should be used.
  4. The tapping sleeve gasket requires pipe support to seal, therefore pipe wall thickness of SDR 17 or greater is suggested.
  5. The operating pressure shall not exceed the pressure rating of the pipe or the maximum pressure rating of the fitting; whichever is less.
  6. The piping systems should be designed to compensate for pipe movement to prevent the fittings from moving or rotating on the pipe.
  7. Consult the HDPE pipe manufacturer concerning the long term suitability of mechanical type sealing fittings over the lifetime of their HDPE pipe.
- Use of this fitting on PVC pipe is limited to wall thicknesses DR 25 or thicker. Consult the PVC pipe manufacturer concerning the long term suitability of mechanical type sealing fittings over the lifetime of their PVC pipe.

30 Globe Ave, Texarkana, AR 71854  
Ph: 870-773-5127 • Fax: 870-773-5212  
Toll-Free Numbers: Ph: 800-643-9705 • Fax: 800-648-6792



OUTLET SIZE	NOMINAL PIPE SIZE	(O.A.L.) A	B	C	BOLT QTY.
4	4-18	15	5.06	4.29	8
	20-24	20			15
6	6-18	15	7.06	6.36	8
	20-24	20			15
8	8-18	20	9.06	8.33	10
	20-24	25			24
10	10	25	11.09	10.25	16
	12-18	25		10.42	24
	20-24	25			
12	12	25	13.09	12.25	16
	14-18	25		12.39	24
	20-24	24			

- NOTES:**
- SEE SMITH-BLAIR CATALOG FOR SIZES NOT SHOWN
  - 10" SIZE-ON-SIZE TAPPING SLEEVE SHOWN OTHER SIZES SIMILAR
  - FLANGE RECESS MEETS MSS SP-60 SPECIFICATIONS
  - 20" AND 24" PIPE SIZE FITTINGS HAVE A 2 PIECE BOTTOM HALF

WRENCH SIZE CHART	
5/8"-11UNC HH NUT	1-1/16"
3/4" SQ. PLUG	5/8"

TOLERANCES U.N.O. .XX= ±.03 .XXX= ±.015 FRACTIONS= ±1° MACH. FIN=	NOTES: REMOVE BURRS AND SHARP EDGES DO NOT SCALE DWG.	APP'D	DATE
		CK'D	DATE
ALL DIMENSIONS ARE IN INCHES.	SCALE: N/A	DRN	CHD
TITLE		DATE	12/2/15
<b>SPECIFICATION</b>			
<b>CARBON FLANGE STAINLESS STEEL TAPPING SLEEVE</b>			
<b>MODEL 662</b>			
SMITH-BLAIR TEXARKANA, ARKANSAS		P/N N/A	
		DWG. NO. SPEC_662.DRW	4 OF 4 SHEET
		4/24/18	REV.