



ProFlex® 7242

6' Bath

K-1132-F



Features

- Integral flange.
- Center drain.
- Integral lumbar support and armrests for comfort.
- 72" (1829 mm) x 42" (1067 mm) x 20-1/8" (511 mm)

Material

- Acrylic

Installation

- Alcove

Recommended Accessories

- K- 1283 Apron
- K- 1491 Bath/Whirlpool Pillow
- K- 11677 Bath Drain
- K- 24916 Wireless Music Kit



Codes/Standards

CSA B45.5/IAPMO Z124




Greenguard UL 2818 - Gold

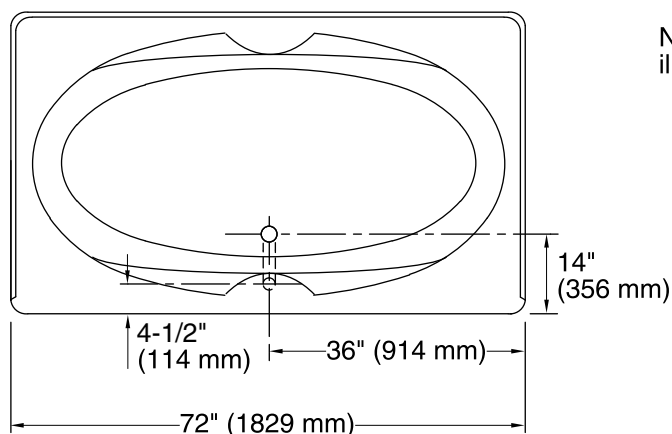
KOHLER® One-Year Limited Warranty

See website for detailed warranty information.

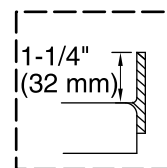
Available Color/Finishes

Color tiles intended for reference only.

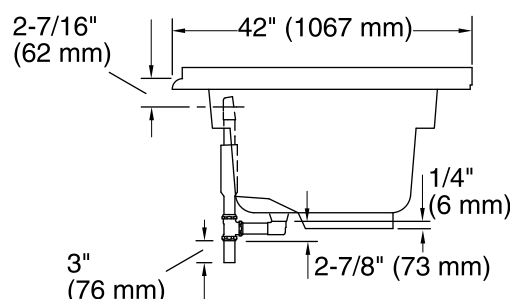
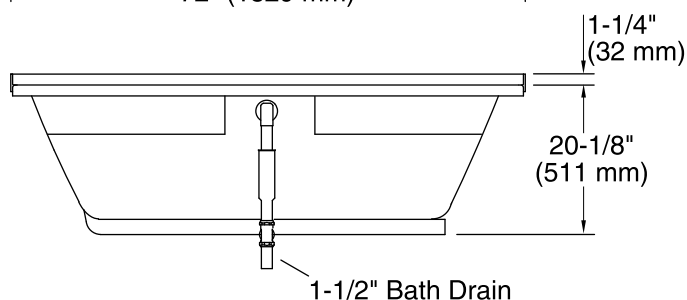
Color	Code	Description
	0	White
	96	Biscuit
	47	Almond



No change in measurements if connected with drain illustrated. (K-11677)



Tile Flange Detail



Technical Information

All product dimensions are nominal.

Installation: 3-Wall Alcove

Drain location: Center

Basin area, bottom: 53" x 26" (1346 mm x 660 mm)

Basin area, top: 65" x 34" (1651 mm x 864 mm)

Weight: 51 lbs (23.1 kg)

Minimum floor load: 35 lbs/ft² (170.9 kg/m²)

Water depth: 15" (381 mm)

Water capacity: 78 gal (295.3 L)

Cutout: Drop-in, 70-1/2" x 40-1/2" (1791 mm x 1029 mm)

Minimum flat for door: 2-11/16" (69 mm)

Notes

Measure your actual product for rough-in details.

Install this product according to the installation instructions.

The hot water supply should be 70% of the capacity of the bath or greater. Installations will vary.