

Features

- Quarter-turn washerless ceramic disc valves.
- 9-3/16" (233 mm) swing spout reach.
- Matching finish sidespray.
- Lower flow aerator options are available (refer to the KOHLER Price Book).
- 1.8/gal/min (6.8 l/min) rate at 60 psi (4.1 bar).
- Meets CalGreen requirements for kitchen faucets.

Material

- Brass construction.
- Brass valve bodies.

Optional Accessories

1095353 DEEP ROUGH-IN KIT, VOS AND SIDESPRAY
1054432 1.5 GPM (5.7 l/min) Aerator Kit
74405



ADA

CSA B651

OBC

Codes/Standards

ASME A112.18.1/CSA B125.1
NSF 61
NSF 372
DOE - Energy Policy Act 1992
ADA
ICC/ANSI A117.1
CSA B651
OBC



All applicable US Federal and State material regulations

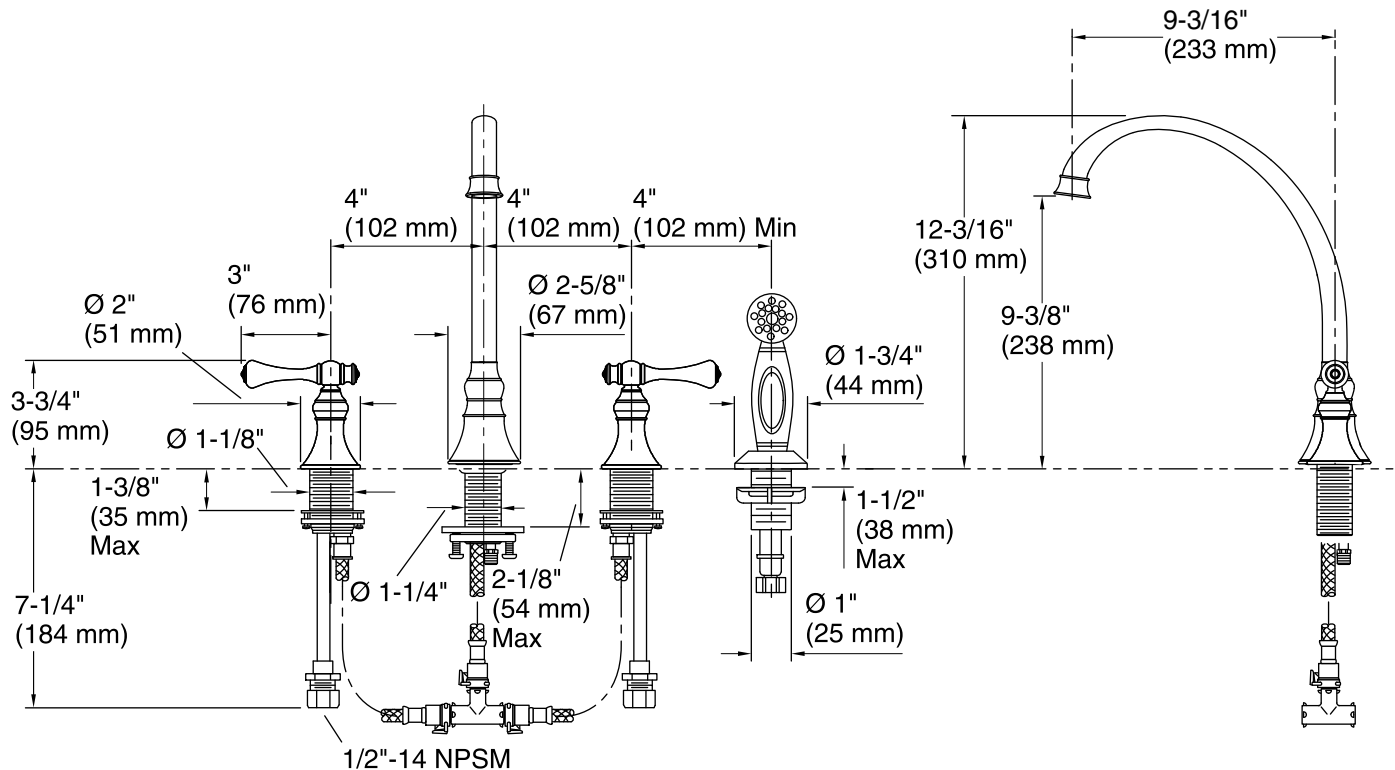
KOHLER® Faucet Lifetime Limited Warranty

See website for detailed warranty information.

Available Color/Finishes

Color tiles intended for reference only.

Color	Code	Description
	CP	Polished Chrome
	PB	Vibrant® Polished Brass
	BN	Vibrant® Brushed Nickel
	BV	Vibrant® Brushed Bronze



Technical Information

All product dimensions are nominal.

Spout reach: 11-1/8" (283 mm)

Faucet:

Flow rate: 1.8 gal/min (6.8 l/min)

Pressure: 60 psi (4.1 bar)

Sidespray:

Flow rate: 1.8 gal/min (6.8 l/min)

Pressure: 60 psi (4.1 bar)

Notes

Install this product according to the installation guide.

Lower flow aerator options are available. Please refer to the Kohler Price Book.

ADA, OBC, CSA B651 compliant when installed to the specific requirements of these regulations.