



Tea-for-Two®

5.5' Bath
K-855-L

Features

- Integral flange.
- Left drain.
- Integral lumbar support.
- 66" (1676 mm) x 36" (914 mm) x 24" (610 mm)

Material

- Cast iron with Safeguard® finish.

Installation

- Alcove

Required Accessories

K- 7147-AF 1-1/2" Contoured Pop-up Drain

Recommended Accessories

K- 586 Under-mount Installation Kit



Codes/Standards











ASME A112.19.1/CSA B45.2
ASTM F462

KOHLER® Lifetime Limited Warranty for Cast Iron Components

See website for detailed warranty information.

Available Color/Finishes

Color tiles intended for reference only.

Color	Code	Description
	0	White
	96	Biscuit
	47	Almond
	NY	Dune
	95	Ice™ Grey
	G9	Sandbar
	33	Mexican Sand™
	K4	Cashmere
	58	Thunder™ Grey
	7	Black Black™

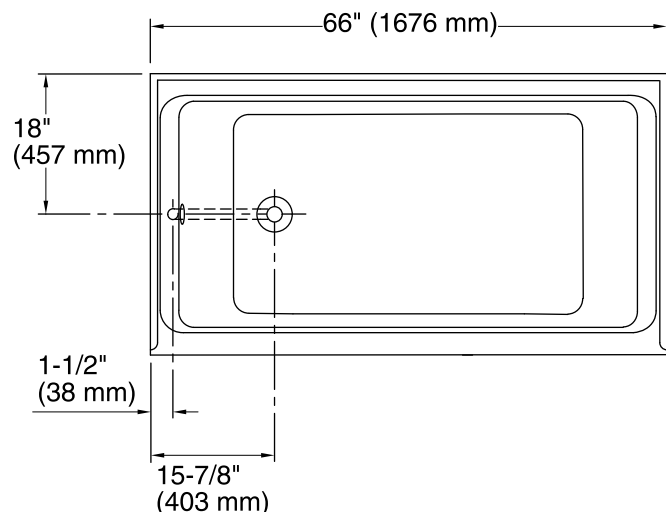
USA/Canada: 1-800-4KOHLER (1-800-456-4537)

Kohler Co. reserves the right to make revisions without notice to product specifications.

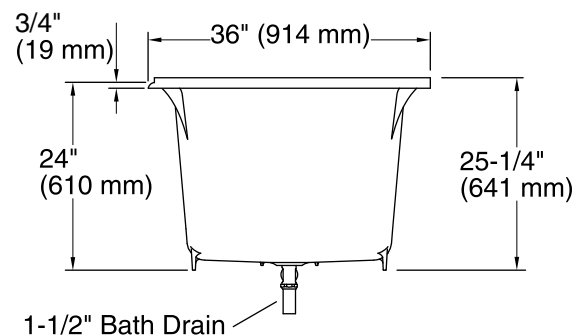
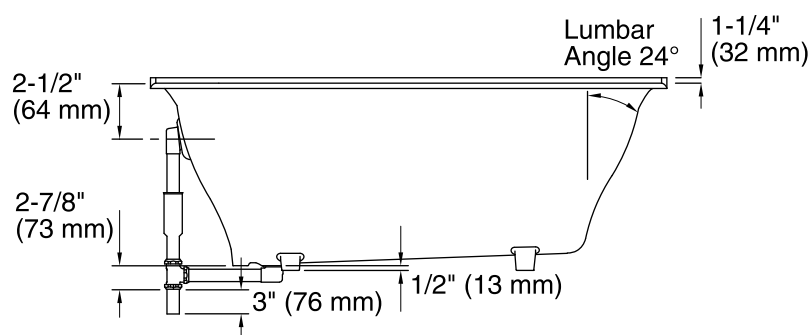
For the most current Specification Sheet, go to www.kohler.com.

4-13-2016 02:11

THE BOLD LOOK
OF **KOHLER®**



No change in measurements if connected with drain illustrated. (K-7147-AF)



Technical Information

All product dimensions are nominal.

Installation: 3-Wall Alcove

Drain location: Left

Basin area, bottom: 45" x 25" (1143 mm x 635 mm)

Basin area, top: 58" x 29" (1473 mm x 737 mm)

Weight: 440 lbs (199.6 kg)

Minimum floor load: 81 lbs/ft² (395.5 kg/m²)

Water depth: 19-1/2" (495 mm)

Water capacity: 105 gal (397.5 L)

Notes

Measure your actual product for rough-in details.

Install this product according to the installation instructions.

The hot water supply should be 70% of the capacity of the bath or greater. Installations will vary.