
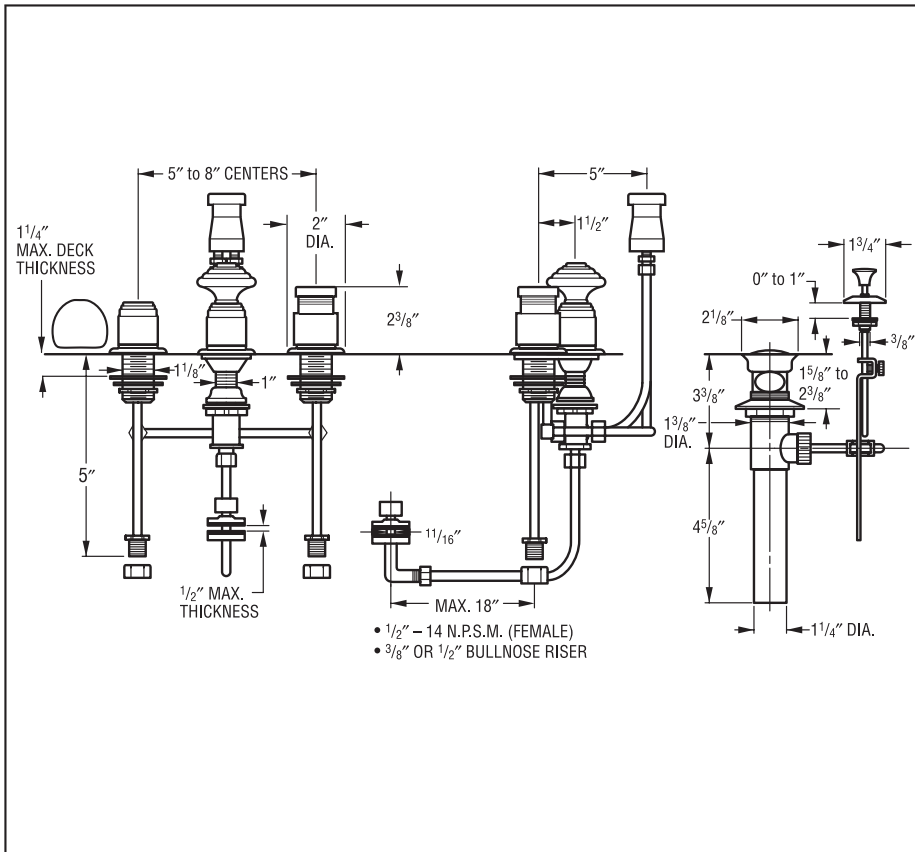


Model 6310-LHP Shown



Submitted Model No.: \_\_\_\_\_

Specific Features: \_\_\_\_\_



# BRIZO™

## SPECIALTY FAUCETS

- Traditional & Contemporary
- Three-Handle
- 4 Hole Applications
- Bidet Valve
- Ceramic Disc Valving
- 5" to 8" Centers
- Vacuum Breaker



Lever & Cross  
Handles Only

### COMPLIES WITH:

ANSI/ASME A112.18.1  
CSA B125  
IAPMO Listed  
CSA Certified  
CABO/ANSI A117.1/ADA  
(Levers & Cross  
Handles Only)

### STANDARD SPECIFICATIONS:

- Three-handle deck mount bidet valves for exposed mounting on 4 hole applications.
- Ceramic disc valving.
- 5" to 8" Centers
- Directional handle for rim flush or rosette spray douche.
- Hot and cold stems are interchangeable.
- Control mechanism shall be of the rotating cylinder type with 90° rotation, with replaceable non-metallic seats operating in stainless steel lined sockets.
- 1/4 turn stop may be removed for 180° rotation.
- Backflow protected with in-line vacuum breaker.

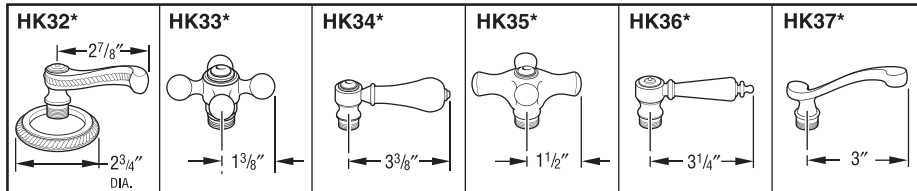
Standard Features	6310*-LHP	6312*-LHP	6360*-LHP
Washerless	◆	◆	◆
3/8" O.D. Copper Tube Inlets	◆	◆	◆
Metal Pop-up Drain	◆	◆	◆
1/2" I.P.S. Adapters	◆	◆	◆
Vacuum Breaker	◆	◆	◆
Traditional	◆	◆	
Contemporary			◆
1/4 Turn Stop	◆	◆	◆
Ceramic Disc Valving	◆	◆	◆

\*To specify finish add suffix

### Available Finishes

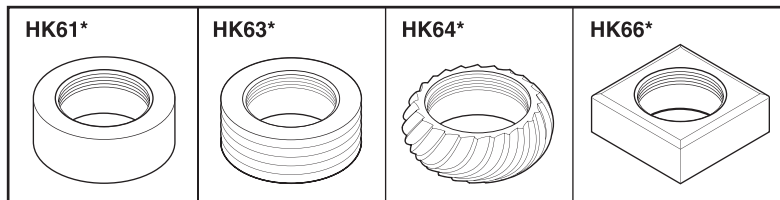
Suffix	Finish
BB	<i>Brilliance</i> ® Brass
PC	Polished Chrome
PN	<i>Brilliance</i> ® Polished Nickel
SN	Satin Nickel

### AVAILABLE HANDLE OPTIONS FOR 6310\*-LHP & 6312\*-LHP:



\*To specify finish add suffix

### AVAILABLE HANDLE OPTIONS FOR 6360\*-LHP:



\*To specify finish add suffix