

Three Phase™

Triple Module, Commercial/Industrial Thermostatic 3-Phase Heater

Specifications

Tankless Electric Water Heater

Applications

- Eye/face wash
- Where tepid water is needed
- Multiple lavatories
- Restaurants and other food service requirements
- Booster applications
- Manufacturing and wash down processes
- Commercial and industrial

Features

- Hot or cold water feed
- Available electrical models are 480V Delta (ED models) or 208V Delta (EX models) no neutral leg required
- Fitted with 1/2" compression fittings and electrical entry on the bottom
- Built in over temp protection
- Flow switch activates heater only on demand (no standby heat loss)
- Save water – "Point of use application"
- Continuous hot water – no storage capacity to run out
- Factory set temperature available. Range ambient to 180°F
- Capacity to 5 GPM (T3 only), 4 GPM (T2T)
- Thermostatic control. Microprocessor provides stable outlet temperatures
- Warranty, five (5) years limited on leaks, one (1) year parts
- Field serviceable replaceable cartridge element

Optional Features

- Emergency eye/face wash ANSI Z358.1 (EE)
- Factory set up to 180°F (FS)
- Multi lvs 0.3 turn on. Staged up to 4 lvs 110°F temp setting, aerators supplied (ML)
- Sanitation 180°F (S)
- N4, N4X (304SS) enclosures

Product Specifications

Dimensions:	18.25" x 12.25" x 4.5"
Weight:	15 lb
Cover:	Powder Coated Steel
Color:	White
Element:	Triple replaceable Nichrome cartridge elements insert
Fittings:	1/2" compression fittings at bottom of unit
Min. Operating Pressure:	25 PSI
Max. Operating Pressure:	150 PSI

U.S. Patent #'s: 4,762,980 and 4,960,976

Special Design Service

Inquiries for units for unique applications are welcome. Call our Technical Service department at **1 800 543 6163**.

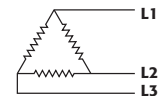


Electrical configuration and requirements

All Eemax three phase units are custom made to order and as such, are non-returnable and non-refundable. Check your electrical supply, making sure all criteria for operating your Eemax water heater are met.

Eemax 600V, 480V and 208V Three Phase Units Delta Configuration

Requires: 3 Lives and 1 Ground (earth)



Suggested Specification

Tankless water heater shall be an Eemax "Three Phase" model number _____.

Element shall be replaceable cartridge insert. Element shall be iron free, Nickel Chrome material. Heater shall be fitted with 1/2" compression fittings. Heater shall be installed upright with water connections on bottom. Hot water storage tanks prohibited. Unit shall be Eemax or approved equal.

NOTE: Refer to rating chart for product information.

Enclosure to be fitted with the following features:

- ___ **EE** Emergency Eyewash. Meets ANSI tepid water requirements
- ___ **FS** Factory Set. Customer specified factory-set not to exceed temperature up to 180°F
- ___ **ML** Multi lvs 0.3 GPM turn on, staged up to 4 lvs 105°F-110°F temp setting, aerators supplied
- ___ **S** Sanitation. Factory preset not to exceed temperature of 180°F
- ___ **N4** NEMA 4 steel cabinet with powder coat finish
- ___ **N4X** NEMA 4 stainless steel, corrosion-resistant cabinet
- EX68031-16** Disconnect Switch (see page 44-45)

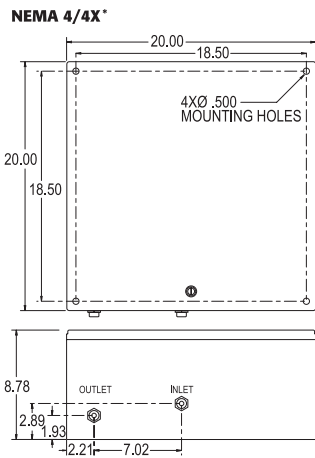
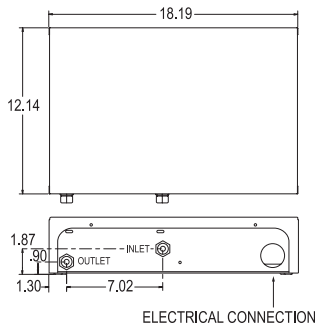
Three Phase

Triple Module, Commercial/Industrial Thermostatic 3-Phase Heater

Specifications Tankless Electric Water Heater

Suffix Definitions

- EE** Meets ANSI Z358.1 emergency eye/face wash tepid water requirements
- FS** Factory set up to 180°F
- ML** Multi lavs 0.3 turn on. Staged up to 4 lavs 105°F-110°F temp setting
- S** Sanitation 180°F



MODEL NUMBER	KW	AMPS PER PHASE	TURN ON (GPM)	RECOMMENDED WIRE SIZE (75° C/CU)	MAX FLOW GPM	TEMPERATURE RISE °F				
						2.0 GPM	2.5 GPM	3.0 GPM	4.0 GPM	5.0 GPM
VOLTS 208 Three Phase Delta										
C EX180T2T	18	50/phase	0.7	8 AWG	4.0	61°	49°	41°	31°	-
C EX180T2T EE	18	50/phase	0.7	8 AWG	4.0	†	49°	41°	31°	-
C EX180T2T S	18	50/phase	0.7	8 AWG	4.0	61°	49°	41°	31°	-
C EX180T2T ML	18	50/phase	0.3	8 AWG	4.0	61°	49°	41°	31°	-
C EX180T2T FS	18	50/phase	0.7	8 AWG	4.0	61°	49°	41°	31°	-
C EX180T3	18	50/phase	2.0	8 AWG	5.0	61°	49°	41°	31°	25°
C EX180T3 EE	18	50/phase	2.0	8 AWG	5.0	†	49°	41°	31°	25°
C EX180T3 S	18	50/phase	2.0	8 AWG	5.0	61°	49°	41°	31°	25°
C EX180T3 FS	18	50/phase	2.0	8 AWG	5.0	61°	49°	41°	31°	25°
C EX240T2T	24	67/phase	0.7	4 AWG	4.0	82°	66°	55°	41°	-
C EX240T2T EE	24	67/phase	0.7	4 AWG	4.0	†	†	55°	41°	-
C EX240T2T S	24	67/phase	0.7	4 AWG	4.0	82°	66°	55°	41°	-
C EX240T2T ML	24	67/phase	0.3	4 AWG	4.0	82°	66°	55°	41°	-
C EX240T2T FS	24	67/phase	0.7	4 AWG	4.0	82°	66°	55°	41°	-
C EX240T3	24	67/phase	2.0	4 AWG	5.0	82°	66°	55°	41°	33°
C EX240T3 EE	24	67/phase	2.0	4 AWG	5.0	†	†	55°	41°	33°
C EX240T3 S	24	67/phase	2.0	4 AWG	5.0	82°	66°	55°	41°	33°
C EX240T3 FS	24	67/phase	2.0	4 AWG	5.0	82°	66°	55°	41°	33°
VOLTS 480 Three Phase Delta										
ED020480T2T	20	24/phase	0.7	10 AWG	4.0	68°	55°	46°	34°	-
ED020480T2T EE	20	24/phase	0.7	10 AWG	4.0	68°	55°	46°	34°	-
ED020480T2T S	20	24/phase	0.7	10 AWG	4.0	68°	55°	46°	34°	-
ED020480T2T ML	20	24/phase	0.3	10 AWG	4.0	68°	55°	46°	34°	-
ED020480T2T FS	20	24/phase	0.7	10 AWG	4.0	68°	55°	46°	34°	-
ED020480T3	20	24/phase	2.0	10 AWG	5.0	68°	55°	46°	34°	27°
ED020480T3 EE	20	24/phase	1.0	10 AWG	5.0	†	55°	46°	34°	27°
ED020480T3 S	20	24/phase	2.0	10 AWG	5.0	68°	55°	46°	34°	27°
ED024480T2T	24	29/phase	0.7	10 AWG	4.0	82°	66°	55°	41°	-
ED024480T2T S	24	29/phase	0.7	10 AWG	4.0	82°	66°	55°	41°	-
ED024480T2T ML	24	29/phase	0.3	10 AWG	4.0	82°	66°	55°	41°	-
ED024480T2T FS	24	29/phase	0.7	10 AWG	4.0	82°	66°	55°	41°	-
ED024480T3	24	29/phase	2.0	10 AWG	5.0	82°	66°	55°	41°	33°
ED024480T3 EE	24	29/phase	1.0	10 AWG	5.0	†	†	55°	41°	33°
ED024480T3 S	24	29/phase	2.0	10 AWG	5.0	82°	66°	55°	41°	33°
ED032480T2T	32	38/phase	0.7	8 AWG	4.0	109°	87°	73°	55°	-
ED032480T2T S	32	38/phase	0.7	8 AWG	4.0	109°	87°	73°	55°	-
ED032480T2T ML	32	38/phase	0.3	8 AWG	4.0	109°	87°	73°	55°	-
ED032480T2T FS	32	38/phase	0.7	8 AWG	4.0	109°	87°	73°	55°	-
ED032480T3	32	38/phase	2.0	8 AWG	5.0	109°	87°	73°	55°	44°
ED032480T3 EE	32	38/phase	1.0	8 AWG	5.0	†	†	†	55°	44°
ED032480T3 S	32	38/phase	2.0	8 AWG	5.0	109°	87°	73°	55°	44°
ED032480T3 FS	32	38/phase	2.0	8 AWG	5.0	109°	87°	73°	55°	44°

†Temperature electronically limited to factory preset not to exceed temperature.

"C" indicates evaluation and compliance to either Underwriters Laboratories (UL) or Intertek (ETL) under CAN/CSA-C22.2 No. 64/No. 88.

Refer to page 47 of this specification guide for more details regarding selection.