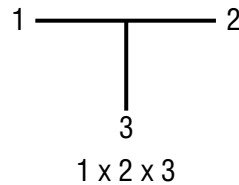
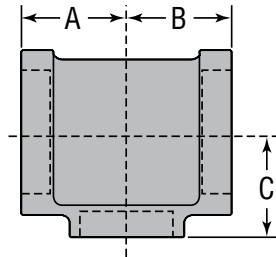


## Class 125 (Standard)

# FIG. 3358R

## Reducing Tee



For Listings/Approval Details and Limitations, visit our website at [www.anvilintl.com](http://www.anvilintl.com) or contact an Anvil® Sales Representative.

### FIGURE 3358R - REDUCING TEE

Nominal Size 1 x 2 x 3	Max. Working Pressure▲	Dimensions			Approx. Wt. Each
		A	B	C	
<i>In. (mm)</i>	<i>PSI (kPa)</i>	<i>In. (mm)</i>	<i>In. (mm)</i>	<i>In. (mm)</i>	<i>Lbs. (kg)</i>
1 x ½ x 1 25 x 15 x 25	300 2065	1.50 38.10	1.36 34.54	1.50 38.10	1.08 0.49
1 x ¾ x 1 25 x 20 x 25	300 2065	1.50 38.10	1.45 36.83	1.50 38.10	1.18 0.54
1 x 1 x ½ 25 x 25 x 15	300 2065	1.26 32.00	1.26 32.00	1.36 34.54	0.95 0.43
1 x 1 x ¾ 25 x 25 x 20	300 2065	1.37 34.79	1.37 34.79	1.45 36.83	1.10 0.50
1 x 1 x 1¼* 25 x 25 x 32	300 2065	1.67 42.418	1.67 42.418	1.58 40.132	1.52 0.69
1 x 1 x 1½* 25 x 25 x 40	300 2065	1.8 45.72	1.8 45.72	1.65 41.91	1.73 0.78
1¼ x 1 x ½ 32 x 25 x 15	300 2065	1.34 34.03	1.26 32.00	1.53 38.86	1.17 0.53
1¼ x 1 x ¾ 32 x 25 x 20	300 2065	1.45 36.83	1.37 34.79	1.62 41.14	1.38 0.63
1¼ x 1 x 1 32 x 25 x 25	300 2065	1.58 40.13	1.50 38.10	1.57 39.87	1.47 0.67
1¼ x 1 x 1¼ 32 x 25 x 32	300 2065	1.75 44.45	1.67 42.41	1.75 44.45	1.80 0.82
1¼ x 1 x 1½* 32 x 25 x 40	300 2065	1.88 47.752	1.8 45.72	1.82 46.228	2.05 0.93

▲ Working Pressure Ratings are for reference only and based on Sch. 40 pipe. For the latest UL/ULC, and FM pressure ratings versus pipe schedule, please visit [anvilintl.com](http://anvilintl.com) or contact your local Anvil Representative.

\* Part supplied as "Bull Head Tee".

### MATERIAL SPECIFICATIONS

Dimensions: ASME B16.4 Class 125

Material: ASTM A126

Finish: Black or Hot Dip Galvanized per ASTM A153 Class A

Threads: NPT per ASME B1.20.1

Agency Approvals: All cast iron threaded fittings are UL/ULC Listed and FM Approved.

### FIGURE 3358R - REDUCING TEE

Nominal Size 1 x 2 x 3	Max. Working Pressure▲	Dimensions			Approx. Wt. Each
		A	B	C	
<i>In. (mm)</i>	<i>PSI (kPa)</i>	<i>In. (mm)</i>	<i>In. (mm)</i>	<i>In. (mm)</i>	<i>Lbs. (kg)</i>
1¼ x 1¼ x ½ 32 x 32 x 15	300 2065	1.34 34.03	1.34 34.03	1.53 38.86	1.37 0.62
1¼ x 1¼ x ¾ 32 x 32 x 20	300 2065	1.45 36.83	1.45 36.83	1.62 41.14	1.54 0.70
1¼ x 1¼ x 1 32 x 32 x 25	300 2065	1.58 40.13	1.58 40.13	1.67 42.41	1.65 0.75
1¼ x 1¼ x 1½* 32 x 32 x 40	300 2065	1.88 47.752	1.88 47.752	1.82 46.228	2.21 1.00
1¼ x 1¼ x 2* 25 x 25 x 40	300 2065	2.1 53.34	2.1 53.34	1.9 48.26	2.55 1.16

### PROJECT INFORMATION

### APPROVAL STAMP

Project:	<input type="checkbox"/> Approved
Address:	<input type="checkbox"/> Approved as noted
Contractor:	<input type="checkbox"/> Not approved
Engineer:	Remarks:
Submittal Date:	
Notes 1:	
Notes 2:	

## Class 125 (Standard)

# FIG. 3358R

## Reducing Tee

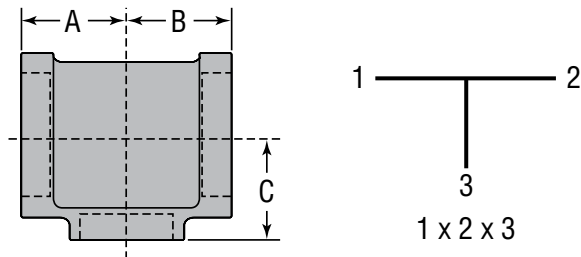


FIGURE 3358R - REDUCING TEE					
Nominal Size 1 x 2 x 3	Max. Working Pressure▲	Dimensions			Approx. Wt. Each
		A	B	C	
In. (mm)	PSI (kPa)	In. (mm)	In. (mm)	In. (mm)	Lbs. (kg)
1½ x 1 x ½ 40 x 25 x 15	300 2065	1.41 35.81	1.34 34.03	1.66 42.16	1.41 0.64
1½ x 1 x ¾ 40 x 25 x 20	300 2065	1.52 38.60	1.37 34.79	1.75 44.45	1.65 0.75
1½ x 1 x 1 40 x 25 x 25	300 2065	1.65 41.91	1.50 38.10	1.80 45.72	1.65 0.75
1½ x 1 x 1¼ 40 x 25 x 32	300 2065	1.82 46.22	1.67 42.41	1.88 47.75	2.00 0.91
1½ x 1 x 1½ 40 x 25 x 40	300 2065	1.94 49.27	1.8 45.72	1.94 49.27	2.30 1.04
1½ x 1¼ x ½ 40 x 32 x 15	300 2065	1.41 35.81	1.34 34.03	1.66 42.16	1.58 0.72
1½ x 1¼ x ¾ 40 x 32 x 20	300 2065	1.52 38.60	1.45 36.83	1.75 44.45	1.72 0.78
1½ x 1¼ x 1 40 x 32 x 25	300 2065	1.65 41.91	1.58 40.13	1.80 45.72	1.85 0.84
1½ x 1¼ x 1¼ 40 x 32 x 32	300 2065	1.82 46.22	1.75 44.45	1.88 47.75	2.22 1.00
1½ x 1¼ x 1½ 40 x 32 x 15	300 2065	1.94 49.27	1.88 47.75	1.94 49.27	2.45 1.11
1½ x 1¼ x 2* 40 x 32 x 40	300 2065	2.16 54.864	2.1 53.34	2.02 51.308	2.80 1.27
1½ x 1½ x ½ 40 x 40 x 40	300 2065	1.41 35.81	1.41 35.81	1.66 42.16	1.76 0.80
1½ x 1½ x ¾ 40 x 40 x 20	300 2065	1.52 38.60	1.52 38.60	1.75 44.45	1.87 0.85
1½ x 1½ x 1 40 x 40 x 25	300 2065	1.65 41.91	1.65 41.91	1.80 45.72	1.94 0.88
1½ x 1½ x 1¼ 40 x 40 x 32	300 2065	1.82 46.22	1.82 46.22	1.88 47.75	2.29 1.04

FIGURE 3358R - REDUCING TEE					
Nominal Size 1 x 2 x 3	Max. Working Pressure▲	Dimensions			Approx. Wt. Each
		A	B	C	
In. (mm)	PSI (kPa)	In. (mm)	In. (mm)	In. (mm)	Lbs. (kg)
1½ x 1½ x 2* 40 x 40 x 50	300 2065	2.16 54.864	2.16 54.864	2.02 51.308	3.28 1.41
2 x 1 x 2 50 x 25 x 50	300 2065	2.25 57.15	2.02 51.30	2.25 57.15	3.40 1.54
2 x 1¼ x 2 50 x 32 x 50	300 2065	2.25 57.15	2.10 53.34	2.25 57.15	2.80 1.27
2 x 1½ x ½ 50 x 40 x 15	300 2065	1.49 37.84	1.41 35.81	1.88 47.75	2.09 0.95
2 x 1½ x ¾ 50 x 40 x 20	300 2065	1.60 40.64	1.52 38.60	1.97 50.03	2.40 1.09
2 x 1½ x 1 50 x 40 x 25	300 2065	1.73 43.94	1.65 41.91	2.02 51.30	2.54 1.15
2 x 1½ x 1¼ 50 x 40 x 32	300 2065	1.90 48.26	1.82 46.22	2.10 53.34	2.85 1.30
2 x 1½ x 1½ 50 x 40 x 40	300 2065	1.49 37.84	1.41 35.81	1.88 47.75	2.24 1.02
2 x 1½ x 2 50 x 40 x 50	300 2065	2.25 57.15	2.16 54.86	2.25 57.15	3.75 1.70
2 x 2 x ½ 50 x 50 x 15	300 2065	1.49 37.84	1.49 37.84	1.88 47.75	2.60 1.18
2 x 2 x ¾ 50 x 50 x 20	300 2065	1.60 40.64	1.60 40.64	1.97 50.03	2.71 1.23
2 x 2 x 1 50 x 50 x 15	300 2065	1.73 43.94	1.73 43.94	2.02 51.30	2.97 1.35
2 x 2 x 1¼ 50 x 50 x 32	300 2065	1.90 48.26	1.90 48.26	2.10 53.34	3.32 1.51
2 x 2 x 1½ 50 x 50 x 40	300 2065	2.02 51.30	2.02 51.30	2.16 54.86	3.72 1.69
2 x 2 x 2½* 50 x 50 x 60	300 2065	2.6 66.04	2.6 66.04	2.39 60.706	5.10 2.31

▲ Working Pressure Ratings are for reference only and based on Sch. 40 pipe. For the latest UL/UCL, and FM pressure ratings versus pipe schedule, please visit [anvilintl.com](http://anvilintl.com) or contact your local Anvil Representative.

\* Part supplied as "Bull Head Tee".