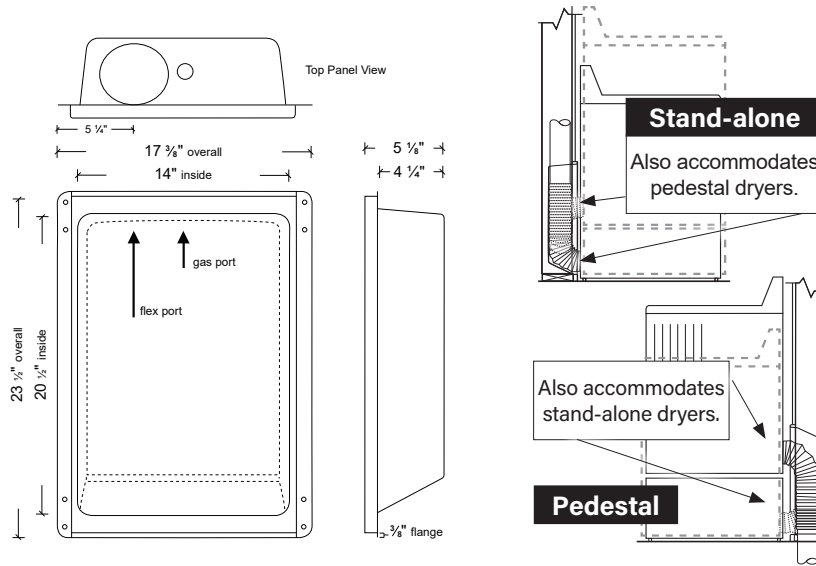


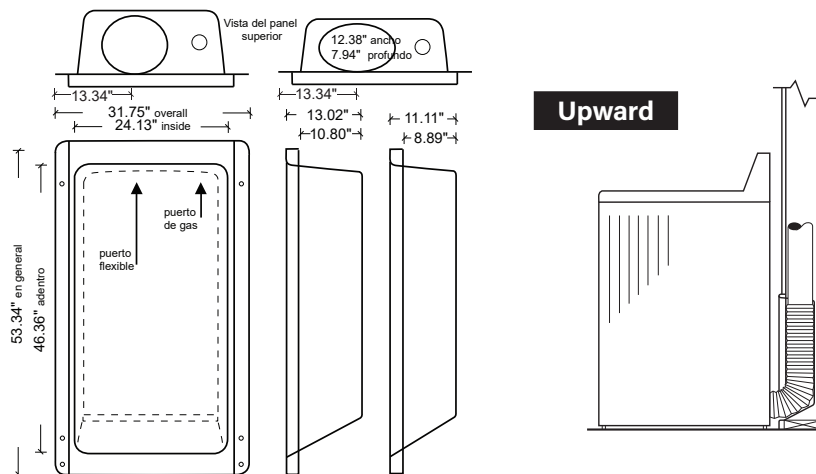


Technical Product Specifications

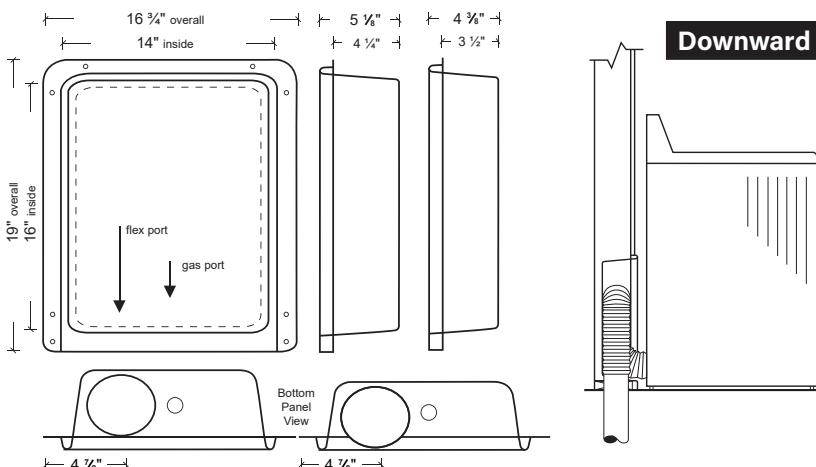
480 - Up, Down / Pedestal, Stand-alone



425 / 350 - Upward Venting



4D / 3D - Downward Venting



Model Number	Wall Size	Exhaust Direction
DB-480	2X6	Up & Down
DB-425	2X6	Upward
DB-350	2X4	Upward
DB-4D	2X6	Downward
DB-3D	2X4	Downward

Performance Data

For Use:

- Dryer vent hose receptacle
- Doubles as gas connection receptacle
- Meets code requirements as a clean-out

Materials:

- Model 480, 425 and 350 deep drawn with .028 aluminized steel (22 gauge)
- Model 4D and 3D deep drawn with .031 aluminized steel (22 gauge)
- UL Classified for use in a one hour wall assembly (UL System # W-L-7129)



General Information

Benefits:

- Locate the Dryer Right up Against the Wall
- Flex is Protected from Getting Crushed
- Lint build-Up is Minimized
- Efficiency is Increased...Clothes Dry Faster
- Laundry Room Appears Larger to Prospects
- Reduces the Fire Hazard
- Reduces Mold Potential in the Wall

Features:

- No Trim-ring Piece is Needed
- Elbow Eliminator...Gain 5 Foot of Duct Run
- Surface is Paintable, no Masking Needed
- Convenient Duct Support Tab

Manufactured By

InOvate®

250 S. Central Blvd. Suite 207
Jupiter, FL 33458
Telephone: 561-743-8696
Facsimile: 561-745-9723
www.Dryerbox.com