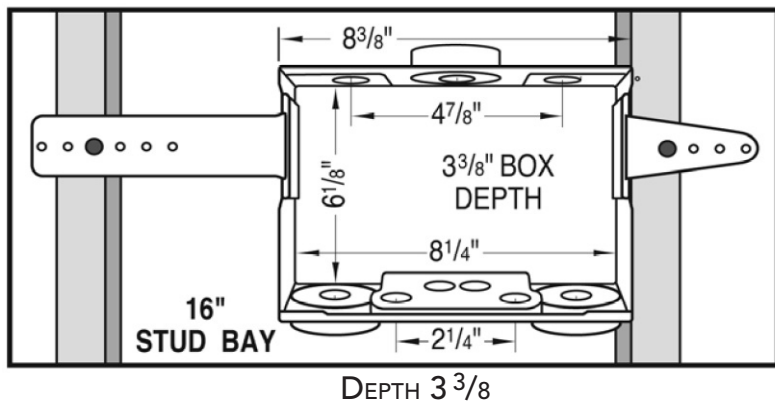
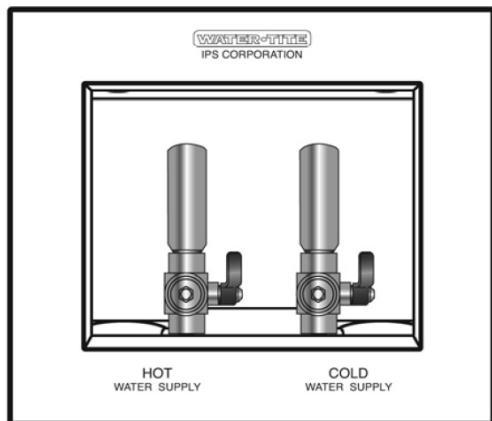


SPECIFICATION SUBMITTAL SHEET

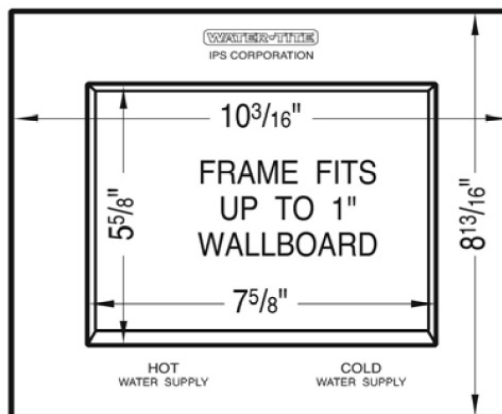


DU-ALL™ DUAL-DRAIN WASHING MACHINE OUTLET BOX with Quarter Turn Arrester Valves



Specifications:

Furnish and install Du-All™ dual-drain washing machine outlet box with quarter turn hammer arrester valves. Du-All box may optionally be installed as top-mount unit. Unit shall be Water-Tite product code as manufactured by IPS Corporation.



Item #	Product Description	Model #	Quantity
85703	Brass Qtr Turn Valves* w/Arresters Installed - 1/2" Sweat Conx.	W2700 HA	10
85706	Brass Qtr Turn Valves* w/Arresters Installed - 1/2" CPVC Conx.	W2701 HA	10
85714	Brass Qtr Turn Valves* w/Arresters Installed - 1/2" PEX Conx.	W2702 HA	10
81998	Brass Qtr Turn Valves* w/Arresters - 1/2" Wirsbo® Conx.	W27011 HA	10
Contractor Pack			
85704	Brass Qtr Turn Valves w/Arresters Installed - 1/2" Sweat Conx.	W2700 HACP	20
85707	Brass Qtr Turn Valves w/Arresters Installed - 1/2" CPVC Conx.	W2701 HACP	20
85723	Brass Qtr Turn Valves w/Arresters - 1/2" PEX	W2702 HACP	20
81999	Brass Qtr Turn Valves w/Arresters - 1/2" Wirsbo® Conx.	W2711 HACP	20

