



**DUCTMATE**  
Industries, Inc.

# P r o d u c t C a t a l o g



Connection Systems



Access Doors



Sealants & Adhesives



Hangers & Reinforcements



Other Duct Components

Issue 17

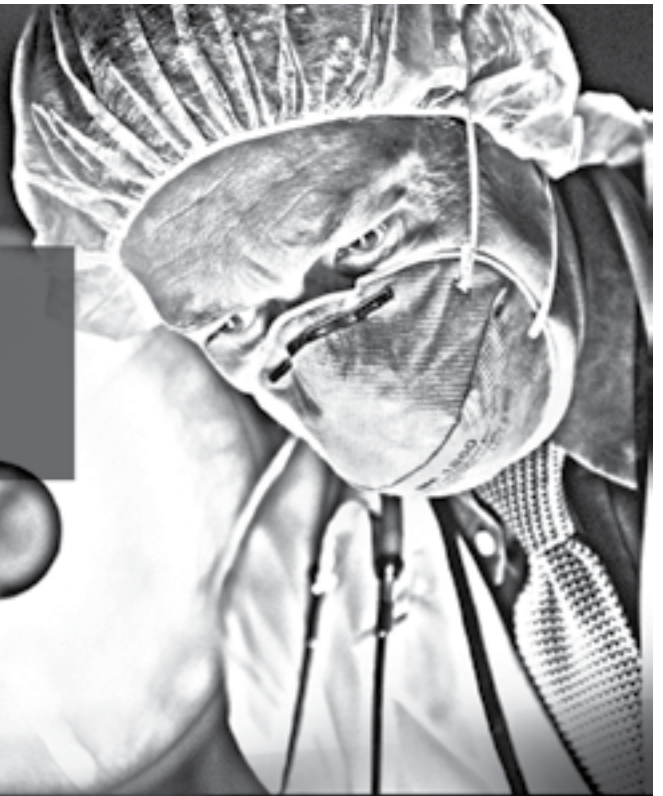


Scan The Code To Request A  
Digital Version Of The Ductmate  
Product Catalog Or Visit  
<http://qrs.ly/v144lyz>




# Observe!

it's the dawn of the  
smarter, simpler  
observation door.



Want a better look at our  
new 16" x 12" Double  
Paned Observation  
Access Door? Scan  
this code or visit  
<http://qr.ly/tp3mu6s>



**D DUCTMATE**  
Industries, Inc.

[ductmate.com](http://ductmate.com)

**Meet the observation door without  
compromises and without complications.**

Ductmate's new 16" x 12" Double Paned Observation Sandwich® Access Door makes it easier than ever to get a good look inside your ductwork without removing the door and potentially introducing contaminants into the duct system. Its dual pane glass window features two 8" x 8" panels of sealed safety glass for a large viewing area with minimal leakage up to 10" WG. And since it's from Ductmate, you can be sure we made it tough, easy to install, and (if you want) insulated.

[ductmate.com/sustainability](http://ductmate.com/sustainability)



This catalog is printed using recycled and Sustainable Forestry Initiative (SFI) Certified fibers.

# DUCTMATE® INDUSTRIES

## HIGH-QUALITY VALUE-ADDED PRODUCTS

### CERTIFIED QUALITY ASSURANCE

#### DUCTMATE REPUTATION

Every Ductmate product is specially designed and engineered to perform a specific function. Structural integrity, proven performance, and added value are built right in. Strict tolerances and high quality control standards are the fundamental principles in our manufacturing guidelines. We are also committed to providing the sheet metal industry with new cutting edge products and technology to increase your productivity and profits in this highly competitive industry.

#### DETAILED PRODUCT INFORMATION

All product specification sheets, material safety data sheets, and submittal packets are available on our website. Products should be used only after consulting the product specification and MSDS. To learn more about any of the products in this catalog, visit us online: [www.ductmate.com](http://www.ductmate.com).

**Material Availability Chart**

Products	Galvanized	Black Iron	Galvannealed	PVC Coated	316 Stainless	304 Stainless	Aluminized	Aluminum
Ductmate 25® Flange	●	x	x	x	x	x	x	x
Ductmate 35® Flange	●	■	●	○	●	●	○	●
Ductmate 45® Flange	●	x	x	x	●	●	x	x
W.D.C.I. "J" Flange	●	x	■	■	○	●	○	●
W.D.C.I. "H" Flange	●	x	x	x	x	x	x	x
W.D.C.I. "J" Corner	●	x	○	x	○	●	○	●
W.D.C.I. "H" Corner	●	x	x	x	x	x	x	x
D3A™ Corners	●	○	○	○	●	●	●	x
D3B™ Corners	●	■	●	■	○	●	●	x
DC 45™ Corners	●	x	x	x	●	x	x	x
DC 35™ Corners	●	■	x	x	●	●	○	●
DJR™ Corners	●	x	x	x	x	x	x	x
Ductmate TDC Corners	●	■	○	■	○	●	●	●
Ductmate TDF Corners	●	■	○	■	○	●	x	●
W.D.C.I. TDC Corners	●	x	x	x	x	○	○	○
W.D.C.I. TDF Corners	●	x	○	x	x	○	○	○
Ductmate Cleat	●	■	○	■	○	●	●	x
TDC Cleat	●	x	■	■	●	x	■	x
TDF Cleat	●	x	■	■	■	●	■	x
Versa-Cleat™	●	x	○	x	●	x	●	x
Bullnosing	●	x	x	■	■	x	■	■
1/2" Standing S	●	x	x	x	x	x	x	x
1" Standing S	●	x	○	x	■	●	■	●
1 5/8" Standing S	●	x	■	x	■	■	■	■
Hemmed S	●	x	■	■	■	●	■	●
Standing Drive Slip	●	x	■	■	x	x	■	■
Drive Slip	●	x	■	■	■	●	■	●
Spiralmate®	●	x	○	○	○	○	○	x
ECONOflange™ Round	●	x	○	○	○	○	○	○
ECONOflange™ Oval	●	x	○	○	○	○	○	○
QuickSleeve™	●	x	■	x	○	○	■	x
PROflex™	●	x	■	■	○	○	○	○
Access Doors Rectangular *	●	○	■	■	○	○	○	x
Access Doors Framed	●	x	○	x	○	○	x	○
Access Doors Round *	●	○	○	■	○	○	○	x
High Pressure Access Doors Framed	●	x	x	x	●	●	x	x
16"x12" Observation Door	●	x	x	x	x	●	x	x
Ultimate Door™	x	●	x	x	x	■	x	x
Trapeze Hanger	●	x	■	x	x	■	■	x
"Z" Bar	■	x	x	x	x	x	x	x
Angle Iron	●	x	x	x	x	x	x	x
PROrail™	●	x	■	■	■	●	○	●
Turning Vane	●	x	■	■	■	●	■	●
MONOrail™	●	x	■	■	○	○	■	■
ECONOrail™	●	x	■	■	■	○	■	■
Acoustical Vane	●	x	x	x	x	○	x	x

### Table Of Contents

#### Connection Systems

- Ductmate 25/35/45™ Rectangular Flange Systems & Accessories .....2-5
- W.D.C.I.™ Slide On Connectors.....6-8
- Slip & Drive Type Connectors.....9
- Cornermatic+ Plus.....10
- T.D.C. / T.D.F. System Components ..... 11-12
- Spiralmate® Round Flange Systems..... 13-14
- ECONOflange™ Round Systems .....15
- ProGuard™ Duct Cover Film.....16
- QuickSleeve™ Round Coupler System ..... 17-18
- ECONOflange™ Oval Systems .....19-20
- ProFlex™ Flexible Duct Connector.....21-22

#### Access Doors

- Sandwich® Access Doors .....23-25
- Square-Framed Access Doors.....26
- 16"x12" Double Paned Observation Access Door .....27
- Ultimate™ / Ultimate II™/ ULTimate™ Round Duct Access Doors ..... 28-30
- Moisture Drains .....31

#### Hangers & Reinforcements

- Hurricane Air Brace™.....32
- Clutcher® Steel Cable Hanging System ..... 33-34
- Trapeze Duct Hanger / Isolation Pad / Beam Clamp.....35
- Hangermate, Isolation Hanger, Round Duct Hanger..... 36-37
- Round Duct Strap Bracket & Strapping .....38
- EasyRod™ & EasyStud™ Tie Rod Systems .....39
- "Z-Bar" Reinforcement & Fire Damper Retaining Angle.....40

#### Air Control

- BangIt™ Damper Hardware .....41
- ProRail™ Self-Locking Rail System.....42
- EconoRail™ System, MonoRail™ System, & Turning Vane .....43

#### Insulation

- PolyArmor™ .....44

#### Gaskets, Sealants, Adhesives, & Solvents

- PROseal® Spray Water-Based Sealant .....45
- PROseal® Water-Based Smooth Sealant.....46
- FIBERseal® Water-Based Fiber-Reinforced Sealant .....47
- EVERseal™ Water-Based Smooth Sealant.....48
- EZ-Seal™ Water-Based Fiber-Reinforced Sealants.....49
- SolvSeal™ Solvent-Based Sealant .....50
- 4-EVERhold™ Duct Liner Adhesive.....51
- ProTack™ / ProTack™ HV Duct Liner Adhesive .....52
- QuickStick™ HS/Quick-Stick™/Quick-Stick™ Aerosol Duct Liner Adhesive
- EZ-Sprayer Adhesive Applicator .....53-55
- Degreaser.....56
- Super Liner Seal™ Fiberglass Coating Adhesive .....57
- Lag-It™ Lagging Adhesive.....58
- 5511M™ Seam-Sealing Mastic.....59
- Gaskets (DM440™, Neoprene, and Specialty Gaskets) .....60

#### Other System Components

- Weld Pins.....61
- Spotter Pins.....62
- Fasteners .....63

### LIMITED PRODUCT WARRANTY

Ductmate warrants that the products in this catalog, when properly installed and maintained, will be free from defects in material and workmanship, and will comply with all written specifications made by Ductmate at the time of sale. Ductmate's warranty shall run for a period of one year from the date of manufacture.

#### Warranty Limitation

The warranty stated above is in lieu of all other warranties, express or implied, including but not limited to the implied warranties of MERCHANTABILITY AND FITNESS FOR A PARTICULAR PURPOSE. Although Ductmate may have suggested the product, or provided written or oral advice to the Purchaser, it is the Purchaser's responsibility to test and determine the suitability of the products in this catalog for the intended use and purpose, and Purchaser and/or its customer assumes all risk and liability whatsoever regarding such suitability.

#### Limitation of Liability

In the event of a breach of the above warranty, Ductmate's sole obligation, and Purchaser's sole and exclusive remedy, shall be, at Ductmate's option, repair or replacement of any defective products, or refund of an applicable portion of the purchase price. Ductmate shall have no liability for costs of removal or reinstallation of the product. The Purchaser agrees that no other remedy, including but not limited to loss of profits, loss sales, injury to person or property, or any other special, incidental or consequential damages, shall be available to the Purchaser for any claim arising out of this Agreement, regardless of whether such claim is made in contract or in tort, including strict liability in tort. In no event will Ductmate be obligated to pay damages to the Purchaser in any amount exceeding the purchase price that the Purchaser paid to Ductmate for the allegedly defective product.

### CHART LEGEND

- Finished product is normally in stock
- Made to order—raw material is normally stocked
- Made to order—minimum quantity & lead time needed
- Not available
- x PVC Coated sandwich access doors are available in uninsulated models only.
- \* 24" x 18" sandwich access doors are only available in galvanized and 316 stainless steel.


(Chart is subject to change without notice.)

*Ideas that work for you every day..*

# DUCTMATE®

THE DUCTMATE '25' '35' & '45'™

SLIDE-ON CONNECTORS



## MONEY SAVING VALUE ADDED FEATURES

- AIR TIGHT • NO ADDED SEALING • CLEAN APPEARANCE • USED AS AN ARCHITECTURAL FEATURE • RIGOROUSLY TESTED
- STRONG • INCREASES STRUCTURAL INTEGRITY OF DUCT • SUBSTANTIAL SAVINGS ON DUCT GAUGES & REINFORCEMENTS
- COST EFFECTIVE AT 1" STANDING-S OR HEAVIER WHEN SEALING IS REQUIRED & ALL FACTORS CONSIDERED • CAN BE SHIPPED K.D. TO JOB SITES • QUICK & SIMPLE TO INSTALL
- EXCLUSIVE NO-BOLT & DOWN SET CORNER SYSTEMS ON 25 & 35 SYSTEMS • BULL NOSING KITS • ENGINEERING & TECHNICAL SUPPORT • INSTALLATION VIDEOS & MANUALS • DETAILED DUCT CONSTRUCTION TABLES & SKETCHES

## THE DUCTMATE® System Features:

<p><b>NO-BOLT CORNER</b> (Common to '25'/'35'™ Systems)</p> <p>Tab locks into notch on Corner Piece</p>	<p><b>CORNER ALIGNMENT TOOL</b> Modified vise grip can facilitate installation of corner clips</p> <p>#AG2000™</p>	<p><b>CLEATER 1™ &amp; CLEATER 2™</b> Ideal tool for attaching cleat to Ductmate Flange Joint where spacing is not a consideration. Use the Cleater 2 in conjunction with 5/8" deep-wall socket, extensions and wrench (not included) to attach cleat in hard-to-reach places.</p> <p>CLEATER 1™ (Blue Handle)</p> <p>CLEATER 2™</p>
<p><b>SNAP-ON CLEAT</b> (Common to '25'/'35'™ Systems)</p> <p>PVC Cleat      Metal Cleat</p>	<p><b>VERSA-CLEAT™</b> (Common to '45' Systems)</p>	<p><b>VERSA-CLEATER™ Tool</b> (Ideal for attaching Ductmate Versa-Cleat)</p>



# DUCTMATE®

## '25' '35' & '45' SYSTEMS™

### TECHNICAL DATA

The characteristics of a particular duct connection or joint are usually referenced to the Sheet Metal and Air Conditioning Contractors National Association (SMACNA) Manuals. SMACNA encourages the use of new technology, but does not endorse proprietary products. The Ductmate '45', '35' and '25' Systems have been tested in accordance with SMACNA procedures with no external sealant employed. The tests reveal: the Ductmate '45' Systems are comparable to the SMACNA Class "K" transverse joint, the Ductmate '35' Systems are comparable to the SMACNA Class "J" transverse joint and the Ductmate '25' Systems are comparable to the SMACNA Class "F" joint.

### LIMITATIONS

The Ductmate '45' System is not recommended for applications with duct gauges heavier than 10 gauge or lighter than 22.

The Ductmate '35' System is not recommended for applications with duct gauges heavier than 16 GA. or lighter than 26 GA.

The Ductmate '25' System is not recommended for applications with duct gauges heavier than 20 GA. or lighter than 26 GA.

### COMPOSITION AND MATERIALS

The Ductmate Systems consist of the following components:

- Ductmate '45' Angle is roll-formed from 18 GA galvanized steel with an integral sealant.
- Ductmate '35' Angle is roll-formed from 20 GA. galvanized steel, with an integral sealant.
- Ductmate '25' Angle is roll-formed from 24 GA. galvanized steel, with an

integral sealant.

- Ductmate Corner Pieces inserted into the hollow web of the Ductmate Angle. See drawing on page 5 for corner styles.
- Metal Cleat is roll-formed from 20 GA. galvanized steel. (PVC Cleat is available upon request).
- Ductmate '45' VersaCleaT is roll-formed from 22 GA galvanized steel.
- Also available: optional Ductmate '45' bolt-on cleat, roll-formed from 11 GA electroplate galvanized steel.
- Gasket is extruded butyl for use between mating flanges. (Neoprene gasket is available upon request).
- Corner Clips are 16 GA. galvanized steel. (Use of nuts and bolts optional: 3/8" x 1" for DCIIIB, 5/16" x 1" for Ductmate DC25 Corner).

### DIMENSIONS

Refer to drawings on page 5.

### APPLICABLE STANDARDS

Angle Steel: ASTM-A-653 G 60/90  
Corner Steel: ASTM A-653 G 60/90  
Mastic: 5511M  
Gasket: Ductmate 440

### TECHNICAL SERVICES

Detailed assembly and installation instructions, and videos showing step-by-step procedures, are available from the manufacturer and on the Ductmate website. Factory trained personnel are available upon request, at no charge to instruct new customers in the use of the Ductmate Systems.

### GUARANTEES

All component parts of the Ductmate Systems are guaranteed against defective material.

### DUCTMATE SNAP-ON CLEAT

#### PVC CLEAT\*

Polyvinyl chloride (PVC) is an organic polymer derived from petroleum and salt.

Performance Properties:

- Relatively high ignition resistance:
- Flash ignition 391°C/735°F
- Self ignition 454°C/850°F
- Low fuel contribution
- Lack of flaming drips
- High external heat necessary to maintain combustion
- UL94-Passes
- UL723 (ASTM E-84) Test Data:
  - Flame Spread: 10
  - Fuel Contribution: 0
  - Smoke Density: 10
- Service Temp: +32°F to +150°F
- PVC Cleat is used around perimeter of transverse joint.

\* *Not recommended for outdoor applications. For applications involving chemicals, consult factory.*

#### METAL CLEAT

DM® Metal Cleat is roll-formed of 20 GA. galvanized steel for application around perimeter of transverse joint. (See installation manual for correct usage).

# DUCTMATE RECTANGULAR SYSTEMS PART NUMBERS

## How to Order A Complete Ductmate Rectangular Duct Connection System:

**Table 1:** Ductmate Rectangular Connection System Components:

Ductmate Flange	Compatible Corner(s)	Standard Bundle Sizes*	Cleat	Gasket**	Available Alloys*** (for flange, corners, & cleat)
<ul style="list-style-type: none"> <li>D45 † (Ductmate '45' 1.07 LB per LF)</li> </ul>	<ul style="list-style-type: none"> <li>DC45</li> </ul>	<ul style="list-style-type: none"> <li>10 19' lengths @ 1,007 LF per bundle</li> </ul>	<ul style="list-style-type: none"> <li>DV6C VersaCleat™ (250 Pcs. @ 61.25 lbs/ carton)</li> <li>D45CGA Optional DM45™ Bolt-On Cleat (200 Pcs. @ 25.6 lbs/carton)</li> </ul>	<ul style="list-style-type: none"> <li>440 3/16" x 1" DM45 Butyl Gasket (400' @ 50 lbs/carton)</li> <li>NEO 5/16 x 1 DM45 1" Neoprene Gasket (1000' @ 23 lbs./carton)</li> </ul>	<ul style="list-style-type: none"> <li>GA=Galvanized</li> <li>GN=Galvanneal</li> <li>AL=Aluminum*</li> <li>AZ=Aluminized</li> <li>S4=304 Stainless</li> <li>S6=316 Stainless</li> <li>PVC=PVC Coated</li> <li>BI=Black Iron</li> </ul>
<ul style="list-style-type: none"> <li>D35 (Ductmate '35' .7 LB per LF)</li> </ul>	<ul style="list-style-type: none"> <li>D3A</li> <li>D3B</li> <li>DC35</li> <li>BD35</li> </ul>	<ul style="list-style-type: none"> <li>10 1,000 LF per bundle</li> <li>15 1,500 LF per bundle</li> <li>20 2,000 LF per bundle</li> <li>30 3,000 LF per bundle</li> </ul>	<ul style="list-style-type: none"> <li>D6C 6" Metal Cleat (500 Pcs. @ 45 lbs/ carton)</li> <li>D10C 10" Metal Cleat (100' per bundle)</li> <li>6"PVC 6" Solid PVC Cleat (500 Pcs. @ 18 lbs/ Carton)</li> <li>10"PVC 10" Solid PVC Cleat (100' per bundle)</li> </ul>	<ul style="list-style-type: none"> <li>440 3/16" x 5/8" Butyl Gasket (500' @ 45 lbs/carton)</li> <li>NEO 5/16" x 3/4" Neoprene Gasket (750' @ 15 lbs./ carton)</li> </ul>	<ul style="list-style-type: none"> <li>† D45=Galvanized &amp; 316 SS ONLY</li> <li>‡ D25=Galvanized ONLY</li> <li>* Except Cleat</li> </ul>
<ul style="list-style-type: none"> <li>D25 ‡ (Ductmate '25' .4 LB per LF)</li> </ul>	<ul style="list-style-type: none"> <li>DJR</li> <li>DBJR</li> </ul>	<ul style="list-style-type: none"> <li>(All bundles composed of 20' lengths)</li> </ul>			

\* Consult distributor on minimum ordering requirements

\*\* 440 Butyl Gasket is recommended for standard H.V.A.C. systems

\*\*\* Specialty alloys available in exact quantities

### Ductmate Flange Part No. Key

Example: D3530GA

Profile Size*	Bundle Size	Alloy*
Example: D35 D35=Ductmate '35' Flange	Example: 30 30=3000'	Example: GA GA=Galvanized

\* Please see Table 1 above for all available profile sizes and alloys

### Ductmate Corners Part No. Key

Example: D3BGA

Corner Type*	Alloy*
Example: D3B D3B=Ductmate No-Bolt Corner	Example: GA GA=Galvanized

\* Please see Table 1 above for all available corner types and alloys

### Bullnosing Part No. Key

Example: BN1GA

Bullnosing	Size	Alloy
Example: BN • BN = Bullnosing	Example: 1 • 1 = 1" • 1.5 = 1 1/2" • 2 = 2"	Example: GA • GA = Galvanized • S6 = 316 Stainless Steel

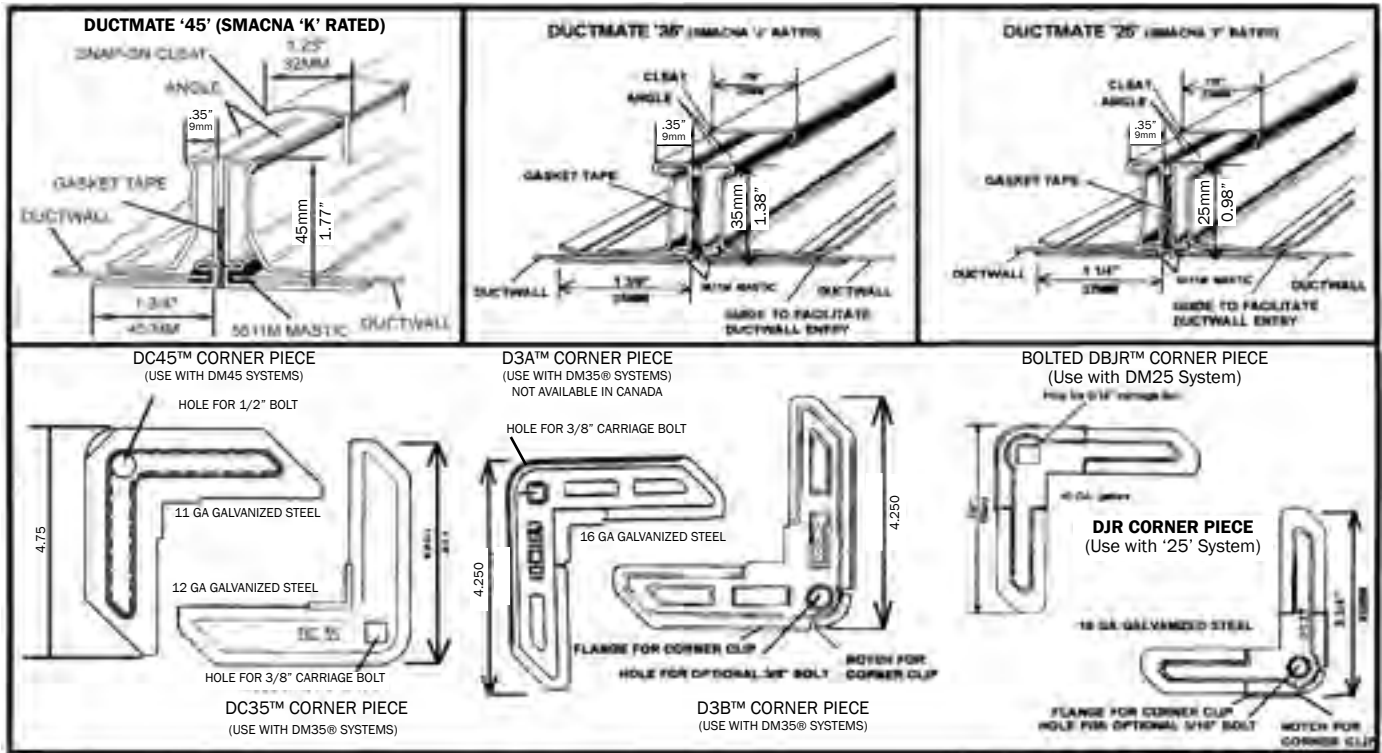
### Ductmate Corners Ordering Information

Corner Type*	Corresponding Flange	Gauge	Clip / Bolt	Pkg. Quantity	Pkg. Weight (lbs.)
DC45™	DM45™	11	Requires 1/2" Bolt (Not Included)	100 / Carton	33 lbs. / Carton
D3A	DM35®	16	Requires 3/8" Carriage Bolt (Not Included)	250 / Carton	40 lbs. / Carton
D3B	DM35®	16	Corner Clip Included w/Order *	250 / Carton	43 lbs. / Carton
DC35™	DM35®	12	Requires 3/8" Carriage Bolt (Not Included)	250 / Carton	55 lbs. / Carton
BDC35	DM35®	12	3/8" Carriage Bolt Included w/Order	250 / Carton	67 lbs. / Carton
DJR™	DM25™	16	Corner Clip Included w/Order *	250 / Carton	34 lbs. / Carton
DBJR	DM25™	16	Nut & Bolt Included	250 / Carton	30 lbs. / Carton

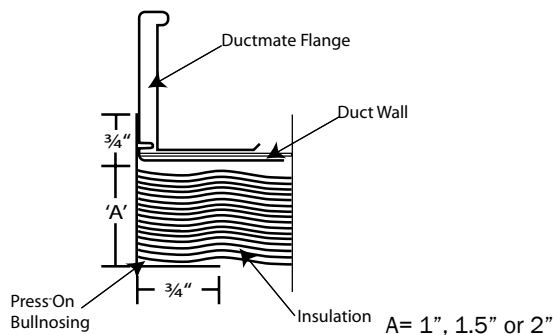
\* Please see Table 1 above for all available corner types and alloys

❖ Extra Corner Clips are also available: Part No. DCLPGABX

# DUCTMATE RECTANGULAR SYSTEMS (CONT.)



## CROSS SECTION OF BULL NOSING



## Bull Nosing Features:

- Available for 1", 1-1/2", and 2" insulation
- Can be used on insulated or double wall duct
- Protects insulation from being torn or damaged
- Reduces fibers within the air stream
- Double-sided adhesive gasket for fast application
- Gasket is 3/4" x 1/16" double sided neoprene gasket
- Union made in the U.S.A.
- Conforms to SMACNA requirements
- Standard construction consists of G-60 galvanized steel

## ESTIMATING DUCTMATE '25' '35' & '45' COMPONENTS

FLANGES ESTIMATING FORMULA: Per Duct Size  $[(W + H) \div 3] \times \#$  of Duct Sections.

Add Requirement For Each Size To Determine Total flange Needed.

Example: Duct size 40" x 30" @ 60 joints.

$[(40" + 30") \div 3] \times 60 = 1400'$  of Flange.

CORNERS: Approx. (1) corner for every (3 lf) of flange =  $1400 \div 3 = 467$  (250 pcs/box)

CLEAT: Approx. (6") of cleat for every (4') of flange =  $1400 \div 4 = 350$  (6" ea @ 250 lf/ctn or 500 pcs)

GASKETING: Approx. 1 lf per 2 lf of Flange =  $1400 \div 2 = 700'$  (20 rolls @ 25' per roll or 500 lf per ctn)

## SAMPLE ORDER:

Quantity	Part Number	Description	Total Required	Weight
(1) Bundle	D3515GA	Ductmate '35'	1500 ft.	1035 lbs.
(2) Box	D3BGA	No-Bolt Corners	500 pcs.	86 lbs.
(1) Box	D6CGA	6" Metal Cleat	500 pcs.	45 lbs.
(2) Box	440 3/16" x 5/8"	440 Butyl Gasket	1000 lf.	90 lbs

NOTE COMPONENT QUANTITIES WILL VARY WITH SIZE OF DUCT.

*Exclusive patented features make the difference...*



**The W.D.C.I. System  
Includes:**

**440 Butyl Gasket**



A non-hardening butyl rubber tape with superior sealing and adhesive qualities for a permanent, leak-proof W.D.C.I. connection



**THE W.D.C.I. 'J' & 'H'  
SLIDE-ON CONNECTORS**

**MONEY SAVING VALUE ADDED FEATURES**

- AIR TIGHT • NO ADDED SEALING • CLEAN APPEARANCE • USED AS AN ARCHITECTURAL FEATURE • RIGOROUSLY TESTED • STRONG • INCREASES STRUCTURAL INTEGRITY OF DUCT • SUBSTANTIAL SAVINGS ON DUCT GAUGES & REINFORCEMENTS • COST EFFECTIVE AT 1" STANDING-S OR HEAVIER WHEN SEALING IS REQUIRED & ALL FACTORS CONSIDERED • CAN BE SHIPPED K.D. TO JOBSITES • QUICK & SIMPLE TO INSTALL • BULL NOSING KITS • ENGINEERING & TECHNICAL SUPPORT • INSTALLATION MANUALS • DETAILED DUCT CONSTRUCTION TABLES & SKETCHES

**Snap-On Cleat**  
(Common to 'J' & 'H' Systems)



PVC Cleat

Metal Cleat

**CLEATER 1™  
& CLEATER 2™**

Ideal tool for attaching cleat to W.D.C.I. Flange Joint where spacing is not a consideration. Use the Cleater 2 in conjunction with 5/8" deep-wall socket, extensions and wrench (not included) to attach cleat in hard-to-reach places.



CLEATER 1™  
(Blue Handle)

CLEATER 2™

Cleat can be snapped-on or driven-on for large sections of duct or inaccessible areas

Angle is roll-formed from galvanized steel

Gasket Tape is applied to W.D.C.I. Flanges before joining duct sections for a no-leak seal

Duct Wall

Integral mastic sealant perfects the seal

Special guide facilitates duct wall entry

Duct Wall



# W.D.C.I. RECTANGULAR SYSTEMS SPECIFICATIONS

## W.D.C.I. 'J' & 'H' Systems

### TECHNICAL DATA

The characteristics of a particular duct connection or joint are usually referenced to the Sheet Metal and Air Conditioning Contractors National Association (SMACNA) Manuals. SMACNA encourages the use of new technology, but does not endorse proprietary products. The W.D.C.I. 'J' & 'H' Systems have been tested in accordance with SMACNA procedures with no external sealant employed. The tests reveal: the W.D.C.I. 'J' Systems are comparable to the SMACNA Class J transverse joint and the W.D.C.I. 'H' Systems are comparable to the SMACNA Class H joint.

### LIMITATIONS

The W.D.C.I. 'J' System is not recommended for applications with duct gauges heavier than 16 GA. or lighter than 26 GA.  
The W.D.C.I. 'H' System is not recommended for application with duct gauges heavier than 20 GA. or lighter than 26 GA.

### DIMENSIONS

Refer to drawings below.

### APPLICABLE STANDARDS

Angle Steel: ASTM-A-653 G 60/90  
Corner Steel: ASTM A-653 G 60/90  
Mastic: 5511M  
Gasket: Ductmate 440

### COMPOSITION AND MATERIALS

The W.D.C.I. Systems consist of the following components:

- W.D.C.I. 'J' Angle is roll-formed from 20 GA. galvanized steel, with an integral sealant.
- W.D.C.I. 'H' Angle is roll-formed from 22 GA. galvanized steel, with an integral sealant.
- W.D.C.I. Corner Pieces are inserted into the hollow web of the respective angle. See drawing below for corner styles.
- Metal cleat is roll-formed from 22 GA. galvanized steel. (PVC Cleat is available upon request).
- Gasket is extruded butyl for use between mating flanges. (Neoprene gasket is available upon request).
- Nuts & Bolts  
3/8" x 1" for W.D.C.I. 'J'  
1/4" x 1" for W.D.C.I. 'H'

### TECHNICAL SERVICES

Detailed assembly and installation instructions, and videos showing step-by-step procedures, are available from the manufacturer and on the Ductmate website. Factory trained personnel are available upon request, at no charge to instruct new customers in the use of the W.D.C.I. Systems.

### W.D.C.I. CLEAT

#### PVC CLEAT

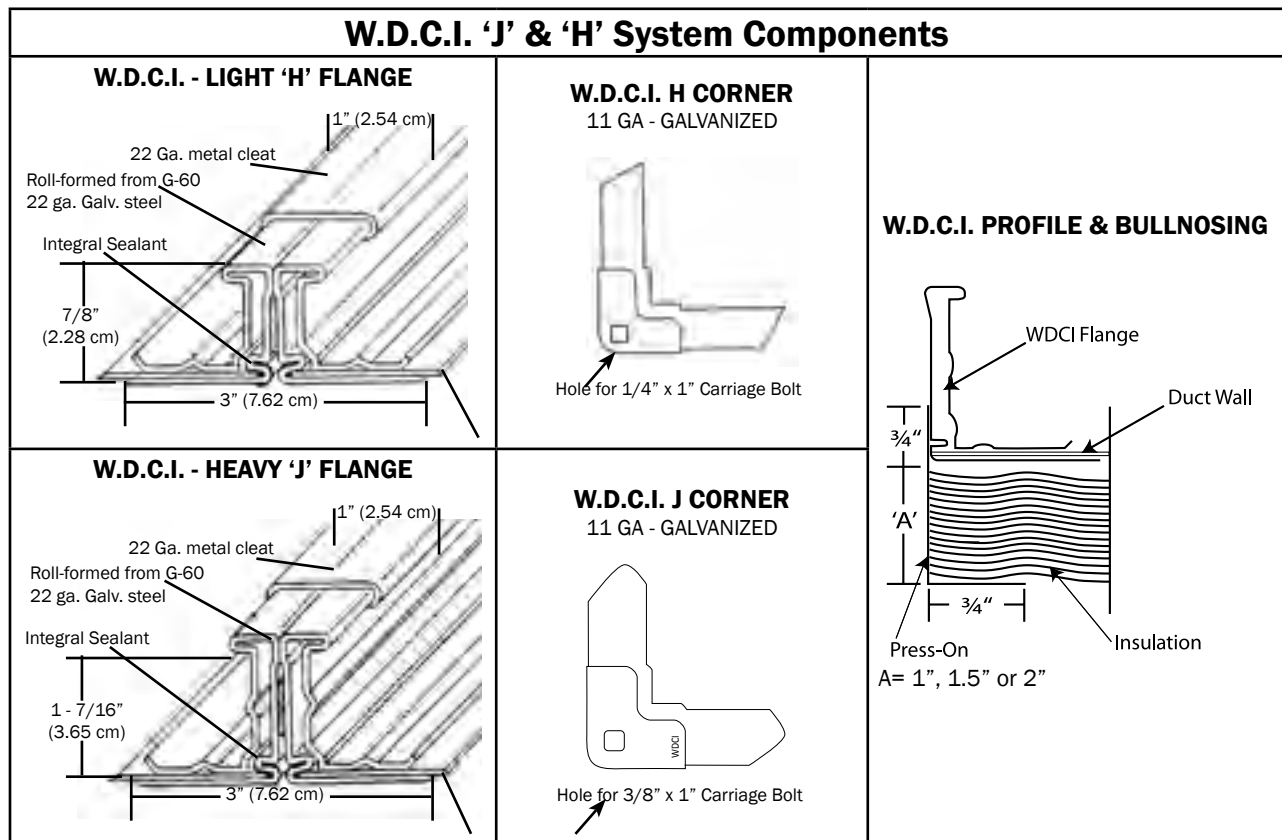
Polyvinyl chloride (PVC) is an organic polymer derived from petroleum and salt.

Performance Properties:

- Relatively high ignition resistance:
- Flash ignition 391 °C/735 °F
- Self ignition 454 °C/850 °F
- Low fuel contribution
- Lack of flaming drips
- High external heat necessary to maintain combustion
- UL94-Passes
- UL723 (ASTM E-84) Test Data:
  - Flame Spread: 10
  - Fuel Contribution: 0
  - Smoke Density: 10
  - Service Temp: +32 °F to +150 °F
- PVC Cleat is used around perimeter of transverse joint. Not recommended for roof top applications.

#### METAL CLEAT

W.D.C.I. Metal Cleat is roll-formed of 22 GA. galvanized steel for application around perimeter of transverse joint. (See installation manual for correct usage).



# W.D.C.I. RECTANGULAR DUCT CONNECTOR SYSTEMS

## How to Order A Complete W.D.C.I. Rectangular Duct Connection System:

**Table 1:** W.D.C.I. Rectangular Connection System Components:

W.D.C.I. Flange	Compatible Corner(s)	Standard Bundle Szs.*	Cleat	Gasket**	Available Alloys* (for flange, corners, & cleat)
<ul style="list-style-type: none"> <li><b>WJ</b> W.D.C.I. 'J' Large Profile (.73 lbs per LF)</li> </ul>	<ul style="list-style-type: none"> <li><b>WJC</b> 11 GA corner 250 pcs./carton Nuts &amp; bolts included (galv. only) (75 lbs/carton)</li> </ul>	<ul style="list-style-type: none"> <li><b>15</b> 1,500 LF Specialty alloys are available in exact quantities.</li> </ul>	<b>Metal Cleat</b> <ul style="list-style-type: none"> <li><b>W6C</b> 6" Metal Cleat (500 pcs. @ 50 lbs/carton)</li> <li><b>W10C</b> 10' Metal Cleat (100' per bundle)</li> </ul>	<ul style="list-style-type: none"> <li><b>440 3/16" x 5/8"</b> Butyl Gasket (500' @ 45lbs./carton)</li> <li><b>NEO 5/16" x 3/4"</b> Neoprene Gasket 750' @ 15lbs./carton)</li> </ul>	<ul style="list-style-type: none"> <li>GA=Galvanized</li> <li>GN=Galvanneal</li> <li>AL=Aluminum*</li> <li>AZ=Aluminized</li> <li>S4=304 Stainless</li> <li>S6=316 Stainless</li> <li>PVC=PVC Coated**</li> <li>BI=Black Iron</li> </ul>
<ul style="list-style-type: none"> <li><b>WH†</b> W.D.C.I. 'H' Small Profile (.5 lbs per LF)</li> </ul>	<ul style="list-style-type: none"> <li><b>WHC</b> 11 GA corner 250 pcs./carton Nuts &amp; bolts included (galv. only) (30 lbs/carton)</li> </ul>		<b>Solid PVC Cleat</b> <ul style="list-style-type: none"> <li><b>6"WPVC</b> 6" Solid PVC Cleat (500 Pcs. @ 22 lbs/carton)</li> <li><b>10"WPVC</b> 10' Solid PVC Cleat (100' per bundle)</li> </ul>		

\* Consult distributor on minimum ordering requirements. Specialty alloys available in exact quantities

\*\* 440 Butyl Gasket is recommended for standard H.V.A.C. systems

### Bullnosing Part No. Key

Example: BN1GA

Bullnosing	Size	Alloy
Example: BN BN = Bullnosing	Example: 1 1 = 1" 1.5 = 1 1/2" 2 = 2"	Example: GA GA = Galvanized S6 = 316 Stainless Steel

### Estimating W.D.C.I. 'J' & 'H' Components

FLANGES ESTIMATING FORMULA: Per Duct Size [(W + H) ÷ 3] x # of Duct Sections.

Add Requirement For Each Size To Determine Total flange Needed.

Example: Duct size 40" x 30" @ 60 joints.

[(40" + 30") ÷ 3] x 60 = 1400' of Flange.

CORNERS: Approx. (1) corner for every (3') of flange = 1400 ÷ 3 = 467 (250 pcs/box)

CLEAT: Approx. (6") of cleat for every (4') of flange = 1400 ÷ 4 = 350 (6" ea @ 250 lf/ctn or 500 pcs)

GASKETING: Approx. 1' per 2' of flange = 1400 ÷ 2 = 700' (20 rolls @ 25' per roll or 500 lf per ctn)

### SAMPLE ORDER:

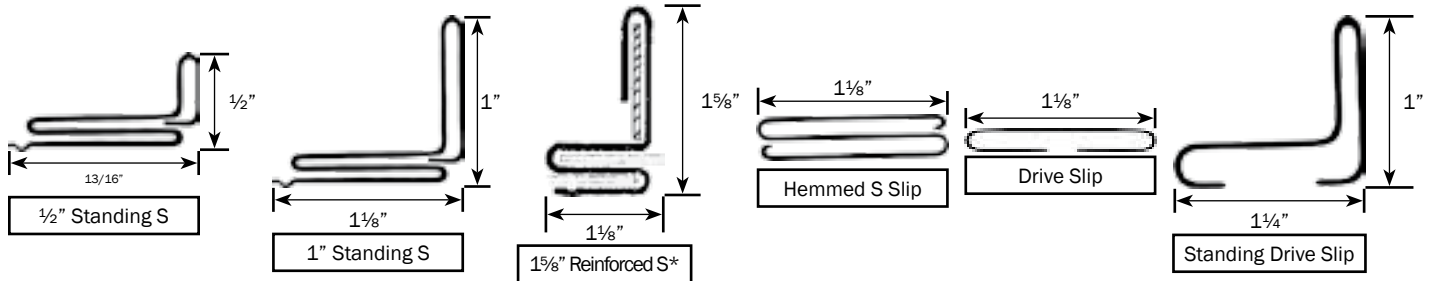
Quantity	Part No.	Description	Total Required	Weight
(1) Bundle	WJ15GA	W.D.C.I. "J"	1500 ft.	1095 lbs.
(2) Box	WJCGA	Carriage Bolt Corners	500 pcs.	150 lbs.
(1) Box	W6CGA	6" Metal Cleat	500 pcs.	50 lbs.
(2) Box	440 3/16 x 5/8	440 Butyl Gasket	1000 lf.	90 lbs.

NOTE: COMPONENT QUANTITIES WILL VARY WITH SIZE OF DUCT.

# SLIP AND DRIVE TYPE CONNECTIONS

## SLIPS & DRIVES

### Part Number and Ordering Information



\* Reinforcing bar not included

### Slip & Drive System Part No. Key

Connector Type	Standing S Height	Alloy		Gauge
<ul style="list-style-type: none"> <li>SS = Standing S</li> <li>HS = Hemmed S</li> <li>DS = Drive Slip</li> <li>SDS = Standing Drive Slip</li> </ul>	<ul style="list-style-type: none"> <li>1 = 1"</li> <li>.5 = 1/2"</li> <li>1.625 = 15/8"</li> </ul>	<ul style="list-style-type: none"> <li>GA = Galvanized</li> <li>GN = Galvannealed</li> <li>AZ = Aluminized</li> <li>AL = Aluminum</li> </ul>	<ul style="list-style-type: none"> <li>S4 = 304 Stainless</li> <li>S6 = 316 Stainless</li> <li>PVC = PVC Coated</li> <li>BI = Black Iron</li> </ul>	<ul style="list-style-type: none"> <li>20 = 20 GA</li> <li>22 = 22 GA</li> <li>24 = 24 GA</li> <li>26 = 26 GA</li> <li>28 = 28 GA</li> </ul>

Note: May not be available in all alloys

### Packaging: 10' Lengths/100' Bundles

Hemmed S Slip, Drive Slip and 1/2" Standing S are also available in 5' lengths  
 Additional lead time and charges will be applied to all cut to length orders.

### Weights Listed In Lbs/Ft

Gauges	1/2" Standing S	1" Standing S	1 5/8" Standing S	Hemmed S	Drive-Slip	Standing Drive Slip	Color Code
20 Ga.	N/A	0.78	0.79*	N/A	N/A	N/A	Yellow
22 Ga.	N/A	0.58	0.68*	N/A	N/A	0.46	Green
24 Ga.	0.41	0.55*	N/A	0.32*	0.19*	0.40	Orange
26 Ga.	0.35*	0.44	N/A	0.25*	0.15*	0.33	Blue
28 Ga.	N/A	N/A	N/A	0.23	0.12	N/A	Red

\* Most popular gauges per connector

Note: N/A designates gauges not available

### Cut to length Slips and Drives 24 and 26 Gauge

(100 Pieces Per Carton)

Hemmed Slip - 6" through 24" in 2" increments  
 (can be manufactured in 1" increments upon request)

Drive Slip - 6" through 26" in 2" increments  
 (can be manufactured in 1" increments upon request)

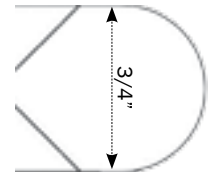
Straight end  
 (Hemmed S)



Straight end with 45° bevel  
 (Drive slip only)



Tabbed end with 45° bevel  
 (Drive slip only)



Exclusive patented features make the difference...



## Corners Available In Both TDC® & TDF®

A new and innovative way of inserting Cornermatic® TDC and TDF corners. These corners save time and improve corner insertion in two different ways:

- With Iowa Precision's new Cornermatic+Plus machine
- In a traditional Cornermatic machine with our conversion kit

**TDC Part Number: CMCGAS**

**TDF Part Number: CMFGAS**

Packaged: 80 Corners/Sleeve (4 Sleeves/Carton)

**Order in multiples of 320 corners**



The new Cornermatic+Plus machine is a next generation corner solution from Iowa Precision which allows for speedy corner loading and insertion on a variety of styles of duct. With this table height work station, the corners are fed from below the work surface, eliminating the chance for interference between the duct and corner hopper. Ductwork with acute and obtuse angles, as well as ductwork with offsets and unusual bends can easily work with the new Cornermatic+Plus machine.

### Technical Information

Precision stamped from 16 GA galvanized steel.

Hole for 3/8" carriage bolt

Available in a variety of metals

- GA - Galvanized
- GN - Galvanneal
- AL - Aluminum
- PVC - PVC Coated
- S4 - 304 Stainless Steel
- S6 - 316 Stainless Steel

**Also Available  
For Traditional  
Cornermatic Machines**

Traditional Cornermatic Dual head machines can be easily modified with a conversion kit to accept the Cornermatic+Plus sleeves. Load 80 corners in just seconds, eliminating the need to manually load individual corners into the machine. This saves time, and prevents accidental jamming due to corners being loaded upside down.

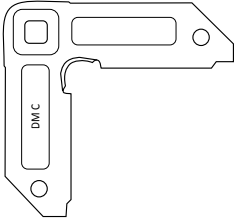
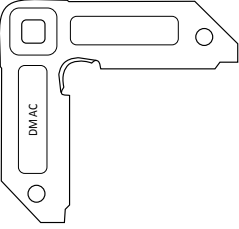
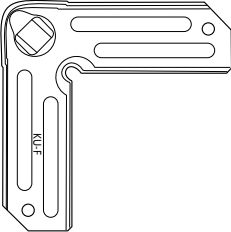
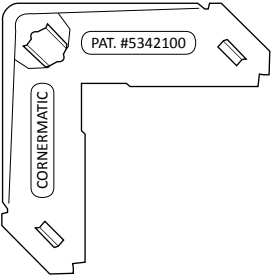
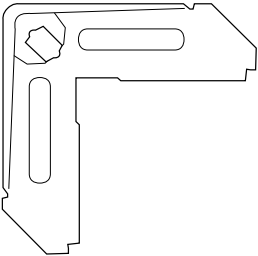
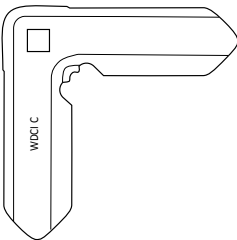
**Speak to your Ductmate representative for information on ordering these retrofit kits.**

Part Number	Description
CONVERSION KT-S	Retrofit for single head Cornermatic machine
CONVERSION KIT	Retrofit for fixed dual head Cornermatic machine
CONVERSION KT-A	Retrofit for adjustable dual head Cornermatic machine

**Coming Soon...  
Universal Corners. Ask A Ductmate Rep For More Details.**







# FORMED-ON FLANGE CONNECTION COMPONENTS

## T.D.C./T.D.F. CORNERS

	<p align="center"><b>T.D.C. CORNER</b> Part Number: CGA</p>	
	<ul style="list-style-type: none"> <li>• 16 Gauge</li> <li>• Manual insertion only</li> <li>• Hole for 3/8" Carriage Bolt</li> <li>• Available in a variety of metals</li> <li>• Packaged: 250/carton @ 42 lbs.</li> </ul>	
	<p align="center"><b>T.D.C. AUTO CORNER</b> Part Number: ACGA</p>	
	<ul style="list-style-type: none"> <li>• 16 Gauge</li> <li>• Manual insertion only</li> <li>• Hole for 3/8" Carriage Bolt</li> <li>• Available in a variety of metals</li> <li>• Packaged: 250/carton @ 45 lbs.</li> </ul>	
	<p align="center"><b>T.D.F. CORNER</b> Part Number: FGA</p>	
	<p align="center"><b>T.D.C. and T.D.F. CORNERMATIC* CORNER</b> <small>* Cornermatic is a trademark of Systemation, Inc. Ductmate is in no way affiliated with Systemation, Inc.</small></p>	
	<p align="center">T.D.C. Part Number: CMCGA</p>	<p align="center">T.D.F. Part Number: CMFGA</p>
	<ul style="list-style-type: none"> <li>• 16 Gauge</li> <li>• Stacked for use with automatic corner inserter machines</li> <li>• Hole for 3/8" Carriage Bolt</li> <li>• Available in a variety of metals</li> <li>• Patent # 5342100</li> <li>• Packaged: 250/carton @ 35 lbs.</li> </ul>	
	<p align="center"><b>T.D.C. &amp; T.D.F. 'DMA'™ CORNER</b> (Unstacked, for manual insertion)</p>	
	<p align="center">T.D.C. Part Number: CMCGAMI</p>	<p align="center">T.D.F. Part Number: CMFGAMI</p>
	<p align="center"><b>W.D.C.I. 'T' CORNERS FOR T.D.C. &amp; T.D.F.</b></p>	
	<p align="center">T.D.C. Part Number: WCCGA</p>	<p align="center">T.D.F. Part Number: WFCGA</p>
	<ul style="list-style-type: none"> <li>• 14 Gauge</li> <li>• Manual insertion only</li> <li>• Hole for 3/8" Carriage Bolt</li> <li>• Available in a variety of metals</li> <li>• Packaged: 250/carton @ WCCGA: 45 lbs. / WFCGA: 48 lbs.</li> </ul>	

# FORMED-ON FLANGE CONNECTION COMPONENTS

## OTHER T.D.C./T.D.F. SYSTEM COMPONENTS

 <p>Use with the Versa-Cleater™ Tool (Page 2)</p>	<p align="center"><b>VERSA CLEAT™</b>          6" Part Number: DV6CGA          10' Part Number: DV10CGA</p> <ul style="list-style-type: none"> <li>• 22 Gauge</li> <li>• Available in Metal Alloys Only</li> <li>• For use on T.D.C. (and some T.D.F.) profiles</li> <li>• 6" cleat packaged 125 L.F. (250 pcs./carton @ 31 lbs.</li> <li>• 10' cleat packaged 100'/bundle @ 23 lbs.</li> </ul>			
 <p>Use with the Snapper Tool</p>	<p align="center"><b>T.D.C. CLEAT</b></p> <table border="1" data-bbox="743 562 1489 751"> <tr> <td data-bbox="743 562 1117 751"> <p align="center"><u>22 gauge Metal</u>            6" Part Number: T6CGA</p> <ul style="list-style-type: none"> <li>• Packaged: 250 L.F. (500 pcs./carton @ 45 lbs</li> <li>• 10' Part Number: T10CGA</li> <li>• Packaged: 100 L.F. (10) pcs./bundle @ 18 lbs</li> </ul> </td> <td data-bbox="1117 562 1489 751"> <p align="center"><u>PVC</u>            6" Part Number: 6"TPVC</p> <ul style="list-style-type: none"> <li>• Packaged: 250 L.F. (500) pcs./carton @ 24 lbs</li> </ul> </td> </tr> </table>		<p align="center"><u>22 gauge Metal</u>            6" Part Number: T6CGA</p> <ul style="list-style-type: none"> <li>• Packaged: 250 L.F. (500 pcs./carton @ 45 lbs</li> <li>• 10' Part Number: T10CGA</li> <li>• Packaged: 100 L.F. (10) pcs./bundle @ 18 lbs</li> </ul>	<p align="center"><u>PVC</u>            6" Part Number: 6"TPVC</p> <ul style="list-style-type: none"> <li>• Packaged: 250 L.F. (500) pcs./carton @ 24 lbs</li> </ul>
<p align="center"><u>22 gauge Metal</u>            6" Part Number: T6CGA</p> <ul style="list-style-type: none"> <li>• Packaged: 250 L.F. (500 pcs./carton @ 45 lbs</li> <li>• 10' Part Number: T10CGA</li> <li>• Packaged: 100 L.F. (10) pcs./bundle @ 18 lbs</li> </ul>	<p align="center"><u>PVC</u>            6" Part Number: 6"TPVC</p> <ul style="list-style-type: none"> <li>• Packaged: 250 L.F. (500) pcs./carton @ 24 lbs</li> </ul>			
 <p>Use with the Snapper Tool</p>	<p align="center"><b>T.D.F. CLEAT</b></p> <table border="1" data-bbox="743 814 1489 1003"> <tr> <td data-bbox="743 814 1117 1003"> <p align="center"><u>22 gauge Metal</u>            6" Part Number: F6CGA</p> <ul style="list-style-type: none"> <li>• Packaged: 250 L.F. (500) pcs./carton @ 50 lbs</li> <li>• 10' Part Number: F10CGA</li> <li>• Packaged: 100 L.F. (10) pcs./bundle @ 23 lbs</li> </ul> </td> <td data-bbox="1117 814 1489 1003"> <p align="center"><u>PVC</u>            6" Part Number: 6"FPVC</p> <ul style="list-style-type: none"> <li>• Packaged: 250 L.F. (500) pcs./carton @ 22 lbs</li> <li>• 10' Part Number: 10'FPVC</li> <li>• Packaged: 100 L.F. (10) pcs./bundle @ 12 lbs</li> </ul> </td> </tr> </table>		<p align="center"><u>22 gauge Metal</u>            6" Part Number: F6CGA</p> <ul style="list-style-type: none"> <li>• Packaged: 250 L.F. (500) pcs./carton @ 50 lbs</li> <li>• 10' Part Number: F10CGA</li> <li>• Packaged: 100 L.F. (10) pcs./bundle @ 23 lbs</li> </ul>	<p align="center"><u>PVC</u>            6" Part Number: 6"FPVC</p> <ul style="list-style-type: none"> <li>• Packaged: 250 L.F. (500) pcs./carton @ 22 lbs</li> <li>• 10' Part Number: 10'FPVC</li> <li>• Packaged: 100 L.F. (10) pcs./bundle @ 12 lbs</li> </ul>
<p align="center"><u>22 gauge Metal</u>            6" Part Number: F6CGA</p> <ul style="list-style-type: none"> <li>• Packaged: 250 L.F. (500) pcs./carton @ 50 lbs</li> <li>• 10' Part Number: F10CGA</li> <li>• Packaged: 100 L.F. (10) pcs./bundle @ 23 lbs</li> </ul>	<p align="center"><u>PVC</u>            6" Part Number: 6"FPVC</p> <ul style="list-style-type: none"> <li>• Packaged: 250 L.F. (500) pcs./carton @ 22 lbs</li> <li>• 10' Part Number: 10'FPVC</li> <li>• Packaged: 100 L.F. (10) pcs./bundle @ 12 lbs</li> </ul>			
	<p align="center"><b>STICKY TAPE GASKET</b>          Part Number: STICKY TAPE</p> <ul style="list-style-type: none"> <li>• Butyl Gasket</li> <li>• 3/16" x 5/8" x 25' rolls</li> <li>• Packaged: 500 LF/carton @ 40 lbs.</li> </ul>			
	<p align="center"><b>T.D.C./T.D.F. CRIMPER TOOL</b>          Part Number: TCT</p> <ul style="list-style-type: none"> <li>• Packaged: (1) @ 3 lbs</li> <li>• Tungsten Welded</li> <li>• Replaceable bronze bushings for longer tool life</li> <li>• Reduces the installation time to insert manual TDC/TDF corners</li> </ul>			
	<p align="center"><b>SNAPPER 1 TOOL</b>          Part Number: SNAPPER1</p> <ul style="list-style-type: none"> <li>• Red Handle</li> <li>• Packaged (1) @ 1 lb.</li> </ul>			

### How To Order T.D.C. & T.D.F. Components Using Part Number Variations:

Available Alloys	
<ul style="list-style-type: none"> <li>• GA = Galvanized</li> <li>• GN = Galvanneal</li> <li>• AZ = Aluminized</li> <li>• AL = Aluminum (except cleat)</li> </ul>	<ul style="list-style-type: none"> <li>• S4 = 304 Stainless</li> <li>• S6 = 316 Stainless</li> <li>• PVC = PVC Coated</li> <li>• BI = Black Iron</li> </ul>

Example: FGN (Galvannealed Steel T.D.F. Corner)

To order any of these products, use part number variations as defined. Use the part number for your given corner or cleat type, and add the part number code that corresponds to your desired alloy (listed in the chart above).



# ROUND DUCT CONNECTOR SYSTEM

**SPIRALMATE CONNECTION  
CONSISTS OF 2 FLANGE RINGS  
AND 1 OUTER CLOSURE BAND**



**SPIRALMATE OUTER CLOSURE RING**

Cold-formed galvanized steel. Outer Closure Ring maintains the duct connection.



**SPIRALMATE FLANGE RING**

Flange is cold-formed galvanized steel with an integral mastic to form an air-tight connection with duct end.



**INNER RING FOR DOUBLE  
WALL APPLICATIONS**

Cold-formed galvanized steel Inner Ring is specially designed for use with Spiralmate on double wall spiral pipe.



**NEOPRENE GASKET TAPE**



#AG2001

**ALIGNMENT GRIPS**

A modified vise grip to help you do a better job and save time.

# SPIRALmate®



**MONEY SAVING VALUE ADDED FEATURES**

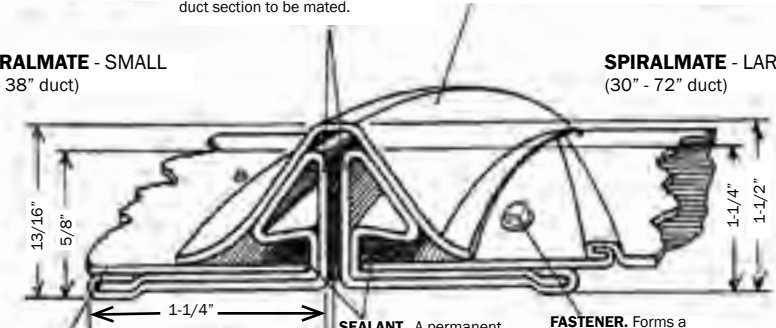
- QUICK & SIMPLE TO INSTALL • SUBSTANTIAL REDUCTION IN LABOR & TIME
- AIR TIGHT • NO ADDITIONAL SEALANTS REQUIRED • CLEAN APPEARANCE
- USED AS AN ARCHITECTURAL FEATURE • CAN BE INSTALLED ON-SITE
- INCREASES STRUCTURAL INTEGRITY OF DUCT • PRICE COMPARES TO ANGLE RINGS OR COUPLERS REQUIRING SEALANT
- FLANGES ADJUST TO MODERATE PIPE DIAMETER VARIATIONS • ONE-BOLT CLOSURE BAND CONNECTION
- WORKS ON DOUBLE-WALL PIPE • EASY ALIGNMENT OF FITTINGS
- FITS SPIRAL SEAM AND MOST RIBBED PIPE

**Duct Sizes From 8" - 72" in 2" Increments Standard  
(1" Increments And Sizes Larger Than 72" Consult Factory)**

**FLANGES.** One ring is attached to the end of each duct section to be mated.  
**CLOSURE RING.** Tightening Closure Ring applies pressure to the Flanges to lock the duct joint into an air-tight, permanent connection.

**SPIRALMATE - SMALL**  
(8" - 38" duct)

**SPIRALMATE - LARGE**  
(30" - 72" duct)



**DUCTWALL**  
**GASKET.** Ductmate Neoprene Gasket is applied to Flange face before joining duct sections.  
**SEALANT.** A permanent non-hardening mastic (DM5511M) is injected into the pocket during manufacturing.  
**FASTENER.** Forms a permanent attachment between duct and leg of Spiralmate Flange

*Exclusive patented features make the difference...*

# ROUND DUCT CONNECTOR SYSTEM SPECIFICATIONS

<p><b>TECHNICAL DATA</b></p> <p>The characteristics of a particular connection or joint are usually referenced to the Sheet Metal and Air Conditioning Contractors National Association (SMACNA) Manuals. SMACNA encourages the use of new technology, but does not endorse proprietary products. The Spiralmate Duct Connector System has been tested by Professional Service Industries, Inc., a division of Pittsburgh Testing Laboratories, with test results as noted. No external sealant was used and the certified test results reveal:</p> <p>Virtually No leakage at up to 18" WG positive pressure or down to 10" WG negative pressure</p> <p>Testing was performed on a single-wall connection. Complete test data is available upon request.</p>	<p><b>LIMITATIONS</b></p> <p>The Spiralmate Small Profile Round Duct Connector is not recommended for applications with spiral duct gauges heavier than 20 GA or lighter than 28 GA. The Spiralmate Large Profile Round Duct Connector is not recommended for applications with spiral duct gauges heavier than 16 GA or lighter than 28 GA. Both Spiralmate Profiles will accept 12 GA longitudinal duct seam. Some duct manufacturers may weld on the seams to keep them from falling apart once the duct is manufactured. These welds may need to be ground down so they can fit the pocket. This will not compromise the duct seam as long as the spiral flanges are attached just after grinding.</p> <p><b>TECHNICAL SERVICES</b></p> <p>Detailed assembly and installation instructions &amp; videos showing step-by-step procedures are available from the manufacturer and are sent to all new customers. Factory-trained personnel are available upon request at no charge to instruct new customers in the use of the Spiralmate System</p>	<p><b>COMPOSITIONS &amp; MATERIALS</b></p> <p>The Spiralmate Round Duct Connector Systems consist of the following components:</p> <ol style="list-style-type: none"> <li>Two mating Round Duct Connector Flanges of roll-formed galvanized steel with an integral sealant. Large Profile 20 ga., Small Profile 22 ga.</li> <li>A Closure Ring of roll-formed galvanized steel. Large Ring 18 ga., Small Ring 20 ga.</li> <li>Mastic: Ductmate DM5511M</li> <li>Gasket: Neoprene and Ductmate 440</li> </ol> <p><b>COMPOSITIONS &amp; MATERIALS FOR SPIRALMATE INNER RING</b></p> <p>The Spiralmate Round Duct Connector Systems consist of the following components:</p> <p>One Inner Ring roll-formed from galvanized steel:</p> <p>10" to 48" - 18 ga. 49" &amp; up - 16 ga.</p>
<p><b>DIMENSIONS</b></p> <p>Refer to Cross Section on previous page.</p>		

## SPIRALMATE ORDERING INFORMATION

(HOW TO ORDER USING PART NUMBER VARIATIONS, EXAMPLE: SM28GA)

CONNECTOR TYPE	CONNECTOR SIZE	ALLOY	GASKETING
<p><b>Example: SM</b> SM = Spiralmate</p>	<p><b>Example: 28</b> 28 = 28" Diameter Small Profile Sizes 8" thru 38" Large Profile Sizes 30" thru 72" All sizes available in even, odd and metric sizes.</p>	<p><b>Example: GA</b> GA = Galvanized GN = Galvannealed AZ = Aluminized S4 = 304 Stainless S6 = 316 Stainless PVC = PVC Coated***</p>	<p>NEOPRENE NEO 5/16x3/4 50' rolls / 750' per case</p> <p>440 Butyl Gasket 440 3/16x5/8 25' rolls/500' per case</p>
<p><b>Inner Ring (if application is double wall) Order Example: 1IR26GA</b> 1 = 1" insulation IR = Inner Ring 26 = Size of inner ring GA = Galvanized</p>	<p><b>Inner Ring Size</b> For 1" insulation the inner ring is 2" smaller than connector. Sizes start at 8"</p> <p>For 2" insulation the inner ring is 4" smaller than connector. Sizes start at 12"</p>		

\*\*\* Lead time on PVC coated is 3½ weeks for the coil to arrive at our plant. Production and shipping still have to be factored in.

**NOTE:** SPIRALMATE CONNECTOR SYSTEM COMES COMPLETE WITH 2 FLANGES AND 1 CLOSURE RING.

ADDITIONAL FLANGE RINGS AND CLOSURE RINGS ALSO SOLD SEPARATELY.

NEOPRENE GASKET IS RECOMMENDED AROUND THE CIRCUMFERENCE OF THE SPIRALMATE FLANGE.

SMALL AMOUNT OF 440 BUTYL GASKET REQUIRED AT BREAK IN FLANGE. SEE GASKETING FOR SPECIFICATIONS.

**GASKET CALCULATION:** DIAMETER + 1-1/2"X3.1415=(LI ÷ 12 PER JOINT) X (NUMBER OF RELATED SIZES)=SIZE TOTAL

TOTAL FOOTAGE DETERMINED BY ADDING ALL SIZES TOTAL.

#NUTRUNL - Special long socket for large profile Spiralmate Closure Ring

#NUTRUNS - Special long socket for small profile Spiralmate Closure Ring

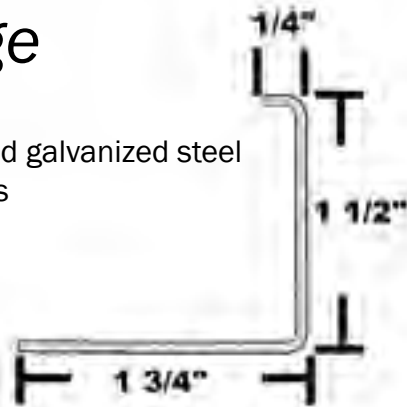
# ECONOflange

## ECONOflange

**8" - 72"**

Cold-formed, hot-dipped galvanized steel with pre-punched holes

- 46" & Under:  
18 Gauge Steel
- 48" & Up:  
16 Gauge Steel



**ECONOflange**



The ECONOflange system was specially designed with a split to accommodate minor deviations of pipe diameter.

**ECONOflange  
Welded**



Now Available without split.

**NEOPRENE Gasket Tape**



- Simple installation process
- Available in sizes 8" - 72"
- Can be installed on-site
- in standard 2" increments

### ORDERING AND PACKING INFORMATION

Example: EFR16GA

INSULATION SIZE*	TYPE	DIAMETER			ALLOY
		Example = 16			
Example = _ • 1 = 1" • 2 = 2" *Only for Inner Ring	Example = EFR • EFR = ECONOflange • EFRW (Econoflange Welded) • IR = Inner Ring (Extension for Double Wall Pipe)	8"	30"	52"	Example = GA • GA = Galvanized • GN = Galvanneal • AZ = Aluminized • S4 = 304 Stainless • S6 = 316 Stainless • PVC = PVC Coated* * • AL = Aluminum
		10"	32"	54"	
		12"	34"	56"	
		14"	36"	58"	
		16"	38"	60"	
		18"	40"	62"	
		20"	42"	64"	
		22"	44"	66"	
		24"	46"	68"	
		26"	48"	70"	
		28"	50"	72"	

\*\* Lead time on PVC coils is 3½ weeks for the coil to arrive at our plant. Production and shipping still have to be factored in.

### GASKETING

PART NO.	DESCRIPTION	PACKAGE QTY./SHIPPING WT.
NEO 5/16X3/4	NEOPRENE	50' rolls/750' per case, @ 15 lbs. / case
440 3/16x5/8	BUTYL	25' rolls/500' per case

*Exclusive patented features make the difference...*

# PROGUARD™

- Heavy-Duty grade for superior performance
- Standard grade for light applications
- High-tack and low-tack adhesive coating
- Leaves no sticky residue on ductwork
- Elongation up to 600%
- Excellent strength with convenient pliability

ProGuard protective film combines the latest in adhesive and plastic technology to effectively and economically protect ductwork from contamination.

ProGuard Heavy-Duty grade uses dual-film polyethylene for high strength while reducing material weight. The result is an extremely puncture-resistant light-weight film, providing greater protection for ductwork and less plastic film into the waste stream. ProGuard Heavy-Duty grade's tacky non-residue adhesive grabs hold of metal edges, reducing overlap waste.



## TECHNICAL INFORMATION

<b>Colors:</b>	Blue and Clear
<b>Adhesion:</b>	Adheres to Galvanized, Stainless Steel, Galvannealed, Aluminum, PVC Coated, Aluminized, and Black Iron.
<b>Type:</b>	Polyethylene
<b>Shelf Life:</b>	For best results use within 1 year of purchase
<b>Elongation:</b>	Heavy Duty Grade: 600% Standard Grade: 325% MD
<b>Break Strength:</b>	Heavy Duty Grade: 13.1 lbs/in (5.9 kg/mm) Standard Grade: 12.6 lbs/in (5.7 kg/mm)
<b>Indoor/Outdoor:</b>	Stands up to the rain, snow, and sun
<b>UV Resistance:</b>	Good
<b>Adhesive:</b>	Acrylic. Does not leave sticky residue on ductwork after removal
<b>VOC Content:</b>	0 g/L

Item #	Grade	Dimension	Packaging
<b>Color - Blue</b>			
PG24B	Standard	24" x 200'	2 rolls/box
PG24B-2Mil	Standard	24" x 200'	2 rolls/box
PG36B	Standard	36" x 200'	1 roll/box
PG36B-2Mil	Standard	36" x 200'	1 roll/box
PG48B	Standard	48" x 200'	1 roll/box
<b>Color - Clear</b>			
PG24	Heavy Duty	24" x 200'	2 rolls/box
PG24K	Heavy Duty	24" x 1000'	1 roll/box
PG24C	Standard	24" x 200'	2 rolls/box
PG36	Heavy Duty	36" x 200'	1 roll/box
PG36K	Heavy Duty	36" x 1000'	1 roll/box
PG36C	Standard	36" x 200'	1 roll/box
PG48	Heavy Duty	48" x 200'	1 roll/box
PG48C	Standard	48" x 200'	1 roll/box

# QUICK-SLEEVE

3" THRU 16" ROUND DUCT CONNECTOR SYSTEM

## VALUE ADDED MONEY SAVING FEATURES:

- AIRTIGHT • NO ADDITIONAL SEALING • TESTED TO OVER 30" W.G. POS & NEG • NO PROTRUSIONS IN AIRSTREAM • FOR ROLLED OR SPIRAL DUCT • REASSEMBLES WITHOUT COMPROMISING SEAL
- DESIGNED & GASKETED FOR FOOD PROCESSING, DUST COLLECTION, EXHAUST, HIGH-TEMP & STANDARD H.V.A.C. SYSTEMS • ELIMINATES LENGTHY SHUT DOWN TO SEAL EXISTING SYSTEMS • SPECIAL ALLOYS AVAILABLE • NEW DOUBLE-BOLT CLOSURE ENSURES BETTER STABILITY THROUGH LARGER DUCT DIAMETERS



**Double-Bolt Connection  
Now Available!**

**Standard Single-Bolt  
Connection**

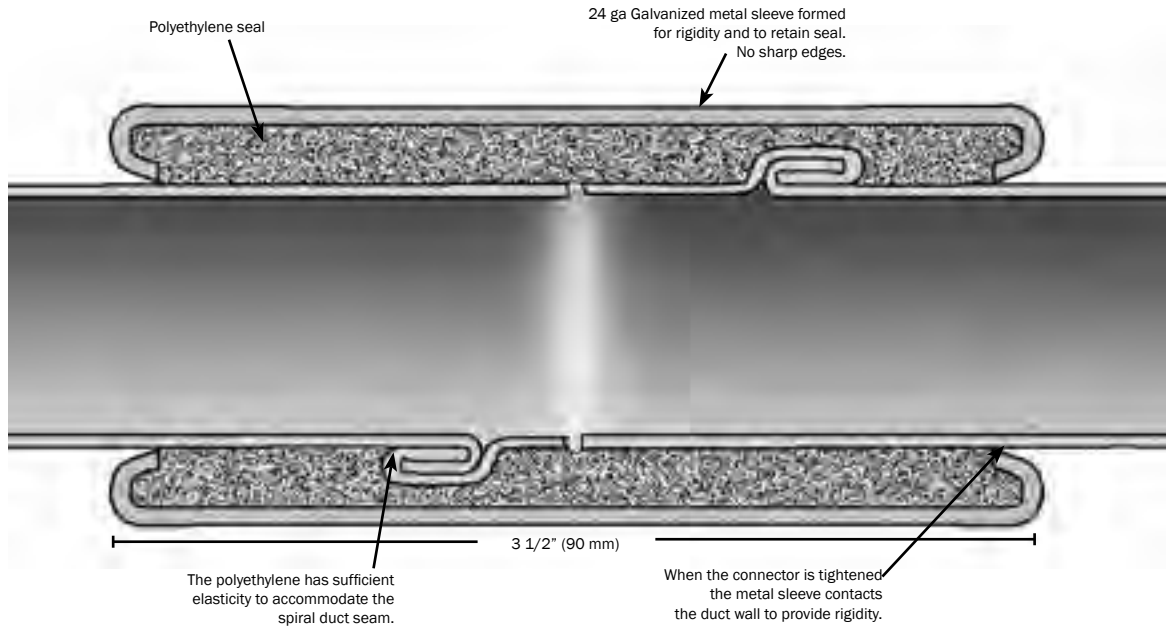


# QUICK-SLEEVE

## 3" THRU 16" ROUND DUCT CONNECTOR SYSTEM

### APPLICATION

For air-conditioning, ventilation and dust collection systems.



### ASSEMBLY

1. Loosen bolt.
2. Insert each duct about halfway into the "Quick-Sleeve."
3. Tighten bolt.

### ORDERING INFORMATION

(HOW TO ORDER USING PART NUMBER VARIATIONS)

EXAMPLE: QS10GA

<b>CONNECTOR</b> Example: QS	<b>GASKETING TYPE</b> Example: **	<b>CONNECTOR SIZE</b> Example: 10		<b>ALLOY TYPE</b> Example: GA
QS = Single-Bolt QUICKSLEEVE	<b>** NO NUMBER REQUIRED FOR STANDARD GASKET (POLYETHYLENE)</b> N = NEOPRENE HT = HIGH-TEMP S = SILICONE	3=3" 4=4" 5=5" 6=6" 7=7" 8=8"	9=9" 10=10" 11=11" 12=12" 13=13" 14=14"	GA = GALVANIZED GN = GALVANNEALED AZ = ALUMINIZED S4 = 304 STAINLESS S6 = 316 STAINLESS
LABQS = Double-Bolt QUICKSLEEVE	FDA = FDA APPROVED *Note EPDM Rubber Gasket is available upon request.	5=5" 6=6" 7=7" 8=8" 9=9" 10=10"	11=11" 12=12" 13=13" 14=14" 15=15" 16=16"	GA = GALVANIZED S4 = 304 STAINLESS S6 = 316 STAINLESS

### WEIGHTS

3" = 0.76 lbs/ea	6" = 1.01 lbs/ea	9" = 1.27 lbs/ea	12" = 1.69 lbs/ea
4" = 0.84 lbs/ea	7" = 1.11 lbs/ea	10" = 1.49 lbs/ea	13" = 1.77 lbs/ea
5" = 0.93 lbs/ea	8" = 1.16 lbs/ea	11" = 1.58 lbs/ea	14" = 1.93 lbs/ea
			16" = x.xx lbs/ea



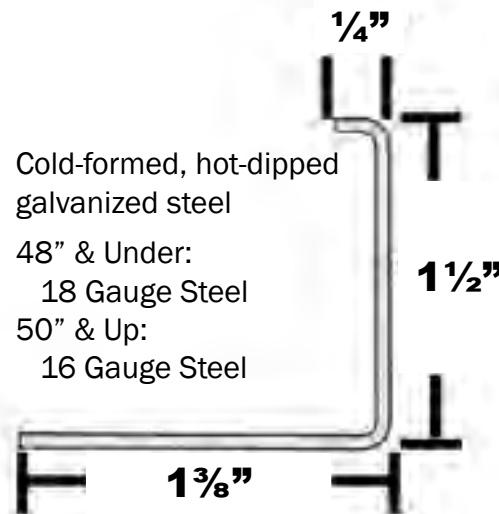
# ECONOflange™ OVAL

Oval Duct Connection System



## Fast Screw Connection

- Simple installation process
- Can be installed on-site
- No special tools required
- Available in sizes 8" - 56" in standard 2" increments
- Available in specialty metals
- Pre-punched holes



# ECONO OVAL SYSTEM SPECIFICATIONS

## ECONOflange™ Oval Oval Duct Connection System

### Basic Use

The ECONOflange Oval connection system was designed as a cost effective oval connection, all while remaining efficient and easy to install.

### Special Characteristics

Flange Construction:  
18 Gauge on sizes 48" & below  
16 Gauge on sizes 50" & Up  
Hot Dipped Galvanized Steel  
Gasket: Ductmate Neoprene  
Pre-punched holes

### Packaging Information

The ECONOflange Oval connection system consists of semicircular end flange sections and straight flange. Straight flange is sold in 20' lengths. The semi-circular end pieces are sold individually with the connector pieces welded onto the ends. (One oval frame consists of two lengths of straight flange and two semi-circular end pieces.

### Installation Instructions

Cut straight flange to length according to the following formula:  
For Duct with 8" through 56"  
Minor Dimension

1. Measure your preformed ductwork and cut the straight flanges for the ECONOflange Oval connection.

EXAMPLE:

Duct Dimension 68" x 20"

Major Dimension	68"
(minus) Minor Dimension	- 20"
(minus) 7¼"	- 7¼"
(equals) Straight Econoflange	-----
Oval Angle Length	40¾"

- Formula is based on exact dimensions. Measure your frame and check fit of completed frame.
  - ECONOflange Oval is not recommended when formula calculates angle length at less than 4".
2. Weld the end sets flat to the straight flanges to form the completed flange.
  3. Begin seating the ECONOflange Oval frame.  
Note: Mark a common reference point on both ends of the duct. ECONOflange Oval frames must be centered properly in relation to the frame on the other side of the duct to eliminate racking and/or twisting.
  4. Seat ECONOflange Oval onto the duct so the flange is perpendicular to the ductwork. Do not hammer the center of the major axis. An inward curve could occur.

5. Begin securing the leg of the ring to the duct section. Hold the flange in position by placing vise grips around the duct. Begin placing self-drilling screws, spot welds, or rivets every 10" on Center.

6. Seal the joint internally with PROseal duct sealant. Brush the sealer into the joint and onto both the face and inside edge of the connector pieces to achieve a 100% seal.

Note: Additional sealing at the connector pieces is required for ductwork over 6" positive pressure.

7. Apply Ductmate Neoprene gasket 5/16" thick by 3/4" wide to the face of one of the ECONOflange Oval. The Neoprene should be positioned parallel to the inside edge of the ECONOflange. The Neoprene gasket ends must be butted up against each other.
8. Align mating frames by matching the ECONOflange Oval frames evenly around the ductwork.
9. Clamp the mating ECONOflange Oval frames compressing the gasket until the mating rings touch.
10. Fasten self-drilling screws 6" on center around the ECONOflange Oval flange face. In order to assure a proper closed joint, the flanges should be clamped tightly together with the two faces touching each other prior to fastening the self drilling screws. Proper care should be taken in setting the clutch adjustment of your screw gun to assure your screws have 100% holding strength.

### Ordering Information

(How to order using part number variations)

Connector Type	Endset Size		Alloy														
<p><i>Example: EFO</i></p> <ul style="list-style-type: none"> <li>• EFO = Econoflange Oval semi-circular end piece</li> <li>• EF = Straight Flange in 20' lengths</li> </ul>	<p><i>Example: 12</i> (1 Endset=4 Radius Flanges)</p> <table> <tr> <td>12=12"</td> <td>26=26"</td> </tr> <tr> <td>14=14"</td> <td>28=28"</td> </tr> <tr> <td>16=16"</td> <td>30=30"</td> </tr> <tr> <td>18=18"</td> <td>32=32"</td> </tr> <tr> <td>20=20"</td> <td>34=34"</td> </tr> <tr> <td>22=22"</td> <td>36=36"</td> </tr> <tr> <td>24=24"</td> <td>*</td> </tr> </table>		12=12"	26=26"	14=14"	28=28"	16=16"	30=30"	18=18"	32=32"	20=20"	34=34"	22=22"	36=36"	24=24"	*	<p><i>Example: GA</i></p> <ul style="list-style-type: none"> <li>• GA=Galvanized</li> <li>• GN=Galvannealed</li> <li>• AZ=Aluminized</li> <li>• PVC=PVC COATED**</li> </ul>
12=12"	26=26"																
14=14"	28=28"																
16=16"	30=30"																
18=18"	32=32"																
20=20"	34=34"																
22=22"	36=36"																
24=24"	*																

\* Larger sizes also available

\*\* Lead time on PVC coils is 3½ weeks for the coil to arrive at our plant. Production and Shipping times still have to be factored in.

**Sample Order: 1-(60"x12") ECONOflange Connection**

QTY	PART NO.	DESCRIPTION	ESTIMATING QTY+	ESTIMATING WTS.+
1/Endset	EFO12GA	4-12" Radius Flanges	1 Endset=4 Semi-circles	(Dia + 1.5")x 0.7x π x 2
20 ft./pc.	EFGA	20' Straight Flanges	(W-H-7.25) ÷ 3 x # equal joints	.84 lbs/ft x Total LF
50 ft./pc.	NEO 5/16 x 3/4	Neoprene Gasket	(Dia+ 1.5")x π+1/2 straight	.87/Roll, 13 lbs/CS

# PROflex™

## FLEXIBLE DUCT CONNECTOR



**TESTED TO  
10" W.G. POSITIVE AND  
10" W.G. NEGATIVE!**

- ISOLATES VIBRATION & NOISE AT SOURCE
- COMMERCIAL & RESIDENTIAL APPLICATIONS
- AIRTIGHT & WATERPROOF
- GALVANIZED, STAINLESS, OR ALUMINUM METAL
- AVAILABLE WITH VINYL SUPER DUTY, NEOPRENE, HYPALON, SILICONE, & TEFLON® FABRICS
- FABRICS ARE AVAILABLE IN VARIOUS WIDTHS WITHOUT METAL ATTACHED.

- SUPER DUTY VINYL AND SILICONE ARE DESIGNED TO MEET NFPA 90A & 90B
- 24 AND 28 GAUGE GALVANIZED STEEL MEETS ASTM-A-653-94-G60
- FABRICS MEET NFPA 701 REQUIREMENTS
- RESISTANT TO FUNGAL & MOLD GROWTH (ASTM G-21)
- ALL PROflex DUCT CONNECTORS ARE GUARANTEED AGAINST DEFECTIVE MATERIAL
- SHIPPED IN STANDARD 100 FOOT ROLLS PER CARTON
- SHIPPING WEIGHTS VARY WITH METAL AND FABRIC SELECTED




### POWER LOCK



### PROTECT LOCK



### SINGLE FOLD



# FLEXIBLE DUCT CONNECTORS SPECIFICATIONS

## FABRIC SPECIFICATIONS

### VINYL SUPER DUTY (dual fabric)

Base Fabric: Polyester/Polyester  
 Color: Black  
 Weight: 20 oz/yd<sup>2</sup> ± 1 oz/yd<sup>2</sup>  
 Tearing Strength: W: 122 lbs/in F: 72 lbs/in  
 Tensile Strength: W: 308 lbs/in F: 262 lbs/in  
 Low Temperature: -49 °F  
 High Temperature: 300 °F

- Strongest all-purpose fabric in the industry with excellent resistance to cuts, tears, and abrasion
- Flame resistant coating
- Resistant to weather and most chemicals
- Mildew resistant per ASTM G-21
- Meets NFPA 701
- Meets NFPA 90A & 90B

### VINYL SUPER DUTY RESIDENTIAL (dual fabric)

Base Fabric: Polyester/Polyester  
 Color: Black  
 Weight: 20 oz/yd<sup>2</sup> ± 1 oz/yd<sup>2</sup>  
 Tearing Strength: W: 122 lbs/in F: 72 lbs/in  
 Tensile Strength: W: 308 lbs/in F: 262 lbs/in  
 Low Temperature: -49 °F  
 High Temperature: 300 °F

- Strongest all-purpose fabric in the industry with excellent resistance to cuts, tears, and abrasion
- Flame resistant coating
- Resistant to weather and most chemicals
- Mildew resistant per ASTM G-21
- Meets NFPA 701
- Meets NFPA 90A & 90B

### NEOPRENE COMMERCIAL

Base Fabric: Glass Cloth  
 Color: Black  
 Weight: 30 ± 2 oz/sq yd  
 Tearing Strength: W: 25 lbs F: 20 lbs  
 Tensile Strength: W: 475 lbs F: 375 lbs  
 Low Temperature: -40 °F  
 High Temperature: 200 °F

- Ideal for fume hoods
- Flame resistant coating
- Resistant to weather, most chemicals, fat, grease, and oil
- Mildew resistant per ASTM G-21
- Meets NFPA 701

### NEOPRENE RESIDENTIAL

Base Fabric: Glass Cloth  
 Color: Black  
 Weight: 30 ± 2 oz/sq yd  
 Tearing Strength: W: 25 lbs F: 20 lbs  
 Tensile Strength: W: 475 lbs F: 375 lbs  
 Low Temperature: -40 °F  
 High Temperature: 200 °F

- Ideal for fume hoods
- Flame resistant coating
- Resistant to weather, most chemicals, fat, grease, and oil
- Mildew resistant per ASTM G-21
- Meets NFPA 701

### HYPALON

Base Fabric: Glass Cloth  
 Color: White  
 Weight: 30 ± 2 oz/sq yd  
 Tearing Strength: W: 25 lbs F: 20 lbs  
 Tensile Strength: W: 475 lbs F: 375 lbs  
 Low Temperature: -4 °F  
 High Temperature: 200 °F

- Ideal for outdoor applications and fume hoods
- Flame resistant coating
- Resistant to weather, most chemicals, fat, grease, and oil
- UV Resistant
- Meets NFPA 701

### SILICONE (silicone rubber coating)

Base Fabric: Fiberglass Fabric  
 Color: Silver  
 Weight: 30 ± 2 oz/sq yd  
 Tearing Strength: W: 90 lbs F: 90 lbs  
 Tensile Strength: W: 372 lbs F: 372 lbs  
 Low Temperature: -70 °F  
 High Temperature: 500 °F

- Highly durable
- Rubbery surface for grip
- Excellent flame resistance
- Non-combustible fabric
- Resistant to weather, most chemicals, water, and oil
- Meets NFPA 701
- Meets NFPA 90A & 90B

### TEFLON

Base Fabric: Glass Cloth  
 Color: Gray  
 Weight: 18 +/- 1 oz/sq yd  
 Tearing Strength: W: 20 lbs F: 20 lbs  
 Tensile Strength: W: 410 lbs F: 355 lbs  
 Low Temperature: -100 °F  
 High Temperature: 600 °F

- Excellent chemical resistance
- Excellent flexibility in extreme temperatures
- Flame resistant coating
- Meets NFPA 701

## PROflex™ ORDERING INFORMATION

### COMMERCIAL

Fabric	Part No.	Gauge metal	Size metal x fabric x metal
Vinyl Super Duty	PFC**VSGA	24	All fabrics available in: 3" x 3" x 3" 4" x 4" x 4" 3" x 6" x 3" Other fabric widths available upon request
Neoprene Comm.	PFC**NGA	24	
Hypalon	PFC**HGA	24	
Silicone	PFC**SGA	24	
Teflon®	PFC**TGA	24	

\*\* = fabric size 3,4,6

### ECONOMY

Fabric	Part No.	Gauge metal	Size metal x fabric x metal
Vinyl Super Duty	PFE04VSGA	28	All fabrics available in:  2-3/4" x 4" x 2-3/4"
Neoprene Res.	PFE04NGA	28	
Hypalon		28	
Silicone		28	

### RESIDENTIAL

Fabric	Part No.	Gauge metal	Size metal x fabric x metal
Vinyl Super Duty	PFRO3VGA	28	All fabrics available in:  1-3/4"x3"x1-3/4"  Vinyl and Neoprene are also available in 150' lengths
Neoprene Res.	PFRO3NGA	28	
Hypalon	PFRO3HGA	28	
Silicone	PFRO3SGA	28	

### SINGLE FOLD

Fabric	Part No.	Gauge metal	Size metal x fabric x metal
Vinyl Super Duty	PFCS**VSGA	24	All fabrics available in: 4 1/2" x 3" x 4 1/2" 3" x 3" x 3" 3" x 6" x 3"
Neoprene Com.	PFCS**NGA	24	
Hypalon	PFCS**HGA	24	
Silicone	PFCS**SGA	24	

GA = GALVANIZED

S4 = 304 STAINLESS STEEL

AL = ALUMINUM

S6 = 316 STAINLESS STEEL


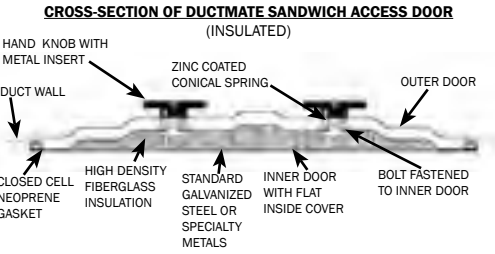

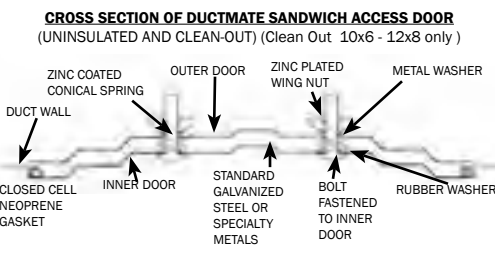

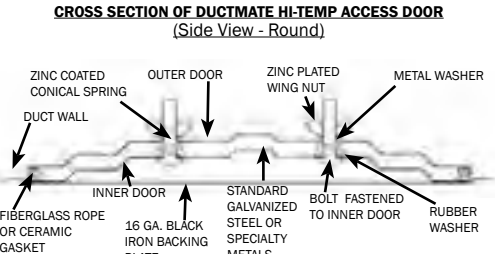

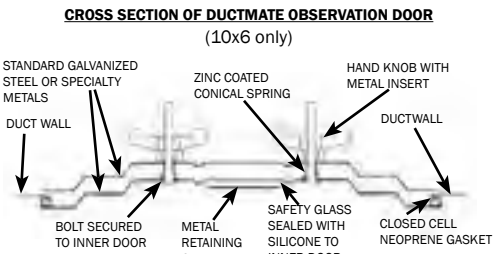

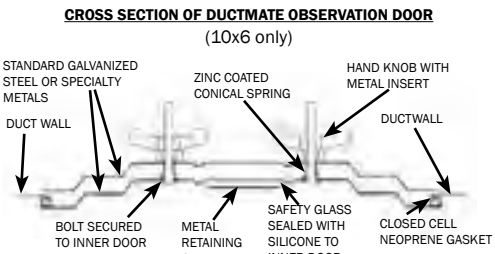
\* \* T3=4 1/2" x 3" x 4 1/2"; 3=3" x 3" x 3"; 6=3" x 6" x 3"

- SHIPPED IN STANDARD 100 FOOT ROLLS PER CARTON.
- RESIDENTIAL VINYL & NEOPRENE ARE ALSO AVAILABLE IN 150' ROLLS
- SHIPPING WEIGHTS VARY WITH METAL AND FABRIC SELECTED.

# DUCTMATE®


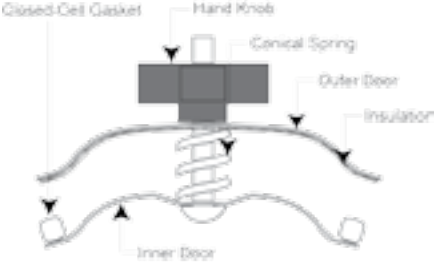

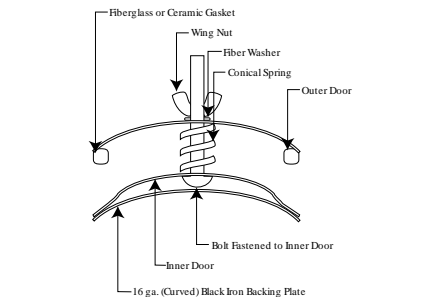

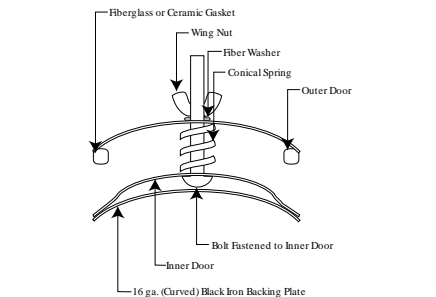
## THE SANDWICH® DOOR

- Advanced pressure vessel design
- Air tight
- No measuring (self-adhesive template provided)
- Record Of Inspection sticker provided
- Effortless opening & closing (no tools required)
- No frames to install or seal
- Shape provides a better access area

<p style="writing-mode: vertical-rl; transform: rotate(180deg);"><b>RECTANGULAR</b></p>		<ul style="list-style-type: none"> <li>• Fully insulated or uninsulated</li> <li>• Smooth interior surface on insulated doors</li> <li>• Tested to 20" w.g. positive and 10" negative. (Please specify when ordering doors for negative pressure applications.)</li> <li>• Insulated doors are recommended for negative pressure applications.</li> </ul>	<p><b>CROSS-SECTION OF DUCTMATE SANDWICH ACCESS DOOR (INSULATED)</b></p> 
<p style="writing-mode: vertical-rl; transform: rotate(180deg);"><b>ROUND</b></p>		<ul style="list-style-type: none"> <li>• Please specify when ordering doors for negative pressure as the gasket is placed on the outer door panel.</li> <li>• Please specify when ordering doors for double wall duct as we provide 6" bolts which will allow the door to be opened wider, making up for the thickness of the liner/duct wall.</li> </ul>	<p><b>CROSS SECTION OF DUCTMATE SANDWICH ACCESS DOOR (UNINSULATED AND CLEAN-OUT) (Clean Out 10x6 - 12x8 only)</b></p> 
<p style="writing-mode: vertical-rl; transform: rotate(180deg);"><b>CIRCULAR CLEAN-OUT</b></p>		<ul style="list-style-type: none"> <li>• No frame to install and seal</li> <li>• Circular opening effective for duct cleaning</li> <li>• Effortless opening &amp; closing</li> <li>• EDGE PRO rubber edge guards are available on request</li> </ul>	<p><b>CROSS SECTION OF DUCTMATE HI-TEMP ACCESS DOOR (Side View - Round)</b></p> 
<p style="writing-mode: vertical-rl; transform: rotate(180deg);"><b>HIGH TEMP</b></p>		<ul style="list-style-type: none"> <li>• For High-Temperature application fiberglass rope (1000° F max) is permanently bonded to the outside panel of the access door to eliminate leakage.</li> <li>• For Grease Duct application, Ceramic Fiber Gasket (2300° F max - meets NFPA 96 standards) is permanently bonded to the outside panel of the access door to eliminate leakage.</li> </ul>	<p><b>CROSS SECTION OF DUCTMATE OBSERVATION DOOR (10x6 only)</b></p> 
<p style="writing-mode: vertical-rl; transform: rotate(180deg);"><b>OBSERVATION</b></p>		<ul style="list-style-type: none"> <li>• 4" X 2-5/8" viewport</li> <li>• Safety glass window</li> <li>• Available in 10" x 6" only</li> </ul>	<p><b>CROSS SECTION OF DUCTMATE OBSERVATION DOOR (10x6 only)</b></p> 

## THE SANDWICH® DOOR

- Stamped from hot-dipped galvanized G-60.
- No measuring (self adhesive template provided).
- No frame to install and seal.
- Effortless opening and closing (no tools required).

<p style="writing-mode: vertical-rl; transform: rotate(180deg);"><b>RECTANGULAR</b></p>		<ul style="list-style-type: none"> <li>• Attached gasket makes door completely airtight.</li> <li>• Insulated with polyester foam permanently bonded to outer door.</li> </ul>	<p><b>CROSS SECTION OF W.D.C.I. ACCESS DOOR</b> (End View - Round)</p> 
<p style="writing-mode: vertical-rl; transform: rotate(180deg);"><b>ROUND</b></p>		<ul style="list-style-type: none"> <li>• Conical springs between inner and outer doors for easier operation.</li> <li>• Hand knobs have threaded brass inserts.</li> </ul>	<p><b>CROSS SECTION OF W.D.C.I. GREASE DUCT ACCESS DOOR</b> (Side View - Round)</p> <p>Round Grease Duct Access Door (Side View)</p> 
<p style="writing-mode: vertical-rl; transform: rotate(180deg);"><b>HIGH TEMP</b></p>		<ul style="list-style-type: none"> <li>• High temperature and grease duct applications.</li> <li>• High temperature fiberglass rope, or ceramic fiber gasket.</li> <li>• Smooth interior surface.</li> </ul>	<p><b>CROSS SECTION OF W.D.C.I. GREASE DUCT ACCESS DOOR</b> (Side View - Round)</p> <p>Round Grease Duct Access Door (Side View)</p> 



## INSTALLATION INSTRUCTIONS

**1**  
PEEL BACK OFF TEMPLATE AND APPLY TO DUCTWORK IN DESIRED LOCATION

**2**  
OPENING CAN BE MADE WITH HAND-HELD PLASMA CUTTER OR BY CONVENTIONAL METHODS

**3**  
INSERT DOOR INTO OPENING AT AN ANGLE AND TIGHTEN KNOBS

**4**  
DO NOT OVERTIGHTEN KNOBS. NEOPRENE GASKET ASSURES AIRTIGHT SEAL

## ORDERING INFORMATION

(Samples: DRI161236GA; WRI161236GA)

DUCTMATE Access Doors						
Door Type	Insulation *	Door Size	Duct Diameter (for round duct only)		High Temp Door Class **	Alloy❖
D = Rect. or Hi-Temp Rect. DR = Round or Hi-Temp Round DC = Clean Out DO = Observation DC = Circular	I = Insulated	<u>Rectangular Doors</u>	6 = 5" - 6"	28 = 25" - 28"	F1 - 1000° F F2 - 2300° F	GA = GALVANIZED GN = GALVANNEALED AZ = ALUMINIZED S4 = 304 STAINLESS S6 = 316 STAINLESS BI = BLACK IRON PVC=PVC Coated* *Uninsulated doors only
	U = Uninsulated	84 = 8" x 4" (oval shaped) 106 = 10" x 6" 128 = 12" x 8" 1814 = 18" x 14" 2418 = 24" x 18" (oval shaped) ***	9 = 7" - 9" 11 = 10" - 11" 14 = 12" - 14" 16 = 15" - 16" 18 = 17" - 18" 20 = 19" - 20" 22 = 21" - 22" 24 = 23" - 24"	32 = 29" - 32" 36 = 33" - 36" 40 = 37" - 40" 44 = 41" - 44" 48 = 45" - 48" 52 = 49" - 52" 56 = 53" - 56" 62 = 57" - 62"		
		<u>Round Doors (Fits Duct Dia.)</u>				
		84 = 8" x 4" 5" - 14" 128 = 12" x 8" 10" - 20" 1612 = 16" x 12" 15" - 36" (Over 36" Consult Factory) 2418 = 24" x 18" 29" - 62" (Over 62" Consult Factory)				

W.D.C.I. Access Doors (all are oval shaped)						
Door Type	Insulation *	Door Size	Duct Diameter (for round duct only)		High Temp Door Class **	Alloy❖
W = Flat WR = Round	I = Insulated	<u>Rectangular Doors</u>	7 = 5" - 7"	32 = 29" - 32"	F1 - 1000° F F2 - 2300° F	GA = GALVANIZED GN = GALVANNEALED AZ = ALUMINIZED S4 = 304 STAINLESS S6 = 316 STAINLESS BI = BLACK IRON
	U = Uninsulated	106 = 10" x 6" 1612 = 16" x 12" 2418 = 24" x 18"	9 = 8" - 9" 12 = 10" - 12" 14 = 13" - 14" 16 = 15" - 16" 20 = 17" - 20" 24 = 21" - 24" 28 = 24" - 28"	36 = 33" - 36" 40 = 37" - 40" 44 = 41" - 44" 48 = 45" - 48" 52 = 49" - 52" 56 = 53" - 56" 60 = 57" - 60"		
		<u>Round Doors (Fits Duct Dia.)</u>				
		84 = 8" x 4" 5" - 14" 106 = 10" x 6" 5" - 28" 128 = 12" x 8" 10" - 20" 1612 = 16" x 12" 15" - 36" (Over 36" Consult Factory) 2418 = 24" x 18" 29" - 62" (Over 36" Consult Factory)				
			(over 60" consult factory)			

\* INSULATION CLASSIFICATION ONLY USED WHEN USING PREFIXES D OR DR

\*\* ONLY USED WHEN ORDERING HIGH TEMPERATURE DOORS

\*\*\* NOTE: THE DUCTMATE 24" X 18" ACCESS DOOR, AND ALL W.D.C.I. DOORS CONSIST OF ONLY TWO LAYERS OF PRECISION STAMPED STEEL. A POLYESTER FOAM PAD INSTALLED BETWEEN THE INNER AND OUTER DOOR PANELS PROVIDES INSULATION.

❖ NOTE: ALL ACCESS DOORS MAY NOT BE AVAILABLE IN ALL ALLOYS

# SQUARE FRAMED ACCESS DOORS

## STANDARD CHARACTERISTICS OF DUCTMATE SQUARE FRAMED ACCESS DOORS

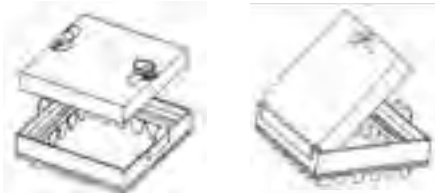
- DOUBLE GASKETED
- INSULATED
- PRECISION DESIGNED AND MANUFACTURED
- AVAILABLE IN SPECIALTY METALS & RECTANGULAR SIZES

### TECHNICAL INFORMATION

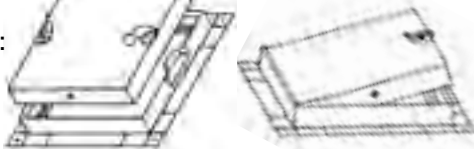
- 1" High density fiber glass insulation board made from inorganic glass fibers bonded with renewable bio-based materials (FHC25/50).
- R Value 4.2.
- Door consists of two, 24 gauge galvanized steel panels, mechanically locked together.
- Meets SMACNA requirements for low pressure doors (3" w.g. positive/2" w.g. negative).
- Closed cell cross-linked polyethylene gasketing, with a service temperature range of -70°F to 175°F, is bonded to the inside of both the Dovetail frame and Press-On frames, and also to the outside of the Dovetail frame only.
- Double-sided adhesive gasket: closed cell cross-linked polyethylene is UL 94HF1 listed with a temperature range -110°F to 158°F and is bonded to the outside of the Press-On frame only for easy installation to metal ductwork.
- Frames measuring 6" x 6" to 12" x 12" are manufactured from 24 gauge galvanized steel. Frames measuring 14" x 14" to 24" x 24" are manufactured from 22 gauge steel.
- Dovetail frames have an improved design for easy installation on Metal Ductwall, 1" Duct Board or 1 1/2" Duct Board.\*
- Hinged Models come with full length piano hinge secured to both the door and frame.
- All cams are manufactured from 16 gauge galvanized steel and secured to the door with a rivet.
- All latches are manufactured from 20 gauge galvanized steel and securely fastened to the frame.

### Doors For Metal Ductwall

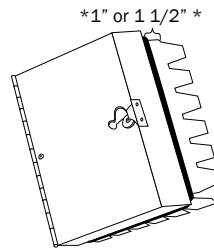
Tabbed:



Press-On:



### Doors for Duct Board



\* Doors can be manufactured with dovetailed flange in extended widths to accommodate 1" or 1 1/2" thick Duct Board.

### ORDERING INFORMATION

EXAMPLE: FD1C10GA

Door Type	Frame Type	Closure	Sizes:**		Alloy
FD = Framed Door	1 = 1" Duct Board 15 = 1 1/2" Duct Board P = Press-On Frame (Insert nothing for a tabbed door for metal ductwall, Example: FDC10GA)	C = Cam Latch H = Hinge	6 = 6" x 6" 8 = 8" x 8" 10 = 10" x 10" 12 = 12" x 12" 14 = 14" x 14"	16 = 16" x 16" 18 = 18" x 18" 20 = 20" x 20" 24 = 24" x 24"	GA = Galvanized GN = Galvanneal AL = Aluminum AZ = Aluminized S4 = 304 Stainless S6 = 316 Stainless

\*\* Note: Sizes Larger Than 14": Hinged: Two Cams Are Attached Opposite The Hinge – Cam Latch: Four Cams Are Attached  
Doors are available up to size 36"x36" for square or rectangular

### PACKAGING INFORMATION

Door Size	6"	8"	10"	12"	14"	16"	18"	20"	24"
No. / Carton	20	20	10	10	10	5	5	5	5
Lbs / Carton	31	45	30	39	50	30	38	45	60

# Double Paned Observation Access Door

16" x 12" Sandwich® Door  
With 8" x 8" view port

## Solid Door With Simple Installation

- Double Pane Safety Glass
- Extra Large 8" x 8" Viewport
- Available Insulated or Uninsulated
- Tested to 10" W.G. positive pressure with minimal leakage noted
- Also Available In Stainless Steel

This door was designed specifically for hospitals, clean rooms, pharmaceuticals, and laboratories to eliminate danger of dust contaminating ductwork while inspecting in-duct smoke detectors, UVC emitters, fire and smoke dampers, and humidifiers.



### Packaging Information

Size	Part No.	Gauge	No. Per Carton	Lbs. Per Carton
16" x 12"	DO*1612GA	22	5	32 lbs.

\* Insert I for insulated or U for uninsulated

# UL RATED GREASE DUCT DOOR

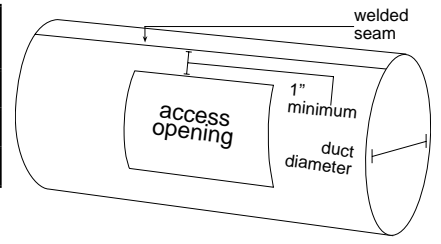


- UL 1978 Listed
- Easy to install Sandwich design with no special tools required
- Minimal penetration into the duct
- Dramatically reduces installation time
- No welding required
- Grease and air tight
- Meets NFPA 96 standards
- Union made in the U.S.A.
- Holes line up easily with adjustable fastening system
- Door is completely removable for easy cleaning
- Can be used with all types of duct wrap insulation systems
- No need for any clips
- No need for any drilling
- Unique collapsible handle design for easy installation

## Ultimate Round Door Packaging Info and Sizing Guidelines

† Insert pipe diameter.  
 \* Insert S4 for Stainless Steel (provided with Stainless Steel hex bolts).  
 \* Insert BI for Black Iron.

Door Part #	Description	Opening Size	Door Size	Minimum Diameter	Package Quantity	Weight
DR106†UL*	Round UL Door 10" x 6"	10" x 6"	12" x 8"	12"	5	39.0 lbs.
DR128†UL*	Round UL Door 12" x 8"	12" x 8"	14" x 10"	12"	5	55.9 lbs.
DR1814†UL*	Round UL Door 18" x 14"	18" x 14"	20" x 16"	14"	2	48.0 lbs.

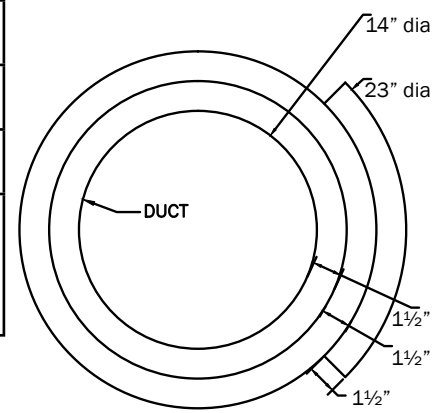


### For Use With Duct Wrap Systems

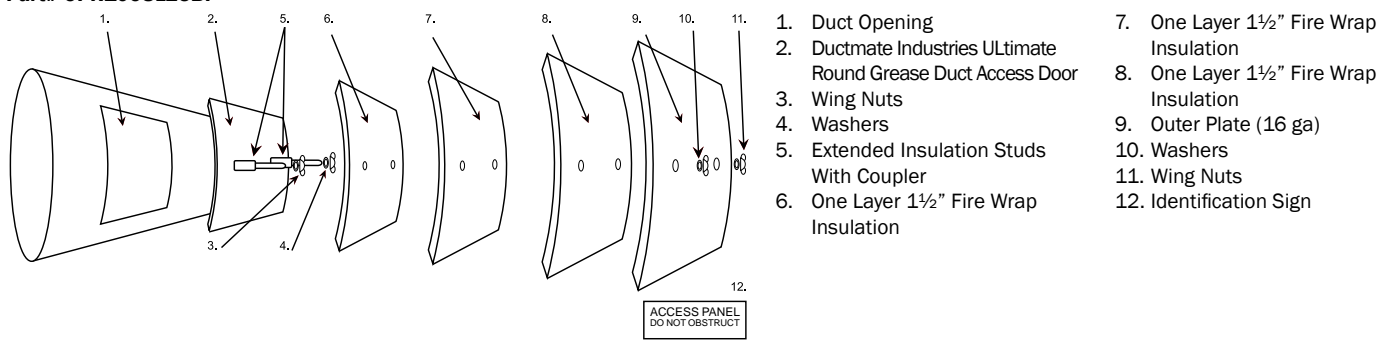
XX Outer Plate Diameter  
 †† Available in BI (Black Iron) or S4 (Stainless Steel Type 304) Outer plates will be offered to cover the 3 current round doors being offered.

Outer Template Part #	Description	Outer Plate	Package Quantity	Weight
OPR106ULXX†† (Sold Separately)	Outer Plate for 10" x 6" Door	16" x 12"	1	Consult Factory
OPR128ULXX†† (Sold Separately)	Outer Plate for 12" x 8" Door	18" x 14"	1	Consult Factory
OPR1814ULXX†† (Sold Separately)	Outer Plate for 18" x 14" Door	24" x 20"	1	Consult Factory
ULRINSULKIT (Sold Separately)	Insulation Kit: Two(2) 6" extension studs, 2 washers, 2 coupler nuts, 2 wing nuts, "Do Not Obstruct" sticker, and Installation Instructions.		1	1.0 lbs.

The door frame extends 1" around the opening; therefore, a minimum of 1" clearance is required on either side of the welded seam. Cutting the opening too close to the welded seam may lead to leakage.



Note: To determine the diameter of the outer plate: Insulation thickness x number of layers x 2 + duct diameter  
 Example: Diameter of the duct is 14" using 3 layers of 1 1/2" insulation. (1 1/2" x 3) x 2 + 14" = 23" Outer Plate.  
 Part# OPR106UL23BI



ACCESS PANEL  
DO NOT OBSTRUCT

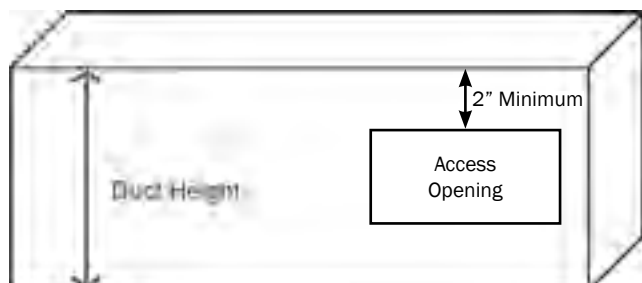
# UL RATED GREASE DUCT DOOR



- UL 1978 Listed
- Easy to install sandwich design with no special tools required
- Minimal penetration into the duct
- Dramatically reduces installation time
- No welding required
- Grease and air tight
- Meets NFPA 96 Standards
- Union made in the U.S.A.
- Available in a variety of sizes
- Door is completely removable for easy cleaning
- Can be used with all types of duct wrap insulation systems
- No need for any clips
- No need for any drilling
- Unique collapsible handle design for easy installation

\* Insert S4 for Stainless Steel (provided with Stainless Steel hex bolts).  
 For D1212UL/D1212ULWS Stainless Steel is a special order and may take additional time.  
 \* Insert BI for Black Iron.

Part #	Description	Opening Size	Door Size	Minimum Duct Height	Packaging Quantity	Weight
D66UL*	UL Door Only	6" x 6"	8" x 8"	13"	5	25.3 lbs.
D66ULWS*	UL Door with Insulation Kit and 12" x 12" Outer Plate	6" x 6"	8" x 8"	13"	5	45.0 lbs.
D106UL*	UL Door Only	10" x 6"	12" x 8"	14"	5	39.0 lbs.
D106ULWS*	UL Door with Insulation Kit and 16" x 12" Outer Plate	10" x 6"	12" x 8"	14"	5	63.0 lbs.
D1010UL	UL Door Only	10" x 10"	12" x 12"	19"	5	57.0 lbs.
D1010ULWS*	UL Door with Insulation Kit and 16" x 16" Outer Plate	10" x 10"	12" x 12"	19"	5	70.0 lbs.
D128UL*	UL Door Only	12" x 8"	14" x 10"	17"	5	55.9 lbs.
D128ULWS*	UL Door with Insulation Kit and 18" x 14" Outer Plate	12" x 8"	14" x 10"	17"	4	70.0 lbs.
D1212UL*	UL Door Only	12" x 12"	14" x 14"	22"	2	24.01 lbs.
D1212ULWS*	UL Door with Insulation Kit and 18" x 18" Outer Plate	12" x 12"	14" x 14"	22"	2	43.56 lbs.
D1814UL*	UL Door Only	18" x 14"	20" x 16"	26"	2	48.0 lbs.
D1814ULWS*	UL Door with Insulation Kit and 24" x 20" Outer Plate	18" x 14"	20" x 16"	26"	2	68.0 lbs.
D2020UL*	UL Door Only	20" x 20"	22" x 22"	35"	1	36.0 lbs.
D2020ULWS*	UL Door with Insulation Kit and 26" x 26" Outer Plate	20" x 20"	22" x 22"	35"	1	49.0 lbs.
D2418UL*	UL Door Only	24" x 18"	26" x 20"	32"	1	39.6 lbs.
D2418ULWS*	UL Door with Insulation Kit and 30" x 24" Outer Plate	24" x 18"	26" x 20"	32"	1	50.63 lbs.
ULINSULKIT	Kit 1: Four 8" extension studs, washers, fasteners, "Do Not Obstruct" stickers, and installation instructions				5	1.12 lbs.
OP_UL* INSERT SIZE	Kit 2: UL Door Outer Plate				1	Consult Factory




In order to use the minimum duct height, the door must be installed with its longest dimension running horizontally along the length of the duct. If the minimum duct height is used, the top of the opening must be 2" from the top of the duct. For every inch over the minimum duct height, the opening can be lowered 1" from the top of the duct.

# UL RATED GREASE DUCT DOOR



Listed  
88VF  
Fittings for Hood and  
Duct Penetration  
Grease Duct Access Door



- UL 1978 Listed
- Available with optional hinge
- No special tools to remove
- Minimal penetration into the duct
- Dramatically reduces installation time
- Grease and air tight
- Meets NFPA 96 Standards

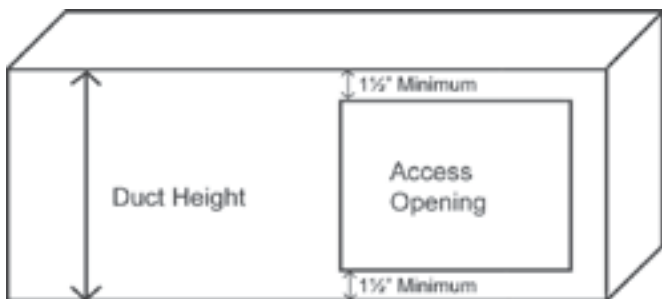
- Union made in the U.S.A.
- Available in a variety of sizes
- Can be used with all types of duct wrap insulation systems
- No need for any clips
- No need for any drilling
- Unique collapsible handle design for easy installation
- Top plate is completely removable for easy cleaning

\* Insert S4 for Stainless Steel (provided with Stainless Steel hex bolts).

\* Insert BI for Black Iron.

Items in **Bold** refer to hinged doors.

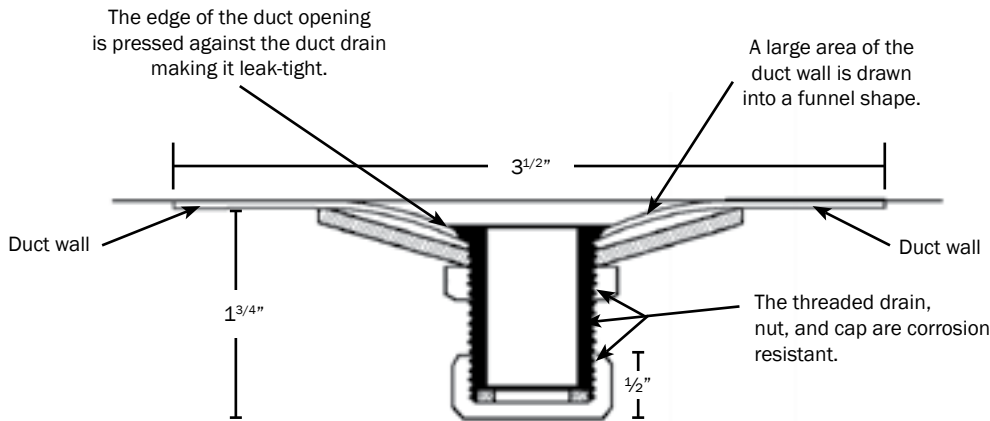

Part #	Description	Opening Size	Door Size	Minimum Duct Height	Packaging Quantity	Weight
DW66UL* <b>DWH66UL*</b>	UL Door Only	6" x 6"	8" x 8"	9"	5	20.0 lbs. <b>23.0 lbs.</b>
DW66ULWS* <b>DWH66ULWS*</b>	UL Door with Insulation Kit and 12" x 12" Outer Plate	6" x 6"	8" x 8"	9"	5	26.7 lbs. <b>42.5 lbs.</b>
DW106UL* <b>DWH106UL*</b>	UL Door Only	10" x 6"	12" x 8"	9"	5	38.1 lbs. <b>32.5 lbs.</b>
DW106ULWS* <b>DWH106ULWS*</b>	UL Door with Insulation Kit and 16" x 12" Outer Plate	10" x 6"	12" x 8"	9"	5	34.95 lbs. <b>56.5 lbs.</b>
DW1010UL* <b>DWH1010UL*</b>	UL Door Only	10" x 10"	12" x 12"	13"	5	40.0 lbs. <b>40.9 lbs.</b>
DW1010ULWS* <b>DWH1010ULWS*</b>	UL Door with Insulation Kit and 16" x 16" Outer Plate	10" x 10"	12" x 12"	13"	4	53.0 lbs. <b>55.0 lbs.</b>
DW128UL* <b>DWH128UL*</b>	UL Door Only	12" x 8"	14" x 10"	11"	5	46.22 lbs. <b>41.3 lbs.</b>
DW128ULWS* <b>DWH128ULWS*</b>	UL Door with Insulation Kit and 18" x 14" Outer Plate	12" x 8"	14" x 10"	11"	4	53.0 lbs. <b>53.7 lbs.</b>
DW1814UL* <b>DWH1814UL*</b>	UL Door Only	18" x 14"	20" x 16"	17"	2	32.6 lbs. <b>34.0 lbs.</b>
DW1814ULWS* <b>DWH1814ULWS*</b>	UL Door with Insulation Kit and 24" x 20" Outer Plate	18" x 14"	20" x 16"	17"	2	53.0 lbs. <b>52.0 lbs.</b>
DW2020UL* <b>DWH2020UL*</b>	UL Door Only	20" x 20"	22" x 22"	23"	1	34.95 lbs. <b>36.9 lbs.</b>
DW2020ULWS* <b>DWH2020ULWS*</b>	UL Door with Insulation Kit and 26" x 26" Outer Plate	20" x 20"	22" x 22"	23"	1	34.95 lbs. <b>37.0 lbs.</b>
DW2418UL* <b>DWH2418UL*</b>	UL Door Only	24" x 18"	26" x 20"	21"	1	23.5 lbs. <b>24.3 lbs.</b>
DW2418ULWS* <b>DWH2418ULWS*</b>	UL Door with Insulation Kit and 30" x 24" Outer Plate	24" x 18"	26" x 20"	21"	1	36.0 lbs. <b>36.8 lbs.</b>
ULINSULKIT	Kit 1: Four 8" extension studs, washers, fasteners, "Do Not Obstruct" stickers, and installation instructions				5	1.12 lbs.
OP_UL* INSERT SIZE	Kit 2: UL Door Outer Plate				1	Consult Factory



Unlike the ULtimate sandwich style door, the ULtimate II weld on door requires minimal additional clearance. The duct only needs to be large enough to accommodate the frame and satisfy the NFPA 96 Standard. Although the frame only extends 1" past each side of the opening, the NFPA 96 standard requires a minimum of 1.5" clearance between the opening and all seams or edges. Therefore, a minimum of 1.5" clearance is recommended on each side of the opening. In order to use the minimum duct height, the door must be installed with its longest dimension running horizontally along the length of the duct.



# MOISTURE DRAINS



- A fast, economical method of installing a leakproof drain in duct work and drain pans.
- The funnel is made of 12 gauge galvanized steel and won't deform
- Can be used on ductwork as light as 26 gauge, and no heavier than 20 gauge. Heavier duct gauges can't be pulled into a funnel shape.

## INSTALLATION

1. Drill a 1 1/16" hole in duct
2. Insert threaded drain through drilled hole from inside of the duct
3. On the outside of the duct, insert the funnel on the threaded drain
4. Screw the nut on the threaded drain until the duct wall is drawn into a funnel shape.
5. Use drain cap when needed.

## DIMENSIONS

MOISTURE DRAIN	DIAMETER OF MPT PIPE	DIA. OF HOLE IN DUCTWALL	DIAMETER OF FUNNEL	TOTAL HEIGHT WITHOUT CAP
3/4"	3/4"	1-1/16" (27 MM)	3-1/2" (86 MM)	1-1/2" (40 MM)

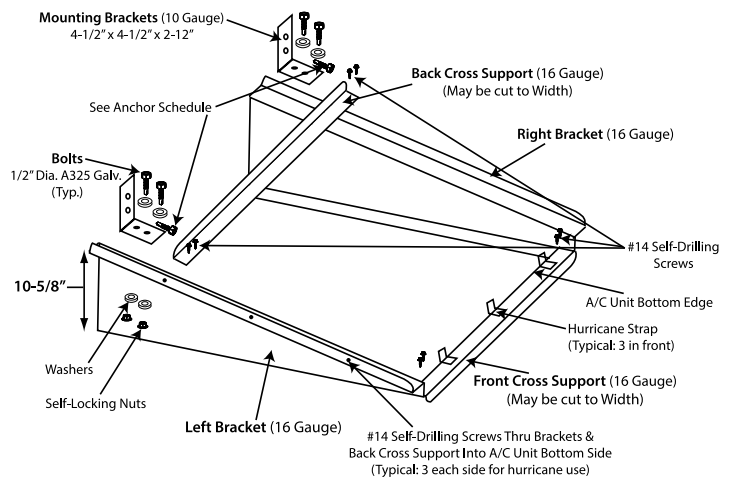
## SHIPPING INFORMATION

PART NO.	MOISTURE DRAIN	PACKING UNIT	UNIT WEIGHT
MD75GA	DRAIN FITTINGS 3/4"	(10) PIECES	5.5 LBS (2.89 KG)
MDC75GA	DRAIN CAP 3/4"	(10) PIECES	0.85 LBS (.4 KG)

# HURRICANE AIR BRACE™



## Direct Mount Hanging Bracket For Condenser Units, Heat Pumps, and Other Equipment.



**Note: The enclosed strapping is not needed for installation not requiring hurricane restraints.**

## Compare the Air Brace to Conventional Methods

- Rugged structural grade steel construction
- Tested for use in hurricane regions
- Meets the most stringent building codes!
- Available in stainless steel type 304, stainless hardware sold separately
- Engineered product to determine allowable weight loads
- No leveling of ground or waiting for final grade
- No need for shovels, gravel, or block
- Provided individually packaged in a sturdy box
- Reduced chance for air blockage
- No cracking, chipping, or decaying
- Bracket supports are a true 90° angle
- Right and left brackets are rounded as an added safety factor
- 10 Gauge mounting brackets are precision punched for accurate spacing every time
- Includes 6 hurricane straps (1" x 6" x 16 ga. galvanized G90)
- Lightweight—transports easily
- Assembles and mounts in minutes
- Perfect for low-lying and flood-prone areas

### Technical information

Wall Material	Allowable Weight
Concrete Block/Brick	375
Concrete	425
Steel Stud	375
Wood Stud	375

### Ordering information

Part #	Description	Packaging	Shipping
AIRBRACE	36" x 30"* Condenser Unit Support	1 per box	16.4 lbs. each
AIRBRACE45S	45" x 36"* Condenser Unit Support	1 per box	23 lbs. each
AIRBRACE55S	55" x 48"* Condenser Unit Support	1 per box	30.85 lbs. each


\* All widths adjustable down to 20"

**Mounting fasteners not included: Because of the diversity of wall materials, (brick, wood, concrete, etc.) the mounting is the responsibility of the installer.**

**Note: If using only one hole in the mounting brackets, use the bottom hole.**

# STEEL CABLE HANGING/REINFORCEMENT SYSTEM

# Clutcher®



- U.S. Patent No. 7,222,824
- Can be used on a variety of mechanical systems
- Cable & Clutcher sold separately
- Eliminates the need to stock pre-cut cable
- Tapered bore design for fast and easy installation
- Easily adjust hanging height by hand
- Extremely Strong
- Offers a 5 to 1 safety factor
- Available in variety of sizes for different weights
- Items can be hung at angles up to 60° from vertical
- Lightweight design reduces the risk of on-site accidents
- Aesthetically pleasing
- Seismic tested and conforms to ICC Code guidelines EG284
- Available in galvanized steel only
- Full product specification sheets are available online: [www.ductmate.com](http://www.ductmate.com)
- Full product information and installation instructions are available online: [www.ductmate.com](http://www.ductmate.com)

## PACKAGING INFO

Size	Box Quantity	Bag Quantity	Bag/Boxes
CL10	500	10	50
CL20	400	10	40
CL30	120	4	30

## LOAD RATINGS

Clutcher Part #	Load Rating	Recommended Ductmate Steel Cable *
CL10	125 lbs.	WR10
CL20	250 lbs.	WR20
CL30	650 lbs.	WR30

**\* Must be used in conjunction with Ductmate Steel Cable**

## DECLUTCHER




CLTOOL1020


# STEEL CABLE

Ductmate steel cable is designed for the suspension of HVAC and other mechanical systems. This product has been designed to be used in conjunction with Ductmate's Cablemate Systems.

- Aircraft quality zinc coated steel cable
- Superior strength
- Supplied in coils to reduce waste
- Coils were designed for strength and ease of use
- Available in a variety of sizes and lengths



7x19



7x7

## TECHNICAL and PACKAGING INFORMATION

### 7x7

Part #	Description	Length
WR10500	#10 Steel Cable	500'/Spool
WR101000	#10 Steel Cable	1000'/Spool
WR20500	#20 Steel Cable	500'/Spool
WR201000	#20 Steel Cable	1000'/Spool

### 7x19

Part #	Description	Length
WR30500	#30 Steel Cable	500'/Spool
WR301000	#30 Steel Cable	1000'/Spool

Steel Cable  
CUTTER



HFWRCDM

### Also available:

Part #	Description
HFCCS	Corner Cleat Saddle for rectangular duct edges
HFWRCDM	Steel Cable Cutter for WR10 & WR20 Steel Cable
CLTOOL1020	Declutcher for CL10 & CL20

# DUCTMATE TRAPEZE DUCT HANGER

SPECIAL CONTRACTOR PRICING & BUNDLING

## DESCRIPTION

Pre-punched channel section for supporting rectangular or oval ductwork.

## SPECIAL CHARACTERISTICS

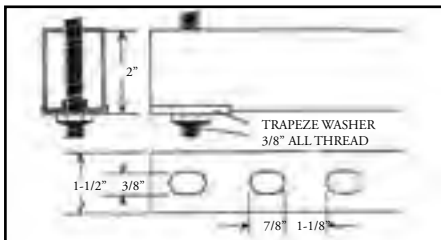
- 18 gauge galvanized, 20' lengths 2" high x 1-1/2" wide. Oval holes punched 2" on center.
- Easy to cut, light in weight, low in theft
- Neat professional appearance
- Eliminates the hard to cut and punched angle iron, and painting of same, when applicable. Nothing is done in the shop, ship directly to jobsite for immediate use.
- Highly competitive in pricing to 2"x2"x1/4", 2-1/2"x2-1/2"x1/8", 2"x2"x3/16" black angle iron, galvanized iron, or unistrut when all is considered.
- Versatile enough to standardize, thus possibly replacing several other types of hangers, reducing inventory cost.



## INSTALLATION INSTRUCTIONS

1. Cut trapeze duct hanger to size.
2. Slide all thread through pre-punched oval holes. Slide on washer (included with each bundle), tighten nut.
3. Space hanger rods according to load chart below:

TRAPEZE LOAD CHART		
L	d=2 inches P (lbs)	*d-6 inches P (lbs)
18"	1100	850
24"	1100	850
30"	1100	840
36"	1100	830
42"	1100	810
48"	1100	780
54"	1100	735
60"	1100	680
66"	1100	600
72"	1100	520
78"	680	400
84"	190	275
96"	---	---
108"	---	---



## ISOLATION PAD



Heavy neoprene pads can be inserted into the hanger profile if sound insulation is required.

Beam clamp fastens hanger profile to structural members up to 1 1/2" thick.

## BEAM CLAMP ASSEMBLY



L = Distance between hanger rods.  
 d = Distance between hanger rods and duct wall. Above tables assume duct is centered between hangers.  
 P = Total weight of duct including reinforcements, connections, insulation, etc. NOTE: For d greater than 2 inches, the 6 inch table MUST be used.  
 See page 5.14 fig. 5-6 of the 2005 SMACNA HVAC Duct Construction Standards - metal and flexible for calculation method.  
 \* This table is similar to table in SMACNA in that it assumes a 6" space between duct and hanger rod.

## PACKAGING INFORMATION

Part No.	Product	Packing Unit	Weight
TRAP03GA	Trapeze Hanger	300' bundle w/75 washers	360 lbs/bdl
TRAP05GA	Trapeze Hanger	500' bundle w/125 washers	600 lbs/bdl
DM2735AS	Isolation Pad	100 Pieces	12 lbs/carton
TBCLAMP1	Beam Clamp only	Each	.275 lbs
TBCLAMP	Beam Clamp Assembly*	100 Pieces	48 lbs/carton

\* Beam Clamp Assembly consists of: beam clamp, trap washer, 3/8 x 6" bolt, 2 flat washers, and nut.


















# HANGERmate™

## Threaded Rod Anchoring System

- For Use In Steel, Concrete or Wood Construction
- Allows For Fast And Easy Anchoring Of Threaded Rod
- Increased Labor Savings
- Unbelievable Strength
- Self-Drilling
- Available For Both Horizontal And Vertical Applications

**The  
Easiest-To-Install,  
Most Versatile System  
Available!**

### INSTALLATION COMPONENTS

<p><b>HMB38W</b> Wood </p>  <p>For side attachment in wood. Tapped to accept 3/8 - 16 thread. Qty: 50/box</p>	<p><b>HM38SN</b> STEEL  </p>  <p>For attachment to bottom of purlin .060 - .250. Tapped to accept 3/8 - 16 thread. Supplied with hex nuts. Qty: 50/box</p>	<p><b>HM38S</b> STEEL </p>  <p>For attachment to bottom of purlin .060 - .250. Tapped to accept 3/8 - 16 thread. Qty: 50/box</p>	<p><b>HM38W</b>  Wood only </p>  <p>For attachment to bottom of wood joists. Tapped to accept 3/8 - 16 thread. Qty: 50/box</p>
<p><b>HMB38SN</b>  STEEL</p>  <p>For side attachment to steel .060 - .250. Tapped to accept 3/8 - 16 thread. Supplied with hex nuts. Qty: 50/box</p>	<p><b>HMB38S</b> STEEL</p>  <p>For side attachment to steel .060 - .250. Tapped to accept 3/8 - 16 thread. Qty: 50/box</p>	<p><b>HM38M</b>  CONCRETE/ MASONRY</p>  <p>For attachment to concrete/masonry. Tapped to accept 3/8 - 16 thread. Qty: 50/box</p>	
<p><b>HMDSM</b></p>  <p>Recessed Drive Sleeve (Use for concrete/masonry applications) Qty: 1/ea.</p>		<p><b>HMDS</b></p>  <p>Recessed Drive Socket (Use for vertical and horizontal mount metal and wood applications) Qty: 1/ea.</p>	

## Performance Values for HangerMate Threaded Rod Anchors

(All values in pounds)

### STEEL APPLICATIONS

#### End-Drilled Anchors

PART NO.	ROD SZ.	ANCHOR SHANK	SHANK LGTH	NUT INCL.?	DRILL PT.	16 Ga.	14 Ga.	12 Ga.	1/8"	3/16"	1/4"
HM38S	3/8-16	1/4-20	1"	N	#3	786	1139	1738	2376	4694	5994
HM38SN	3/8-16	1/4-20	1"	Y	#3	3435	4024	4279	4692	5812	5909

#### Cross-Drilled Anchors

PART NO.	ROD SZ.	ANCHOR SHANK	SHANK LGTH	NUT INCL.?	DRILL PT.	16 Ga.	14 Ga.	12 Ga.	1/8"	3/16"	1/4"
HMB38S	3/8-16	1/4-20	1"	N	#3	1739	1944	2420	2570	2809	2809
HMB38SN	3/8-16	1/4-20	1"	Y	#3	2756	2753	2809	2809	2809	2809

### WOOD APPLICATIONS

#### End-Drilled Anchors

PART NO.	ROD SIZE	ANCHOR SHANK	SHANK LENGTH	DOUGLAS FIR	SOUTHERN PINE	HEMFIR
HM38W	3/8-16	5/16-14	2 1/4"	2487	2162	1768

#### Cross-Drilled Anchors

PART NO.	ROD SIZE	ANCHOR SHANK	SHANK LENGTH	DOUGLAS FIR	SOUTHERN PINE	HEMFIR
HMB38W	3/8-16	5/16-14	2 1/4"	1801	1460	1451

### CONCRETE APPLICATIONS

#### End-Drilled Anchors

PART NO.	ROD SIZE	ANCHOR SHANK	SHANK LENGTH	3650 PSI CONCRETE
HM38M	3/8-16	5/16-14	2 1/4"	2188

### ORDERING & PACKAGING INFORMATION

PART NO.	DESCRIPTION	QTY.	WEIGHT
HM38S	3/8-16 Rod Steel Self-Driller	50/ctn	3.00 lbs.
HM38SN	3/8-16 Rod Steel w/nut Self-Driller	50/ctn	3.50 lbs.
HMB38S	3/8-16 Rod Steel up to 1/4" thick	50/ctn	4.50 lbs.
HMB38SN	3/8-16 Rod Steel w/Nut up to 1/4" thick	50/ctn	5.00 lbs.
HM38W	3/8-16 Rod Wood	50/ctn	3.10 lbs.
HMB38W	3/8-16 Rod Wood	50/ctn	4.75 lbs.
HM38M	3/8-16 Rod Concrete/Masonry	50/ctn	3.00 lbs.
HMDS	Drive Socket For Verticle-Mounted Applications	1 ea	0.25 lb.
HMDSM	Drive Sleeve For Masonry Applications	1 ea	1.00 lb.

• The indicated loads are average ultimate values achieved under laboratory conditions and appropriate safety factors should be applied for design purposes.

• NFPA (National Fire Protection Assoc.) minimum fastening requirements are 5 times the weight of a 15 ft. section of water filled pipe plus 250 lbs. This is 1475 lbs. for 4" pipe.

• All test values were obtained using 3/8-16 rod. The strength of 1/4-20 rod may be less than the pullout values of the anchors.

• Loads were determined by testing products in the orientation for which they were designed to be used. End drilled parts were pulled in line with the anchor's axis. Cross drilled parts were tested with the force perpendicular to the axis.

### ISOLATION HANGER

The sturdy tension bracket has a much greater load-bearing capacity than the corresponding threaded rods.

The rubber padding which prevents vibrations from being transmitted is 1-3/4" (45 mm) x 2" (50 mm) and 2-3/16" (55 mm) thick.

RUBBER PREVENTS VIBRATION NOISE TRANSMISSION FROM AIR DUCTS AND OTHER VENTILATION DEVICES TO PARTS OF THE BUILDING.

- For 3/8" Threaded Rod
- Overall Length 5-7/8" (150mm)
- Max. Width 1-13/16"x1-13/16" (45x45mm)
- Load-Bearing Capacity: 1100 lbs (500 kg)  
680 lbs (308 kg) is the maximum allowable load with 3/8" rod.
- Packing Unit: 50 Pcs./Case  
@ 37 lbs (17KG)/Case



Part No. DM2723SI

### ROUND DUCT HANGER

#### Specifications:

- Manufactured from 20 gauge galvanized metal.
- 1/4"-20x1" carriage bolt with zinc plated wing nut.

#### Part Number Variation: RDH \* GA20

- \* Insert desired diameter in sizes  
3"-10" (in 1" increments)  
12"-34" (in 2" increments)



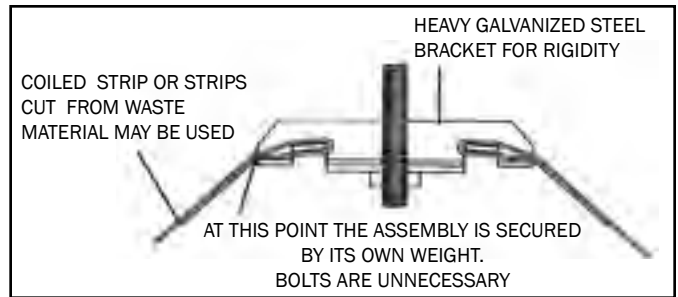


# HANGER SYSTEMS

## ROUND DUCT STRAP BRACKET



THE IDEAL WAY TO HANG ROUND DUCTWORK. NO TOOLS NEEDED. THE STEEL STRAP IS HAND BENT INTO THE BRACKET WHICH IS SELF LOADING.



### PART NUMBER VARIATIONS

Part No.	Alloy	PACKAGING QTY
DM4703	GA = 14 GA. Galvanized S4 = 304 Stainless Steel S6 = 316 Stainless Steel	200 Pcs./Case @ 27.5 Lbs. (12.5 KG)/Case

### SPECIFICATIONS

- CAN BE USED WITH DUCTWORK UP TO 50" IN DIAMETER
- FITS STRAPPING 1" IN WIDTH, GAUGES 18 - 22
- CAN BE USED WITH ROD 5/16" - 3/8"
- Review SMACNA's 2005 HVAC Duct Construction Standards Table 5-1 for allowable weight load.

## Convenient Strapping For Hanging



- Convenient carrying handle
- Easy to dispense box design
- Standard galvanized
- Available in stainless
- Perfect for small or difficult installations



- 100 LB Coils have a 20" I.D. with 30" O.D.
- 18 gauge hot-dipped galvanized (meets ASTM-A-653 G 60/90)
- Available in 100 pound coils
- Each coil is banded with metal straps
- Orders must be by full skids

### STRAPPING IN A BOX

PRODUCT NO.	GAUGE	WIDTH	WT. PER BOX	FT. PER BOX
1BSTGA16	16	1"	22 LBS	100
1BSTGA18	18	1"	17 LBS	100
1BSTGA20	20	1"	12 LBS	100
1BSTGA22	22	1"	21 LBS	200
1BSTGA24	24	1"	17 LBS	200
1BSTGA26	26	1"	15 LBS	200
1.5BSTGA24	24	1.5"	26 LBS	200
1.5BSTGA26	26	1.5"	20 LBS	200
1.5BSTGA28	28	1.5"	18 LBS	200

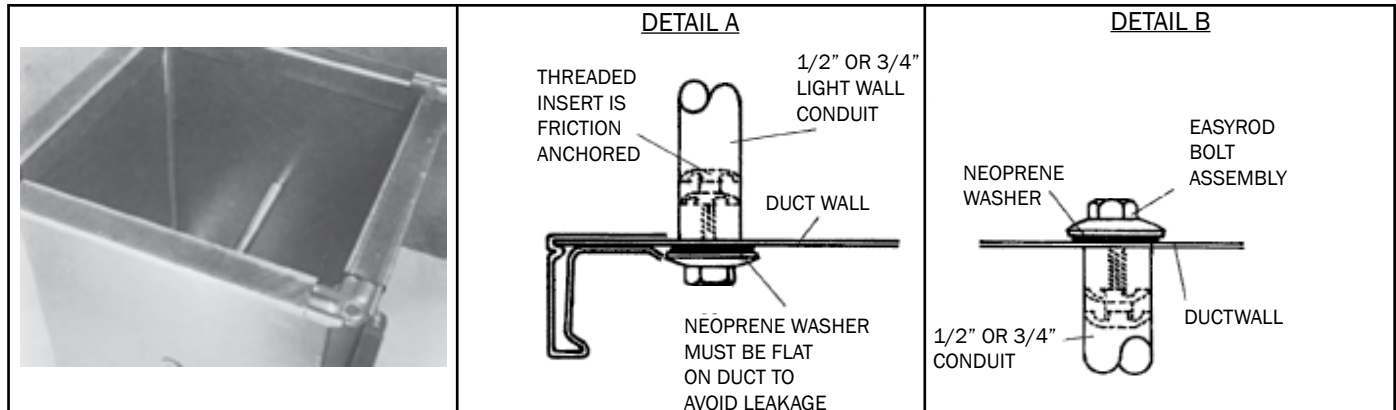
### STRAPPING IN 10' LENGTHS

PRODUCT NO.	GAUGE	WIDTH	WT. (lbs.)	PACKAGING QTY.
1STGA16	16	1"	.200/LF	10' LENGTHS 100' BUNDLES (ALL GAUGES)
1STGA18	18	1"	.170/LF	
1STGA20	20	1"	.120/LF	
1STGA24	24	1"	.100/LF	
1STGA26	26	1"	.074/LF	

### STRAPPING IN COILS

PRODUCT NO.	GAUGE	WIDTH	WEIGHT	LENGTH	PACKAGING
1CST100GA18	18	1"	APP. 100 LBS. PER COIL	APP. 610 FT PER COIL	1 SKID 10 COILS - 1000 LBS.

## EASYROD TIE ROD CONSTRUCTION



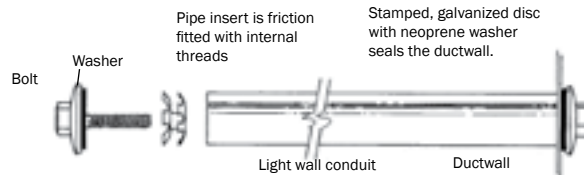
### TIE ROD CONSTRUCTION HARDWARE/EASYROD

A simple, strong component system to make the installation of tie rods faster. Can be used for both positive and negative pressure.



### NEW MAGNETIC TIE ROD ANCHOR SET

Innovative device to help install the bolt anchor into pipe. Heavy cast steel with magnetic tip insures a fast, strong friction fit.



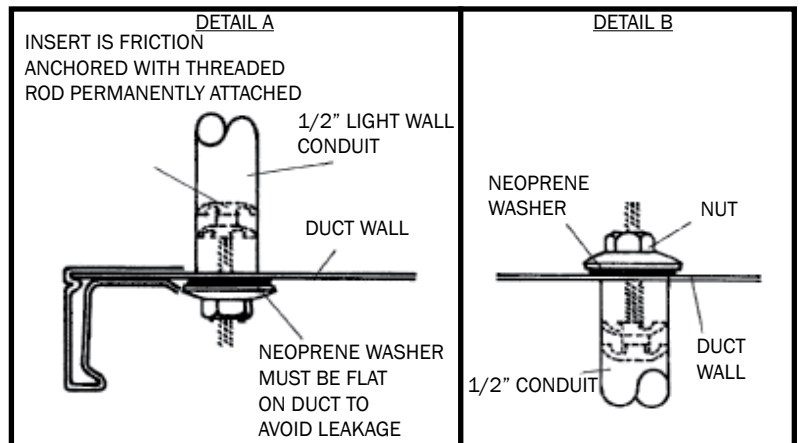
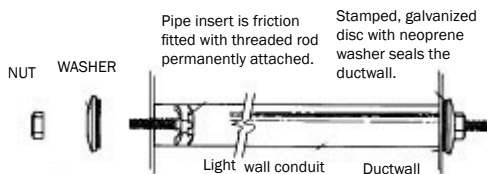
- Pull out strength of 600 lbs for 1/2" and 900 lbs for 3/4"
- Quickly inserts into ductwork
- Can be used for both Positive and Negative pressure

PART NO.	DESCRIPTION	PACKING UNIT	UNIT WEIGHT
EZ50	BOLT, WASHER, INSERT FOR 1/2" EMT CONDUIT	250 SETS	9 LBS (4.1 KG)
EZ75	BOLT, WASHER, INSERT FOR 3/4" EMT CONDUIT	250 SETS	10 LBS (4.5 KG)
EZTOOL	MAGNETIC TIE ROD ANCHOR SET	1 EA.	2 LBS (.9 KG)

## EASYSTUD TIE ROD CONSTRUCTION



- Pull out strength of 600 lbs
- Can be easily installed by one person
- Quickly inserts into ductwork
- Can be used for both Positive and Negative pressure



PART NO.	DESCRIPTION	PACKING UNIT	UNIT WEIGHT
ES50	INSERT WITH THREADED ROD ATTACHED, WASHER, NUT, FOR 1/2" EMT CONDUIT	250 SETS	10.5 LBS (4.1 KG)
ESTOOL	INSERTER TOOL FOR EASYSTUD	1 EA	2 LBS (.9 KG)

# REINFORCEMENTS

## DUCTMATE "Z-BAR" REINFORCEMENT

### FEATURES:

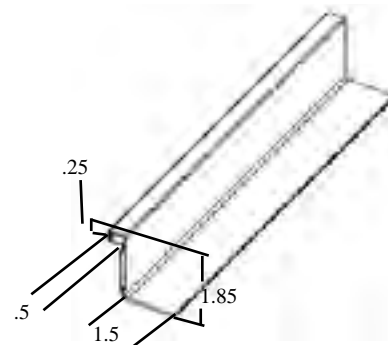
- Advanced Design
- Cost Effective
- Light Weight
- Strong
- Easy To Use

### SPECIFICATIONS:

Precision roll-formed from 24 gauge galvanized steel.  
Classification Conforms to SMACNA "H" equivalent.

### RECOMMENDED USE:

Intermediate reinforcement for rectangular duct. Fasten within 3/4" of vertical duct wall, then 8" on center.




### PACKAGING:

Part No.	Description	Weight	Length/Bundle
DLST15GA	"Z-BAR"	.67 lbs/ft	(75) 20' pcs/1500' bdl.

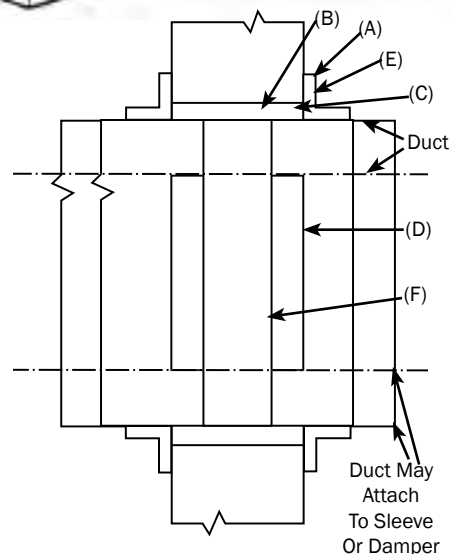
NOTE: CONSULT MATERIAL AVAILABILITY CHART FOR SPECIALTY ALLOYS

## RETAINING ANGLE FOR EXTERNAL REINFORCEMENT & FRAMING FIRE DAMPERS

- Cold formed galvanized angle
- Two sizes available:
  - 1 1/2 X 1 1/2 x 16 ga
  - 1 1/2 x 1 1/2 x 14 ga.
- Pre-punched 7/32 holes for faster fastening of angle to sleeve
- 20 foot lengths minimize scrap
- SMACNA E class rigidity (may be used for duct reinforcement)
- In stock at your Ductmate distributor
- Other angle sizes and materials available (consult your distributor)



**MEETS  
ASHRAE,  
SMACNA  
and UMC  
STANDARDS**



### Typical Installation Details

- |   |  |
|---|--|
| (A) Retaining Angles:<br>Minimum 1 1/2 x 1 1/2 x 0/058<br>(16 ga.) Retaining angles must<br>lap structural opening 1" minimum<br>and cover corners of openings. | (E) Secure Retaining Angle to<br>Sleeve Only on 8" Centers With: |
| (B) Clearance: 1/8 Per Linear<br>Foot Both Dimensions.  | 1. 1/2 long welds or   |
| (C) Steel Sleeve  | 2. 1/4 Bolts and Nuts, or  |
| (D) Approved Fire Damper<br>(curtain or blade type)   | 3. No. 10 screws, or   |
|   | 4. Minimum 3/16 Steel Rivets                                     |
|   | (F) Secure Damper To Sleeve On 8"<br>Centers With:               |
|   | 1. 1/2 long welds, or  |
|   | 2. 1/4 Bolts and Nuts, or  |
|   | 3. No. 10 Steel Screws, or                                       |
|   | 4. Minimum 1/16 Steel Rivets                                     |

### PACKAGING:

Part No.	Description	Weight	Length
AI1.5*GA1610H	1-1/2" X 1-1/2" with holes	.62 lbs Lf.	10' or 20' pcs/1000' bdl
AI1.5*GA1610NH	1-1/2" X 1-1/2" no holes	.62 lbs Lf.	10' or 20' pcs/1000' bdl
AI1.5*GA1650H	1-1/2" X 1-1/2" with holes	.62 lbs Lf.	10' or 20' pcs/500' bdl
AI1.5*GA1650NH	1-1/2" X 1-1/2" no holes	.62 lbs Lf.	10' or 20' pcs/500' bdl
AI1.5*GA1410H	1-1/2" X 1-1/2" with holes	.73 lbs Lf.	10' or 20' pcs/1000' bdl
AI1.5*GA1410NH	1-1/2" X 1-1/2" no holes	.73 lbs Lf.	10' or 20' pcs/1000' bdl
AI1.5*GA1450H	1-1/2" X 1-1/2" with holes	.73 lbs Lf.	10' or 20' pcs/500' bdl
AI1.5*GA1450NH	1-1/2" X 1-1/2" no holes	.73 lbs Lf.	10' or 20' pcs/500' bdl


\* Insert 10 for 10' lengths; Insert 20 for 20' lengths

# BANGIT™ DAMPER HARDWARE FROM DUCTMATE



DESCRIPTION	ORDERING INFORMATION		
<p><b>Spring Clip</b> Precision stamped galvanized damper clip. Superior spring loaded design for labor saving installation. Engineered with an oversized point for increased strength.</p>	<u>Part Number</u>	<u>Box Quantity</u>	<u>Box Weight</u>
	BDHBSC	1250	77 LBS
<p><b>Blank Clip</b> Precision stamped galvanized damper clip, with threaded post for easy installation. Engineered with an oversized point for increased strength.</p>	<u>Part Number</u>	<u>Box Quantity</u>	<u>Box Weight</u>
	BDHBC	2500	71 LBS
<p><b>Washer</b> Stamped from galvanized steel for increased strength and corrosion resistance.</p>	<u>Part Number</u>	<u>Box Quantity</u>	<u>Box Weight</u>
	BDHBW	10,000	43 LBS
<p><b>Damper Handle</b> Stamped from galvanized steel for increased strength and corrosion resistance. Allows for fast and easy adjustment of the dampers.(BDHBH is used on Spring Clip)</p>	<u>Part Number</u>	<u>Box Quantity</u>	<u>Box Weight</u>
	BDHBH	5,000	82 LBS
<p><b>Wing Nut</b> This galvanized steel wing nut is die cast for superior strength and reliability.</p>	<u>Part Number</u>	<u>Box Quantity</u>	<u>Box Weight</u>
	BDHBWN	5,000	54 LBS

# TURNING VANE AND RAIL SYSTEMS

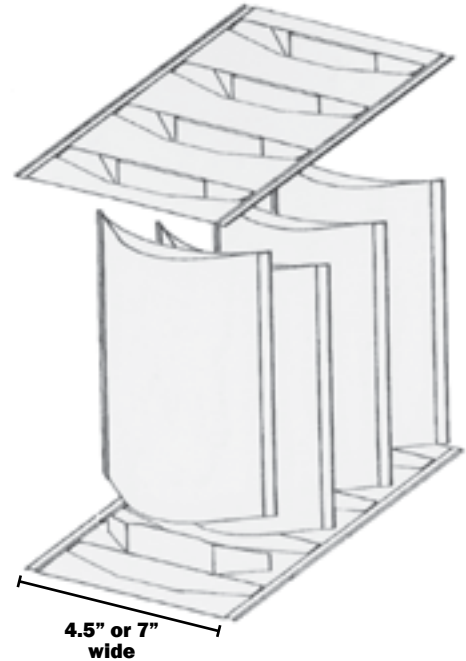


## SELF-LOCKING RAIL SYSTEM

PATENT# 5,529,092

### UNIQUE FRICTION-FIT FEATURES & BENEFITS

- ASSEMBLES QUICKLY AND EASILY
- SUBSTANTIAL REDUCTION IN LABOR
- SUPERIOR PULL-OUT STRENGTH / TESTED TO 15" W.G.
- SECURELY LOCKS VANE & RAIL TOGETHER
- TABS CONFORM TO SMACNA'S SPACING STANDARDS
- NO MECHANICAL FASTENERS REQUIRED
- NO SPECIAL TOOLS NEEDED
- VANES ARE AUTOMATICALLY CENTERED AND ALIGNED
- EXTENDED TABS INCREASE VANE RIGIDITY RESULTING IN LESS NOISE & VIBRATION
- WORKS ON STANDARD 2" & 4" DOUBLE WALL AND ACOUSTICAL VANES
- MAGNETIC TEMPLATES AVAILABLE TO EASE FASTENING RAIL TO DUCTWALL
- INSTALLATION LITERATURE AVAILABLE FOR REDUCING ELBOWS, OFFSETS, ETC.



Tab Spacing: Conforms to SMACNA Standards

- 2" - 2 1/8"
- 4" - 3 1/4"

### ORDERING INFORMATION

EXAMPLE: 2PRGA24

PRORAIL SIZE	ALLOY	GAUGES
Example: 2PR 2PR = 2" PRORAIL 4PR = 4" PRORAIL	Example: GA GA = GALVANIZED      AZ = ALUMINIZED GN = GALVANNEAL    AL = ALUMINUM S4 = 304 STAINLESS   BI = BLACK IRON S6 = 316 STAINLESS   PVC = PVC COATED	Example: 24 22 = 22 GA 24 = 24 GA



### PACKAGING INFORMATION

ITEM	PACKAGING QTY	WEIGHT (lbs/ft)	
		22 GA	24 GA
2" RAIL	10'/ea-100'/bdl	.47	.39
4" RAIL	10'/ea-100'/bdl	.73	.61

# TURNING VANE AND RAIL SYSTEMS

## ECONORAIL™

- Can be used with a variety of double wall vane
- Easily attaches vane to rail without the use of fasteners
- Economic means to install double wall vane
- No special tools required



### PACKAGING

ITEM	PACKAGING	WEIGHT (lbs/ft)	
		22 ga	24 ga
2" RAIL	10'/ea-100'/bdl	.47	.39
4" RAIL	10'/ea-100'/bdl	.87	.74

### ORDERING INFORMATION (EXAMPLE: 2ERGA24)

ECONORAIL SIZE	ALLOY TYPE (Example: GA)	GAUGES
Example: 2ER	GA = GALVANIZED	AZ = ALUMINIZED
2ER = 2" ECONORAIL	GN = GALVANNEAL	AL = ALUMINUM
4ER = 4" ECONORAIL	S4 = 304 STAINLESS	BI = BLACK IRON
	S6 = 316 STAINLESS	PVC = PVC COATED
		Example: 24
		22 = 22 GA
		24 = 24 GA

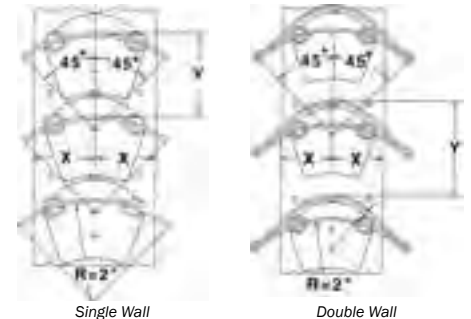
## MONORAIL™

- Versatile single wall or double wall system
- Slotted for even spacing of vane
- Rigid design for reduced vibration
- No special tools required

SINGLE WALL			DOUBLE WALL		
PART NO.	X	Y	PART NO.	X	Y
2MR	1- <sup>1</sup> / <sub>8</sub> "	1- <sup>1</sup> / <sub>2</sub> "	2MR	1- <sup>1</sup> / <sub>8</sub> "	1- <sup>1</sup> / <sub>2</sub> "
4MR	2- <sup>1</sup> / <sub>4</sub> "	3- <sup>1</sup> / <sub>4</sub> "	4MR	2- <sup>1</sup> / <sub>4</sub> "	3- <sup>1</sup> / <sub>4</sub> "

### PACKAGING

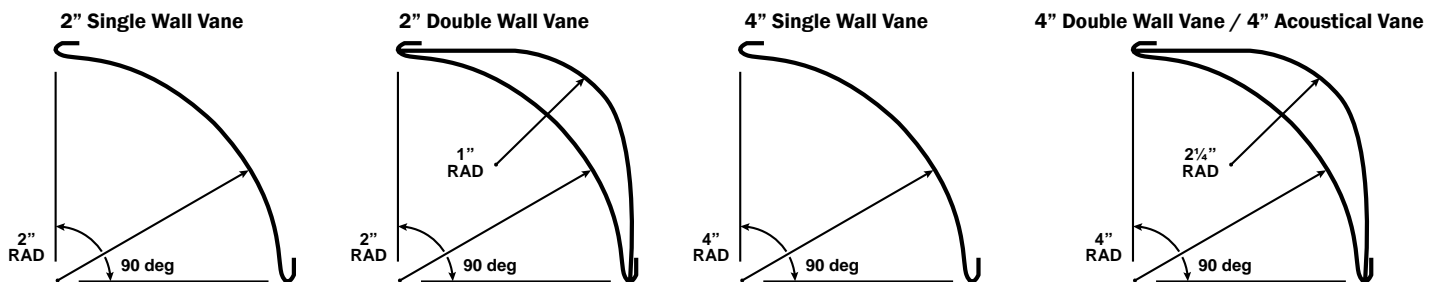
ITEM	PACKAGING	WEIGHT (per Box)
2" Rail	100'/Roll - 2 Roll/Box	40 Lbs.
4" Rail	100'/Roll - 1 Roll/Box	40 Lbs.



### ORDERING INFORMATION (EXAMPLE: 4MRGA24)

MONORAIL SIZE	ALLOY TYPE	GAUGES
2MR = 2" Monorail	GA = GALVANIZED S4 = 304 STAINLESS	24 = 24 GA
4MR = 4" Monorail	AL = ALUMINUM S6 = 316 STAINLESS	

## TURNING VANE



### PACKAGING

ITEM	PACKAGING	WEIGHT (lbs/ft)
2" SINGLE WALL VANE	10'/EA-100'/bdl	.22
2" DOUBLE WALL VANE	10'/EA-100'/bdl	.43
4" VANE SINGLE WALL	10'/EA-50'/bdl	.65
4" DOUBLE WALL VANE	10'/EA-50'/bdl	1.3
4" DOUBLE WALL ACOUSTICAL VANE	10'/EA-50'/bdl	1.3

### ORDERING INFORMATION (EXAMPLE: 2VGA26)

VANE SIZE	ALLOY TYPE	GAUGES
• 2V = 2" Double Wall Vane	GA = GALVANIZED S4 = 304 STAINLESS	22 = 22 GA (4" Single Wall Only)
• 4V = 4" Double Wall Vane	AL = ALUMINUM S6 = 316 STAINLESS	24 = 24 GA (4" Double Wall Only)
• 4AV = 4" Double Wall Acoustical Vane		26 = 26 GA (2" Double Wall Only)
• 4SWV = 4" Single Wall Vane		24 = 24 GA (2" Single Wall Only)
• 2SWV = 2" Single Wall Vane		

4" vane is available in two options:

#### 1. Standard Double Wall

#### 2. Acoustical Vane

Sound-absorbing insulation inside perforated metal fascia.

- Dimpled seam for superior strength
- Consistent product quality
- Union made in the U.S.A.

*Exclusive patented features make the difference...*

# DUCT LINER INSULATION



- High Noise Reduction Coefficient (NRC) value
- Smooth and extremely durable facing
- Made of soft user friendly and hypoallergenic polyester
- Engineered for application with water based adhesives
- Labor saving alternative to elastomeric duct liner
- Made of 25% recycled content
- Mildew and mold resistant
- Light weight design with excellent rebound

PolyArmor duct liner is engineered from strong and safe polyester to provide industry leading R-values with excellent noise reduction values and superior indoor air quality.

## SOUND ABSORPTION COEFFICIENTS AT FREQUENCY - ASTM Standard C423

### PolyArmor

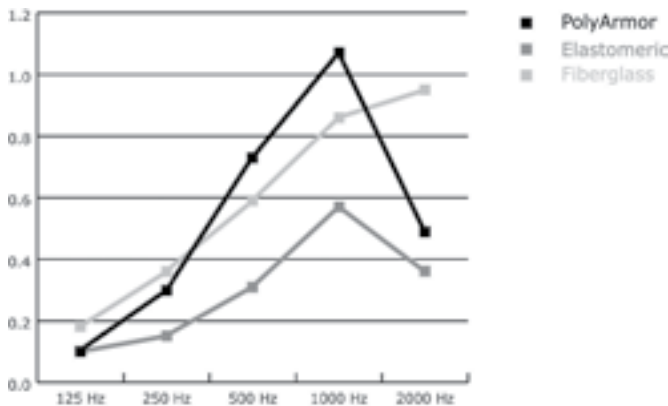
Material	125 Hz	250 Hz	500 Hz	1,000 Hz	2,000 Hz	NRC
Min. 1"	0.10	0.30	0.73	1.07	0.49	0.65

### Elastomeric

Material	125 Hz	250 Hz	500 Hz	1,000 Hz	2,000 Hz	NRC
Min. 1"	0.10	0.15	0.31	0.57	0.36	0.35

### Fiberglass

Material	125 Hz	250 Hz	500 Hz	1,000 Hz	2,000 Hz	NRC
Min. 1"	0.18	0.36	0.59	0.86	0.95	0.70



## TECHNICAL SPECIFICATIONS

Item	Test Method	Result
Thermal resistance 1" material, ft2.F.hr/Btu 1¼" material, ft2.F.hr/Btu 1½" material, ft2.F.hr/Btu 2" material, ft2.F.hr/Btu	ASTM C518, 75 F	R-4.2 R-5 R-6 R-8
Surface burning characteristics Flame spread index Smoke developed	ASTM E84	<25 <50
Density, lb/ft3 1" material 1¼" material 1½" material 2" material	ASTM D 1667	1.6 1.5 1.5 1.4
Corrosiveness	ASTM C665	Pass
Fungi Resistance	ASTM C1338	Pass
Mold Growth	ASTM G-21/UL 181	Meets Requirements
Odor	ASTM C1304	Pass
Moisture vapor absorption, %	ASTM C1104	0.24
Temperature Resistance Upper Limit	ASTM C411	Up to 250° F
Erosion Resistance	ASTM C 1071 (tested to maximum throughput of 10,000 fpm)	Rating 4,000 fpm
Smoke density and toxicity Density, optical Ds at 4 minutes Toxicity, ppm CO HBr, HCl, HCN, HF, NOx, So2	ASTM E662/ ASTM E800 ASTM E662 flaming (non flaming) ASTM E800 (flaming exposure)	2.5 (0.54) 21 0
Volatile Organic Compound (VOC), ppm	ASTM D5116 (CA1350)	0
Greenguard® Environmental Institute		Compliant, CS

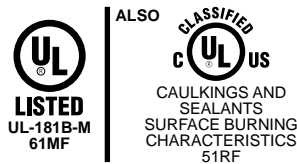
## PACKAGING INFORMATION

Width	R-Value, Thickness, And Length				Part Number
	R-4.2 1"x 100'	R-5 1¼"x 100'	R-6 1½"x 50'	R-8 2"x 50'	
47.5"	PA475F1W100	PA475F125W100	PA475F15W50	PA475F2W50	
48"	PA48F1W100	PA48F125W100	PA48F15W50	PA48F2W50	
56.25"	PA5625F1W100	PA5625F125W100	PA5625F15W50	PA5625F2W50	
59"	PA59F1W100	PA59F125W100	PA59F15W50	PA59F2W50	
60"	PA60F1W100	PA60F125W100	PA60F15W50	PA60F2W50	



# WATER BASED SEALANTS

# PROseal<sup>®</sup> Spray



PROseal Spray is a premium water based high-velocity duct sealant that can be applied using a wide range of sealant application equipment.

- Sprays easily from a variety of equipment
- Tremendous labor savings
- Indoor/Outdoor grade
- For applications up to 15" w.g.
- UL 181B-M listed
- UL 723 classified
- Qualified for LEED® EQ 4.1
- UV, water and mildew resistant
- Permanently flexible
- Excellent adhesion to metal
- Will not drip or sag
- Low shrinkage
- Non-Flammable
- Mild Odor (wet) None (dry)
- Conforms to requirements of NFPA 90A and 90B
- Paintable - latex or epoxy
- Manufactured by S.M.W.I.A. local 12

#### SURFACE BURNING CHARACTERISTICS

##### USC - Classification Applied to Inorganic Reinforced Cement Board ±

FLAME SPREAD	0
SMOKE DEVELOPED	5

+ - Tested as applied in two 2 in. wide strips 8 in. on center covering 22.2 percent of the test sample area at a coverage rate of 25 sq. ft. per gallon.

##### CNC - Classification Applied to Inorganic Reinforced Cement Board ±

FLAME SPREAD	0
SMOKE DEVELOPED	5

+ - Tested as applied in two 5.08cm wide strips 20.3cm on center covering 22.2 percent of the test sample area at a coverage rate of 0.6 sq. M/L.

<b>BASE:</b>	Synthetic latex emulsion
<b>COLOR:</b>	Gray
<b>TYPE:</b>	Water base
<b>VOC CONTENT:</b>	41 g/L
<b>WEIGHT:</b>	11.3 ± .3 lbs per gallon
<b>SOLID CONTENTS:</b>	66% ± 3%
<b>VISCOSITY:</b>	80,000 cP +/- 10,000 cP
<b>APPLICATION TEMPERATURE:</b>	35 °F to 110 °F
<b>SERVICE TEMPERATURE:</b>	0 °F to 220 °F
<b>STORAGE TEMPERATURE:</b>	35 °F to 110 °F
<b>DRY TO TOUCH:</b>	1 hour (approximate)
<b>CURE TIME:</b>	24 to 72 hours + (depending on humidity, application, and temperature)
<b>FLAMMABILITY:</b>	Non-flammable in wet state
<b>FLASH POINT:</b>	No flash to boiling
<b>WATER RESISTANCE:</b>	Excellent
<b>MILDEW RESISTANCE:</b>	Excellent
<b>FREEZE THAW STABILITY:</b>	5 cycles
<b>COVERAGE:</b>	25 sq. ft./gal. at 1/16" 50 sq. ft./gal. at 1/32"
<b>ODOR:</b>	Mild (wet) None (dry)
<b>SHELF LIFE:</b>	1 year (unopened container)
<b>CURED SEALANT:</b>	Tough and permanently flexible
<b>PACKAGING:</b>	5 gallon pail 55 gallon drum

KEEP OUT OF REACH OF CHILDREN  
Consult The MSDS Sheet Before Using Product



# WATER BASED SEALANTS



PROseal is a premium water based high-velocity duct sealant.



ALSO



CAULKINGS AND  
SEALANTS  
SURFACE BURNING  
CHARACTERISTICS  
51RF

- Indoor/outdoor grade
- For applications up to 15" WG
- Low brush drag and spreadability
- Permanently seals metal duct joints
- Highly crack resistant
- Remains flexible
- Excellent UV, water, and mold resistance
- Paintable with latex or epoxy based paint
- Will not drip or sag
- Mild odor
- UL 181B-M Listed
- UL 723 Classified
- LEED® Compliant
- Conforms to requirements of NFPA 90A and 90B
- Manufactured by S.M.W.I.A. Local 12
- Comes in fiber and non-fiber

## SURFACE BURNING CHARACTERISTICS

### USC - Classification Applied to Inorganic Reinforced Cement Board +

FLAME SPREAD	0
SMOKE DEVELOPED	5

+ - Tested as applied in two 2 in. wide strips 8 in. on center covering 22.2 percent of the test sample area at a coverage rate of 25 sq. ft. per gallon.

### CNC - Classification Applied to Inorganic Reinforced Cement Board +

FLAME SPREAD	0
SMOKE DEVELOPED	5

+ - Tested as applied in two 5.08cm wide strips 20.3cm on center covering 22.2 percent of the test sample area at a coverage rate of 0.6 sq. M/L.

<b>BASE:</b>	Synthetic latex emulsion
<b>COLOR:</b>	Gray
<b>TYPE:</b>	Water Base
<b>VOC CONTENT:</b>	41 g/L
<b>WEIGHT:</b>	11.3 ± .3 lbs per gallon
<b>SOLID CONTENTS:</b>	66% ± 3%
<b>VISCOSITY:</b>	350,000 c.p.s.
<b>APPLICATION TEMPERATURE:</b>	35° F to 110° F
<b>SERVICE TEMPERATURE:</b>	0° F to 220° F
<b>STORAGE TEMPERATURE:</b>	35° F to 110° F
<b>DRY TO TOUCH:</b>	1 hour (approximate)
<b>CURE TIME:</b>	24 to 72 hours + (depending on humidity, application, and temperature)
<b>FLASH POINT:</b>	No flash to boiling
<b>WATER RESISTANCE:</b>	Excellent
<b>MILDEW RESISTANCE:</b>	Excellent
<b>FREEZE THAW STABILITY:</b>	5 cycles
<b>COVERAGE:</b>	25 sq. ft./gal. at 1/16" 50 sq. ft./gal. at 1/32"
<b>ODOR:</b>	Mild (wet) None (dry)
<b>SHELF LIFE:</b>	1 year (unopened container)
<b>CURED SEALANT:</b>	Tough and permanently flexible
<b>PACKAGING:</b>	1/12 gallon tubes (25 tubes/case) 1 gallon pail (4 pails/case) 5 gallon pail 54 gallon drum

KEEP OUT OF REACH OF CHILDREN  
Consult The MSDS Sheet Before Using Product



# WATER BASED SEALANTS

# FIBERseal®

FIBERseal is a premium water based high-velocity duct sealant.



ALSO



CAULKINGS AND SEALANTS  
SURFACE BURNING CHARACTERISTICS 51RF

- Indoor/outdoor grade
- For applications up to 15" WG
- Low brush drag and spreadability
- Permanently seals metal duct joints
- Highly crack resistant
- Remains flexible
- Excellent UV, water, and mold resistance
- Paintable with latex or epoxy based paint
- Will not drip or sag
- Mild odor
- UL 181B-M Listed
- UL 723 Classified
- LEED® Compliant
- Conforms to requirements of NFPA 90A and 90B
- Manufactured by S.M.W.I.A. Local 12
- Comes in fiber and non-fiber

## SURFACE BURNING CHARACTERISTICS

### USC - Classification Applied to Inorganic Reinforced Cement Board +

FLAME SPREAD	5
SMOKE DEVELOPED	5

+ - Tested as applied in two 2 in. wide strips 8 in. on center covering 16 percent of the test sample area at a coverage rate of 25 sq ft per gal.

### CNC - Classification Applied to Inorganic Reinforced Cement Board +

FLAME SPREAD	5
SMOKE DEVELOPED	5

+ - Tested as applied in two 5.08 cm wide strips 20.32 cm on center covering 16 percent of the test sample area at a coverage rate of 0.6 sq. m/l.

<b>BASE:</b>	Synthetic latex emulsion with fiber reinforcement
<b>COLOR:</b>	Gray
<b>TYPE:</b>	Water Base
<b>VOC CONTENT:</b>	21 g/L
<b>WEIGHT:</b>	11.3 ± .3 lbs per gallon
<b>SOLID CONTENTS:</b>	66% ± 3%
<b>VISCOSITY:</b>	350,000 c.p.s.
<b>APPLICATION TEMPERATURE:</b>	35 °F to 110 °F
<b>SERVICE TEMPERATURE:</b>	0 °F to 220 °F
<b>STORAGE TEMPERATURE:</b>	35 °F to 110 °F
<b>DRY TO TOUCH:</b>	1 hour (approximate)
<b>CURE TIME:</b>	24 to 72 hours + (depending on humidity, application, and temperature)
<b>FLASH POINT:</b>	No flash to boiling
<b>WATER RESISTANCE:</b>	Excellent
<b>MILDEW RESISTANCE:</b>	Excellent
<b>FREEZE THAW STABILITY:</b>	5 cycles
<b>COVERAGE:</b>	25 sq. ft./gal. at 1/16" 50 sq. ft./gal. at 1/32"
<b>ODOR:</b>	Mild (wet) None (dry)
<b>SHELF LIFE:</b>	1 year (unopened container)
<b>CURED SEALANT:</b>	Tough and permanently flexible
<b>PACKAGING:</b>	1/12 gallon tubes (25 tubes/case) 1 gallon pail (4 pails/case) 5 gallon pail 54 gallon drum

KEEP OUT OF REACH OF CHILDREN  
Consult The MSDS Sheet Before Using Product



# WATER BASED SEALANTS

# EVERseal

EVERseal is a smooth economy grade water-based duct sealant.

- Permanently seals metal duct joints
- Indoor and outdoor use
- For applications up to 10" W.G.
- UL 181B-M Listed
- UL 723 Classified
- LEED® Compliant
- Remains flexible
- Superior adhesion to metal
- Very good UV, water, and mold resistance
- Manufactured by S.M.W.I.A. Local 12
- Paintable with latex epoxy based paint



ALSO CLASSIFIED  
 C UL US  
 CAULKINGS AND SEALANTS  
 SURFACE BURNING CHARACTERISTICS  
 51RF

SURFACE BURNING CHARACTERISTICS	
<b>USC - Classification</b>	
<b>Applied to Inorganic Reinforced Cement Board +</b>	
FLAME SPREAD	0
SMOKE DEVELOPED	5
+ - Tested as applied in one 2 in. wide strip covering 11 percent of the test sample area at a coverage rate of 25 sq. ft. per gal.	
<b>CNC - Classification</b>	
<b>Applied to Inorganic Reinforced Cement Board +</b>	
FLAME SPREAD	5
SMOKE DEVELOPED	5
+ - Tested as applied in two 50.8 mm wide strips 203.2 mm OC and covering 22.2 percent of the exposed test sample area at a coverage rate of 0.6 sq m/l.	

- BASE:** Synthetic latex emulsion
- COLOR:** Gray
- TYPE:** Water base
- VOC CONTENT:** 52 g/L
- WEIGHT:** 11.3 ± .3 lbs per gallon
- SOLID CONTENTS:** 62% ± -2%
- VISCOSITY:** 450,000 c.p.s.
- APPLICATION TEMPERATURE:** 35 °F to 110 °F
- SERVICE TEMPERATURE:** 0 °F to 220 °F
- STORAGE TEMPERATURE:** 35 °F to 110 °F
- DRY TO TOUCH:** 1 hour (approximate)
- CURE TIME:** 24 to 72 hours +  
(depending on humidity, application, and temperature)
- FLASH POINT:** No flash to boiling
- MILDEW RESISTANCE:** Excellent
- FREEZE THAW STABILITY:** 5 cycles
- COVERAGE:** 25 sq. ft./gal. at 1/16"  
50 sq. ft./gal. at 1/32"
- ODOR:** Mild (wet) None (dry)
- SHELF LIFE:** 1 year (unopened container)
- CURED SEALANT:** Tough and permanently flexible
- PACKAGING:** 1/12 gallon tubes (25 tubes/case)  
1 gallon pail (4 pails/case)  
5 gallon pail  
54 gallon drum

KEEP OUT OF REACH OF CHILDREN  
 Consult The MSDS Sheet Before Using Product




# WATER BASED SEALANTS

# EZ-SEAL™

- UL Listed and UL Classified
- Low VOC
- LEED® Compliant
- Indoor and Outdoor Use
- UV, Water and Mildew Resistant
- Will Not Drip or Sag
- Permanently Flexible
- Excellent Adhesion to Metal
- Low Shrinkage
- Mild Odor
- Paintable: Latex or Epoxy Paint
- Non-Flammable in wet state
- Conforms to requirements of NFPA 90A and 90B
- Union-Made in the USA!

EZ-Seal is an economy grade water-based duct sealant with fiber reinforcement.



## SURFACE BURNING CHARACTERISTICS

### USC - Classification Applied to Inorganic Reinforced Cement Board +

FLAME SPREAD	5
SMOKE DEVELOPED	0

+ - Tested as applied in two 2 in. wide strips 8 in. OC and covering 22.2 percent of the exposed test sample area at a coverage rate of 25 sq ft/gal. Flash point of finished Caulking and Sealant, closed cup: No flash to boiling

### CNC - Classification Applied to Inorganic Reinforced Cement Board +

FLAME SPREAD	5
SMOKE DEVELOPED	0

+ - Tested as applied in two 50.8 mm wide strips 203.2 mm OC and covering 22.2 percent of the exposed test sample area at a coverage rate of 0.6 sq m/l. Flash point of finished Caulking and Sealant, closed cup: No flash to boiling

<b>BASE:</b>	Synthetic latex emulsion with fiber reinforcement
<b>COLOR:</b>	Gray
<b>TYPE:</b>	Water base
<b>VOC CONTENT:</b>	38 g/L
<b>WEIGHT:</b>	11.4 ± .3 lbs per gallon
<b>SOLID CONTENTS:</b>	63% ± 3%
<b>VISCOSITY:</b>	400,000 c.p.s.
<b>APPLICATION TEMPERATURE:</b>	35 °F to 110 °F
<b>SERVICE TEMPERATURE:</b>	0 °F to 220 °F
<b>STORAGE TEMPERATURE:</b>	35 °F to 110 °F
<b>DRY TO TOUCH:</b>	1 hour (approximate)
<b>CURE TIME:</b>	24 to 72 hours + (depending on humidity, application, and temperature)
<b>FLAMMABILITY</b>	Non-flammable in both wet and dry state
<b>FLASH POINT:</b>	No flash to boiling
<b>FREEZE THAW STABILITY:</b>	5 cycles
<b>COVERAGE:</b>	25 sq. ft./gal. at 1/16" 50 sq. ft./gal. at 1/32" 100 sq. ft./gal. at 1/64"
<b>ODOR:</b>	Mild (wet) None (dry)
<b>SHELF LIFE:</b>	1 year (unopened container)
<b>CURED SEALANT:</b>	Tough and flexible
<b>PACKAGING:</b>	1/12 gallon tubes (25 tubes/case) 1 gallon pail (4 pails/case) 5 gallon pail 55 gallon drum

KEEP OUT OF REACH OF CHILDREN  
Consult The MSDS Sheet Before Using Product



# SOLVseal™



CAULKING AND SEALANTS SURFACE BURNING CHARACTERISTICS + 51RF			
USC Classification		CNC Classification	
Applied to Inorganic Reinforced Cement Board		Applied to Inorganic Reinforced Cement Board	
<b>FLAME SPREAD:</b>	<b>10</b>	<b>FLAME SPREAD:</b>	<b>5</b>
<b>SMOKE DEVELOPED:</b>	<b>0</b>	<b>SMOKE DEVELOPED:</b>	<b>0</b>
+ - Tested as applied in 3/8 in. 12 in. on center at a rate of 30 ft <sup>2</sup> /gal. Flash point to finished adhesive (closed cup) less than -20°C.		+ - Tested as applied in .95 cm .3 m on center at a rate of 2.5 m <sup>2</sup> /L. Flash point to finished adhesive (closed cup) less than -20°C.	

SOLVseal is a premium solvent based high velocity duct sealant based on a blend of unique synthetic elastomers, select hydrocarbon resins and minerals. This blend results in a superior product that is unequalled in performance.

- UL Classified
- Permanently flexible
- Fast drying
- Exceptional workability
- Will not drip or sag
- High water resistance
- Low brush drag
- Excellent spreadability
- Minimal shrinkage
- Excellent adhesion to metal
- Indoor and outdoor use
- Superior sealing strength
- Conforms to the requirements of NFPA 90A and 90B
- Mildew resistant
- USDA Chemically Acceptable

## TECHNICAL INFORMATION

<b>PRESSURE RATING:</b>	15" w.g.	<b>DRY TO TOUCH:</b>	15 min. (approximate)
<b>BASE:</b>	Synthetic Rubber	<b>CURE TIME:</b>	24 to 48 hrs+ (depending on humidity, application, and temperature)
<b>COLOR:</b>	Gray	<b>FLAMMABILITY:</b>	(Wet) Extremely flammable Flash point -4 °F (Dry) See UL Classification
<b>TYPE:</b>	Solvent Base	<b>WATER RESISTANCE:</b>	Excellent
<b>WEIGHT:</b>	9 lbs per gallon	<b>MILDEW RESISTANCE:</b>	Excellent
<b>SOLID CONTENTS:</b>	51%	<b>COVERAGE:</b>	25 sq. ft./gal at 1/16" 12.5 sq. ft./gal. at 1/8"
<b>VISCOSITY:</b>	150,000 cPs	<b>ODOR:</b>	Mild solvent (wet) None (dry)
<b>APPLICATION TEMPERATURE:</b>	0 °F to 110 °F	<b>SHELF LIFE:</b>	1 year (unopened container)
<b>SERVICE TEMPERATURE</b>	- 20°F to 190°F	<b>CURED SEALANT:</b>	Tough and permanently flexible
<b>STORAGE:</b>	Room temperature (with cross ventilation)	<b>DOT SHIPPING INFORMATION:</b>	Flammable Liquid, N.O.S., 3 UN 1993, PG III. (Hexane CAS 110-54-3)

## PACKAGING INFORMATION

ITEM NO.	SIZE	PACKED	WEIGHT
SOLVSEALT11	1/12 gallon tubes	(24) tubes/case	21 lbs./case
SOLVSEALT29	1 quart tube	(10) tubes/case	23 lbs./case
SOLVSEAL1	1 gallon pail	(4) gal./case	39 lbs./case
SOLVSEAL5	5 gallon pail	(1) pail	50 lbs./pail

KEEP OUT OF REACH OF CHILDREN  
Consult The MSDS Sheet Before Using Product



# DUCT LINER ADHESIVE



TM **SPRAY / DRIP / ROTO-BOND / MANUAL**



4-EVERhold is a versatile, easy-to-use, water-based duct liner adhesive that can be sprayed, dripped, roto-bonded or manually applied.



ADHESIVES SURFACE BURNING CHARACTERISTICS + 52XF USC (CNC) APPLIED TO INORGANIC REINFORCED CEMENT BOARD	
<b>FLAME SPREAD:</b>	<b>0 (0)</b>
<b>SMOKE DEVELOPED:</b>	<b>0 (0)</b>
+ - Tested as applied in two 2 in. (5.08 cm) wide strips 8 in. (20.3 cm) on center covering 16 percent of the test sample area at a coverage rate of 400 sq. ft. per gallon (9.6 sq. M/L).	

- Spray, drip, roto-bond and manually apply
- Fast tracking
- Non-flammable
- Solvent free
- LEED® Compliant
- UL Classified
- Made in the USA by SMWIA Local 12
- Wipes clean with water
- Moisture resistant
- Exceptional coverage

## TECHNICAL INFORMATION

<b>BASE:</b>	Synthetic latex
<b>COLOR:</b>	White
<b>TYPE:</b>	Water Base
<b>VOC CONTENT:</b>	0 g/L EPA Method 24
<b>WEIGHT:</b>	9.1 lbs per gallon
<b>SOLID CONTENTS:</b>	55%
<b>VISCOSITY:</b>	2,500 cPs
<b>APPLICATION TEMPERATURE:</b>	40° F to 90° F
<b>SERVICE TEMPERATURE:</b>	0° F to 200° F
<b>STORAGE TEMPERATURE:</b>	40° F to 90° F
<b>DRY TO TOUCH:</b>	10 - 20 minutes, depending on temperature, humidity, and application thickness
<b>FLAMMABILITY:</b>	None
<b>FLASH POINT:</b>	No flash to boiling
<b>WATER RESISTANCE:</b>	Excellent
<b>MILDEW RESISTANCE:</b>	Excellent
<b>FREEZE THAW STABILITY:</b>	1 cycles
<b>COVERAGE:</b>	Approximately 500 sq. ft./gal, depending on application technique
<b>ODOR:</b>	Mild (wet) None (dry)
<b>SHELF LIFE:</b>	6 Months (unopened container)
<b>PACKAGING:</b>	4EVERHOLD1: 1 Gallon Pail (4 Pails/Case) 4EVERHOLD5: 5 Gallon Pail 4EVERHOLD54: 54 Gallon Drum

KEEP OUT OF REACH OF CHILDREN  
Consult The MSDS Sheet Before Using Product



*Ideas that work for you every day...*



# PROtack™ / PROtack™ HV

PROTACK IS A PREMIUM QUALITY, FIRE RETARDANT, WATER BASED DUCT LINER ADHESIVE.



- U.L. Classified
- Non-flammable
- Fire retardant, moisture resistant
- Solvent free
- Spray, roll, or brush application
- Exceptional coverage
- LEED® Compliant

<b>ADHESIVES SURFACE BURNING CHARACTERISTICS + 52XF</b>	
USC (CNC)	
APPLIED TO INORGANIC REINFORCED CEMENT BOARD	
<b>FLAME SPREAD:</b>	<b>0 (0)</b>
<b>SMOKE DEVELOPED:</b>	<b>0 (0)</b>
+ - Tested as applied in two 2 in. (5.08 cm) wide strips 8 in. (20.3 cm) on center covering 16 percent of the test sample area at a coverage rate of 400 sq. ft. per gallon (9.6 sq. M/L).	

## TECHNICAL INFORMATION

<b>BASE:</b>	Synthetic Latex
<b>COLOR:</b>	Black (Wet: Gray; Dry: Black) White (Wet: White; Dry: Clear)
<b>TYPE:</b>	Water
<b>VOC CONTENT:</b>	40 g/L
<b>WEIGHT PER GALLON:</b>	9.5 ± 0.5 lbs.
<b>SOLIDS:</b>	44 ± 2%
<b>VISCOSITY:</b>	PROtack: 6,500 cPs +/- 1,000 cPs PROtackHV: 15,000 cPs +/- 2,000 cPs
<b>APPLICATION TEMPERATURE:</b>	40° F to 90° F
<b>SERVICE TEMPERATURE:</b>	0° F to 200° F
<b>STORAGE TEMPERATURE:</b>	40° F to 90° F
<b>DRY TIME:</b>	10-20 minutes, depending on temperature, humidity, and application thickness
<b>FLAMMABILITY:</b>	None
<b>FLASH POINT:</b>	No flash to boiling
<b>COVERAGE:</b>	Approximately 500 sq. ft./gal, depending on application technique
<b>FREEZE THAW STABILITY:</b>	5 cycles
<b>SHELF LIFE:</b>	1 year (unopened containers)



## PACKAGING & ORDERING INFORMATION

Part #	Description	Quantity & Weights
PROTACK1	1 Gal - Black	4 - 1 Gal Pails @ 37 lbs/case
PROTACK5	5 Gal - Black	1 - 5 Gal pail @ 45 lbs/pail
PROTACK54	54 Gal - Black	1 - 54 Gal drum @ 494 lbs/drum
PROTACK1W	1 Gal - White	4 - 1 Gal Pails @ 37 lbs/case
PROTACK5W	5 Gal - White	1 - 5 Gal pail @ 45 lbs/pail
PROTACK54W	54 Gal - White	1 - 54 Gal drum @ 494 lbs/drum
PROTACKHV1	1 Gal High Viscosity - Black	4 - 1 Gal Pails @ 37 lbs/case
PROTACKHV5	5 Gal High Viscosity - Black	1 - 5 Gal pail @ 45 lbs/pail
PROTACKHV54	54 Gal High Viscosity - Black	1 - 54 Gal drum @ 494 lbs/drum
PROTACKHV5W	5 Gal High Viscosity - White	1 - 5 Gal pail @ 45 lbs/pail
PROTACKHV54W	54 Gal High Viscosity - White	1 - 54 Gal drum @ 494 lbs/drum

KEEP OUT OF REACH OF CHILDREN  
Consult The MSDS & Spec Sheet Before Using Product





# QUICK-STICK HS™

## Solvent-Based Spray Adhesive



### SPECIAL CHARACTERISTICS

- Extremely quick tack
- Non-flammable
- Pressure sensitive
- High solids content
- Easy application
- Strong permanent bond
- Exceptional coverage
- LEED® Compliant

### APPLICATION

Apply using Ductmate approved spray hoses, and gun to smooth nonporous surfaces. Surfaces should be free from all dirt, oil, and grease.

### DIRECTIONS

1. Insure that surfaces are dry and free from dirt, grease, oils and any other solvents. Try gun on a test surface to make sure adhesive is flowing.
2. Hold spray gun 8-10 inches from surface to be sprayed.
3. Avoid buildup of adhesive or bubbles. Edges of spray pattern should overlap giving consistent coverage over surface.
4. Allow solvent to evaporate for 2 minutes before making bond. Apply even pressure along the two surfaces to ensure effective bond.

**CLEAN UP:** Ductmate recommends that Ductmate Degreaser be used for cleaning out hoses and spray guns.

**DISPOSAL:** When all adhesive has been used from cylinder, close cylinder valve and clear hose and gun before disconnecting hose from cylinder. Do not clear hose and gun until a new cylinder is available. After hose and gun are connected to cylinder, leave pressure in gun and hose to prevent the adhesive from hardening. The cylinder is not hazardous when empty. Once empty and the hose is disconnected, open the valve to exhaust all the vapors from the cylinder. Puncture the empty emergency release valve to ensure the container cannot be repressurized. In most areas the empty cylinder can be disposed of in the same way as an aerosol can, or it may be recycled as scrap metal. Dispose of product in accordance with applicable local, state, and federal regulations.

### DESCRIPTION

Quick-Stick HS is a premium-quality, high strength adhesive formulated for fast tack and a permanent bond.

### BASIC USE

QUICK-STICK HS is designed to apply insulation or other materials to smooth nonporous surfaces.

### TECHNICAL INFORMATION

<b>BASE:</b>	Solvent
<b>SOLVENT:</b>	Methylene Chloride
<b>COLOR:</b>	Green
<b>SOLIDS:</b>	32 - 34%
<b>APPLICATION TEMP:</b>	60° F - 90° F
<b>FLAMMABILITY:</b>	Non-flammable wet and dry
<b>COVERAGE:</b>	375 lb.: 37,500 sq. ft. - 43,125 sq. ft. 40 lb.: 4,000 sq. ft. - 4,600 sq. ft. 12 lb.: 1,200 sq. ft. - 1,385 sq. ft.
<b>BONDING TIME:</b>	3 to 5 minutes
<b>LIQUID SPEC. GRAVITY:</b>	1.19 +/- 0.02
<b>SHEAR ADHESION:</b>	>100 psi
<b>SHEAR ADHESION FAILURE TEMP:</b>	200° F
<b>SHELF LIFE:</b>	1 year

### PACKAGING INFORMATION

ITEM NO.	DESCRIPTION	QTY/WEIGHTS
QUICKSTICKHS12	12 lbs.	(1) @ 12 lbs
QUICKSTICKHS40	40 lbs.	(1) @ 40 lbs
QUICKSTICKHS375	375 lbs.	(1) @ 375 lbs
QSH6	6' Hose	(1) @ 1 lb
QSH12	12' Hose	(1) @ 1 lb
QSH18	18' Hose	(1) @ 2 lbs
QSSG	Spray Gun	(1) @ 1 lb

KEEP OUT OF REACH OF CHILDREN  
Consult The MSDS Sheet Before Using Product

# QUICK-STICK™

Solvent-Based Spray Adhesive

QUICK-STICK IS A PREMIUM QUALITY, COMPLETELY NON-FLAMMABLE, PRESSURE SENSITIVE ADHESIVE SPECIALLY FORMULATED FOR A QUICK PERMANENT TACK



NONFLAMMABLE  
MEETS DOT 39 NRC  
REGULATIONS

PERMANENT OR TEMPORARY  
BONDING

Apply using industry approved spray equipment to smooth nonporous surfaces. Surfaces should be free from all dirt, oil, and grease.

**DIRECTIONS FOR USE:**

Keep cylinder off of concrete floor during freezing temperatures. For best results use at temperatures between 60°F - 90°F.

1. Make sure all surfaces to be sprayed are clean and free from debris, dust, dirt, grease, etc.
2. Try gun on a test surface to make sure adhesive is flowing.
3. Hold spray gun 8-10 inches from surface to be sprayed.
4. Avoid buildup of adhesive or bubbles. Edges of spray pattern should overlap giving consistent coverage over surface.

**SPECIAL CHARACTERISTICS**

- Pressure sensitive
- Methylene chloride based
- High solids content
- Easy application
- Extremely quick tack
- Strong permanent bond
- Meets DOT 39 NRC
- Non-Flammable in wet and dry state
- Exceptional coverage
- Convenient 12, 40, and 375 lb. cylinders
- LEED® Compliant

**PHYSICAL PROPERTIES & TECHNICAL INFORMATION**

BASE: Solvent  
 COLOR: Green  
 SOLVENT: Methylene Chloride  
 APPLICATION TEMPERATURE: 60°F to 90°F  
 SERVICE TEMPERATURE: -30°F to 160°F  
 STORAGE TEMPERATURE: Below 120°F  
 FREEZE THAW: Does not apply  
 SOLIDS: 25%  
 BONDING TIME: 1 - 10 minutes (Depending on application rate)  
 FLAMMABILITY: Non-flammable wet and dry  
 FLASH POINT: None  
 COVERAGE: 375 lb.: 37,500 sq. ft. - 43,125 sq. ft.  
 40 lb.: 4,000 sq. ft. - 4,600 sq. ft.  
 12 lb.: 1,200 sq. ft. - 1,385 sq. ft.  
 (Depending on temperature, humidity, and thickness)  
 SHELF LIFE: 1 year

**FOR PERMANENT BOND:** Spray both surfaces, bond activates from moment of contact with adhesive, bond will be permanent after 2 minutes.

**CLEAN UP:** Ductmate recommends that Ductmate Degreaser be used for cleaning out hoses and spray guns.

**DISPOSAL:** When all adhesive has been used from cylinder, close cylinder valve and clear hose and gun before disconnecting hose from cylinder. Do not clear hose and gun until a new cylinder is available. After hose and gun are connected to cylinder, leave pressure in gun and hose to prevent the adhesive from hardening. The cylinder is not hazardous when empty. Once empty and the hose is disconnected, open the valve to exhaust all the vapors from the cylinder. Puncture the empty emergency release valve to ensure the container cannot be repressurized. In most areas the empty cylinder can be disposed of in the same way as an aerosol can, or it may be recycled as scrap metal. Dispose of product in accordance with applicable local, state, and federal regulations.

**PACKAGING AND ORDERING INFORMATION**

ITEM NO.	DESCRIPTION	QTY/WEIGHTS
QUICKSTICK12	12 lbs. Cylinder	(1) @ 12 lbs.
QUICKSTICK40	40 lbs. Cylinder	(1) @ 40 lbs.
QUICKSTICK375	375 lbs. Cylinder	(1) @ 375 lbs.
QSSG	Quick-Stick Spray Gun	(1) @ 1 lbs.
QSH6	Quick-Stick 6' Hose	(1) @ 1 lbs.
QSH12	Quick-Stick 12' Hose	(1) @ 1 lbs.
QSH18	Quick-Stick 18' Hose	(1) @ 2 lbs.

# QUICK-STICK™

## Aerosol Liner Adhesive

QUICK-STICK is a solvent based fiberglass duct liner adhesive. It provides instant adhesion to most metal surfaces, allowing for quick installation or touch-ups of duct liners. Do not use or store near flame or any source of heat. Can be applied to dirt free metal, cloth or duct board surfaces. Apply per industry standards.

- Premium quality
- Excellent workability
- High strength and durability
- Instant adhesion
- Water resistant
- Permanently bonds fabric
- Exceptional coverage
- Good dry time
- Convenient aerosol can
- LEED® Compliant

### TECHNICAL INFORMATION

BASE:	Synthetic Rubber
COLOR:	White / Straw
WEIGHT/CAN:	11.75
SOLIDS:	18%
Service Temp.	0° F - 165° F
FLAMMABILITY:	Extremely Flammable
SHELF LIFE:	Approximately 1 year



### PACKAGING & ORDERING INFORMATION

PART NUMBER	DESCRIPTION	QUANTITY / WEIGHT
QUICKSTICKCAN	Aerosol Duct Liner Adhesive	(12) 11.75 oz. cans/case @ 15lbs/case

## EZ- SPRAYER



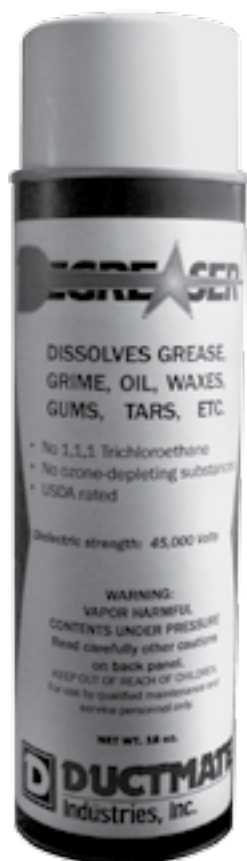
- Easy, economical application from drum or pail
- Non-corrosive parts for compatibility with water-based spray adhesives
- Comes with hoses and gun
- Includes fluid and air regulators
- Easy cleanup using Ductmate Degreaser!

### ORDERING & PACKAGING INFORMATION

Part No.	Description	Quantity
EZSPRAYER	Complete Ductmate EZ-Sprayer System	(1)

# DEGREASER

**Dissolves adhesives, grease, grime, oil, waxes, gums, tars, etc.**



- Removes dried adhesive
- No 1,1,1 Trichloroethane
- No ozone-depleting substances
- USDA Rated

**DESCRIPTION:** Ductmate Degreaser removes adhesive residue and similar grime from any surface. The formula is noncorrosive to metals, has low toxicity, and is not a fire hazard. Ductmate Degreaser dries fast and clean with no residue.

**BASIC USE:** Dissolves adhesive buildup inside of Ductmate Quickstick spray pumps, hoses, tips, and nozzles. Spray pump parts liberally and wipe clean with a cloth.

**APPEARANCE:** Flowable liquid

**INCOMPATIBILITY:** Avoid contact with strong oxidizing agents, strong alkalis, and aluminum.

**PACKAGING:** Available in 18 oz. aerosol cans, and 15 lb. cylinders.

## ORDERING & PACKAGING INFORMATION

Part No.	Description	Quantity
DEGREASERCAN	Aerosol Can	(12) cans / case
DEGREASER15	15 lb. Cylinder	(1) / case

# SUPER LINER SEAL™

S.L.S. QUICKLY AND EFFICIENTLY SEALS THE SURFACE OF DUCT INSULATION, VIRTUALLY ELIMINATING THE PROBLEM OF AIRBORNE FIBERS



- Flame, moisture, & mold resistant
- Exceptional coverage
- Good dry time
- Water based
- Durable finish
- Low VOC
- LEED® Compliant
- Specifically designed anti-microbial agents are added to resist mold growth.

**BASIC USE:** S.L.S. is used to encapsulate fiberglass duct and duct insulation, eliminating airborne fibers, the leading contributor to poor indoor air quality.

**CLEANING:** Clean tools with soap and water or mineral spirits.


**APPLICATION:** S.L.S. has been specially formulated for spray applications.

## TECHNICAL INFORMATION

BASE: Synthetic Latex  
 COLOR: Gray (dries black)  
 SOLVENT: Water  
 VOC CONTENT: 40 g/L  
 WEIGHT per GALLON: 9.5 ± .2%  
 APPLICATION TEMP.: 45 °F to 90 °F  
 SOLIDS: 44± 2%  
 VISCOSITY: 2,500 cPs  
 STORAGE TEMP.: 40 °F to 90 °F  
 DRY TIME: 10 - 20 minutes, depending on temperature, humidity, and application thickness

FLAMMABILITY: None  
 FLASH POINT: No Flash to Boiling  
 COVERAGE: Approximately 500 sq.ft. per gal. (13 sq. m per liter) depending on application technique

SHELF LIFE: (Unopened containers) 1 year



**UNDERWRITERS LABORATORIES INC.**  
**CLASSIFIED**  
**ADHESIVE**  
**SURFACE BURNING CHARACTERISTICS**  
**52XF**

S.L.S. Adhesive applied to Inorganic Reinforced Board  
 Flame Spread 0      Smoke Developed 0  
 Tested as applied on two 2" wide strips 8" on center (coverage 16 percent of the exposed test sample area) at a coverage rate of 400 sq.ft. per gal. Flash point of the finished sealant, closed cup. No flash to boiling.

## ORDERING & PACKAGING INFORMATION

ITEM NO.	DESCRIPTION	QUANTITY	WEIGHTS
SLS1	S.L.S. 1-GAL	4-1 GAL PAILS	39 LBS/CASE
SLS5	S.L.S. 5-GAL	1-5 GAL PAIL	45 LBS/PAIL
SLS54	S.L.S. 54-GAL	1-54 GAL DRUM	494 LBS/DRUM

# LAG-IT™

LAG-IT IS A FAST, COST EFFECTIVE MEANS FOR SEALING THE EDGES AND TEARS IN DUCT INSULATION



- LEED® Compliant
- ASTM G21 & G22 fungal & bacterial growth resistance rating 0: no fungal growth on surface, no bacterial growth
- High strength and durability
- Exceptional coverage
- Non-flammable
- Water resistant
- UV resistant
- Low odor
- Low VOC
- Union Made

ASTM E-84

Flame Spread: 0  
 Smoke Developed: 0  
 Tested when applied at 200 sq.ft./gal. in two 3" strips, 8" on center

## TYPICAL PHYSICAL PROPERTIES AND TECHNICAL INFORMATION

BASE:	Acrylic Latex
COLOR:	White
SOLVENT:	Water
VOC CONTENT:	<52 g/L
APPLICATION TEMPERATURE:	40° F to +110° F
SOLIDS:	62 ± 2%
VISCOSITY:	app. 75,000 cPs
STORAGE TEMPERATURE:	40° F to +100° F
SHELF LIFE:	(Unopened containers) 2 Years
DRY TIME:	Depending on temperature, humidity, and thickness: DRY TO TOUCH: 1 hour CURE TIME: 6 hours
FLAMMABILITY:	None
FLASH POINT:	No Flash
COVERAGE:	50 sq. ft. - 200 sq. ft. depending on application rate



**BASIC USE:** LAG-IT is used for bonding and sealing jackets of canvas, cloth and other fabrics/insulators to air-conditioning ducts, cold water pipes, etc.

**CLEANING:** Clean tools with soap and water or mineral spirits.

**APPLICATION:** LAG-IT can be applied to cloth or duct board surfaces using a trowel, brush, hand (rubber gloves recommended), or airless spray.


### PACKAGING & ORDERING INFORMATION

PART NUMBER	DESCRIPTION	QUANTITY	WEIGHTS
LAGIT1	LAGIT 1-GAL	(4) 1 GAL PAILS	45 LBS/CS
LAGIT5	LAGIT 5-GAL	(1) 5 GAL PAIL	64 LBS/PAIL
LAGIT54	LAGIT 54-GAL	(1) 54 GAL DRUM	494 LBS/DRUM

# 5511M™ Seam Sealer

5511M is a non-skinning, non-oxidizing, non-drying synthetic polymer-based, pumpable mastic/sealant specifically formulated for precise application to duct joints at the roll-forming line.



	<b>UL723 (ASTM E-84-80) Test Data:</b>
	Flame Spread: 5
	Fuel Contribution: 0
	Smoke Density: 0

## TYPICAL PHYSICAL PROPERTIES AND TECHNICAL INFORMATION

Solids:	90%
Color:	Off White
Wt. / Gal:	12.3 Pounds ±.3
Flash Pt.:	128°F - Penske Martens CC (ASTM E-134)
Life Expectancy:	20 yrs, minimum
Service Temp:	-65°F to +200°F
Oil Migration:	None (applied to galvanized steel and subjected to a temperature of 158°F for one week)
Flexibility:	No cracks when bent around a 1/4" mandrel after being subjected to 3 weeks at 75°F, 24 weeks at -40°F and 3 weeks at 158°F
Adhesion:	Excellent to most non-porous surfaces
Application Consistency:	Hand or power pump equipment
Specifications:	AAMA 802.2; NAAMM SS-la-68

## ORDERING INFORMATION

PART #	PACKAGING	Shipping Weight
5511 M-55 W	55 gal (208 liters)	735 lbs/drum
5511M5	5 gal (19 liters)	75 lbs/drum



# Gaskets

## DM440™ BUTYL GASKET



Ductmate 440™ is a non-skinning, non-drying synthetic polymer based sealing tape, capable of withstanding joint movement without cracking.

## NEOPRENE GASKET



Neoprene Gasket Tape is a synthetic closed cell, rubber-based sealing tape. Excellent for connecting ductwork which must be taken apart periodically for cleaning purposes, or for fire damper breakaway installations.

### PERFORMANCE PROPERTIES:

Solids: 99.8%  
 Color: Off White  
 Density: 1.45 gm/cc ± .05  
 Flash Point: 400 °F - Penske Martens CC (ASTM E-134)  
 Shelf And Service Life: 20 Years minimum  
 Service Temperature: -65 °F to 220 °F  
 Oil Migration: None (applied to galvanized steel and subjected to a temperature of 158 °F for one week)  
 Flexibility: No cracks when bent around a 1/4" mandrel after being subjected to 3 wks at 75 °F, 24 wks at -40 °F and 3 wks at 158 °F  
 Adhesion: Excellent to most non-porous surfaces  
 Specifications: MIL-C 0 18969 B, Type 2, Class B  
 Elongation (%min): Over 300%  
 UL 723 (ASTM E-84-84)  
 Test Data: Flame Spread: 0  
 Smoke Developed: 5  
 VOC Content: 0 g/L Meets LEED® E.Q. 4.1

### PERFORMANCE PROPERTIES:

Color: Black  
 Density: (p.c.f.) average 4-8  
 Water absorption by wt. (max): 5%  
 Compression deflection (p.s.i.): 2-5  
 Temp range  
     Low (Flex without cracking): -40 °F  
     High continuous: 200 °F  
     High intermittent: 250 °F  
 UL 94 HF-1-Passes

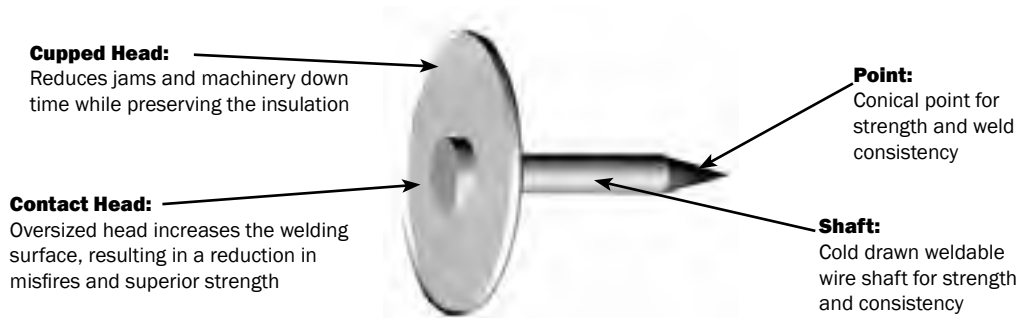
### ORDERING INFORMATION

PART #	PACKAGING
NEO 5/16 X 3/4 (RECOMMENDED FOR SPIRALMATE & ECONOFLANGE ROUND & OVAL)	(15) 50 ft/rolls 750 ft/case @ 15 lbs/case
NEO 5/16 X 1 (Used with DM45)	(20) 50 ft/rolls 1000 ft/case @ 23 lbs/case
VM GASKET-L 5/16 X 1 1/4	(16) 50 ft rolls 800 ft/case @ 21 lbs/case

### ORDERING INFORMATION

PART #	PACKAGING
440 3/16 X 5/8	(20) 25 ft/rolls 500 ft/case @ 45 lbs/case
440 3/16 X 1 (used w/ DM45)	(16) 25 ft/rolls 400 ft/case @ 53 lbs/case

# WELD PINS



## FEATURES

- Can be used with multi-head, automatic-feed, single-head, dual-head and portable systems
- Cupped head prevents liner tears
- Conical point for strength and weld consistency.
- Superior strength
- Unmatched product consistency
- Superior design helps reduce misfires
- Cupped head reduces jams and down time
- Available in a variety of sizes and packaging
- Conical point reduces welding time
- Designed to provide complete sheet to pin fusion
- All Ductmate pins are electroplate galvanized
- All pins are 10 gauge
- Manufactured in the USA

## DESCRIPTION

Ductmate Weld Pins are used to permanently secure insulation to the inside of sheet metal ductwork. Ductmate Weld Pins are designed to work with all the standard resistance welding equipment.

## RECOMMENDATIONS

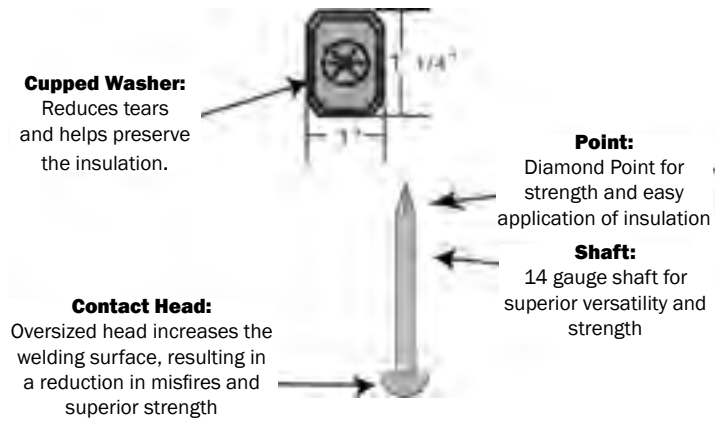
All equipment should be well maintained and operated within the machines's specifications. The first time Ductmate weld pins are used on a new machine, it is recommended that the user examine the first fifty welds for contact and strength. Adjustments may need to be made to the machine's electrical current before a satisfactory weld can be achieved.

Fastener Sz.	Recommended For
1/2"	1/2" Insulation - All Densities
3/4"	1" Insulation - 1 1/2 lb. Density
1"	1" Insulation - 3 lb. Density
1 1/8"	1" Insulation - 4-6 lb. Density
1 1/2"	1 1/2" Insulation - 1 1/2 lb. Density
2"	2" Insulation - 1 1/2 lb. Density

## PACKAGING & ORDERING INFORMATION

Part No.	Description	Qty.	Packaging
WP.5GA10C1	1/2" Weld Pin	1,000	Box
WP.5GA10C5	1/2" Weld Pin	5,000	Box
WP.5GA10P5	1/2" Weld Pin	5,000	5 Gal. Pail
WP.75GA10C1	3/4" Weld Pin	1,000	Box
WP.75GA10C5	3/4" Weld Pin	5,000	Box
WP.75GA10P5	3/4" Weld Pin	5,000	5 Gal. Pail
WP1GA10C1	1" Weld Pin	1,000	Box
WP1GA10C5	1" Weld Pin	5,000	Box
WP1GA10P5	1" Weld Pin	5,000	5 Gal. Pail
WP1.125GA10C1	1 1/8" Weld Pin	1,000	Box
WP1.125GA10C3	1 1/8" Weld Pin	3,000	Box
WP1.125GA10P3	1 1/8" Weld Pin	3,000	5 Gal. Pail
WP1.5GA10C1	1 1/2" Weld Pin	1,000	Box
WP1.5GA10C3	1 1/2" Weld Pin	3,000	Box
WP1.5GA10P3	1 1/2" Weld Pin	3,000	5 Gal. Pail
WP2GA10C1	2" Weld Pin	1,000	Box
WP2GA10C3	2" Weld Pin	3,000	Box
WP2GA10P3	2" Weld Pin	3,000	5 Gal. Pail

# SPOTTER PINS



Ductmate spotter Pins are used to permanently secure insulation to the inside of sheet metal ductwork. Ductmate Spotter Pins are designed to work with all the standard resistance welding equipment.

- Nail is manufactured from 14 gauge for excellent strength
- Nail is manufactured with a diamond point for easy application of insulation
- Strong and consistent washers sold separately
- Washer is cupped to reduce tears in insulation
- Washer is constructed from 28 gauge for ease of application
- Available in a variety of lengths
- Galvanized coating is standard for corrosion resistance
- Manufactured in the USA

## PACKAGING & ORDERING INFORMATION

Part No.	Description	Packaging
SWP.75GA15M	.75" Spotter Pin	15,000 / Box
SWP1.25GA1M	1.25" Spotter Pin	1,000 / Box
SWP1.5GA1M	1.5" Spotter Pin	1,000 / Box
SWP1.5GA15M	1.5" Spotter Pin	15,000 / Box
SWP2GA1M	2" Spotter Pin	1,000 / Box
SWP2GA15M	2" Spotter Pin	15,000 / Box
SWP2.5GA1M	2.5" Spotter Pin	1,000 / Box
SWP2.5GA15M	2.5" Spotter Pin	15,000 / Box
SWPS125GA	1" x 1 1/4" Washer	1,000 / Box



# HiTex™

## self-drilling fasteners



Part Number: WSDS31034

Box Quantity: 5000

- Recommended for all sheet metal applications
- High-hat hex head fits snugly into provided chuck
- Extra wide serrated washer reduces walking and stripping
- #10-16 screw
- Locking serrations
- #3 S-Type Point
- Complies with SAE-J78
- Chromate finish for corrosion resistance



**Features:**

- Lightweight - only 10.5 lbs
- Depth of drive adjustment
- 360° adjustable exhaust deflector
- Uses Smooth Wire-Collated Coil Nails
- Anti-Double fire mechanism
- Shock absorbing comfort rubber handle
- Belt clip

**Fastener Specifications:**

- Smooth Wire-Collated Coil Nails: 3/4"
- Shank Diameter: .100"
- Shank Type: Helical/Gripshank

**Ordering Information:**

- Part Number: RPF3000
- Pins Per Roll: 200
- Rolls Per Case: 15
- Pins Per Case: 3,000
- Pin Length: 3/4"



## PROscrew



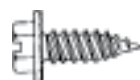
Hex Washer Self-Drilling

PART#	DESCRIPTION	PACKAGING
SDS21034C5K	10-16 3/4 #2 SELF DRILL SCREW	5,000/CARTON
SDS21034MB	10-16 3/4 #2 SELF DRILL SCREW	1,000/BOX
HEXBN38NY	3/8-16 X 1 NYLON HEX BOLT	SPECIAL ORDER
SDS2812M	8-18 1/2 #8 SELF DRILL SCREW	1,000/CASE



Hex Washer Self-Drilling

PART#	DESCRIPTION	PACKAGING
SDS31034MB	10-16 X 3/4 #3 SELF DRILL SCREW	1,000/BOX



Self-Piercing (Slotted hex Washer) with Serrations

PART#	DESCRIPTION	PACKAGING
SPS812MB	8-15 X 1/2 SELF PIERCING SCREW	1,000/BOX

# The Ductmate® Advantage



## **DUCTMATE SOLID TECHNICAL SUPPORT**

Whenever you have a difficult or critical HVAC project, Ductmate's professional support team is available to you. We can provide the kind of technical assistance that can give you a strong competitive edge when you're bidding, fabricating, and installing. For those unusual, challenging, or downright difficult projects, Ductmate's trained specialists can back up your personnel in several key areas.



## **ENGINEERING ASSISTANCE**

Our engineering department will work with you to design and engineer the best possible solution to those difficult or unusual systems. Whether you're dealing with high winds, snow loads, excessive pressures, specialty alloys, or critical air systems, we've dealt with virtually every difficult and unusual duct application you may encounter.



## **ASSEMBLY AND INSTALLATION TRAINING**

Using one of our connector systems for the first time? Have new or additional manpower for a project? Facing a "super tight" spec? Our technicians are available for comprehensive hands-on product training at both your shop and job-site upon request. We also offer detailed assembly and installation videos and manuals, all to help ensure that the system is installed correctly—right from the start!



## **TECHNICAL SUPPORT**

Answers to your questions or problems as they occur are only a phone call away. Our engineering and technical assistance department will back up their information with test results and technical data you need to solidify your position as the HVAC expert on-site. We are committed to providing you with the quality and service you expect and deserve when using any Ductmate product.

**FOR MORE INFORMATION OR TO ACCESS OUR SUPPORT TEAM, CALL  
1 - 800 - 245 - 3188 or visit us online at [www.ductmate.com](http://www.ductmate.com).**



**PolyArmor™**  
Polyester Duct Liner

**It's time to work smarter.**

**Work with the duct liner that won't break the bank – or your back.**

Working smarter starts with smarter materials – like Ductmate PolyArmor.™ This safe, soft, and strong polyester duct liner delivers exceptional performance in a thinner, lighter insulation that's easy to install. It works with water-based adhesives to keep your projects as clean and green as possible. Call for a sample to see how working with PolyArmor is one of the smartest decisions you can make.

Scan the code for more info on PolyArmor or visit <http://qrs.ly/l23ppui>



**D DUCTMATE.**  
Green Products ductmate.com





# One Source. Infinite Solutions.

## Sealants & Adhesives



High quality commercial-grade line up.  
Meet the most stringent building codes.  
LEED® compliant water-based and solvent based products.  
Exceptional performance for indoor and outdoor applications.  
Resistant to water, UV, mold, and mildew.

## PolyArmor™ Duct Liner



Industry Leading R Values.  
High Noise Reduction Coefficient (NRC) value.  
Smooth and extremely durable facing.  
Made of soft user friendly and hypoallergenic polyester.  
Engineered for application with water-based adhesives.  
Light saving alternative to elastomeric duct liners.  
Made of 25% recycled content.  
Mildew and mold resistant.  
Light weight design with excellent rebound.

## Fire Dampers & CRDs



Most orders ship within 24 hours.  
Engineered and manufactured for superior quality and consistency.  
Available in boots, sleeves, or register boxes.  
Meets UL, ARI, and MEA requirements.  
Union made in the USA by Aire Technologies, Inc. A DMI Company.



Aire Technologies, Inc.

## GreenSeam® + Pipe And Fittings



Union made in the USA.  
Factory sealed pipe and fittings.  
Dampened fittings feature Ductmate's proprietary low-leakage hardware.  
HETOs are now available with the tough 3/8" solid rod damper option.



**DUCTMATE**  
Industries, Inc.

For more information about our complete line of products and services, call or visit us online.  
1-800-245-3188 | [www.ductmate.com](http://www.ductmate.com)