



G2 Sensor Flushometer

G2 8186-0.5-CP

Product description

0.5 gpf, Polished Chrome Finish, Fixture Connection Top Spud, Single Flush, Battery, G2 Exposed Sensor Urinal Flushometer.

Compliances & Certifications







(ADA Compliant, BAA Compliant, BABAA Compliant, BREEAM Materials Credit, BREEAM Water Credit, cUPC Green Certified, EPD, Green Globes Credit, Green Globes Water, HPD, IAPMO, LEED Credit, LEED HPD, LEED Water, Satisfies LEED Credits, EPA WaterSense Listed)

Code 3250424

Finish

-  Polished Chrome (CP)

Downloads

-  [G2 and ECOS Single Flush Optima Plus Valve Installation Instructions duplicate.pdf](#)
-  [G2 Repair and Maintenance Guide.pdf](#)
-  [Control Stop Repair and Maintenance Guide.pdf](#)
-  [Additional Downloads](#)

Videos

-  [PVD Special Finishes](#)

Details

- Flush Volume: 0.5 gpf (1.9 lpf)
- Finish: Polished Chrome (CP)
- Power Type: Battery
- Valve: Diaphragm
- Valve Body Material: Semi-red Brass
- Fixture Type: Urinal
- Fixture Connection: Top Spud
- Rough-in Dimension: 11.5" (292mm)
- Spud Coupling: 0.75" (19mm)
- Supply Pipe: 0.75" (19mm)

Features

- ADA-compliant flushometer automatically operates by means of an infrared sensor with multiple-focused, lobular sensing fields for high and low target detection
- Fixed metering bypass and no external volume adjustment to ensure water conservation
- Adjustable tailpiece to accommodate different height requirements
- High copper, low zinc brass castings for dezincification resistance
- Available in 0.5 gpf/1.9 Lpf, low consumption (1.0 gpf/3.8 Lpf), water saver (1.5 gpf/5.7 Lpf), and conventional (3.5 gpf/13.2 Lpf) models
- Valve body, Cover, Tailpiece and Control Stop shall be in compliance with ASTM Alloy Classification for Semi-Red Brass
- Valve shall be in compliance to the applicable sections of ASSE 1037

Recommended specifications

Valve Body, Cover, Tailpiece and Control Stop shall be in conformance with ASTM Alloy Classification for Semi-Red Brass. Valve shall be in compliance with the applicable sections of ASSE 1037 and ANSI/ASME 112.19.2.

Electrical specifications

Valve Operating Pressure (Flowing)

15-80 psi (103 - 552 kPa). Specific fixtures may require greater minimum flowing pressure - consult manufacturer requirements.

Battery Specifications

Usage	4- AA Battery Service* Life			
	14.5 yrs	12 yrs	7.2 yrs	6 yrs
per month	500	1,000	3,000	4,000
per day	25	50	150	200

* Service life varies according to actual usage & restroom conditions
 Battery shelf life: Alkaline= ~10 years - Lithium= ~25 years

Warranty

[View Warranty Information](#)

Notes

All information contained within this document subject to change without notice.

Looking for other variations of the G2 8186 product? [View the general spec sheet with all options.](#)

[Find a compatible urinal](#) for this flushometer.

[Find a compatible water closet](#) for this flushometer.

WaterSense compliant when used with a 0.5 gpf (1.9 lpf) WaterSense fixture.

