



Memoirs®

5.5' Bath

K-1169



Features

- Center drain.
- Integral lumbar support.
- Coordinates with other products in the Memoirs collection.
- 66" (1676 mm) x 42" (1067 mm) x 22" (559 mm)

Material

- Acrylic

Installation

- Drop-in

Recommended Accessories

- K- 1491 Bath/Whirlpool Pillow
- K- 1601 Bath/Whirlpool Footstop
- K- 7161-AF Bath Drain
- K- 7213 27" Cable Bath Drain
- K- 7214 27" Cable Bath Drain
- K- 24916 Wireless Music Kit



Codes/Standards

CSA B45.5/IAPMO Z124

ASTM E162

ASTM E662






Greenguard UL 2818 - Gold

KOHLER® One-Year Limited Warranty

See website for detailed warranty information.

Available Color/Finishes

Color tiles intended for reference only.

Color	Code	Description
	0	White
	96	Biscuit
	47	Almond
	NY	Dune
	G9	Sandbar

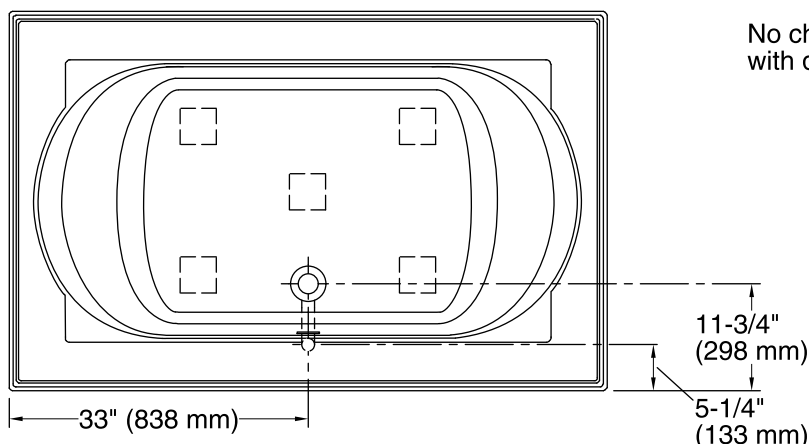
USA/Canada: 1-800-4KOHLER (1-800-456-4537)

Kohler Co. reserves the right to make revisions without notice to product specifications.

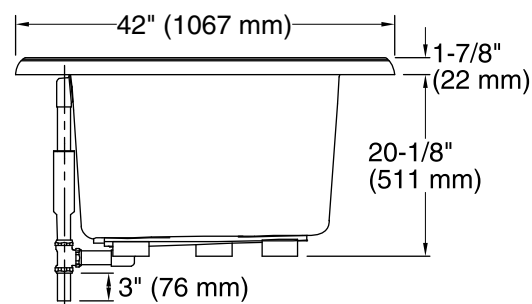
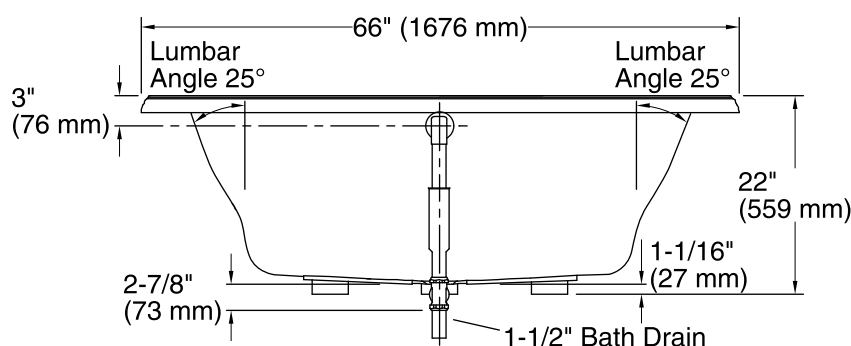
For the most current Specification Sheet, go to www.kohler.com.

3-27-2016 05:41

THE BOLD LOOK
OF **KOHLER®**



No change in measurements if connected with drain illustrated. (K-7161-AF)



Technical Information

All product dimensions are nominal.

Installation:	Drop-in
Drain location:	Center rear
Basin area, bottom:	42" x 27" (1067 mm x 686 mm)
Basin area, top:	54" x 30" (1372 mm x 762 mm)
Weight:	80 lbs (36.3 kg)
Minimum floor load:	40 lbs/ft ² (195.3 kg/m ²)
Water depth:	16" (406 mm)
Water capacity:	81 gal (306.6 L)
Cutout:	Drop-in, 64-1/2" x 40-1/2" (1638 mm x 1029 mm)
Minimum flat for door:	4-1/4" (108 mm)

Notes

Measure your actual product for rough-in details.

Install this product according to the installation instructions.

The hot water supply should be 70% of the capacity of the bath or greater. Installations will vary.

If installing a rim-mount faucet, make sure there is no interference with drain overflow before drilling any holes. Consult local and national codes for minimum air gap requirements if installing a spout on the faucet deck.