

## ONLY ONE COMPANY MAKES 10" & 15" INJECTION MOLDED GASKETED SEWER FITTINGS



Multi Fittings is the only manufacturer to offer gasketed 12" and 15" SDR 35 molded sewer fittings in a range of wyes, tees and elbows.

Ideal for wastewater and stormwater applications, as well as the conveyance of industrial wastes, our large diameter molded sewer fittings are designed to exceed all applicable standards and are built to withstand higher impact forces, higher loads and survive the roughest jobsite handling. The impact strength of our sewer fittings exceed the requirements of ASTM F1336 by at least 25%.

For over 50 years, Multi Fittings has been an industry leader in offering the most comprehensively engineered and tested fittings for plastic pipe in North America.

Multi Fittings produces the widest range of injection molded fittings for pressurized watermains and sewer forcemains, gravity flow sewers and drain, waste and vent applications.

### TRENCH TOUGH PLUS™

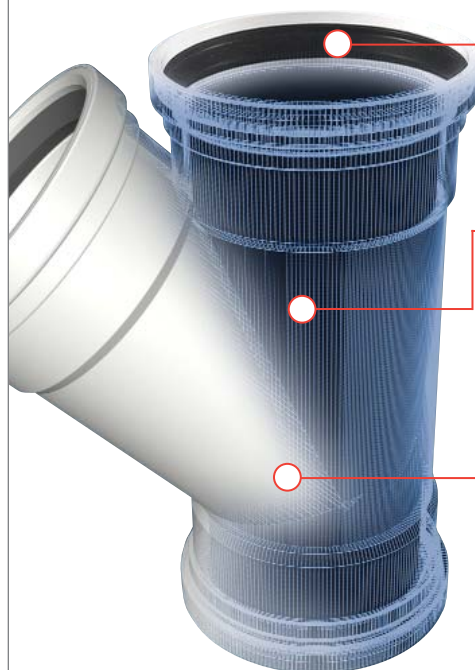
#### SIZES

4" & 15"



#### MULTI FITTINGS

Telephone: 519 681-2140  
Toll Free: 800 265-1815  
Fax: 519 681-2156



#### Locked-in Gasket Design

Makes assembling the joints easy, requiring less brute force in the trench, while ensuring leak-proof reliability in the ground.

#### Advanced Material Formulation

Leading crush-resistance, yet our fittings can flex to accommodate the extreme loads that cause rigid fittings to fail.

#### Structural Reinforcements

Reinforced at key intersecting locations where it's needed for added strength without losing flexibility.

*more information on back* ▶

## FEATURES & BENEFITS

### Easy to Install

Lightweight and easy to handle; with the patented Trench Tough Plus locked-in gasket design.

### Joint Strength

Manufactured to allow for a high degree of joint deflection, reducing the risks caused by soil settlement or shifting.

### Structural Strength

Leads the industry in crush-resistance and able to handle extreme loads underground.

### Impact Strength

Designed to withstand the rigors of the job site, exceeding ASTM impact standards.



Telephone: 519 681-2140  
Toll Free: 800 265-1815  
Fax: 519 681-2156

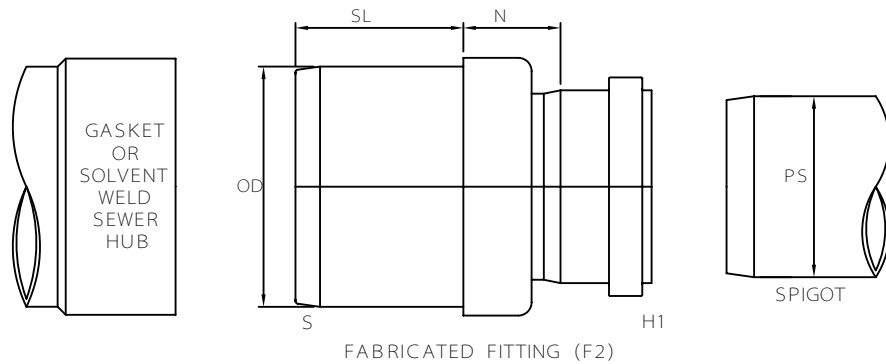
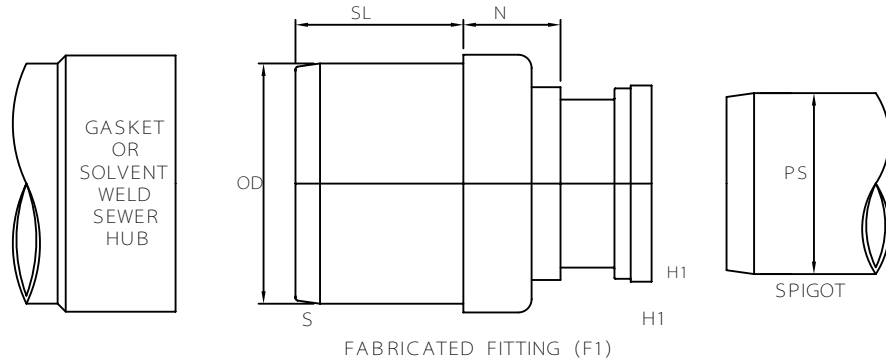


MULTI FITTINGS

# LAYING LENGTH

ISSUE DATE: OCT 30/17  
SUPERCEDES: SEPT 14/07

## EXTENDED BUSHING (SxG)



	SIZE SxH1	PART NUMBER	N REF	SL REF	OD	PS SEWER
P	8x4	067508	-	-	8.400	4.215
F	8x6	067518	-	-	8.400	6.275
F	10x4	067519	-	-	10.500	4.215
F1 @	10x6	067520	5.000	8.000	10.500	6.275
F	12x4	067524	-	-	12.500	4.215
F1 @	12x6	067545	5.500	8.000	12.500	6.275
F1 @	12x8	067549	5.500	8.000	12.500	8.400
F1 @	15x4	067544	5.500	11.000	15.300	4.215
F1 @	15x6	067546	5.500	11.000	15.300	6.275
F1 @	15x8	067543	5.500	11.000	15.300	8.400
F1 @	15x12	067555	8.500	10.000	15.300	12.500
P	18x4	067556	-	-	18.701	4.215
F1 @	18x6	067557	5.000	14.000	18.701	6.275
F1 @	18x8	067558	5.750	14.250	18.701	8.400
F2 @	18x10	067559	5.500	14.000	18.701	10.500
F2 @	18x12	067568	5.500	14.000	18.701	12.500

NOTE: @ Refer to Page HW5 for Hub Detail, Fabricated