

### Features

- Integral flange.
- Right drain.
- Integral lumbar support.
- Integral apron.
- 60" (1524 mm) x 30-1/4" (768 mm) x 14" (356 mm)

### Material

- Cast iron with Safeguard® finish.

### Installation

- Alcove

### Recommended Accessories

- K- 1491 Bath/Whirlpool Pillow
- K- 1601 Bath/Whirlpool Footstop
- K- 7213 27" Cable Bath Drain
- K- 7214 27" Cable Bath Drain



**ADA** **CSA B651** **OBC**

### Codes/Standards




ASME A112.19.1/CSA B45.2  
ADA  
ICC/ANSI A117.1  
CSA B651  
OBC

### KOHLER® Lifetime Limited Warranty for Cast Iron Components

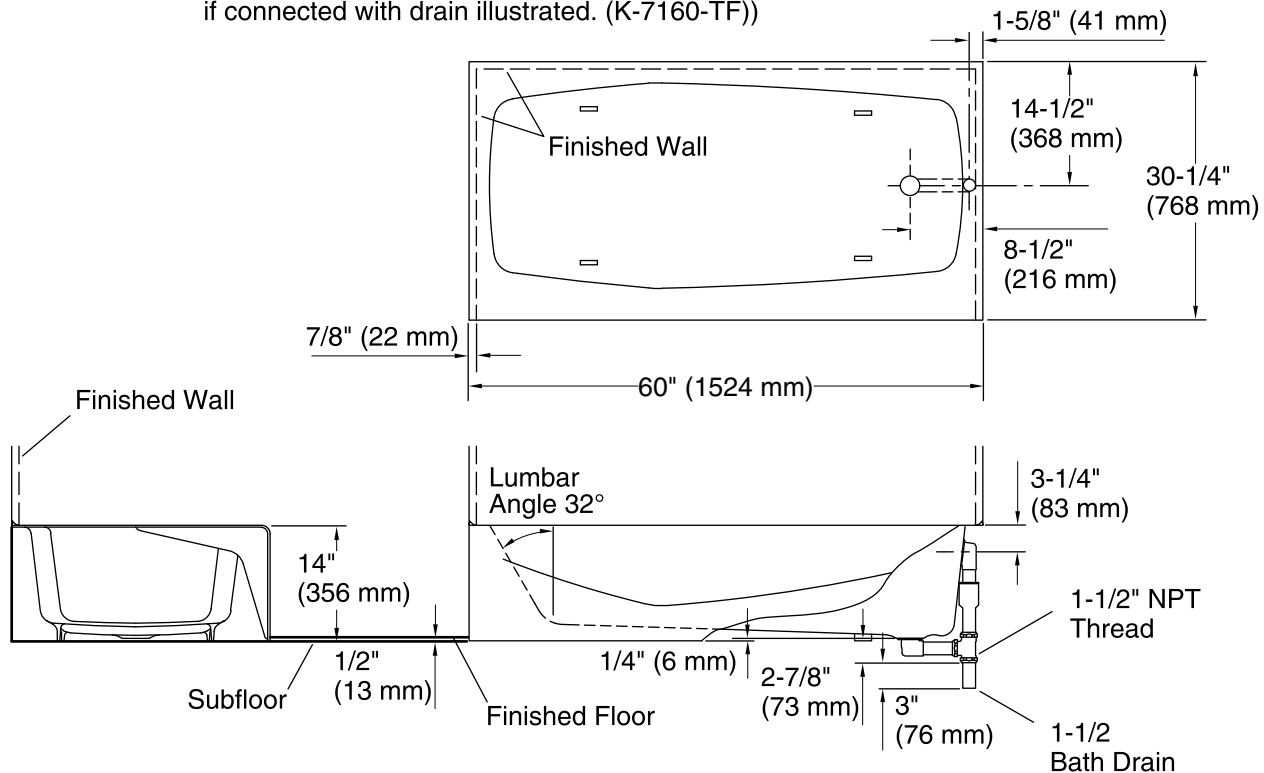
See website for detailed warranty information.

### Available Color/Finishes

*Color tiles intended for reference only.*

Color	Code	Description
	0	White
	96	Biscuit
	47	Almond

No change in measurements  
if connected with drain illustrated. (K-7160-TF)



## Technical Information

All product dimensions are nominal.

Installation:	3-Wall Alcove
Drain location:	Right
Basin area, bottom:	45" x 22" (1143 mm x 559 mm)
Basin area, top:	55" x 24" (1397 mm x 610 mm)
Weight:	316 lbs (143.3 kg)
Minimum floor load:	49 lbs/ft <sup>2</sup> (239.2 kg/m <sup>2</sup> )
Water depth:	8-5/8" (219 mm)
Water capacity:	33 gal (124.9 L)

## Notes

Measure your actual product for rough-in details.

Install this product according to the installation instructions.

The hot water supply should be 70% of the capacity of the bath or greater. Installations will vary.

ADA, OBC, CSA B651 compliant when installed to the specific requirements of these regulations.