

ESD-200
ESD-250

► **Description**

Sensor Activated Electronic Soap Dispenser.

► **Models**

- ESD-200 Plug-in Adaptor Powered
- ESD-250 Battery Powered

► **Specifications**

Sensor Activated, Electronic, Chrome Plated Cast Brass Spout, Soap Dispenser with the following features:

- Modular One-piece Construction
- Active Infrared Sensor
- 120 VAC Plug-in Adaptor (Model ESD-200)
- Four (4) D-size Alkaline Batteries included (Model ESD-250)
- Low Battery Indicator (Model ESD-250)
- Mounting Hardware included
- Low Soap Level Indicator
- Easy Loading Disposable Soap Refills
- New Pump and Delivery Tube with each Refill

Unit supplied with one 800 ml. Container of Lotion Soap.

► **Electrical Specifications**

- ESD-200 — 120 VAC/6 VDC Plug-in Adaptor
- ESD-250 — Four (4) D-size alkaline batteries

► **Special Finishes**

- PB** Polished Brass (PVD Finish)
- BN** Brushed Nickel (PVD Finish)
- SF** Satin Chrome

► **Soap Refill Cartridges Available**

- ESD-217 — 800 ml. bottle of Lotion Soap
- ESD-232 — 1600 ml. bottle of Lotion Soap
- ESD-231 — 800 ml. bottle of Anti-bacterial Soap
- ESD-233 — 1600 ml. bottle of Anti-bacterial Soap

► **Warranty**

3 year (limited)



Benefits

- "Touch-free" operation improves hand washing hygiene
- Encourages hand washing for improved sanitary protection
- Economical pre-measured soap dispensing saves soap and money
- Soap refill cartridge is easy to replace and provides a new mechanism and soap path with every replacement
- Flashing "red" light indicates soap replacement required for continuous soap dispensing
- Flashing "yellow" light indicates low battery, promotes continuous operation (Model ESD-250)
- Three-year Warranty (limited)
- Eliminates "untidy and clumsy" refillable containers

This space for Architect/Engineer approval

Job Name _____ Date _____

Model Specified _____ Quantity _____

Variations Specified _____

Customer/Wholesaler _____

Contractor _____

Architect _____

ESD-200 ESD-250

► Description

Sensor Activated Electronic Soap Dispenser.

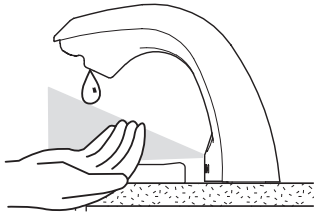
► Models

- ESD-200 Plug-in Adaptor Powered
- ESD-250 Battery Powered

OPERATION

As the user's hands enter the beam's effective range, the beam is reflected back into the sensor receiver and activates the solenoid valve allowing a single soap application to flow from the spout.

- Flashing "red" light in the sensor window indicates low refill
- Flashing "yellow" light in the sensor window indicates low battery (Model ESD-250)



SOAP REPLACEMENT

When the soap bottle is empty, a new bottle must be used. The bottle furnished with the unit is not designed to be refilled. Altering the bottle and refilling it with soap will void the warranty of the product.

To order Replacement Soap Cartridges:

1-866-700-CLEAN (1-866-700-2532)

Or go to our website: www.optimasoap.com

Refills are also available through your local plumbing or janitorial supply distributor.

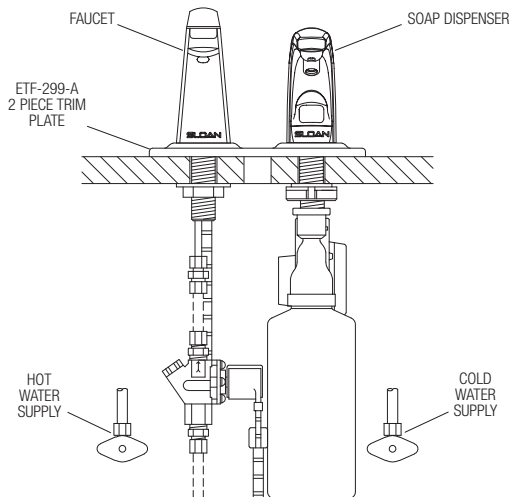
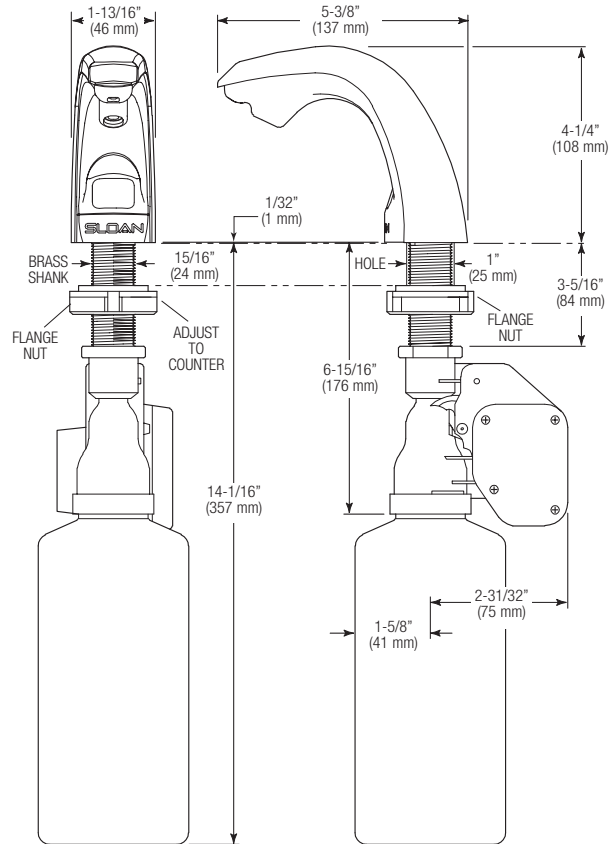
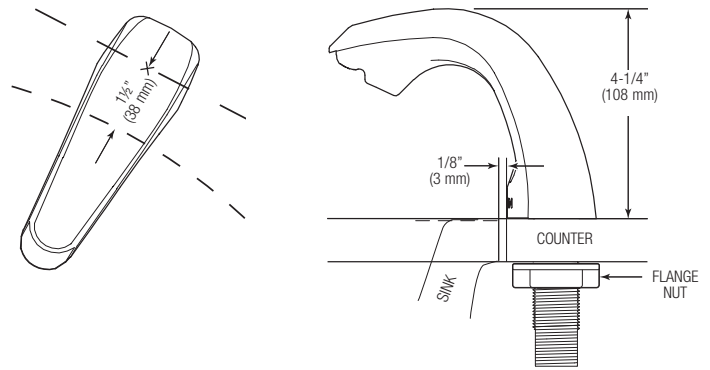
Soap Refill Cartridges Available

- ESD-217 — 800 ml. bottle of Lotion Soap
- ESD-232 — 1600 ml. bottle of Lotion Soap
- ESD-231 — 800 ml. bottle of Anti-bacterial Soap
- ESD-233 — 1600 ml. bottle of Anti-bacterial Soap

Can also be replaced with TC® OneShot® Soap Bottles listed below.

Description	Sloan® Part No.	TC® OneShot® Stock No.
800 ml. bottle of Lotion Soap	ESD-217	401311
1600 ml. bottle of Lotion Soap	ESD-232	401541
800 ml. bottle of Anti-bacterial Soap	ESD-231	401312
1600 ml. bottle of Anti-bacterial Soap	ESD-233	401542

Models ESD-20080 and ESD-25085 Soap Dispenser and Faucet Combination



SLOAN VALVE COMPANY • 10500 SEYMOUR AVENUE • FRANKLIN PARK, IL 60131

Phone: 1-800-9-VALVE-9 or 1-847-671-4300 • Fax: 1-800-447-8329 or 1-847-671-4380 • www.sloanvalve.com