

CTF-6060 corner bathtub

Model number:	141096
---------------	--------

Dimensions:	59" x 59" x 22"	Installation:	Corner	Material:	AcryIX™
-------------	-----------------	---------------	--------	-----------	---------







Standard Features:
<ul style="list-style-type: none">• Symmetrical backrests with lumbar supports• Armrests• Deck for faucet• Integrated tiling flange & seat• 19 3/4 inch deep sump• Bottom bathing well: 46 1/4 inch L x 27 1/4 inch W• Textured floor
Product characteristics:
<ul style="list-style-type: none">• Integrated Armrest• Integrated Seat• Integrated Tiling Flange
Systems:
<ul style="list-style-type: none">∞ Bodywrapψψ Homestead
Warranty:
Lifetime limited

Standard colors:

	White (002)		Bone (004)		Biscuit (007)
--	-------------	---	------------	---	---------------

Certifications

MAAX products adhere to one or more of the following certifications:



Options (Visit our website for a complete list of our options)

No	Description
<input type="checkbox"/> OPT 10172	In-line heater (factory-installed)
<input type="checkbox"/> OPT 10174	Pump position opposite standard position
<input type="checkbox"/> OPT 20209	Trim Kit for Bodywrap whirlpool system

CTF-6060 corner bathtub

Model number:

141096

Dimensions: 59" x 59" x 22"

Installation: Corner

Material: AcrylX™

Dimensions:

59 x 59 x 21 1/2 in.
(1499 x 1499 x 546 mm)

Water capacity:

106 gallons - 400 liters

Weight:

98 lbs - 44.45 kg

Bathing well:

46 1/4 X 27 1/4 in.
(1175 X 692 mm)

Deep sump height:

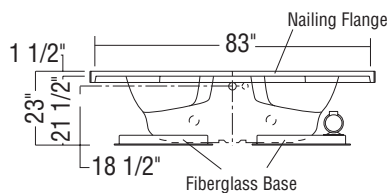
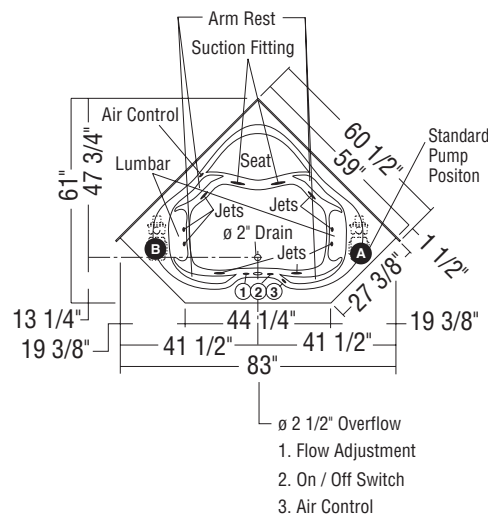
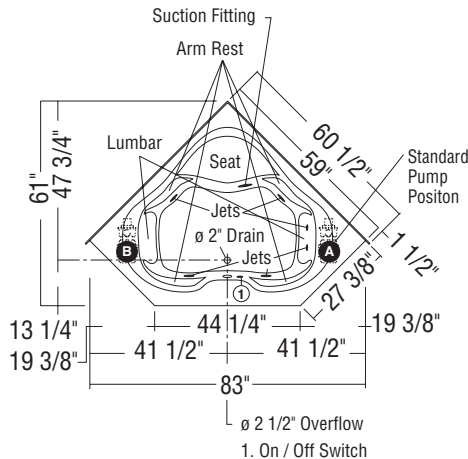
19 3/4 in. - 502 mm

Deck width:

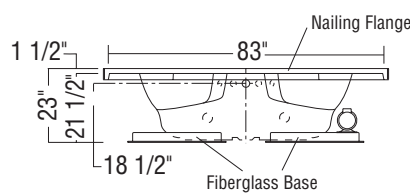
7 in. - 178 mm

Drain location:

Center



6-jet Homestead Collection CTF-6060
HMS (illustrated)



8-jet Bodywrap System CTF-6060
BWS (illustrated)

All dimensions are approximate. Structure measurements must be verified against the unit to ensure proper fit.

Project:

Contractor:

Representative:

Date:

Tel:

Notes: