




SKU
SP-B110-QD

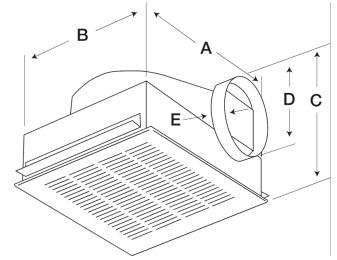
Job Name:
Mark:
Submitted By:
Date: 06/17/2019

Bathroom Exhaust Fan, Low Profile, Model SP-B110, 115V, 1Ph, 50-133 CFM



Low profile bathroom exhaust fan, Model SP-B features a forward-curved wheel for low sound and high efficiency. Units are ideal for residential, multi-family or hotel applications.

- Compact size for height restricted areas
- Round standard outlet for quick, easy connections
- Integral damper prevents unwanted backdrafts
- Speed controllable
- Designer grille included

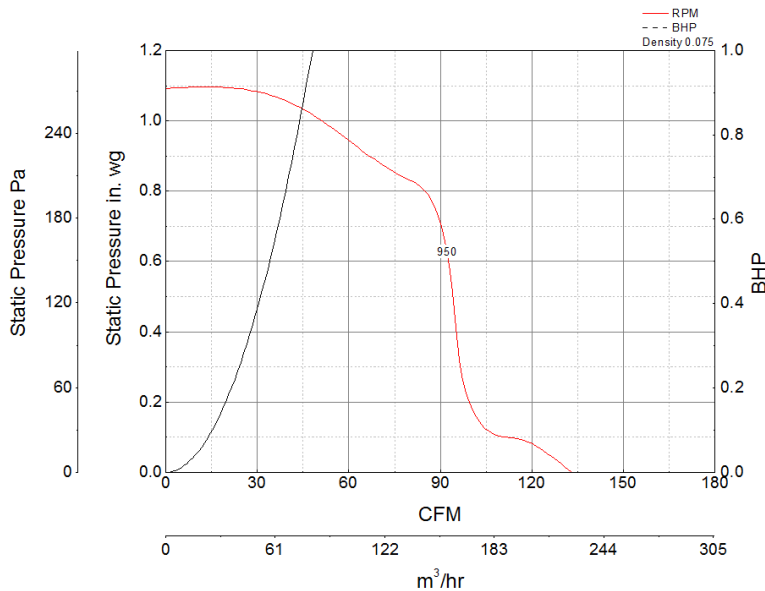


| A | B | C | D | E |
|-----------|---------|------|------|---------|
| 13.875 in | 11.5 in | 7 in | 6 in | 1.25 in |

Certifications

AMCA Air & Sound
UL/cUL 507

Performance Characteristics



Construction Features

| | |
|--------------------|---------------------------------------|
| Drive Type | Direct Drive |
| Impeller Type | Centrifugal Wheel |
| Impeller Material | Polypropylene |
| Housing Material | Galvanized Steel |
| Includes | Backdraft damper Mounting brackets |
| Certifications | AMCA Air & Sound UL/cUL 507 |
| Speed Controllable | Yes |

Motor Information

| | |
|--------------------|------|
| Service Factor | 1 |
| Phase | 1 |
| Voltage | 115 |
| Hertz | 60 |
| RPM | 950 |
| Motor Insulation | B |
| Thermal Protection | Auto |
| Nominal Efficiency | 12 |
| Watts | 8 |

Air and Sound Performance

| Watts | Max Fan RPM | Min Fan RPM | Ps (in. wg) | 0 | 0.125 | 0.25 | 0.375 | 0.5 | 0.625 | 0.75 | 0.875 | 1 |
|-------|-------------|-------------|-------------|-----|-------|------|-------|-----|-------|------|-------|-----|
| 80.2 | 950 | 760 | CFM | 133 | 110 | 97 | 95 | 94 | 91 | 85 | 72 | 50 |
| | | | Sones | 1.5 | 1.5 | 2 | 2 | 2 | 3 | 3.5 | 4 | 4.5 |