




Mueller Gas Products


Distributed by: Mountain States Pipe and Supply
Colorado Springs, Colorado 80903
1-800-777-7173



Mueller H17650 –H17656

- ▶▶ No Blo® Service Stop Tee
- ▶▶ Weld x Weld
- ▶▶ 250 PSI

- ❑ COMPLETION CAP – is available in Cast Iron or steel and makes a secondary seal.
- ❑ MUELLER NO-BLO SERVICE STOP TEES – can be identified by the “V” on top of the completion cap.
- ❑ STEM – makes metal to metal seat in fully open and fully closed positions
- ❑ BODY – is machined from solid steel forging for strength.
- ❑ MAXIMUM WORKING PRESSURE – is 250 psig for tees with Cast Iron caps and 1440 psig for tees with steel caps. Tees having compression connections are rated at 175 psig.
- ❑ STAINLESS STEEL – stem and bronze bushing have differential threads and for working pressure over 250 psig have an O-ring sealed stem and bushing.
- ❑ OUTLETS – are available in Weld, MIP, FIP and several styles of compression connections.
- ❑ INLET – available in Weld or MIP.



a record of leadership & innovation ...
Mueller Co. is the largest full-line supplier of flow control products used in distribution systems for municipal potable water and natural gas, and is ISO certified.

MUELLER® NO-BLO® FORGED STEEL SERVICE STOP TEE FEATURES




REV. 12-06

Mueller NO-BLO Service Stop Tees are used to make a main to service connection. These tees have a mechanism that can be used to shut off the flow of gas in the service line. The mechanism makes a metal-to-metal seat in both the fully open and fully closed position to assure positive sealing. This mechanism has differential threads which develop powerful seating forces.

An O-ring seal is provided between the stem and bushing for tees with maximum working pressures over 250 psig. These tees are available with weld or external (M.I.P.) thread inlets. Outlets include weld, external (M.I.P.) thread, internal (F.I.P.) thread and several styles of compression connections.

MUELLER NO-BLO Service Stop Tee Features

- ❑ COMPLETION CAP – is available in Cast Iron or steel and makes a secondary seal.
- ❑ STEM – makes metal to metal seat in fully open and fully closed positions
- ❑ BODY – is machined from solid steel forging for strength.
- ❑ STAINLESS STEEL – stem and bronze bushing have differential threads and for working pressure over 250 psig have an O-ring sealed stem and bushing.
- ❑ MUELLER NO-BLO SERVICE STOP TEES – can be identified by the “V” on top of the completion cap.
- ❑ MAXIMUM WORKING PRESSURE – is 250 psig for tees with Cast Iron caps and 1440 psig for tees with steel caps. Tees having compression connections are rated at 175 psig.
- ❑ OUTLETS – are available in Weld, MIP, FIP and several styles of compression connections.
- ❑ INLET – available in Weld or MIP.



- Catalog number – **H-17650**
- Sizes* – 1" x 1", 1-1/4" x 1-1/4", 1-1/4" x 2", 2" x 2"
- Forged Steel Body ASTM A105
- Cast Iron Completion Cap ASTM A126 CL.B
- Stainless Steel Stem and Bronze Bushing
- Weld inlet
- Outlet prepared for butt weld same size as outlet and socket weld one size smaller than outlet
- 250** psig (1724 kPa)



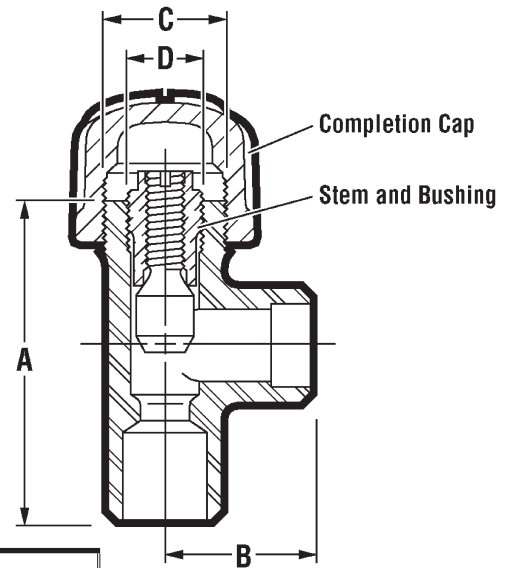
H-17650

How to select equipment

- 1) Find chart on following pages containing desired combination of fitting and installation machine (shown in bold type at top of each page and chart). Note: for a given fitting there may be more than one machine and chart.
- 2) Under inlet size of fitting to be installed, select catalog number for type of control valve to be used. Options may include one or more of the following: H-10914 Bronze Gate Valve, H-17025 Control Chamber, H-10917 Slide Gate Valve, H-10918 Steel Ball Valve.
- 3) Under selected control valve, column lists equipment necessary for each operation on chosen size of fitting. Note: **MAOP** (Maximum Allowed Operating Pressure) provided for *each* operation must not be exceeded. MAOP may be different for each operation.

Dimensions

Dimensions	Size* of Service Stop Tee			
	1" x 1"	1-1/4" x 1-1/4"	1-1/4" x 2"	2" x 2"
A	4-1/8"	4-5/8"	4-3/4"	5-1/2"
B	1-7/8"	2"	3-3/8"	2-1/8"
C	1-1/4"	1-1/2"	1-1/2"	2"
D	3/4"	1"	1"	1-1/2"



Replacement Parts

Replacement Parts	Size* of Service Stop Tee			
	1" x 1"	1-1/4" x 1-1/4"	1-1/4" x 2"	2" x 2"
Completion Cap	501075	501076	501076	502001
Stem & Bushing	38191 & 38192	38418 & 38417	38418 & 38417	501999 & 502000

*First size is size of inlet, second is size of outlet.

**This is the maximum pressure of the fitting installed in the line at 100F for Class Locations 1, 2, 3 and 4 as defined in D.O.T./CFR TITLE 49 PART 192. It may be necessary to reduce the line pressure during the drilling, stopping or plugging operations to the maximum working pressure of the machine or its attachments. Refer to charts on following pages.

MUELLER® NO-BLO® SERVICE STOP TEE H-17650



E-5™/EH-5™ Machine

H-17650	1"	1"	1"	1-1/4"	1-1/4"	1-1/4"
Control Valve	H-10914 1-1/4"	H-17025	H-10918 1-1/4"	H-10914 1-1/2"	H-17025	H-10918 1-1/2"
Bushing	-	78830 1-1/4"	-	-	78831 1-1/2"	-
Installation						
Center Locating Punch	H-17615	H-17615	H-17615	H-17615	H-17615	H-17615
Test Cap	79160	79160	79160	79161	79161	79161
Completion Plug Wrench	96536	96536	96536	56680	56680	56680
Drilling						
MAOP*	125 psig	125 psig	250 psig	125 psig	125 psig	250 psig
Power Operator	H-604	H-604	H-604	H-604	H-604	H-604
Machine Adapter	36733	-	36733	78737	501609	78737
Drill	61982 5/8"	61982 5/8"	61982 5/8"	61990 7/8"	61990 7/8"	61990 7/8"
Drill Holder	61981	61981	61981	78736	78736	78736
Cutting Grease	88366	88366	88366	88366	88366	88366
Honing Stone	682560	682560	682560	682560	682560	682560
Inserting						
MAOP*	125 psig	125 psig	250 psig	125 psig	125 psig	250 psig
Machine Adapter	36733	-	36733	78737	501609	78737
EZ Release Inserting Tool	83261	83261	83261	83400	83400	83400
Extracting						
MAOP*	125 psig	125 psig	250 psig	125 psig	125 psig	250 psig
Machine Adapter	36733	-	36733	78737	501609	78737
Extracting Tool	80088	80088	80088	89061	89192	89061
Optional Tools						
Machine Adapter	36733	-	36733	78737	501609	78737
Reseating Reamer	72240	72240	72240	72241	72241	72241
Holder for Reamer	61981	61981	61981	78736	61993	78736

*Maximum Allowable Operating Pressure



MUELLER® NO-BLO® SERVICE STOP TEE H-17650

12-06

E-5™/EH-5™ Machine

H-17650	2"	2"	2"
Control Valve	H-10914 2"	H-10917 2"	H-10918 2"
Bushing	-	507781	-
Installation			
Test Cap	36811	36811	36811
Completion Plug Wrench	56680	56680	56680
Drilling			
MAOP*	125 psig	250 psig	250 psig
Power Operator	H-604	H-604	H-604
Machine Adapter	89348	89348	89348
Shell Cutter	78910 1-1/2"	78910 1-1/2"	78910 1-1/2"
Shell Cutter Holder	501738	501738	501738
Cutting Grease	88366	88366	88366
Honing Stone	682560	682560	682560
Inserting			
MAOP*	125 psig	250 psig	250 psig
Machine Adapter	89348	89348	89348
Inserting Tool	51222	51222	51222
Extracting			
MAOP*	125 psig	250 psig	250 psig
Machine Adapter	89348	89348	89348
Extracting Tool	89191	89191	89191
Optional Tools			
Machine Adapter	89348	89348	89348
Reseating Reamer	501754	501754	501754

*Maximum Allowable Operating Pressure

MUELLER® NO BLO® SERVICE STOP TEE H-17650



D-5™/DH-5™ Machine

H-17650	1"	1"	1-1/4"	1-1/4"
Control Valve	H-10914 1-1/4"	H-10918 1-1/4"	H-10914 1-1/2"	H-10918 1-1/2"
Installation				
Center Locating Punch	H-17615	H-17615	H-17615	H-17615
Test Cap	79160	79160	79161	79161
Completion Plug Wrench	96536	96536	90812	90812
Drilling				
MAOP*	125 psig	250 psig	125 psig	250 psig
Power Operator	H-604	H-604	H-604	H-604
Machine Adapter	36195	36195	36196	36196
Drill	61982 5/8"	61982 5/8"	61990 7/8"	61990 7/8"
Drill Holder	36998	36998	37032	37032
Cutting Grease	88366	88366	88366	88366
Honing Stone	682560	682560	682560	682560
Inserting				
MAOP*	125 psig	250 psig	125 psig	250 psig
Machine Adapter	36195	36195	36196	36196
Inserting Tool	33599	33599	83400	83400
Boring Bar Adapter	-	-	40438	40438
Extracting				
MAOP*	125 psig	250 psig	125 psig	250 psig
Machine Adapter	36195	36195	36196	36196
Extracting Tool	88286	88286	81499	81499
Optional Tools				
Machine Adapter	36195	36195	36196	36196
Reseating Reamer	72240	72240	72241	72241
Holder for Reamer	36998	36998	37032	37032

*Maximum Allowable Operating Pressure



MUELLER® NO-BLO® SERVICE STOP TEE

H-17650

12-06

D-5™/DH-5™ Machine

H-17650	2"	2"	2"
Control Valve	H-10914 2"	H-10917 2"	H-10918 2"
Bushing		507781	
Installation			
Test Cap	36811	36811	36811
Completion Plug Wrench	58196	58196	58196
Drilling			
MAOP*	125 psig	250 psig	250 psig
Machine Adapter	501996	501996	501996
Shell Cutter	78910 1-1/2"	78910 1-1/2"	78910 1-1/2"
Shell Cutter Holder	33316	33316	33316
Cutting Grease	88366	88366	88366
Honing Stone	682560	682560	682560
Inserting			
MAOP*	125 psig	250 psig	250 psig
Machine Adapter	501996	501996	501996
EZ Release Inserting Tool	89679	89679	89679
Boring Bar Adapter	40438	40438	40438
Extracting			
MAOP*	125 psig	250 psig	250 psig
Machine Adapter	501996	501996	501996
Extracting Tool	580602	580602	580602
Optional Tools			
Machine Adapter	36188	36188	36188
Reseating Reamer	501754	501754	501754
Holder for Reamer	33555	33555	33555

*Maximum Allowable Operating Pressure

MUELLER® NO-BLO® SERVICE STOP TEE

WELD x WELD - 1440 PSIG



REV. 12-06

- ❑ Catalog number – **H-17656**
- ❑ Sizes* – 1" x 1", 1-1/4" x 1-1/4", 2" x 2"
- ❑ Forged Steel Body and Completion Cap ASTM A105
- ❑ Stainless Steel Stem with O-ring Seal and Bronze Bushing
- ❑ Weld inlet
- ❑ Outlet prepared for butt weld same size as outlet and socket weld one size smaller than outlet
- ❑ 1440** psig (9930 kPa)



H-17656

How to select equipment

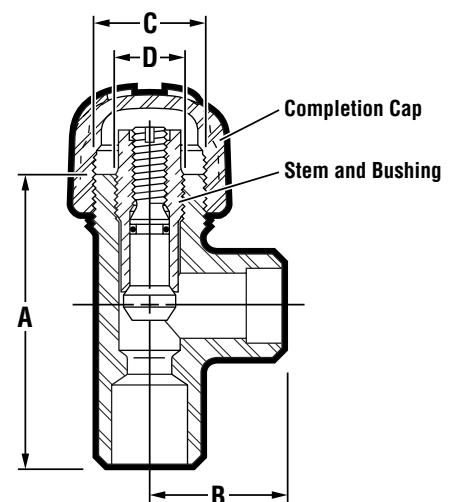
- 1) Find chart on following pages containing desired combination of fitting and installation machine (shown in bold type at top of each page and chart). Note: for a given fitting there may be more than one machine and chart.
- 2) Under inlet size of fitting to be installed, select catalog number for type of control valve to be used. Options may include one or more of the following: H-10914 Bronze Gate Valve, H-17025 Control Chamber, H-10917 Slide Gate Valve, H-10918 Steel Ball Valve.
- 3) Under selected control valve, column lists equipment necessary for each operation on chosen size of fitting. Note: **MAOP** (Maximum Allowed Operating Pressure) provided for *each* operation must not be exceeded. MAOP may be different for each operation.

Dimensions

Dimensions	Size* of Service Stop Tee		
	1" x 1"	1-1/4" x 1-1/4"	2" x 2"
A	4-1/8"	4-5/8"	5-1/2"
B	1-7/8"	2"	2-1/8"
C	1-1/4"	1-1/2"	2"
D	3/4"	1"	1-1/2"

Replacement Parts

Replacement Parts	Size* of Service Stop Tee		
	1" x 1"	1-1/4" x 1-1/4"	2" x 2"
Completion Cap	501070	501071	147226
Stem & Bushing	72235 & 72236	72237 & 72238	503620 & 503621
Stem O-ring	45421	72239	79344



*First size is size of inlet, second is size of outlet.

**This is the maximum pressure of the fitting installed in the line at 100F for Class Locations 1, 2, 3 and 4 as defined in D.O.T./CFR TITLE 49 PART 192. It may be necessary to reduce the line pressure during the drilling, stopping or plugging operations to the maximum working pressure of the machine or its attachments. Refer to charts on following pages.



MUELLER® NO-BLO® SERVICE STOP TEE

H-17656

12-06

E-5™/EH-5™ Machine

H-17656	1"	1"	1"	1-1/4"	1-1/4"	1-1/4"
Control Valve	H-10914 1-1/4"	H-17025	H-10918 1-1/4"	H-10914 1-1/2"	H-17025	H-10918 1-1/2"
Bushing		78830 1-1/4"	-	-	78831 1-1/2"	-
Installation						
Center Locating Punch	H-17615	H-17615	H-17615	H-17615	H-17615	H-17615
Test Cap	79160	79160	79160	79161	79161	79161
Completion Plug Wrench	96536	96536	96536	56680	56680	56680
Drilling						
MAOP*	125 psig	125 psig	E-5 = 500 psig EH-5 = 1200 psig	125 psig	125 psig	E-5 = 500 psig EH-5 = 1200 psig
Power Operator	H-604	H-604	H-604	H-604	H-604	H-604
Machine Adapter	36733	-	36733	78737	501609	78737
Drill	61982 5/8"	61982 5/8"	61982 5/8"	61990 7/8"	61990 7/8"	61990 7/8"
Drill Holder	61981	61981	61981	78736	78736	78736
Cutting Grease	88366	88366	88366	88366	88366	88366
Honing Stone	682560	682560	682560	682560	682560	682560
Inserting						
MAOP*	125 psig	125 psig	E-5 = 500 psig EH-5 = 1200 psig	125 psig	125 psig	E-5 = 500 psig EH-5 = 1200 psig
Machine Adapter	36733	-	36733	78737	501609	78737
EZ Release Inserting Tool	83261	83261	83261	83400	83400	83400
Extracting						
MAOP*	125 psig	125 psig	E-5 = 500 psig EH-5 = 1200 psig	125 psig	125 psig	E-5 = 500 psig EH-5 = 1200 psig
Machine Adapter	36733	-	36733	78737	501609	78737
Extracting Tool	80088	80088	80088	89061	89192	89061
Optional Tools						
Machine Adapter	36733	-	36733	78737	501609	78737
Reseating Reamer	72240	72240	72240	72241	72241	72241
Holder for Reamer	61981	61981	61981	78736	61993	78736

*Maximum Allowable Operating Pressure

MUELLER® NO-BLO® SERVICE STOP TEE H-17656



E-5™/EH-5™ Machine

H-17656	2"	2"	2"
Control Valve	H-10914 2"	H-10917 2"	H-10918 2"
Bushing	-	507781	-
Installation			
Test Cap	36811	36811	36811
Completion Plug Wrench	56680	56680	56680
Drilling			
MAOP*	125 psig	275 psig	E-5 = 500 psig EH-5 = 1200 psig
Power Operator	H-604	H-604	H-604
Machine Adapter	89348	89348	89348
Shell Cutter	78910 1-1/2"	78910 1-1/2"	78910 1-1/2"
Shell Cutter Holder	501738	501738	501738
Cutting Grease	88366	88366	88366
Honing Stone	682560	682560	682560
Inserting			
MAOP*	125 psig	275 psig	E-5 = 500 psig EH-5 = 1200 psig
Machine Adapter	89348	89348	89348
Inserting Tool	51222	51222	51222
Extracting			
MAOP*	125 psig	275 psig	E-5 = 500 psig EH-5 = 1200 psig
Machine Adapter	89348	89348	89348
Extracting Tool	89191	89191	89191
Optional Tools			
Machine Adapter	89348	89348	89348
Reseating Reamer	501754	501754	501754



MUELLER® NO BLO® SERVICE STOP TEE

H-17656

REV. 3-08 Shaded area indicates change

D-5™/DH-5™ Machine

H-17656	1"	1"	1-1/4"	1-1/4"
Control Valve	H-10914 1-1/4"	H-10918 1-1/4"	H-10914 1-1/2"	H-10918 1-1/2"
Installation				
Center Locating Punch	H-17615	H-17615	H-17615	H-17615
Test Cap	79160	79160	79161	79161
Completion Plug Wrench	96536	96536	90812	90812
Drilling				
MAOP*	125 psig	D-5 = 500 psig DH-5 = 1200 psig	125 psig	D-5 = 500 psig DH-5 = 1200 psig
Power Operator	H-604	H-604	H-604	H-604
Machine Adapter	36195	36195	36196	36196
Drill	61982 5/8"	61982 5/8"	61990 7/8"	61990 7/8"
Drill Holder	36998	36998	37032	37032
Cutting Grease	88366	88366	88366	88366
Honing Stone	682560	682560	682560	682560
Inserting				
MAOP*	125 psig	D-5 = 500 psig DH-5 = 1200 psig	125 psig	D-5 = 500 psig DH-5 = 1200 psig
Machine Adapter	36195	36195	36196	36196
EZ Release Inserting Tool	-	83621	-	-
Inserting Tool	33599	33599	83400	83400
Boring Bar Adapter	-	40438	40438	40438
Extracting				
MAOP*	125 psig	D-5 = 500 psig DH-5 = 1200 psig	125 psig	D-5 = 500 psig DH-5 = 1200 psig
Machine Adapter	36195	36195	36196	36196
Extracting Tool	88286	88286	81499	81499
Optional Tools				
Machine Adapter	36195	36195	36196	36196
Reseating Reamer	72240	72240	72241	72241
Holder for Reamer	36998	36998	37032	37032

*Maximum Allowable Operating Pressure

MUELLER® NO-BLO® SERVICE STOP TEE H-17656



D-5™/DH-5™ Machine

H-17656	2"	2"	2"
Control Valve	H-10914 2"	H-10917 2"	H-10918 2"
Bushing		507781	
Installation			
Test Cap	36811	36811	36811
Completion Plug Wrench	58196	58196	58196
Drilling			
MAOP*	125 psig	275 psig	D-5 = 500 psig DH-5 = 1200 psig
Machine Adapter	501996	501996	501996
Shell Cutter	78910 1-1/2"	78910 1-1/2"	78910 1-1/2"
Shell Cutter Holder	33316	33316	33316
Cutting Grease	88366	88366	88366
Honing Stone	682560	682560	682560
Inserting			
MAOP*	125 psig	275 psig	D-5 = 500 psig DH-5 = 1200 psig
Machine Adapter	501996	501996	501996
EZ Release Inserting Tool	89679	89679	89679
Boring Bar Adapter	40438	40438	40438
Extracting			
MAOP*	125 psig	275 psig	D-5 = 500 psig DH-5 = 1200 psig
Machine Adapter	501996	501996	501996
Extracting Tool	580602	580602	580602
Optional Tools			
Machine Adapter	36188	36188	36188
Reseating Reamer	501754	501754	501754
Holder for Reamer	33555	33555	33555

*Maximum Allowable Operating Pressure

FLOW DATA

Flow Data Through MUELLER® NO-BLO® Valve Tees

VALVE TEES

Catalog Number	Size (in Inches)	Equivalent Length Of Pipe▼ (in Feet)
H-17650 and H-17656	1	75
	1 x 1-1/4	320
	1-1/4	90
	1-1/4 x 1-1/2	175
	1-1/4 x 2	610
H-17660*	2 x 2	140
	1 x 3/4	20
	1	75
H-17670	1-1/4	75
	1 x 3/4	20
	1	80
H-17674	1-1/4	90
	1 x 3/4	20
	1	80
	1-1/4 x 1	20
H-17680*	1-1/4	90
	1 x 3/4	20
	1	80
	1-1/4	90
H-17681*	1-1/4	75
	1-1/4 x 1	20
	1 x 3/4	20
H-17697*	1/2 x 1/2	4
H-17700	1-1/4 x 1-1/2	175
	1-1/4 x 2	205
	2 x 2	140
	1-1/4	43
	1 x 1-1/4	268
	1	45

VALVE TEES

Catalog Number	Size (in Inches)	Equivalent Length Of Pipe▼ (in Feet)
H-17710*	1 x 3/4	10
	1	45
	1 x 1-1/4	268
	1-1/4	35
H-17712	1 x 3/4	20
	1	60
	1-1/4	35
	1-1/2 x 1-1/4	60
H-17720	1 x 3/4	20
	1	45
	1 x 1-1/4	268
	1-1/4	35
H-17724	1 x 3/4	3
	1	60
	1 x 1-1/4	268
	1 x 1-1/2	535
	1-1/4	35
	1-1/4 x 1-1/2	60
H-17725*	3/4	10
	1	30
H-17730	1 x 3/4	20
	1	60
	1-1/4	35
H-17750*	3/4	15
	3/4 x 1	50
H-17790*	1/2 x 3/4	30
	3/4	15
H-18101	1/2 x 1/2	22
	3/4 x 3/4	150
	3/4 x 1	500
H-18102	3/4	125

▼ Pressure loss through MUELLER NO-BLO valve tees using the maximum size drill is expressed by equivalent lengths of Schedule 40 steel pipe, the same nominal size as the outlet end of the tees, except on tees having outlets for copper pipe, in which case the lengths of pipe listed represents copper pipe of the same size as the outlet end of the tees.

* These Tees are no longer available - listed for historical reference.

The average values for the equivalent lengths of pipe were obtained from air test at 20, 30, 40, and 60 psig inlet pressures over a range of pressure drops from 2-1/2" to 30" water column.

The equivalent length of pipe for the 1/2" size tee has been obtained from an air test at 20, 30, 40, and 60 psig inlet pressures through a 5/16" diameter drilled hole in the main and over a range of pressure drops from 2-1/2" to 30" water column.