



R-1.1



REFLECTIX® SUBMITTAL SHEET



Features AT A GLANCE:

Foil is protected from lime in curing concrete

White poly shields foil from high alkaline content in soil

Reflectix reduces/eliminates ground water intrusion into the slab

WAREHOUSE LOCATIONS:

Markleville, IN

Phoenix, AZ

Greenville, SC

Needham, MA

Reflectix, Inc.
#1 School St. (PO Box 108)
Markleville, IN 46056
(800) 879-3645
Fax: (765) 533-2327

www.reflectixinc.com

CONCRETE SLAB INSULATION

The Reflectix® Concrete Slab Insulation is an innovative, easy to handle product that increases the energy efficiency of radiant floor and snow melt systems (under concrete). The foil, within the product, acts to spread out the heat signature of heating coils resulting in a more even floor/slab surface temperature.

PRODUCT DESCRIPTION

Reflectix® Concrete Slab Insulation consists of seven layers. The first layer of white poly is bonded to foil to protect from lime in curing concrete. Each outer layer is bonded to a tough layer of polyethylene for strength. Two inner layers of insulating bubbles resist conductive heat flow while a center layer of polyethylene gives Reflectix® high reliability and strength.

REFLECTIX® CONCRETE SLAB INSULATION PART NUMBERS AND STOCK SIZES

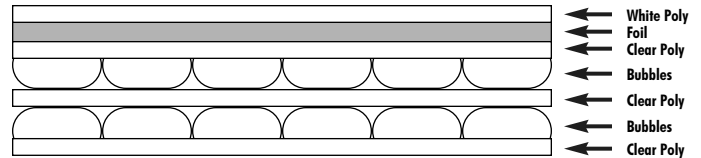
- DBWEF48125 (48"x 125')

APPLICATIONS

Used under concrete in radiant heating and snowmelt applications, this product coats foil with a white poly surface.

BENEFITS

- Non-toxic / non-carcinogenic
- Costs less to install
- Not affected by moisture or humidity
- Resists growth of fungi, mold and mildew
- Moisture barrier
- Fiber-free
- Lowers heating and cooling costs year-round
- Vapor / radon retarder
- Lightweight and clean
- Does not promote nesting of birds, insects or rodents
- Does not require protective clothing or respirators to install
- ISO 9001:2008 certified manufacturing location






Seven layers; white poly, foil, clear poly, bubbles, clear poly, bubbles and clear poly. Compression 6%.

Technical Data:

Temperature Range:	-60 degrees to +180 degrees F
Nominal Thickness:	5/16 inch (.312)
Weight:	1.25 oz./sq. ft.
Linear Shrinkage:	None
Water Vapor Transmission (ASTM E 96):	0.02 Perms
Puncture Resistance:	60 lb./in.
Mold and Mildew:	No Growth
Tensile Strength:	3.7 N/mm
Pliability:	No Cracking
Physical Properties - Compression:	6%

TESTING & CERTIFICATIONS

- Thermal Performance ASTM C518
- Fungus Resistance Mil-Std 810B Method 508
- Pliability Test
- Water Vapor Transmission ASTM E96
- Tensile Strength



MANUFACTURER'S SUGGESTED INSTALLATION INSTRUCTIONS

Note: Installation instructions and illustrated drawings are recommendations only, while proper local construction methods are the responsibility of the installer.

RADIANT FLOOR OVER AN EXISTING FLOOR

- Unroll the Reflectix® Concrete Slab Insulation over the existing floor prior to pouring the concrete (white poly side facing up). Cut product flush with the walls.
- Butt the seams of the product and seal with 3" wide poly tape. Note: Utilize a flat edge taping tool to assure good adhesion on all tape.
- Install Radiant Floor System per manufacturer's specifications.

RADIANT FLOOR IN A CONCRETE SLAB

- Unroll the Reflectix® Concrete Slab Insulation product over the base material prior to pouring the concrete (white poly side facing up).
- Butt the seams of the product and seal with 3" wide poly tape. Note: Utilize a flat edge taping tool to assure good adhesion on all tape.
- Install Radiant Floor System per manufacturer's specifications.

CONCRETE SLAB (SNOW MELT)

- Unroll the Reflectix® Concrete Slab Insulation product over the base material prior to pouring the concrete (white poly side facing up).
- Butt the seams of the product and seal with 3" wide poly tape. Note: Utilize a flat edge taping tool to assure good adhesion on all tape.
- Install Snow Melt System per manufacturer's specifications.

