


"QUALITY PUMPS SINCE 1939"



SECTION: 2.60.090

FM2193

0506

Supersedes

0505

Product information presented here reflects conditions at time of publication. Consult factory regarding discrepancies or inconsistencies.

MAIL TO: P.O. BOX 16347 • Louisville, KY 40256-0347
SHIP TO: 3649 Cane Run Road • Louisville, KY 40211-1961
(502) 778-2731 • 1 (800) 928-PUMP • FAX (502) 774-3624

visit our web site:
www.zoeller.com

THE "ZOELLER OIL SMART® SYSTEM"

FOR SUBMERSIBLE DEWATERING APPLICATIONS



APPLICATIONS:

Designed to help protect the environment and equipment from the dispersion of oil/hydrocarbons.

- Elevator Sumps
- Transformer Vaults
- Manufacturing Facilities

SYSTEMS:

- Choose from three model pumps.
- Includes pump, switch and alarm.

PUMP FEATURES:

- Pump is durable cast iron construction with powder coated epoxy finish and all stainless steel fittings.
- 115 V, single phase models.
- Non-clogging vortex impeller design. Engineered thermoplastic impeller on the 152 and 153 models. Cast iron impeller on the 57 model.
- 57 model passes 1/2" spherical solids.
- 152 and 153 models pass 3/4" spherical solids.
- 1-1/2" NPT Discharge.
- Automatic reset thermal overload protected.
- Tested to UL Standard UL778 and Certified to CSA Standard C22.2 No. 108.

OIL SMART® SWITCH AND ALARM FEATURES:

- Audible and Light alarms with Dry Contacts.
- Preset "on" and "off" points.
- Differentiates oil and water.
- Alert maintenance personnel of high water or oil detected conditions.
- 20 ft. piggyback electrical supply cord.
- 20 amp relay.
- NEMA 3R alarm enclosure.
- UL508 approved switch.

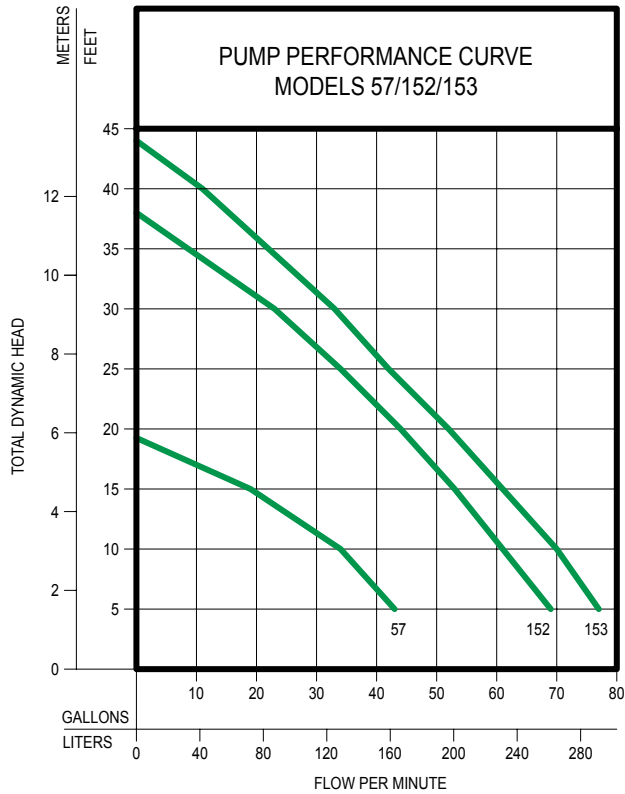


POWDER COATED TOUGH™

Model 940-0005 shown. Product may not be exactly as shown.

System	Pump	Voltage	HP
940-0005	N57	115 volt	3/10
940-0006	N152	115 volt	4/10
940-0007	N153	115 volt	1/2

Note: Other voltages and systems available. Contact factory for specifications.

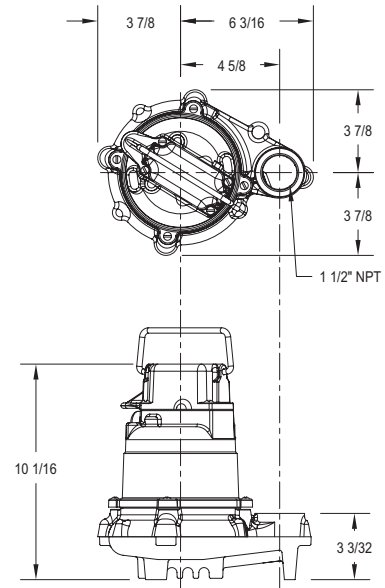


**TOTAL DYNAMIC HEAD/FLOW
PER MINUTE
EFFLUENT AND DEWATERING**

MODEL		57		152		153	
Feet	Meters	Gal.	Liters	Gal.	Liters	Gal.	Liters
5	1.5	43	163	69	261	77	291
10	3.0	34	129	61	231	70	265
15	4.6	19	72	53	201	61	231
20	6.1	--	--	44	167	52	197
25	7.6	--	--	34	129	42	159
30	9.1	--	--	23	87	33	125
35	10.7	--	--	--	--	22	83
40	12.2	--	--	--	--	11	42
Shut-off Head:		19.25 ft (5.9 m)		38 ft (11.6 m)		44 ft (13.4 m)	

016369

Model 57



SK1015

CONSULT FACTORY FOR SPECIAL APPLICATIONS

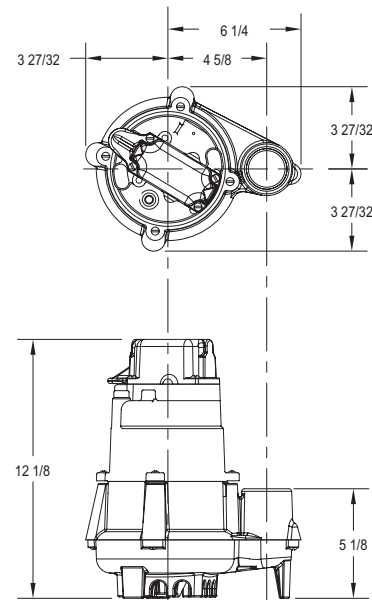
These systems are not designed for Explosion Proof Environments. Please consult factory for special options and requirements.

Maximum operating temperature range:
 Pump: 130° (54°C)
 Switch: 170° (76°C)

CHOOSE A PREPACKAGED SYSTEM:

- Includes Pump, 10-1526 and 10-1528 (see below)
- 940-0005 N57 Pump .3 HP
 - 940-0006 N152 Pump .4 HP
 - 940-0007 N153 Pump .5 HP

Model 152/153



SK2064

BUILD YOUR OWN SYSTEM:

- N57 Pump .3 HP
- N152 Pump .4 HP
- N153 Pump .5 HP

- 10-1527 Oil Smart® Pump Switch - 10 ft. cord with Relay.
- 10-1528 Oil Smart® Pump Switch - 20 ft. cord with Relay.
- 10-1676 Oil Smart® Pump Switch - 20 ft. cord without Relay (requires Control Panel).
- 10-1526 Oil Smart® Alarm System with Lights, Audible Alarms and Dry Contacts.

CAUTION

All installation of controls, protection devices and wiring should be done by a qualified licensed electrician. All electrical and safety codes should be followed including the most recent National Electric Code (NEC) and the Occupational Safety and Health Act (OSHA).

RESERVE POWERED DESIGN

For unusual conditions a reserve safety factor is engineered into the design of every Zoeller pump.

© Copyright 2006 Zoeller Co. All rights reserved.