

# SUBMITTAL FOR CHARLOTTE PIPE® PVC SCHEDULE 40 SOLID WALL PIPE AND PVC DWV FITTING SYSTEM

Date: \_\_\_\_\_

Job Name: \_\_\_\_\_

Location: \_\_\_\_\_

Engineer: \_\_\_\_\_

Contractor: \_\_\_\_\_

## ► Scope:

This specification covers PVC Schedule 40 solid wall pipe and PVC DWV fittings used in sanitary drain, waste and vent (DWV), sewer and storm drainage applications. This system is intended for use in non-pressure applications where the operating temperature will not exceed 140° F.

## ► Specification:

Pipe shall be manufactured from virgin rigid PVC (polyvinyl chloride) vinyl compounds with a cell class of 12454 as identified in ASTM D 1784. PVC Schedule 40 pipe shall be Iron Pipe Size (IPS) conforming to ASTM D 1785 and ASTM D 2665. Injection molded PVC DWV fittings shall conform to ASTM D 2665. Fabricated PVC DWV fittings shall conform to ASTM F 1866. All pipe and fittings shall be manufactured in the United States. All systems shall utilize a separate waste and vent system. Pipe and fittings shall conform to NSF International Standard 14.

## ► Installation:

Installation shall comply with the latest installation instructions published by Charlotte Pipe and Foundry and shall conform to all applicable plumbing, fire, and building code requirements. Buried pipe shall be installed in accordance with ASTM D 2321 and ASTM F 1668. Solvent cement joints shall be made in a two-step process with primer conforming to ASTM F 656 and solvent cement conforming to ASTM D 2564. The system shall be protected from chemical agents, fire-stopping materials, thread sealant, plasticized-vinyl products or other aggressive chemical agents not compatible with PVC compounds. The system shall be hydrostatically tested after installation.

**WARNING!** Never test with or transport/store compressed air or gas in PVC pipe or fittings. Doing so can result in explosive failures and cause severe injury or death.

## ► Referenced Standards:

- ASTM D 1784: Rigid Vinyl Compounds
- ASTM D 1785: PVC Plastic Pipe, Schedule 40
- ASTM D 2665: PVC Drain, Waste and Vent Pipe and Fittings
- ASTM D 2564: Solvent Cements for PVC Pipe and Fittings
- ASTM D 2321: Underground Installation of Thermoplastic Pipe (non-pressure applications)
- ASTM F 656: Primers for PVC Pipe and Fittings
- ASTM F 1668: Procedures for Buried Plastic Pipe
- ASTM F 1866: Fabricated PVC DWV Fittings
- NSF Standard 14: Plastic Piping Components and Related Materials



## PVC Schedule 40 DWV Pipe

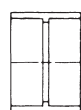
### PVC Schedule 40 DWV Pipe

NSF

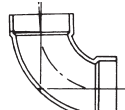
PVC SCHEDULE 40 (WHITE)		PLAIN END		PVC 1120		ASTM D 2665
PART NO.	NOM. SIZE	UPC #	QTY. PER SKID	AVG. OD (IN.)	MIN. WALL (IN.)	WT. PER 100 FT. (LBS.)
PVC 7100*	1 1/4"x10'	03945	2120'	1.660	.140	42.4
PVC 7100*	1 1/4"x20'	03946	4240'	1.660	.140	42.4
PVC 7112*	1 1/2"x10'	03947	1650'	1.900	.145	51.8
PVC 7112*	1 1/2"x20'	03948	3300'	1.900	.145	51.8
PVC 7200*	2"x10'	03949	1110'	2.375	.154	69.5
PVC 7200*	2"x20'	03950	2220'	2.375	.154	69.5
PVC 7300*	3"x10'	03951	1130'	3.500	.216	144.2
PVC 7300*	3"x20'	03952	1000'	3.500	.216	144.2
PVC 7400†	4"x10'	03953	670'	4.500	.237	205.5
PVC 7400†	4"x20'	03954	1340'	4.500	.237	205.5
PVC 7500†	5"x20'	04837	760'	5.563	.258	272.5
PVC 7600†	6"x10'	03955	330'	6.625	.280	361.2
PVC 7600†	6"x20'	03956	660'	6.625	.280	361.2
PVC 7800†	8"x10'	13087	180'	8.625	.322	543.6
PVC 7800†	8"x20'	03958	360'	8.625	.322	543.6
PVC 7910†	10"x20'	03959	220'	10.750	.365	770.7
PVC 7912†	12"x20'	03961	120'	12.750	.406	1019.0
PVC 7914†	14"x20'	04862	60'	14.000	.437	1205.0
PVC 7916†	16"x20'	04918	60'	16.000	.500	1575.7

\* Dual Marked ASTM D 1785 &amp; ASTM D 2665.

† Triple Marked ASTM D 1785 &amp; ASTM D 2665 &amp; ASTM F 480.



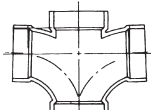
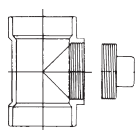
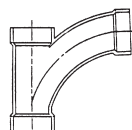
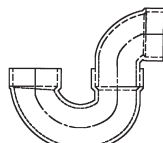
Coupling



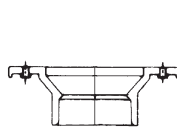
Quarter Bend



Eighth Bend


 Double  
Sanitary Tee

 Cleanout Tee  
w/Plug

 Combination Wye  
& Eighth Bend


P-Trap



Closet Flange

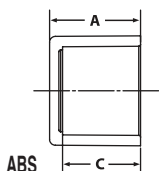
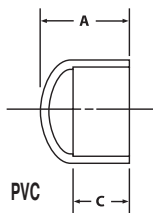
Not all fitting patterns shown

Charlotte Pipe and Foundry Company • P.O. Box 35430 Charlotte, NC 28235 • (800) 438-6091 • www.charlottepipe.com

Charlotte Pipe and Charlotte Pipe and Foundry Company are registered trademarks of Charlotte Pipe and Foundry Company.

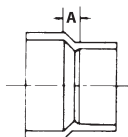
**PART NO. 116**

SIZE	Cap SOCKET	
	A	C
1½ (PVC)	1 <sup>15</sup> / <sub>16</sub>	1 <sup>5</sup> / <sub>16</sub>
1½ (ABS)	1¼	1 <sup>1</sup> / <sub>16</sub>
2 (PVC)	2 <sup>5</sup> / <sub>32</sub>	1 <sup>3</sup> / <sub>8</sub>
2 (ABS)	1 <sup>3</sup> / <sub>16</sub>	3 <sup>1</sup> / <sub>32</sub>
3 (PVC)	2 <sup>15</sup> / <sub>16</sub>	1 <sup>29</sup> / <sub>32</sub>
3 (ABS)	2 <sup>3</sup> / <sub>32</sub>	1 <sup>27</sup> / <sub>32</sub>
4 (PVC)	3 <sup>1</sup> / <sub>8</sub>	2 <sup>1</sup> / <sub>32</sub>
4 (ABS)	2 <sup>11</sup> / <sub>32</sub>	1 <sup>3</sup> / <sub>4</sub>
6 (PVC)	4 <sup>3</sup> / <sub>4</sub>	3 <sup>5</sup> / <sub>8</sub>
6 (ABS)	3 <sup>15</sup> / <sub>32</sub>	3 <sup>1</sup> / <sub>32</sub>
8 (PVC)	6 <sup>13</sup> / <sub>32</sub>	4
10 (PVC)	7 <sup>3</sup> / <sub>4</sub>	5
12 (PVC)	9 <sup>7</sup> / <sub>16</sub>	6
14 <sup>(F)</sup> (PVC)	5½	5 <sup>1</sup> / <sub>16</sub>
16 <sup>(F)</sup> (PVC)	5¾	5¼


**PART NO. 117**
**Adapter Coupling**

(Adapts Sewer and Drain Spigot to DWV Spigot)

SIZE	A
	HUB X HUB
3 x 3 (PVC)	1 <sup>1</sup> / <sub>8</sub>
4 x 3	¾
4 x 4 (PVC)	½
4 x 4 (ABS)	¾


<sup>(F)</sup> Fabricated

Note: If PVC or ABS is not listed for a specific size, that size fitting is available in PVC and ABS materials, and the dimensions listed are the same for both materials.