

HSS/SS

Stud Shoes

Stud shoes reinforce studs notched in construction. They are not a total replacement of removed material. Installs over pipe up to 2 $\frac{3}{8}$ " outside diameter.

HSS stud shoes provide tension load capacity as well as increased compression loads. Flared flange provides greater strength.

Material: 16 gauge

Finish: Galvanized

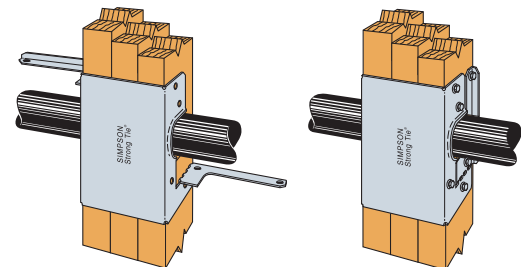
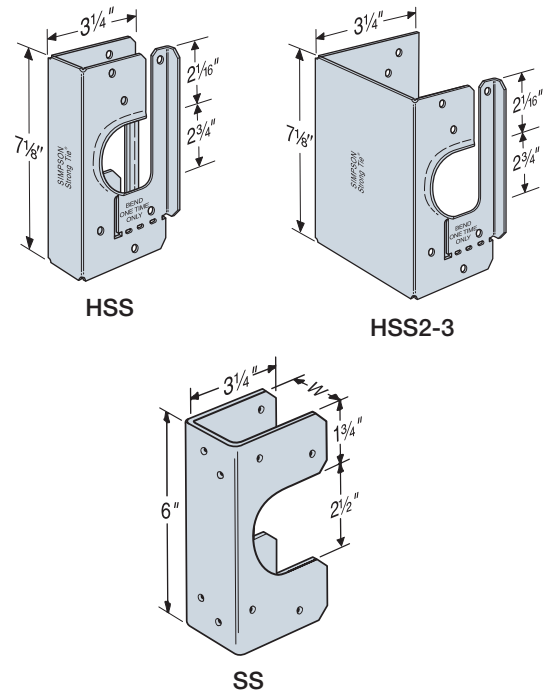
Installation:

- Use all specified fasteners; see General Notes.
- HSS — Bend flanges at 90° angle during installation, then bend back and screw into position (screws included). Bend flanges one cycle only.

Codes: See p. 11 for Code Reference Key Chart

- International Residential Code® — 2012/2015/2018/**2021** R602.6 and P2603.2.1
- International Building Code® — 2012 2308.9.10 and 2308.9.11; 2015/2018/**2021** 2308.5.9 and 2308.5.10
- International Plumbing Code — 2012/2015/2018/**2021** 305.6

SD Many of these products are approved for installation with Strong-Drive® SD Connector screws. See pp. 348–352 for more information.

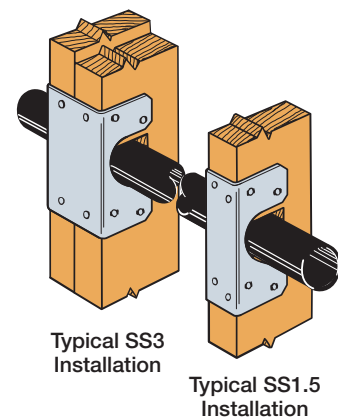


Step 1

Install HSS (HSS2-3 shown) over stud with flanges bent at a 90° angle.

Step 2

Bend HSS (HSS2-3 shown) flanges one time only. Screw into position.



Model No.	Stud Size	W (in.)	Fasteners (in.)	Allowable Loads ¹			Code Ref.
				DF/SP			
				Compression		Tension	
				Floor (100)	Roof (125)		
SS1.5	2x	1 ⁵ / ₁₆	(12) 0.148 x 1 1/2	500	500	—	IBC, FL, LA
SS2.5	3x	2 ⁵ / ₁₆	(12) 0.148 x 1 1/2	730	740	—	
SS3	(2) 2x	3 ¹ / ₁₆	(12) 0.148 x 3	730	830	—	
SS4.5	(3) 2x	4 ⁵ / ₁₆	(14) 0.148 x 3	840	840	—	
HSS2-SDS1.5	2x	1 ⁵ / ₁₆	(12) 1/4 x 1 1/2 SDS	1,165	1,165	1,025	
HSS2-2-SDS3	(2) 2x	3	(12) 1/4 x 3 SDS	1,165	1,165	1,025	
HSS2-3-SDS3	(3) 2x	4 ⁵ / ₁₆	(12) 1/4 x 3 SDS	990	990	960	
HSS4-SDS3	4x	3 ⁵ / ₁₆	(12) 1/4 x 3 SDS	1,205	1,205	1,025	

1. Roof loads are 125% of floor loads unless limited by other criteria. Floor loads may be adjusted for load durations according to the code provided they do not exceed those in the roof column.
2. **Fasteners:** Nail dimensions are listed diameter by length. SDS screws are Simpson Strong-Tie® Strong-Drive SDS Heavy-Duty Connector screws. See pp. 21–22 for fastener information.