



Devonshire®

5' BubbleMassage™ Bath

K-1357-GLA



Features

- Integral flange.
- Left drain.
- Integral lumbar support and armrests for comfort.
- Integral apron with removable access panel.
- Textured bottom surface.
- Coordinates with other products in the Devonshire® collection.
- 60" (1524 mm) x 32" (813 mm) x 20" (508 mm)

Material

- Acrylic

Hydrotherapy

- 120 BubbleMassage™ airjets.
- Zones of Control feature allows you to target massage to back, midsection, or feet.
- Automatic purge cycles remove residual water from air channels after use.
- Built-in 300 W heater.
- Lighted keypad control.

Installation

- Alcove

Recommended Accessories

- K- 1446 Remote Installation Kit
- K- 7161-AF Bath Drain
- K- 24916 Wireless Music Kit



Codes/Standards






ASME A112.19.7/CSA B45.10
CSA B45.5/IAPMO Z124
ASTM E162
ASTM E662
UL 1795
CSA C22.2 No. 218.2
Greenguard UL 2818 - Gold
CARB P2

KOHLER® One-Year Limited Warranty

See website for detailed warranty information.

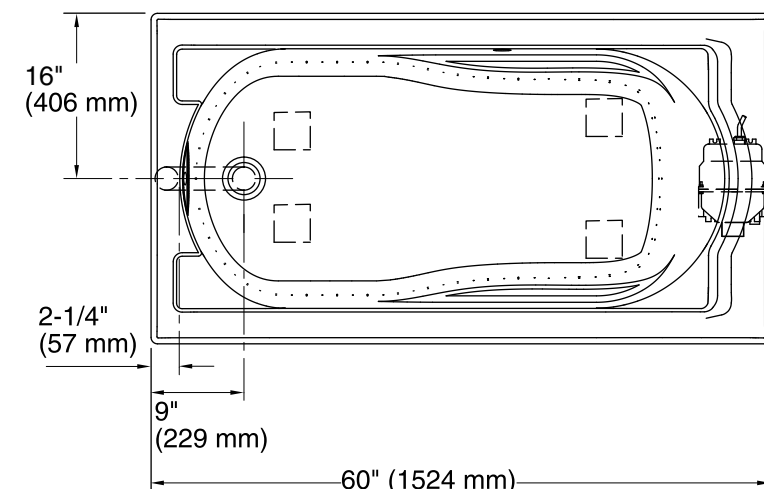
Available Color/Finishes

Color tiles intended for reference only.

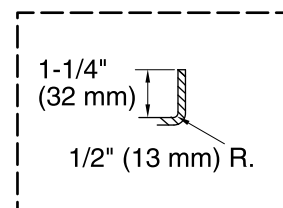
Color	Code	Description
	0	White
	96	Biscuit
	47	Almond
	NY	Dune
	G9	Sandbar



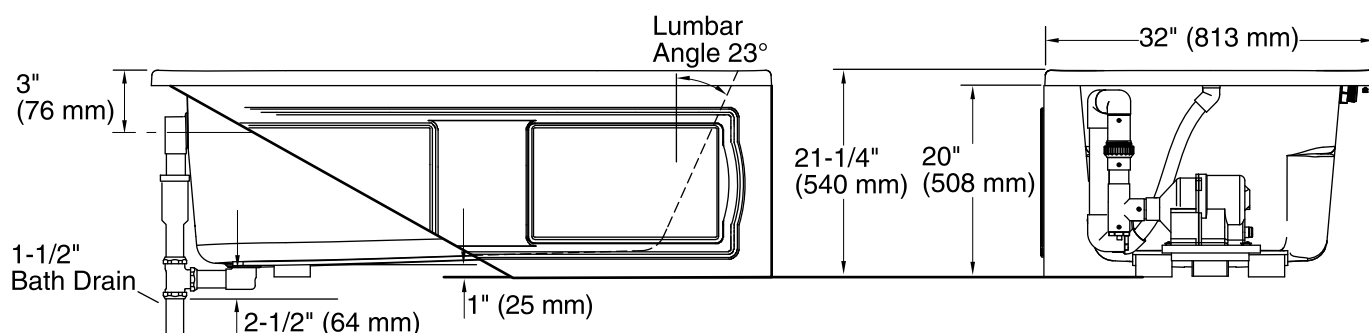
Devonshire®
5' BubbleMassage™ Bath
K-1357-GLA



No change in measurements if connected with drain illustrated. (K-7161-AF)



Integral Flange Detail



Required Electrical Service

One circuit required, protected with Class A Ground-Fault Circuit-Interrupter (GFCI) or Residual Current Device (RCD).

Blower: 120 V, 15 A, 60 Hz

Technical Information

All product dimensions are nominal.

Installation: 3-Wall Alcove

Drain location: Left

Basin area, bottom: 42" x 20" (1067 mm x 508 mm)

Basin area, top: 51" x 24" (1295 mm x 610 mm)

Weight: 98 lbs (44.5 kg)

Minimum floor load: 47 lbs/ft² (229.5 kg/m²)

Water depth: 14-1/2" (368 mm)

Water capacity: 60 gal (227.1 L)

Electrical component rating: Blower: 120 V, 10 A, 60 Hz, 300 W

Notes

Measure your actual product for rough-in details.

Install this product according to the installation instructions.

The hot water supply should be 70% of the capacity of the bath or greater. Installations will vary.

Provide one grounded electrical outlet within 24" (610 mm) of each component.

Remote blower installation kit K-1446 is available for relocating the blower. Provide access for servicing the blower.

Do not relocate or alter the PVC tee or coiled flexible tubing connected to the blower. Follow the blower relocation instructions exactly.