



Serif®

5' BubbleMassage™ Bath

K-1337-G



Features

- End drain.
- Integral lumbar support.
- Textured bottom surface.
- 60" (1524 mm) x 42-1/4" (1073 mm) x 21" (533 mm)

Material

- Acrylic

Hydrotherapy

- 120 BubbleMassage™ airjets.
- Zones of Control feature allows you to target massage to back, midsection, or feet.
- Automatic purge cycles remove residual water from air channels after use.
- Built-in 300 W heater.
- Lighted keypad control.

Installation

- Drop-in

Recommended Accessories

- K- 1446 Remote Installation Kit
- K- 1491 Bath/Whirlpool Pillow
- K- 1601 Bath/Whirlpool Footstop
- K- 7166-AF Bath Drain
- K- 24916 Wireless Music Kit



Codes/Standards






ASME A112.19.7/CSA B45.10
CSA B45.5/IAPMO Z124
ASTM E162
ASTM E662
UL 1795
Greenguard UL 2818 - Gold
CARB P2

KOHLER® One-Year Limited Warranty

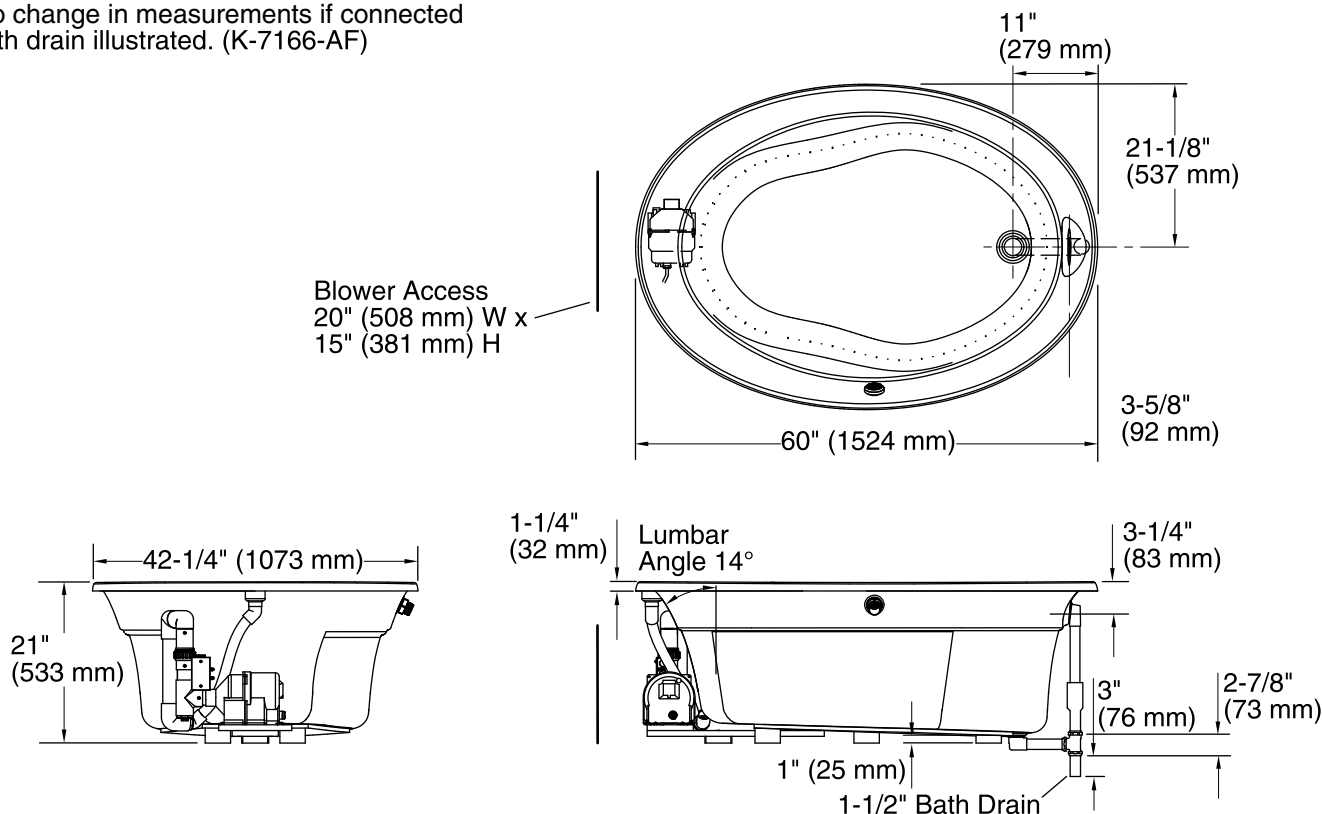
See website for detailed warranty information.

Available Color/Finishes

Color tiles intended for reference only.

Color	Code	Description
	0	White
	96	Biscuit
	47	Almond
	NY	Dune
	G9	Sandbar

No change in measurements if connected with drain illustrated. (K-7166-AF)



Required Electrical Service

One dedicated circuit required, protected with Class A Ground-Fault Circuit-Interrupter (GFCI) or Residual Current Device (RCD).

Blower: 120 V, 15 A, 60 Hz

Technical Information

All product dimensions are nominal.

Installation: Drop-in
Drain location: End
Basin area, bottom: 42" x 28" (1067 mm x 711 mm)
Basin area, top: 55" x 40" (1397 mm x 1016 mm)
Weight: 87 lbs (39.5 kg)
Minimum floor load: 41 lbs/ft² (200.2 kg/m²)
Water depth: 15-1/2" (394 mm)
Water capacity: 73 gal (276.3 L)
Template: Drop-in, 1017044-7, required, included
Electrical component rating: Blower: 120 V, 10 A, 60 Hz, 300 W

Notes

Measure your actual product for rough-in details.

Install this product according to the installation instructions.

The hot water supply should be 70% of the capacity of the bath or greater. Installations will vary.

Provide one grounded electrical outlet within 24" (610 mm) of each component.

Remote blower installation kit K-1446 is available for relocating the blower. Provide access for servicing the blower.

Do not relocate or alter the PVC tee or coiled flexible tubing connected to the blower. Follow the blower relocation instructions exactly.