

Features

- Matching sidespray provides flexibility and convenience for cleaning and food prep.
- Ceramic disc valves exceed industry longevity standards, ensuring durable performance for life.
- Single lever handle is simple to use and makes adjusting water temperature easy.
- Temperature memory allows faucet to be turned on and off at the temperature set during prior usage.
- 1.5 gpm (5.7 lpm) maximum flow rate at 60 psi (4.14 bar).

Material

- Premium metal construction for durability and reliability.
- KOHLER finishes resist corrosion and tarnishing.

Installation

- Three-hole installation.
- Flexible supply lines simplify installation.

Recommended Products/Accessories

K-23723 Faucet cleaner

Optional Products/Accessories

1030920 Side Spray Deep Rough-In



ADA CSA B651

Codes/Standards

ASME A112.18.1/CSA B125.1

NSF/ANSI 61

NSF/ANSI 372

All applicable US Federal and State material regulations

DOE - Energy Policy Act 1992

California Energy Commission (CEC)

ADA

ICC/ANSI A117.1




CSA B651

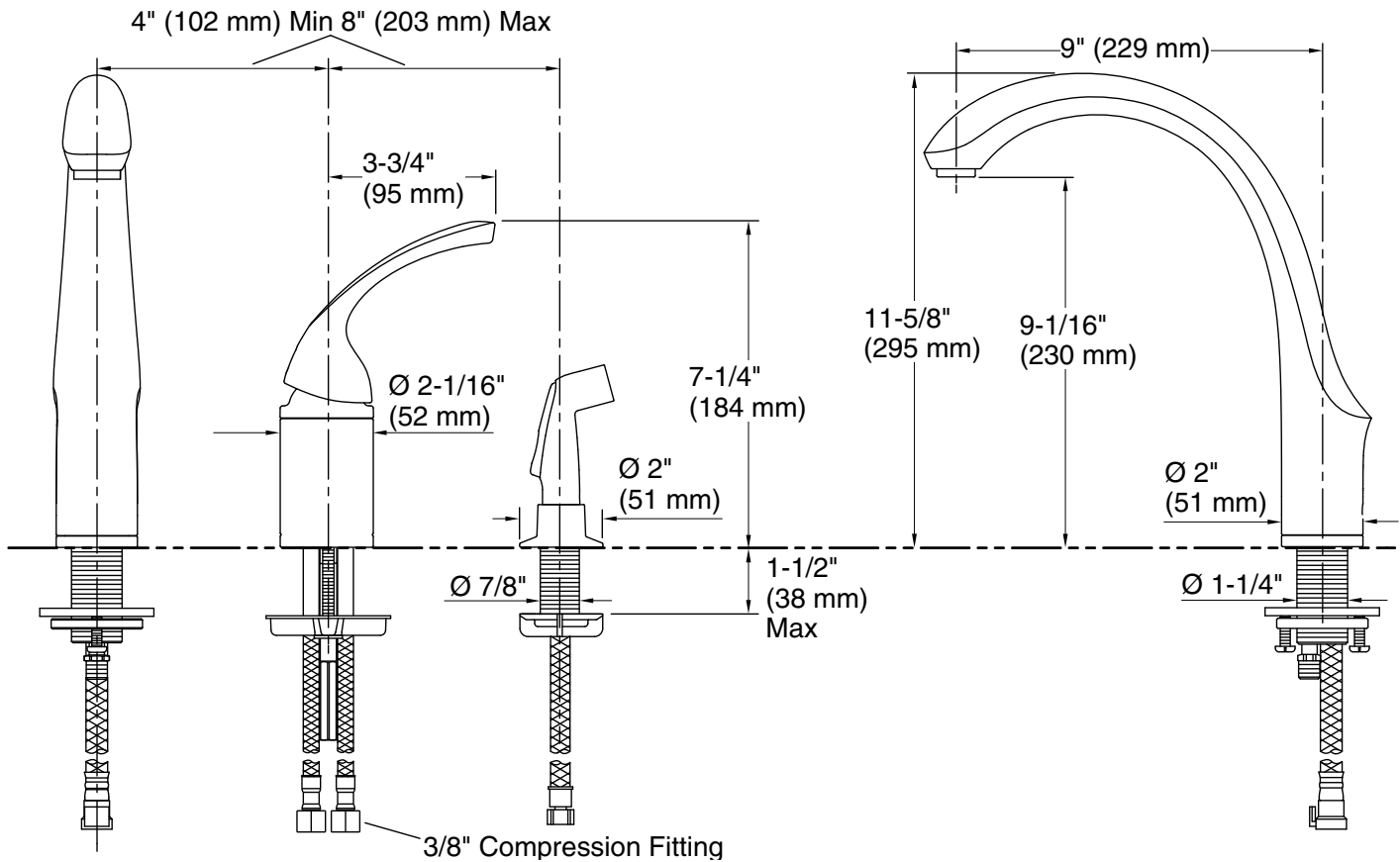
KOHLER® Faucet Lifetime Limited Warranty

See website for detailed warranty information.

Available Colors/Finishes

Color tiles intended for reference only.

Color	Code	Description
	CP	Polished Chrome
	BN	Vibrant® Brushed Nickel
	VS	Vibrant® Stainless



Technical Information

All product dimensions are nominal.

Faucet:

Flow rate: 1.5 gal/min (5.7 l/min)
Pressure: 60 psi (4.1 bar)

Spout:

Spout reach: 9-1/16" (230 mm)

Notes

Install this product according to the installation guide.

ADA, CSA B651 compliant when installed to the specific requirements of these regulations.