DIXON

The Right Connection®

DPL418

Phone: 330-535-7105
Murdock Industrial Inc. USA / GLOBAL
Fast Quotes: Sales@MurdockIndustrial.com
Fax: 330-535-1125

DIXON

DPL 418

Distributor Edition
TheCatalogRoom.com

DIXONVALVE.COM
877.963.4966

mmon Excellence • Uncommon Excellence • Uncommon Excellence • Uncommon Exc

⚠ WARNING

Before purchasing Dixon® products, you should be aware and make your customers aware of certain warnings. Such warnings are found on page 916 and the inside back cover of the catalog.

Table of Contents

Engineered Fluid Transfer Couplings

Dry disconnect couplers and adapters, safety breakaways, fluid nozzles, API couplers, vapor recovery couplers, pipe caps, drop elbows, swivel joints, railroad unloading assemblies, ADS fluid controls

A pgs. 4 - 65

Hose Coupling Systems

Boss™ ground joint, stems, wing nuts, and clamps, frac fittings, external swage stems, scovill style couplings, tri-clover stems, fixed welded flanges, combination nipples, ferrules

B pgs. 66 - 118

Cam & Groove

Dixon®, Boss-Lock™, EZ Boss-Lock™, EZLink™, swaged-on, phonograph finish, reducing couplers, adapters, gaskets, replacement handles, accessories, Strap-Grip

C pgs. 119 - 188

Industrial Hose Fittings

King™ combination nipples, suction couplings, strainers, foot valves, hose menders, hose barbs and inserts, garden hose fittings, Agri-Lock and Bauer style couplings

D pgs. 189 - 261

Clamps

Worm gear clamps, t-bolt clamps, single and double bolt clamps, spiral clamps, clamp hand tools, single and double ear clamps, band clamps

E pgs. 262 - 281

Pneumatic Fittings

Sand blast couplings, Surelock™ hose ends, Dix-Lock™ Dual-Lock™, Air Chief industrial and automotive male and female fittings, Parker E-z mate industrial couplers, air brake fittings

F pgs. 282-360

Pneumatic Accessories

King™ safety cables, air receiver manifolds, FRL's, blow guns, gauges, thermometers, air tool lubricant, mufflers, vents, manifolds

pgs.

Hydraulic Fittings

Couplings, food grade couplers, dust caps and plugs, threaded plugs, hose barbs, extension plugs, push-loc barbs, blowout prevention safety couplers, wingstyle threaded

pgs. 449 - 530

MURDOCK industrial | Sales@MurdockIndustrial.com www.HoseWarehouse.com | Phone: 330-535-7105 Fax: 330-535-1125 | Skype: MurdockIndustrial

Valves

Ball valves, mini ball valves, industrial wafer ball valves, nozzle valves, butterfly valves, flow control valves, needle valves

I pgs. 531 - 562

Sanitary Fittings

Clamp fittings, weld fittings, bevel seat fittings, John Perry, Q-Line and I-line fittings, buttweld fittings, tube OD fittings, hangers, ball valves, butterfly valves, check valves

J pgs. 563 - 652

Pipe, Welding and Tube Fittings

NPT threaded pipe fittings, pipe nipples, swage nipples, hammer unions, instrumentation fittings, SAE flare fittings, push to connect fittings

K pgs. 653 - 730

Fire Fittings and Accessories

Hose, reels, connections, wrenches, hydrant adapters, swivels, nipples, valves, thermoplastic, nozzles, Storz fittings, LDH hardware

L pgs. 731 - 843

Nozzles, Spray Guns and Accessories

Petroleum fuel nozzles, fire nozzles, washdown nozzles and stations, spray guns and accessories, soap nozzles

M pgs. 844 - 872

Hose and Tubing

Mill hose, washdown hose, fire hose, racks and reels, garden hoses, PVC tubing, polyurethane tubing, hose cutters, spiral hose

N pgs. 873 - 900

Maintenance and Repair

Thread tape and sealant, hydrostatic test pumps, spill kits, grease whip hose assemblies and fittings, oxy-acetylene fittings, torque wrenches

O pgs. 901 - 914

Safety and Technical

Dixon® hose coupling workshop, SOS van, safety information, corrosion resistance of coupling material, thread information, flange dimensions, conversion charts

P pgs. 915 - 948

MURDOCK industrial | Sales@MurdockIndustrial.com www.HoseWarehouse.com | Phone: 330-535-7105 Fax: 330-535-1125 | Skype: MurdockIndustrial

A - Engineered Fluid Transfer Couplings

Adapter weather protector
page 12

FloTech™ FT590 series rack monitor testers
page 32

Vapor recovery repair kits
page 34

Dixon® loading arms
page 54

Split flange swivel components
page 55

ADS outalarms, washout caps, cable junction box
pages 61, 63

B - Hose Coupling Systems

Suction service fittings
page 79

125# flange, port adapter, hammer union elbows
page 83

King Crimp™ Female I-line
page 104

King Crimp™ style FJIC nipple
page 115

C - Cam & Groove

Abrasion inserts
page 131, 134

Global ANSI flange
page 182

MURDOCK industrial | Sales@MurdockIndustrial.com www.HoseWarehouse.com | Phone: 330-535-7105 Fax: 330-535-1125 | Skype: MurdockIndustrial

H - Hydraulic Fittings

HTZ series
page 478

J - Sanitary Fittings

Hex hanger with high temperature sleeve
page 623

B5115 series butterfly valve
page 636

L - Fire Fittings and Accessories

Storz hydrant conversion adapter
page 797

Grooved angle valve
page 822

Piston intake valve
page 843

M - Nozzles, Spray Guns and Accessories

Lite washdown spray nozzles
page 858

MURDOCK industrial | Sales@MurdockIndustrial.com www.HoseWarehouse.com | Phone: 330-535-7105 Fax: 330-535-1125 | Skype: MurdockIndustrial

Dry Disconnects ..... 6 to 16

Bayloc™ style ..... 6 to 8
Coupler x female NPT 6
Greaseless coupler x female NPT 6
Coupler x 90° swivel female NPT 6
Coupler locking kit 6
Adapter x female NPT 7
Jump size adapter x female NPT 7
Adapter x 150# ASA flange 7
Vapor adapter x female NPSM 8
Cam & groove actuator style couplers 8
Bayonet style 9
90° swivel coupler x female NPT 9
Straight coupler x female NPT 9
Straight swivel coupler x female NPT 9
Dust plugs 9
Adapter x female NPT 9
Dust caps 9
Mann Tek style 10-18
Coupler hose unit x female NPT 11
Coupler x 150# ASA flange 11
Coupler x TTMA flange 11
Dust plugs 11
Adapter tank unit x female NPT 12
Adapter tank unit x 150# flange 12
Adapter tank unit x TTMA flange 12
Adapter weather protector with clamp 12
Dust caps 12
Steam coupler x female NPT 13
Steam adapter x female NPT 13
Dry gas couplings 14
Coupler hose unit x female NPT 14
Dust plugs 14
Adapter tank unit x female NPT 14
Adapter tank unit x female ACME 14
Adapter tank unit x 150# ASA flange 14
Dust caps 14
Dry aviation couplings ..... 15 to 16
Coupler x female NPT 15
Coupler x female BSP 15
Dust plug 15
Adapter x female NPT 16
Adapter x 150# ASA flange 16
Dust cap 16
Safety Break-aways ..... 17 to 18
Marine series 17
Female NPT coupling 17
Male NPT coupling 17
150# flange 17
Industrial series 18
Female NPT coupling 18
Male NPT coupling 18
150# flange coupling 18
TTMA flanged 18

FloMAX Refueling ..... 19 to 27

Diesel series ..... 19 to 21
Nozzles 19
Receiver, one-piece body 19
Receiver, two-piece body 19
Non-interchange nozzles and receivers 20
2" nozzles and receivers 20
Gravity fill receivers 21
Fuel vents 21
Fuel swivels 21
Service box 21
Standard series connectors ..... 22 to 23
Engine oil nozzles and receivers 22
Coolant fluid nozzles and receivers 22
Hydraulic oil nozzles and receivers 23
Transmission nozzles and receivers 23
R series ..... 24 to 25
Engine oil nozzles and receivers 24
Coolant fluid nozzles and receivers 24
Hydraulic oil nozzles and receivers 25
Transmission fluid nozzles and receivers 25
High flow series 26
¾" nozzles 26
1" nozzles and receivers 26
Part number cross reference 27

Tank Truck Fittings ..... 28 to 48

API 28
API couplers 28
With bonded nose seal 28
With replaceable nose seal 28
Locking handle repair kit 28
API valves 28
Load / unload 28
API drop adapters 29
With sight glass 29
Gravity drop adapters 29
Repair kits 29
API Dust caps 29
Gravity drop adapter dust caps 30
Dixon Bayco adapters and couplers with grounding tab 30
API compatible rack cords 31
Optic assemblies 31
Thermistor assemblies 31
Replacement parts 31
Part number interchange 32
FloTech™ series rack monitor testers 32
Dixon® vapor recovery couplers ..... 33 to 34
With probe x adapter 33
With probe x coupler with probe 33
Coupler with probe x hose shank 33
Coupler x 45° hose shank 34
With probe coupler x female NPT 34
Flanged tee 35

MURDOCK industrial | Sales@MurdockIndustrial.com www.HoseWarehouse.com | Phone: 330-535-7105 Fax: 330-535-1125 | Skype: MurdockIndustrial

Tank Truck Fittings (cont.).... 28 to 48

TTMA 35
Flanged adapters 35
Flange x male NPT 35
Flange x extended length male NPT 35
Flange x female NPT 35
Slip-on plate flange 35
Slip-on socket weld flange 35
Buttweld flange 35
Flange extension with port 36
Flange extensions 36
Cam and groove 36
Adapter x TTMA flange 36
Coupler x TTMA flange 36
22½° adapter x TTMA flange 36
22½° coupler x TTMA flange 36
Flange gaskets 37
Sight flow indicators ..... 37 to 38, 60
TTMA flanged sight flow indicators 37, 38
Repair kits 38
Flange screen 38
Betts Wet-R-Dri™ manual & metering butterfly valves 39
Tank Transport Equipment ..... 40 to 41
Fusible pipe caps 40
Pipe caps 40
Reducers 40
Reducing cap 40
Coupling gaskets 40
Pipe caps 41
Thread adapters 41
Cam and groove adapter 41
6200 series side lever type drop elbows 42
6500 series self-locking drop elbows 42
Inlets 42
Male adapter 42
Female coupler 42
Female NPT 42
Dual point vapor recovery elbows, ball lever 43
Adapter inlet 43
Single point coaxial drop elbow 43
Adapter fuel inlets 43
Coupler fuel inlets 43
Tight fill 44
Elbows, complete unit 44
Elbow coupler body 44
Male adapter inlet end 44
Side seal drop elbow 44
Side seal to top seal adapter 44
Dust caps and plugs with pull handle 45
Reelcraft® static discharge reel 45
TFA series fill pipe adapter 46
Fuel delivery tank adapters 46
Vapor recovery tank adapters 46

Tank Truck Fittings (cont.).... 28 to 48

Caps ..... 47 to 48
Vapor caps 47
Automatic pressure / vacuum relief caps 47
Standard stationary vent caps 48
Fuel delivery adapter cap 48

Swivels ..... 49 to 55

Swivel joint overview 49
Single plane styles 20, 30 50
Double plane styles 40, 50, 60 ..... 50, 51
Triple plane styles 10, 70, 80 51
Ordering Information 52
Loading arm swivels 53
Loading arm 54
Split flange 55
Split flange components 55

Railroad tank car connections ... 56 to 59

Style A 56
Style F 56
Style GF 56
Screen 56
Style S 56
Style T 57
Dixon® coupler x tank car thread 57
EZ Boss-Lock™ x coupler tank car thread 57
Railroad unloading assemblies 58
Dixon® tank car adapters 58
Cam and groove railroad tank car gaskets 59
Pin lug wrench 59

ADS ..... 61 to 65

Outalarms ..... 61 to 63
With capacitance probes 61
With high temperature capacitance probes 61
Outage gauge 62
Gauge rods 62

Spillguard™ ..... 63 to 65

Cables 63
Accessories 63
Monitors 64
Probes 65
Capacitance 65
Conductivity 65
Float 65
Multi-point ultrasonic 65

MURDOCK industrial | Sales@MurdockIndustrial.com www.HoseWarehouse.com | Phone: 330-535-7105 Fax: 330-535-1125 | Skype: MurdockIndustrial

Bayloc™ Dry Disconnects

Coupler x Female NPT

Features:

- automatic closing poppet assembly
- must be used with a DBA style adapter for coupler to operate, sold separately
- fully interchangeable with Kamvalok (OPW trademark) fittings
- maximum operating pressure at 70°F (21°C):
  - 1½" - 210 PSI
  - 2" - 150 PSI
  - 3" - 120 PSI
- aluminum fittings have stainless internals equivalent to 304 stainless
- stainless handle allows exposure to corrosive chemicals or wash down service
- heavy duty handle attachment prevents bending of crank assembly
- one piece stainless crank and link provide long service life
- EZ Boss-Lock™ cam arms, standard on all 1½" and 2" fittings, provide high security from accidental opening due to vibration or snagging
- large paddle type locking cam arms, standard on 3" fittings, allow for an easy grip
- optional coupler lock for handle to prevent unintentional opening

coupler x 1½" or 2" female NPT

coupler x 3" female NPT

Female NPT	Coupler Size	Seal Material	Maximum PSI at 70°F (21°C)	*Aluminum* Part #	*Stainless Steel* [1] Part #
1½"	2"	*Buna*	**210**	***DBC61-150***	***DBC71-150***
2"	2½"		**150**	***DBC61-200***	***DBC71-200***
3"	4"		**120**	***DBC61-300***	***DBC71-300***
1½"	2"	*FKM*	**210**	***DBC62-150***	***DBC72-150***
2"	2½"		**150**	***DBC62-200***	***DBC72-200***
3"	4"		**120**	***DBC62-300***	***DBC72-300***
1½"	2"	*PTFE Encapsulated Silicone & FFPM*	**210**	***DBC63-150***	***DBC73-150***
2"	2½"		**150**	***DBC63-200***	***DBC73-200***
3"	4"		**120**	***DBC63-300***	***DBC73-300***
1½"	2"	*EPDM*	**210**	***DBC64-150***	***DBC74-150***
2"	2½"		**150**	***DBC64-200***	***DBC74-200***
3"	4"		**120**	***DBC64-300***	***DBC74-300***
1½"	2"	*FFPM and PTFE* [2]	**210**	***---***	***DBC76-150***
2"	2½"		**150**	***DBC66-200***	***DBC76-200***
3"	4"		**120**	***DBC66-300***	***DBC76-300***
1½"	2"	*PTFE Encapsulated FKM & FFKM*	**210**	***---***	***DBC77-150***
2"	2½"		**150**	***---***	***DBC77-200***
3"	4"		**120**	***---***	***DBC77-300***
3"	4"	*FKM-B*	**120**	***DBC69-300***	***DBC79-300***

Greaseless Coupler x Female NPT

Female NPT	Coupler Size	Seal Material	*Stainless Steel* [1] Part #
1½"	2"	*PTFE Encapsulated FKM & FFKM*	***DBC77-150-GL***
2"	2½"		***DBC77-200-GL***

[1] stainless steel corrosion resistance is equivalent to 304 stainless steel

[2] FFPM gasket, main seal O-ring and handle O-ring, PTFE seals on cylinder assembly, stuffing box, and seal under poppet screw

Coupler x 90° Swivel Female NPT



Female NPT	Coupler Size	Seal Material	*Aluminum* Part #
2"	2½"	*Buna*	***DBS61-200***
2"	2½"	*FKM*	***DBS62-200***
2"	2½"	*PTFE Encapsulated Silicone & FFPM*	***DBS63-200***

Coupler Locking Kits

Description	*Aluminum* Part #
for use with 1½" and 2" dry disconnect couplers	***DBCL-200***
for use with 3" dry disconnect couplers	***DBCL-300***

Note: Reference page 179 for dust plugs for couplers.

MURDOCK industrial | Sales@MurdockIndustrial.com www.HoseWarehouse.com | Phone: 330-535-7105 Fax: 330-535-1125 | Skype: MurdockIndustrial

Bayloc™ Dry Disconnects

Adapter x Female NPT

Applications:
- compatible with most cam and groove style dry disconnects
- helps prevent spillage from normal or accidental disconnects
- for use in transfer of hazardous fluids

Features:
- two-piece adapter design for easy rebuilding of adapters
- fully interchangeable with Kamvalok (OPW trademark) style fittings
- for pressure ratings at other temperatures, contact Dixon®
- contact Dixon® at 800.355.1991 for chemical compatibility, size, material selection and special configurations
- spring loaded sealing device snaps closed should valve become disconnected with the poppet open

adapter x 1½" and 2" female NPT

adapter x 3" female NPT

Female NPT	Adapter Size	Seal Material	Maximum PSI at 70°F (21°C)	*Aluminum* Part #	*Stainless Steel* Part #
1½"	2"	*Buna*	**210**	***DBA11-150***	***DBA71-150***
2"	2½"		**150**	***DBA11-200***	***DBA71-200***
3"	4"		**120**	***DBA11-300***	***DBA71-300***
1½"	2"	*FKM*	**210**	***DBA12-150***	***DBA72-150***
2"	2½"		**150**	***DBA12-200***	***DBA72-200***
3"	4"		**120**	***DBA12-300***	***DBA72-300***
1½"	2"	*PTFE Encapsulated Silicone*	**210**	***DBA63-150***	***DBA73-150***
2"	2½"		**150**	***DBA63-200***	***DBA73-200***
3"	4"		**120**	***DBA63-300***	***DBA73-300***
1½"	2"	*EPDM*	**210**	***DBA64-150***	***DBA74-150***
2"	2½"		**150**	***DBA64-200***	***DBA74-200***
3"	4"		**120**	***DBA64-300***	***DBA74-300***
1½"	2"	*FFPM*	**210**	***DBA66-150***	***DBA76-150***
2"	2½"		**150**	***DBA66-200***	***DBA76-200***
3"	4"		**120**	***DBA66-300***	***DBA76-300***
1½"	2"	*PTFE Encapsulated FKM*	**210**	***---***	***DBA77-150***
2"	2½"		**150**	***---***	***DBA77-200***
3"	4"		**120**	***---***	***DBA77-300***
3"	4"	*FKM-B*	**120**	***DBA69-300***	***---***

Jump Size Adapter x Female NPT

Female NPT	Adapter Size	Seal Material	Maximum PSI at 70°F (21°C)	*Aluminum* Part #
2"	2"	*Buna*	**150**	***DBA11-1520***
2"	2"	*FKM*	**150**	***DBA12-1520***

Adapter x 150# ASA Flange

Flange Size	Adapter Size	Seal Material	Maximum PSI at 70°F (21°C)	*Stainless Steel* Part #
2"	2"	*FKM*	**150**	***DBAF72-1520***
		PTFE Encapsulated Silicone		***DBAF73-1520***
		EPDM		***DBAF74-1520***
		FFPM		***DBAF76-1520***
2"	2½"	*FKM*	**150**	***DBAF72-200***
		PTFE Encapsulated Silicone		***DBAF73-200***
		EPDM		***DBAF74-200***
		FFPM		***DBAF76-200***
3"	4"	*FKM*	**150**	***DBAF72-300***
		PTFE Encapsulated Silicone		***DBAF73-300***
		EPDM		***DBAF74-300***
		FFPM		***DBAF76-300***

Note: Reference page 179 for dust caps for adapters
- For flange dimensions, diagrams and additional information please reference dixonvalve.com.

MURDOCK industrial | Sales@MurdockIndustrial.com www.HoseWarehouse.com | Phone: 330-535-7105 Fax: 330-535-1125 | Skype: MurdockIndustrial

Bayloc™ Dry Disconnect Vapor Adapter x Female NPSM

Female NPSM	Adapter Size	Seal	Max PSI at 70°F (21°C)	*Stainless Steel* [1] Part #
1½"	2"	*PTFE*	**150**	***DBAV73-2030***

[1] stainless steel corrosion resistance is equivalent to 304 stainless steel

Note: Reference page 179 for dust caps for adapters

Cam & Groove Actuator Style Couplers

Applications:
- suited for vapor recovery, suction pump line and other applications where it is necessary to easily drain the hose or pipe for cleaning
- can also be used when product retention in a hose or pipe is desired and damage from accidental spill from an open coupler is not a concern
- couplers work with the DBA poppeted adapters on page 7 in applications where automatic closure for the coupler is not desired

Materials:
- 316 stainless steel body
- 304 stainless steel internal components
- replacement parts are available, contact Dixon® for more information

Features:
- EZ Boss-Lock™ cam arms
- stainless steel locking lever standard
- use with standard cam and groove dust plugs sized one size larger than the dry disconnect size
- prevents spillage from normal and accidental disconnection of the connection

Female NPT	Coupler Size	Seal Material	*Stainless Steel* Part #
1½" 2"	2" 2½"	*Buna*	***D2C71-150*** ***D2C71-200***
1½" 2"	2" 2½"	*FKM*	***D2C72-150*** ***D2C72-200***
1½" 2"	2" 2½"	*PTFE Encapsulated Silicone*	***D2C73-150*** ***D2C73-200***
1½" 2"	2" 2½"	*EPDM*	***D2C74-150*** ***D2C74-200***
1½" 2"	2" 2½"	*PTFE Encapsulated FKM*	***D2C77-150*** ***D2C77-200***
1½" 2"	2" 2½"	*FKM-B*	***D2C79-150*** ***D2C79-200***

MURDOCK industrial | Sales@MurdockIndustrial.com www.HoseWarehouse.com | Phone: 330-535-7105 Fax: 330-535-1125 | Skype: MurdockIndustrial

Bayonet Style Dry Disconnects

Application:
- for the spill-less transfer of petroleum products such as fuel oil, lube oil blending and tank truck delivery

Features:
- ensures a spill free connection, fluid cannot flow until couplings are connected together and valve is opened; coupling can then not be disconnected until the valve handle is closed
- swivels have a standard ZERK fittings
- maximum operating pressure: **85 PSI @ 70°F (21°C)**, for pressure ratings at other temperatures contact Dixon®
- replacement parts available, contact Dixon® for more information

90° Swivel Coupler x Female NPT

Size	Seal Material	*Anodized Hard Coat Aluminum* Part #
2"	*Buna*	***BS61-200***
2"	*FKM*	***BS62-200***
3"	*Buna*	***BS61-300***
3"	*FKM*	***BS62-300***

Straight Coupler x Female NPT

Size	Seal Material	*Anodized Hard Coat Aluminum* Part #
2"	*Buna*	***BC61-200***
2"	*FKM*	***BC62-200***

Straight Swivel Coupler x Female NPT

Size	Seal Material	*Anodized Hard Coat Aluminum* Part #
2"	*Buna*	***BSS61-200***
2"	*FKM*	***BSS62-200***
3"	*Buna*	***BSS61-300***
3"	*FKM*	***BSS62-300***

Dust Plugs

Size	*Rubber with Stainless Steel Chain* Part #
2"	***BCP-200***
3"	***BCP-300***

Adapter x Female NPT

Size	Seal Material	*Stainless Steel* Part #	*Brass* Part #	*Aluminum* Part #
2"	*Buna*	***BA31-200***	---	---
2"	*FKM*	***BA32-200***	---	---
3"	*Buna*	---	***BA31-300***	***BA61-300***
3"	*FKM*	---	***BA32-300***	***BA62-300***

Dust Caps

Size	*Rubber with Stainless Steel Chain* Part #
2"	***BAC-200***
3"	***BAC-300***

MURDOCK industrial | Sales@MurdockIndustrial.com www.HoseWarehouse.com | Phone: 330-535-7105 Fax: 330-535-1125 | Skype: MurdockIndustrial

MannTek Dry Disconnect Couplings

Applications:
- used by producers of ink, adhesives, fatty acids, pharmaceuticals, liquid soaps, petroleum, chemicals, agricultural and a wide variety of common caustic and specialty acids
- designed for the quick and spill free connection and disconnection of hoses and pipelines

Features:
- easy to handle - push and turn - free flow, turn and pull - closed
- time saving - no need to drain hoses or pipe systems
- economical - no loss or spillage of liquids at connection or disconnection
- safety - the valve cannot be opened until the unit is coupled
- environmental friendly - accidental spillage eliminated when proper used
- safe and reliable - due to rugged construction
- product life - uncomplicated design and high quality materials ensures long product life
- selectivity - To avoid product contamination, selective versions of the couplers and adapters are available. Contact Dixon® for further information.
- produced according to NATO standard STANAG 3756 and ATOFINA SGM 2049.TUY.C.
- working pressure at ambient temperature **70°F (21°C)**:
  aluminum: **230 PSI**, up to 4"
  brass/ gunmetal [1]: **230 PSI**, up to 4"
  stainless steel: **360 PSI**
- standard seal supplied: FKM
- optional seals:
  EPDM
  NBR - nitrile
  Kalrez®
  Chemraz®
- seal kits are available
- interchanges with Avery Hardoll and Todo-matic®

[1] produced to US government bronze specification G

How it Works

The principle of operation is identical for all sizes of couplings.



Closed:
- Turn and pull
  it's released - no spillage

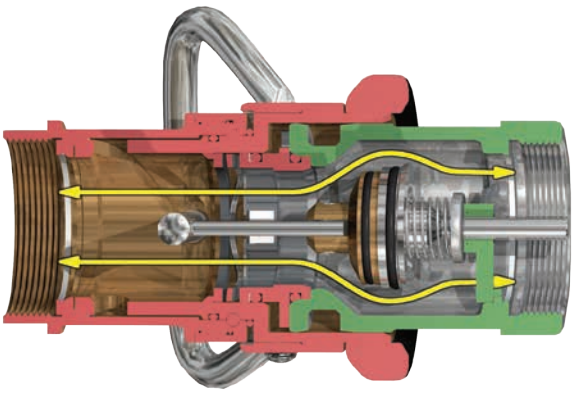

Open:
- Push and turn
  it's coupled - full flow

MURDOCK industrial | Sales@MurdockIndustrial.com www.HoseWarehouse.com | Phone: 330-535-7105 Fax: 330-535-1125 | Skype: MurdockIndustrial

MannTek Dry Disconnect Couplers - Hose Unit

Features:

- coupler has built-in swivel
- stainless steel ball bearings
- stainless steel shaft journal embedded in PTFE to eliminate seizure
- riveted piston pin to minimize the risk for failure under extreme pressure conditions
- the protective ring is a specially formulated, weather resistant and electrically conductive rubber compound
- all wetted parts are stainless steel
- stainless steel couplers: rollers are Hastelloy C276 on the stainless steel shaft
- aluminum and brass couplers: rollers are aluminum-bronze on the stainless steel shaft
- composite (Polyeten PE-HD 300) plugs provide good protection against corrosion and withstand hot and cold environments

Coupler x Female NPT

¾" and 1"

1½"

2"

3"

4"

6"

Female NPT	Body Size	*316 Stainless Steel* Part #	*Aluminum* Part #	*Brass / Gunmetal* [1] Part #
¾"	56 mm	***DDC075SS***	***DDC075AL***	***DDC075BR***
1"	56 mm	***DDC100SS***	***DDC100AL***	***DDC100BR***
1½"	70 mm	***DDC150SS***	***DDC150AL***	***DDC150BR***
2"	70 mm	***DDC200SS***	***DDC200AL***	***DDC200BR***
3"	105 mm	***DDC300SS105***	***DDC300AL105***	***DDC300GM105***
3"	119 mm	***DDC300SS***	***DDC300AL***	***DDC300GM***
4"	164 mm	***DDC400SS***	***DDC400AL***	***DDC400GM***
6"	238 mm	***DDC600SS***	***DDC600AL***	---

[1] produced to US government bronze specification G

Coupler x 150# ASA Flange

150# Flange	Body Size	*316 Stainless Steel* Part #
2"	70 mm	***DDC200SSFL***
3"	119 mm	***DDC300SSFL***
4"	164 mm	***DDC400SSFL***
6"	238 mm	***DDC600SSFL***
8"	272 mm	***DDC800SSFL***

2"

3" only

- For flange dimensions, diagrams and additional information please reference dixonvalve.com.

Coupler x TTMA Flange

TTMA Flange	Body Size	*Aluminum* Part #
4"	164 mm	***DDC400AL164TTMA***

- For flange dimensions, diagrams and additional information please reference dixonvalve.com.

Dust Plugs

Size	Body Size	*Polyeten PE-HD 300* Part #
¾" and 1"	56 mm	***DDDP075***
1½" and 2"	70 mm	***DDDP150***
3"	105 mm	***DDDP300105***
3"	119 mm	***DDDP300***
4"	164 mm	***DDDP400***
6"	238 mm	***DDDP600*** [1]

[1] aluminum

MURDOCK industrial | Sales@MurdockIndustrial.com www.HoseWarehouse.com | Phone: 330-535-7105 Fax: 330-535-1125 | Skype: MurdockIndustrial

MannTek Dry Disconnect Adapters - Tank Unit

Application:
- usually installed on the tank or manifold

Features:
- conical valve seat reduces the risk for piston blow out
- PTFE bearing between piston shaft and guide eliminates risk of seizure
- aluminum adapter: aluminum poppet, stainless steel internal parts
- stainless steel adapter: stainless steel poppet, stainless steel internal parts
- brass / gunmetal [1] adapter: brass poppet, brass and stainless steel internal parts
- composite (Polyeten PE-HD 300) cap to provide good protection in harsh environments
- FKM (FPM) gaskets standard on polyeten caps

Adapter x Female NPT

Female NPT	Body Size	*316 Stainless Steel* Part #	*Aluminum* Part #	*Brass / Gunmetal* [1] Part #
¾"	56 mm	***DDA075SS***	***DDA075AL***	***DDA075BR***
1"	56 mm	***DDA100SS***	***DDA100AL***	***DDA100BR***
1½"	70 mm	***DDA150SS***	***DDA150AL***	***DDA150BR***
2"	70 mm	***DDA200SS***	***DDA200AL***	***DDA200BR***
3"	105 mm	***DDA300SS105***	***DDA300AL105***	***DDA300GM105***
3"	119 mm	***DDA300SS***	***DDA300AL***	***DDA300GM***
4"	164 mm	***DDA400SS***	***DDA400AL***	***DDA400GM***
6"	238 mm	***DDA600SS***	***DDA600AL***	---

Adapter x 150# ASA Flange

150# Flange	Body Size	*316 Stainless Steel* Part #	*Aluminum* Part #	*Brass / Gunmetal* [1] Part #
¾"	56 mm	***DDA075SSFL***	---	---
1"	56 mm	***DDA100SSFL***	***DDA100ALFL***	***DDA100BRFL***
1½"	70 mm	***DDA150SSFL***	***DDA150ALFL***	***DDA150BRFL***
2"	70 mm	***DDA200SSFL***	***DDA200ALFL***	***DDA200BRFL***
3"	105 mm	***DDA300SS105FL***	***DDA300AL105FL***	***DDA300GM105FL***
3"	119 mm	***DDA300SSFL***	***DDA300ALFL***	***DDA300GMFL***
4"	164 mm	***DDA400SSFL***	***DDA400ALFL***	***DDA400GMFL***
6"	238 mm	***DDA600SSFL***	***DDA600ALFL***	---
8"	272 mm	***DDA800SSFL***	---	---

[1] produced to US government bronze specification G
- For flange dimensions, diagrams and additional information please reference dixonvalve.com.

Adapter x TTMA Flange

TTMA Flange	Body Size	*Aluminum* Part #
3"	105 mm	***DDA300AL105TTMA***
3"	119 mm	***DDA300AL119TTMA***
4"	164 mm	***DDA400AL164TTMA***

- For flange dimensions, diagrams and additional information please reference dixonvalve.com.

Adapter Weather Protector with Clamp

Size	*Black Neoprene* Part #
2"	***PCDVCHSS36***

Dust Caps

Size	Body Size	*Polyeten PE-HD 300* Part #
¾" and 1"	56 mm	***DDDC075***
1½" and 2"	70 mm	***DDDC150***
3"	105 mm	***DDDC300105***
3"	119 mm	***DDDC300***
4"	164 mm	***DDDC400***
6"	238 mm	***DDDC600*** [1]

[1] 6" dust cap is aluminum

Note: Reference page 14 for rubber dust caps.

MURDOCK industrial | Sales@MurdockIndustrial.com www.HoseWarehouse.com | Phone: 330-535-7105 Fax: 330-535-1125 | Skype: MurdockIndustrial

MannTek Dry Disconnects for Steam Service

Applications:
- designed to fit hoses carrying steam used in chemical (heating), pharmaceutical (disinfection and sterilization) and at loading bays

Features:
- coupling housing and all inner parts: stainless steel
- EPDM 291 seal
- unintentional separation is eliminated preventing accidents and avoiding unintended down time
- performance unaffected by surface rust
- lockable versions are available on 1½" and 2", contact Dixon®
- couplers supplied with double handles
- **150 PSI** at **350°F (177°C)**

Coupler x Female NPT

Female NPT	Body Size	*316 Stainless Steel* Part #
¾"	56 mm	***DDSC075SS***
1"	56 mm	***DDSC100SS***
1½"	70 mm	***DDSC150SS***
2"	70 mm	***DDSC200SS***

Adapter x Female NPT

Female NPT	Body Size	*316 Stainless Steel* Part #
¾"	56 mm	***DDSA075SS***
1"	56 mm	***DDSA100SS***
1½"	70 mm	***DDSA150SS***
2"	70 mm	***DDSA200SS***

MURDOCK industrial | Sales@MurdockIndustrial.com www.HoseWarehouse.com | Phone: 330-535-7105 Fax: 330-535-1125 | Skype: MurdockIndustrial

MannTek Dry Gas Couplings

Applications:
- primary application is in the handling of LPG - Propane and Butane
- designed for loading and discharge of bobtails or intermediate bulk delivery trucks to and from rail cars

Features:
- reliable, easy to maintain
- can be coupled to a tank unit with pressures up to **225 PSI** at ambient temperature **70°F (21°C)**, if pressure is higher, equip couplings with pressure relief valves.
- minimizes the risk of cold burns, spillage, product loss and health risks and keeps the environment free of hazardous vapors and liquids
- compatible with existing dry disconnect couplings
- stainless steel and brass / gunmetal (*produced to US government bronze specification G*)
- FKM (FPM) seals
- working pressure: **360 PSI** at ambient temperature **70°F (21°C)**
- composite (Polyeten PE-HD 300) plug provides good protection in harsh environments
- for pressure relief options contact Dixon®

Coupler x Female NPT

Female NPT	Body Size	*316 Stainless Steel* Part #
1"	56 mm	***DGC100SS***
2"	71 mm	***DGC200SS***
3"	119 mm	***DGC300SS***

Dust Plug for Couplers

Size	Body Size	*Polyeten PE-HD 300* Part #
1"	56 mm	***DGDP100***
2"	71 mm	***DGDP200***
3"	119 mm	***DGDP300***

Adapter x Female NPT

Female NPT	Body Size	*316 Stainless Steel* Part #
1"	56 mm	***DGA100SS***
2"	71 mm	***DGA200SS***
3"	119 mm	***DGA300SS***

Adapter x Female ACME

Female ACME	Body Size	*316 Stainless Steel* Part #
1¾"	56 mm	***DGA100SS175***
3¼"	71 mm	***DGA200SS325***

Adapter-Tank Unit x 150# ASA Flange

150# Flange	Body Size	*316 Stainless Steel* Part #
1"	56 mm	***DGA100SSFL***
2"	71 mm	***DGA200SSFL***
3"	119 mm	***DGA300SSFL***

- For flange dimensions, diagrams and additional information please reference dixonvalve.com.

Dust Cap for Adapters

Size	Body Size	Material	Part #
1"	56 mm	*polyeten PE-HD300*	***DGDC100***
2"	71 mm	*rubber*	***DGDC200***
3"	119 mm	*rubber*	***DGDC300***

MURDOCK industrial | Sales@MurdockIndustrial.com www.HoseWarehouse.com | Phone: 330-535-7105 Fax: 330-535-1125 | Skype: MurdockIndustrial

MannTek Dry Aviation Couplers - Hose Unit

Application:
- designed for use in aviation refueling systems

Features:
- working pressure: **150 PSI** at ambient temperature **70°F (21°C)**
- composite (Polyeten PE-HD 300) plug provides good protection in harsh environments
- accepts international standard 2½" point bayonet, hose end refueling nozzles according to: ISO45 / MS24484 / STANAG 3105 / British Aerospace Spec. 2C14, ***they are not configured for under-wing refueling***
- gunmetal coupling ring minimizes the risk of seizure
- riveted piston pin minimizes risk of failure under extreme pressure conditions
- protective ring is a specially formulated, weather resistant and electrically conductive rubber compound

Materials:
- body: high strength aluminum
- coupling ring: gunmetal (*produced to U.S. government bronze specification G*)
- bayonet flange and inner parts: stainless steel, aluminum
- all wetted parts are aluminum and stainless steel
- stainless steel ball bearings
- stainless steel shaft journal embedded in PTFE eliminates seizure
- PTFE bearings between the driving plate and piston guide eliminate the risk of seizure

Coupler x Female NPT

Female NPT	Body Size	*Aluminum* Part #
2½"	ISO 45	***DAC250AL***
3"	ISO 45	***DAC300AL***

Coupler x Female BSP

Female BSP	Body Size	*Aluminum* Part #
2½"	ISO 45	***DAC250ALBSP***
3"	ISO 45	***DAC300ALBSP***

Dust Plug for Couplers

Size	Body Size	*Polyeten PE-HD300* Part #
2½"	ISO 45	***DADP250***

MURDOCK industrial | Sales@MurdockIndustrial.com www.HoseWarehouse.com | Phone: 330-535-7105 Fax: 330-535-1125 | Skype: MurdockIndustrial

MannTek Dry Aviation Adapters - Tank Unit

Application:
- designed for use in aviation refueling systems

Materials:
- body: high strength aluminum
- coupling ring: gunmetal
- bayonet flange and inner parts: stainless steel, aluminum
- all wetted parts are in aluminum and stainless steel

Features:
- working pressure: **150 PSI** at ambient temperature **70°F (21°C)**
- composite (Polyeten PE-HD 300) cap provides good protection in harsh environments
- accepts international standard 2½" point bayonet hose end refueling nozzles according to: ISO45 / MS24484 / STANAG 3105 / British Aerospace Spec. 2C14, ***not configured for under-wing refueling***
- gunmetal coupling ring minimizes the risk of seizure
- PTFE bearings between the piston shaft and the piston guide eliminate the risk of seizure
- conical valve seat eliminates the risk of piston blow out when extreme pressure is used

Adapter x Female NPT

Size	Body Size	*Aluminum* Part #
2½"	ISO 45	***DAA250AL***
3"	ISO 45	***DAA300AL***

Adapter x 150# ASA Flange

150# Flange	Body Size	*Aluminum* Part #
2½"	ISO 45	***DAA250ALFL***
3"	ISO 45	***DAA300ALFL***

- For flange dimensions, diagrams and additional information please reference dixonvalve.com.

Dust Cap for Adapters

Size	Body Size	*Polyeten PE-HD 300* Part #
2½"	ISO 45	***DADC250***

MURDOCK industrial | Sales@MurdockIndustrial.com www.HoseWarehouse.com | Phone: 330-535-7105 Fax: 330-535-1125 | Skype: MurdockIndustrial

MannTek Safety Break-away Couplings - Marine Version

Application:
- typically for ship-to-offshore platform and ship-to-ship product transfer operations

Features:
- **designed to be installed within a hose string where the coupling will have a length of hose attached to both sides**
- minimizes spillage and damage associated with pull-away incidents
- coupling automatically senses excessive load, closes the valves and disconnects, release is executed when force causes bolts to break
- working pressure: **360 PSI** at ambient temperature **70°F (21°C)**
- FKM (FPM) O-rings, additional seal materials are available
- optional non-closure design available, contact Dixon®

Female NPT x Female NPT

Size	DN Size	*316 Stainless Steel* Part #
2"	50	***MSBC200SS***
3"	80	***MSBC300SS***
4"	100	***MSBC400SS***
5"	125	***MSBC500SS***
6"	150	***MSBC600SS*** NEW

Male NPT x Male NPT

Size	DN Size	*316 Stainless Steel* Part #
2"	50	***MSBC200SSMNPT***
3"	80	***MSBC300SSMNPT***
4"	100	***MSBC400SSMNPT***
5"	125	***MSBC500SSMNPT***
6"	150	***MSBC600SSMNPT***

150# Flange x 150 Flange

Size	DN Size	*316 Stainless Steel* Part #
2"	50	***MSBC200SSFL***
3"	80	***MSBC300SSFL***
4"	100	***MSBC400SSFL***
5"	125	***MSBC500SSFL***
6"	150	***MSBC600SSFL***
8"	200	***MSBC800SSFL***

- For flange dimensions, diagrams and additional information please reference dixonvalve.com.

How it Works

Safety break-away couplings have three external break bolts. In the case of axial tension all of the bolts take up the force corresponding to the break force on the hose with a safety margin. Non-axial forces concentrate the tension forces more strongly on one bolt, so that the safety break-away coupling reacts in a natural way to the reduction of the hose break forces.



BEFORE emergency disconnect

The safety break-away valve consists of two halves, each with a valve that has a O-ring seal.



AFTER emergency disconnect

When the safety break-away couplings separate, it allows the valves to close. The two valves close rapidly, minimizing exposure to personnel and the environment.

MURDOCK industrial | Sales@MurdockIndustrial.com www.HoseWarehouse.com | Phone: 330-535-7105 Fax: 330-535-1125 | Skype: MurdockIndustrial

MannTek Safety Break-away Couplings - Industrial Version

Application:
- loading rack, bulk loading / unloading, road tankers and rail tankers

Features:
- designed to be installed between a fixed point (pipe, pump, manifold) and a hose
- minimizes spillage and damage associated with pull-away incidents
- coupling automatically senses excessive load, closes valves and disconnects, release is executed when force causes bolts to break
- high flow rate / low pressure drop
- working pressure: stainless steel **360 PSI** and aluminum **230 PSI** at ambient temperature **70°F (21°C)**
- FKM (FPM) seal standard, additional seal materials are available
- optional non-closure design available, contact Dixon®

Female NPT x Female NPT

Size	DN Size	*316 Stainless Steel* Part #	*Aluminum* Part #
1"	25	***SBC100SS***	***SBC100AL***
2"	50	***SBC200SS***	***SBC200AL***
3"	80	***SBC300SS***	***SBC300AL***
4"	100	***SBC400SS***	***SBC400AL***
5"	125	***SBC500SS***	***SBC500AL***
6"	150	***SBC600SS***	***SBC600AL***

Male NPT x Male NPT

Size	DN Size	*316 Stainless Steel* Part #	*Aluminum* Part #
2"	50	***SBC200SSMNPT***	***SBC200ALMNPT***
3"	80	***SBC300SSMNPT***	***SBC300ALMNPT***
4"	100	***SBC400SSMNPT***	***SBC400ALMNPT***
5"	125	***SBC500SSMNPT***	***SBC500ALMNPT***
6"	150	***SBC600SSMNPT***	***SBC600ALMNPT***

150# Flange x 150# Flange

Size	DN Size	*316 Stainless Steel* Part #	*Aluminum* Part #
1"	25	***SBC100SSFL***	---
2"	50	***SBC200SSFL***	***SBC200ALFL***
3"	80	***SBC300SSFL***	***SBC300ALFL***
4"	100	***SBC400SSFL***	***SBC400ALFL***
5"	125	***SBC500SSFL***	***SBC500ALFL***
6"	150	***SBC600SSFL***	***SBC600ALFL***
8"	200	***SBC800SSFL***	---

- For flange dimensions, diagrams and additional information please reference dixonvalve.com.

TTMA Flanged Breakaway Coupling

Features:
- minimizes spillage and damage associated with drive away and pull away incidents
- installs between an API coupler and loading arm
- coupling automatically senses excessive load, closes the valves and disconnects, release is executed when force causes the bolts to break
- high flow rate / low pressure drop
- **150 PSI** at ambient temperature **70°F (21°C)**
- FKM/FPM is standard seal

Size	*Aluminum* Part #
4"	***SBC400ALTTMA***

- For flange dimensions, diagrams and additional information please reference dixonvalve.com.

MURDOCK industrial | Sales@MurdockIndustrial.com www.HoseWarehouse.com | Phone: 330-535-7105 Fax: 330-535-1125 | Skype: MurdockIndustrial

FloMAX Diesel Fueling System

Application:
- designed for on-site refueling of construction, mining, forestry and agricultural equipment

Diesel Fuel Nozzles

Features:
- 1½" female NPT
- tested to 180 gallons per minute
- integrated high flow swivel and sealing plug
- plug/bumper assembly gives complete nose seal
- investment cast aluminum housing
- anodized aluminum non-wear parts
- stainless steel wear components
- Delron® bushings eliminate metal-to-metal wear
- interchanges with Caterpillar® and Wiggins systems

Description	Part #
dog latch mechanism with sealing plug	***FN600***
ball lock with sealing plug	***FN600BL***
sealing plug for FN600	***FN600B-PLUG***
sealing plug for FN600BL	***FN600B***

One-Piece Diesel Fuel Receivers

Features:
- 2" male NPT
- O-ring sealed aluminum cap
- cap has set screw attached vinyl coated cable lanyard

Description	Material	Part #
one-piece receiver without cap	*nickel-plated steel*	***FRS***
one-piece receiver with cap	*nickel-plated steel*	***FRS-C***
one-piece receiver without cap	*anodized aluminum*	***FRA***
one-piece receiver with cap	*anodized aluminum*	***FRA-C***
cap for receiver	*anodized aluminum*	***FR-CAP***

Two-Piece Diesel Fuel Receivers

Features:
- 2" male NPT
- O-ring sealed aluminum cap
- cap has set screw attached vinyl coated cable lanyard

Description	Part #
two-piece receiver with removable stainless sleeve, without cap	***FR-RS***
two-piece receiver with removable stainless sleeve with cap	***FR-RS-C***
removable sleeve replacement for two-piece receiver	***FR-RS-R***
cap for receiver	***FR-CAP***

MURDOCK industrial | Sales@MurdockIndustrial.com www.HoseWarehouse.com | Phone: 330-535-7105 Fax: 330-535-1125 | Skype: MurdockIndustrial

FloMAX Diesel Fueling System

Non-Interchange Diesel Fuel Nozzle

Application:
- used in biodiesel fueling

Features:
- 1½" female NPT
- design prevents fuel contamination
- connects to the non-interchange receiver only
- ball lock design

Description	Part #
ball lock fuel nozzle	***FN600BL-NI***

Non-Interchange Diesel Fuel Receiver

Application:
- used in biodiesel fueling

Features:
- design prevents fuel contamination
- connects to the non-interchange nozzle only
- ball lock design

Description	*Anodized Aluminum* Part #
one-piece receiver with cap	***FRA-NI-C***

2" High Volume Diesel Fueling System

Features:
- capable of flowing over 400 GPM
- 2" female NPT
- stainless steel ball lock design
- removable pull back assembly

Materials:
- housing: aluminum
- non-wear parts: anodized aluminum
- internal wear components: stainless steel
- bushings: Delron®

Diesel Fuel Nozzles

Description	Part #
2" fuel nozzle	***FX1500*** [1]
2" fuel nozzle - with plug	***FX1500P*** [1]
2" fuel nozzle - with swivel	***FX1500S*** [1]
2" fuel nozzle - with swivel, with plug	***FX1500SP*** [1]
2" sealing plug for nozzle	***FX1500PLUG***

[1] must be used with high flow fuel vents found on page 21

Diesel Fuel Receivers

Description	Part #
2" diesel fuel receiver	***FRX***
2" fuel receiver with cap	***FRX-C***
2" cap for receiver	***FRXCAP***

MURDOCK industrial | Sales@MurdockIndustrial.com www.HoseWarehouse.com | Phone: 330-535-7105 Fax: 330-535-1125 | Skype: MurdockIndustrial

Diesel Fuel Gravity Fill Receivers

Feature:
- used with the FN600 or FN600BL to convert to gravity fueling

Size	Description	Part #
1⅜"	straight	***GFR-0***
1⅜"	45°	***GFR-45***
1⅜"	90°	***GFR-90***
1"	straight	***GFR1-0***
1"	45°	***GFR1-45***
1"	90°	***GFR1-90***

GFR-0

GFR-90

Fuel Vents

Features:
- 2" male NPT
- billet cap provides superior impact resistance
- easily serviced all metal construction
- rigid ball cage for positive seal
- available with: threaded outlet, half coupling and anti-vandalism mounting

Description	Part #
vent with 5" tube	***VT***
vent with 7" tube	***VT7***
vent with 9" tube	***VT9***
vent with 5" tube and threaded outlet	***VTT***

VT

VTT

High Flow Fuel Vents

Feature:
- 7" tubes are available, contact Dixon® for more information

Description	Part #
high flow fuel vent with 5" tube	***VTX***
high flow fuel vent with 9" tube	***VTX-9***

Diesel Fuel Swivels

Features:
- stainless steel male threaded base and ball bearings
- hard black anodized female threaded nut
- fluorosilicone sealing O-rings

Thread Size	Description	Part #
1½" male NPT x 1½" female NPT	standard	***FNS***
2" male NPT x 1½" female NPT	standard	***FNS2***
1½" female NPT x 1½" female NPT	double	***FNSID***
1½" male NPS x 1½" female NPT	standard	***FN600S*** [1]

[1] used with FN600 or FN600BL

FNS - standard

FNSID - double

Service Box

Features:
- Designed to enclose receivers for diesel fuel, hydraulic oil, transmission fluid and coolant reducing contamination and weather related problems.
- normally installed on heavy duty earth mover equipment and drill rigs
- 12 gauge steel construction with heavy duty hinges
- painted with Imron® Primer

Part #
FSB

receivers sold separately

MURDOCK industrial | Sales@MurdockIndustrial.com www.HoseWarehouse.com | Phone: 330-535-7105 Fax: 330-535-1125 | Skype: MurdockIndustrial

Standard Series Connectors

Features:
- standard series connectors consist of four color-coded mating connectors
- all-metal construction with stainless steel wear components and anodized aircraft grade aluminum non-wear components
- easily recognizable labeling
- fully compatible and interchangeable with industry standards

Engine Oil Nozzles

Features:
- **bright red**
- universally fits both R-series and Standard series crankcase receivers
- incorporates 10 locking balls with a 40% deeper engagement
- resistant to clogging with a greater ease of cleaning
- smooth actuation
- larger diameter pullback lanyard

Male Thread	Description	*Anodized Aluminum* Part #
¾" NPT	engine nozzle ball lock	***ENBL***
¾" NPT	engine nozzle ball lock with plug	***ENBL-P***
---	engine nozzle plug	***ENBL-PLUG***

Engine Oil Receivers

ERS-C

ERJ-C

Male Thread	Description	*Anodized Aluminum* Part #
¾" NPT	engine receiver	***ERS***
¾" NPT	engine receiver with cap	***ERS-C***
---	engine receiver cap	***ERS-CAP***
¾" JIC	engine receiver with JIC bulkhead base	***ERJ***
¾" JIC	engine receiver with JIC bulkhead base and cap	***ERJ-C***

Coolant Fluid Nozzles

Features:
- **bright teal**
- standard roll-pin locking mechanism
- ergonomically engineered pullbacks and caps

Male Thread	Description	*Anodized Aluminum* Part #
½" NPT	coolant nozzle ball lock	***CN***
½" NPT	coolant nozzle ball lock with plug	***CN-P***
---	coolant nozzle plug	***CN-PLUG***

Coolant Fluid Receivers

Male Thread	Description	*Anodized Aluminum* Part #
½" NPT	coolant receiver	***CR-S***
½" NPT	coolant receiver with cap	***CR-C***
---	coolant receiver cap	***CR-CAP***

MURDOCK industrial | Sales@MurdockIndustrial.com www.HoseWarehouse.com | Phone: 330-535-7105 Fax: 330-535-1125 | Skype: MurdockIndustrial

Standard Series Connectors

Hydraulic Oil Nozzles

Features:
- **bright gold**
- 10 steel dog latching mechanism
- ergonomically engineered pullbacks and caps

Female Thread	Description	*Anodized Aluminum* Part #
¾" NPT	hydraulic nozzle	***HN***
¾" NPT	hydraulic nozzle with plug	***HN-P***
---	hydraulic nozzle plug	***HN-PLUG***

Hydraulic Oil Receivers

Male Thread	Description	*Anodized Aluminum* Part #
¾" NPT	hydraulic receiver	***HR***
¾" NPT	hydraulic receiver with cap	***HR-C***
---	hydraulic receiver cap	***HR-CAP***

Transmission Fluid Nozzles

Features:
- **bright violet**
- 6 steel dog latching mechanism
- ergonomically engineered pullbacks and caps

Male Thread	Description	*Anodized Aluminum* Part #
½" NPT	transmission nozzle	***TN***
½" NPT	transmission nozzle with plug	***TN-P***
---	transmission nozzle plug	***TN-PLUG***

Transmission Fluid Receivers

Female Thread	Description	*Anodized Aluminum* Part #
⅜" NPT	transmission receiver	***TR***
⅜" NPT	transmission receiver with cap	***TR-C***
---	transmission receiver cap	***TR-CAP***

MURDOCK industrial | Sales@MurdockIndustrial.com www.HoseWarehouse.com | Phone: 330-535-7105 Fax: 330-535-1125 | Skype: MurdockIndustrial

R Series Connectors

Features:
- fully compatible and interchangeable with industry standards
- all-metal construction using anodized aircraft grade aluminum non-wear components
- standard roll-pin locking mechanism
- ergonomically engineered pullbacks and caps

Engine Oil Nozzles

Feature:
- **bright red**

Female Thread	Description	*Anodized Aluminum* Part #
¾" NPT	R-series engine nozzle	***R-EN***
¾" NPT	R-series engine nozzle with plug	***R-EN-P***
---	R-series engine nozzle plug	***R-EN-PLUG***

Engine Oil Receivers

Male Thread	Female Thread	Description	*Anodized Aluminum* Part #
1.625-12 UN-2A	1.312-12 UN-2B	R-series engine receiver	***R-ER***
1.625-12 UN-2A	1.312-12 UN-2B	R-series engine receiver with cap	***R-ER-C***
---	---	R-series engine receiver cap	***R-ER-CAP***

Coolant Fluid Nozzles

Feature:
- **bright teal**

Female Thread	Description	*Anodized Aluminum* Part #
½" NPT	R-series coolant nozzle	***R-CN***
½" NPT	R-series coolant nozzle with plug	***R-CN-P***
---	R-series coolant nozzle plug	***R-CN-PLUG***

Coolant Fluid Receivers

Male Thread	Female Thread	Description	*Anodized Aluminum* Part #
1.187-12 UN-2A	.875-14 UN-2B	R-series coolant receiver	***R-CR***
1.187-12 UN-2A	.875-14 UN-2B	R-series coolant receiver with cap	***R-CR-C***
---	---	R-series coolant receiver cap	***R-CR-CAP***

MURDOCK industrial | Sales@MurdockIndustrial.com www.HoseWarehouse.com | Phone: 330-535-7105 Fax: 330-535-1125 | Skype: MurdockIndustrial

R Series Connectors

Hydraulic Oil Nozzles

Feature:
- **bright gold**

Female Thread	Description	*Anodized Aluminum* Part #
1" NPT	R-series hydraulic nozzle	***R-HN***
1" NPT	R-series hydraulic nozzle with plug	***R-HN-P***
---	R-series hydraulic nozzle plug	***R-HN-PLUG***

Hydraulic Oil Receivers

Male Thread	Female Thread	Description	*Anodized Aluminum* Part #
1.875-12 UN-2A	1.625-12 UN-2B	R-series hydraulic receiver	***R-HR***
1.875-12 UN-2A	1.625-12 UN-2B	R-series hydraulic receiver with cap	***R-HR-C***
---	---	R-series hydraulic receiver cap	***R-HR-CAP***



Transmission Fluid Nozzles

Feature:
- **bright violet**

Female Thread	Description	*Anodized Aluminum* Part #
¾" NPT	R-series transmission nozzle	***R-TN***
¾" NPT	R-series transmission nozzle with plug	***R-TN-P***
---	R-series transmission nozzle plug	***R-TN-PLUG***

Transmission Fluid Receivers

Male Thread	Female Thread	Description	*Anodized Aluminum* Part #
1.312-12 UN-2A	1.062-12 UN-2B	R-series transmission receiver	***R-TR***
1.312-12 UN-2A	1.062-12 UN-2B	R-series transmission receiver, cap	***R-TR-C***
---	---	R-series transmission receiver cap	***R-TR-CAP***

MURDOCK industrial | Sales@MurdockIndustrial.com www.HoseWarehouse.com | Phone: 330-535-7105 Fax: 330-535-1125 | Skype: MurdockIndustrial

High Flow ¾" Series Connectors

Features:

- 6 nozzle and receiver sets color coded for quick identification of mating parts; each color nozzle and receiver only couples with matching color component providing complete protection against cross contamination
- maximum flow rate: 50 GPM at 40 PSI
- working pressure rating: **200 PSI**

Nozzles

Male Thread	Description	*Anodized Aluminum* Part #
¾" NPT	red nozzle with plug	***ENBL-P***
	gold nozzle with plug	***ENBL-P2***
	teal nozzle with plug	***ENBL-P3***
	violet nozzle with plug	***ENBL-P4***
	navy nozzle with plug	***ENBL-P5***
	copper nozzle with plug	***ENBL-P6***

Receivers

Male Thread	Description	*Anodized Aluminum* Part #
¾" NPT	red receiver with cap	***ERS-C***
	gold receiver with cap	***ERS-C2***
	teal receiver with cap	***ERS-C3***
	violet receiver with cap	***ERS-C4***
	navy receiver with cap	***ERS-C5***
	copper receiver with cap	***ERS-C6***

- ERS series is available with JIC bulkhead base, substitute 'J' for 'S', example: ERJ-C2

High Flow 1" Series Connectors

Features:

- 7 color coded nozzle and receiver sets for quick identification of mating parts; nozzle and receiver only couple with matching color component providing complete protection against cross contamination
- nozzle/receiver combination has a flow area equivalent to a 1" schedule 80 pipe
- working pressure: **500 PSI** with burst pressure: **1500 PSI**
- all wear parts are stainless steel; all non-wear parts are colored anodized aircraft grade aluminum
- standard nozzle mounting: 1" female NPT; receiver: 1" male NPT
- nozzle incorporates a ball lock mechanism ensuring smooth and reliable operation
- length: nozzle 3.90" (99 mm), receiver 3.44" (87 mm)
- nozzle and receiver coupled length: 5.44" (138 mm)
- diameter: 2.50" (64 mm)
- hex size: 2" (51 mm)

Nozzles

Female NPT	Description	*Anodized Aluminum* Part #
1"	red nozzle with plug	***HFN-P1***
	gold nozzle with plug	***HFN-P2***
	teal nozzle with plug	***HFN-P3***
	violet nozzle with plug	***HFN-P4***
	navy nozzle with plug	***HFN-P5***
	copper nozzle with plug	***HFN-P6***
	blue/gray nozzle with plug	***HFN-P7***

Receivers

Male NPT	Description	*Anodized Aluminum* Part #
1"	red receiver with cap	***HFR-C1***
	gold receiver with cap	***HFR-C2***
	teal receiver with cap	***HFR-C3***
	violet receiver with cap	***HFR-C4***
	navy receiver with cap	***HFR-C5***
	copper receiver with cap	***HFR-C6***
	blue/gray receiver with cap	***HFR-C7***

MURDOCK industrial | Sales@MurdockIndustrial.com www.HoseWarehouse.com | Phone: 330-535-7105 Fax: 330-535-1125 | Skype: MurdockIndustrial

FloMAX Part Number Cross Reference

Standard Series Connectors

Dixon® Part #	Caterpillar® Part #	Wiggins Part #
Engine Oil Nozzles		
ENBL	9S9273	OS2
ENBL-P	---	OSP2
ENBL-PLUG	9S9274	OP-12
ERJ	---	ON6
Engine Oil Receivers		
ERS	9S9271	ON2
ERS-C	---	ONC2A
ERS-CAP	9S9272	O3B12P
Coolant Fluid Nozzles		
CN	108-5455	EC280B8
CN-P	---	---
CN-PLUG	108-5456	1209-8
Coolant Fluid Receivers		
CR-S	IQ5459	EC285A8
CR-C	---	---
CR-CAP	5P3587	1208-8
Hydraulic Oil Nozzles		
HN	108-5433	6000B12
HN-P	---	---
HN-PLUG	---	6009-12
Hydraulic Oil Receivers		
HR	108-5454	6005A12
HR-C	---	---
HR-CAP	IQ-5468	6008-12
Transmission Fluid Nozzles		
TN	126-7538	C-1807
TN-P	---	---
TN-PLUG	---	P-1844
Transmission Fluid Receivers		
TR	108-5456	P-1804
TR-C	---	---
TR-CAP	SP3587	P-1880

Fuel Vent Series

Dixon® Part #	Caterpillar® Part #	Wiggins Part #
VT	6G7803	ZV10
VT7	---	ZV10F
VT9	---	ZV10
VTT	5V6106	ZV10C
VT-C		ZV10A
VT-A-7	9G01965	ZV11
VT-A-9	4T1314	ZV11A

R Series Connectors

Dixon® Part #	Caterpillar® Part #	Wiggins Part #
Engine Oil Nozzles		
R-EN	---	R15
R-EN-P	---	---
R-EN-PLUG	---	R1507
Engine Oil Receivers		
R-ER	---	R16
R-ER-C	---	---
R-ER-CAP	---	R1605
Coolant Fluid Nozzles		
R-CN	---	R11
R-CN-P	---	---
R-CN-PLUG	---	R1107
Coolant Fluid Receivers		
R-CR	---	R12
R-CR-C	---	---
R-CR-CAP	---	R1205
Hydraulic Oil Nozzles		
R-HN	---	R17
R-HN-P	---	---
R-HN-PLUG	---	R1707
Hydraulic Oil Receivers		
R-HR	---	R18
R-HR-C	---	---
R-HR-CAP	---	R1805
Transmission Fluid Nozzles		
R-TN	---	R13
R-TN-P	---	---
R-TN-PLUG	---	R1307
Transmission Fluid Receivers		
R-TR	---	R14
R-TR-C	---	---
R-TR-CAP	---	R1405

Diesel Fueling System

Dixon® Part #	Caterpillar® Part #	Wiggins Part #
Nozzles		
FN600	---	ZZF150
FN600BL	---	ZZ9A1
FN600B-PLUG	---	---
Receivers		
FRS	2G9000	ZN2A
FRS-C	---	ZNC2A
FRA	---	ZN2A
FRA-C		ZNC2A
FR-CAP	0D0630	ZC20P
FR2	9D0630	---
FR2-C	---	---
FR2-R	---	---
GFR-0	---	ZN6A
GFR-45	---	---
GFR-90	---	ZN6B
GFR1-0	---	ZN6B
GFR1-45	---	---
GFR1-90	---	ZN6B
FNS	---	ZS9
FNS2	---	---
FN600S	---	---
BFN		ZS5
BH-F		
FNS10	---	---
FR-SOCKET		
BH-W		

MURDOCK industrial | Sales@MurdockIndustrial.com www.HoseWarehouse.com | Phone: 330-535-7105 Fax: 330-535-1125 | Skype: MurdockIndustrial

API Couplers

Features:

- completely modular coupler can be built with various face seal combinations to be compatible with different alternative fuel / performance levels and applications
- 4" TTMA inlet mounting flange
- 5 cam design for easy alignment and tight connection
- ball-end handle for easy, comfortable operation
- no special tools needed for maintenance
- shaft seals can be changed without removing coupler from loading arm
- link, shaft, pin and crank: hardened 17-4PH stainless steel
- cam: stainless steel
- weight: 20 lbs.
- 5300, 5300B, 5300BC, 5300BCL: maximum working pressure **150 PSI**
  5300G: maximum working pressure **100 PSI**
  5400: maximum working pressure **75 PSI**
- peak surge pressure: **350 PSI**
- maximum flow rate: 600 GPM, (2271 LPM)
- pressure drop: **3 to 4 PSI**
- seal color code: FKM - brown dot; FKM B - yellow dot, FKM GFLT - green dot
- replacement parts are available, contact Dixon®

API Couplers with Bonded Nose Seal

Seal Material	Operating Temperature	Part #
Buna	**-20°F** to **250°F (-29°C** to **121°C)**	***5300***
FKM-B	**-10°F** to **400°F (-23°C** to **204°C)**	***5300B***
FKM-GFLT	**-20°F** to **400°F (-29°C** to **204°C)**	***5300G***
FKM-B with *stainless* wave spring	**-10°F** to **400°F (-23°C** to **204°C)**	***5300BC*** [1]
FKM-B with *stainless* wave spring	**-10°F** to **400°F (-23°C** to **204°C)**	***5300BCL***

[1] stainless steel internal springs and is recommended for crude oil service

API Couplers with Replaceable Nose Seal

Seal Material	Operating Temperature	Part #
Buna	**-20°F** to **250°F (-29°C** to **121°C)**	***5400***
FKM-B	**-10°F** to **400°F (-23°C** to **204°C)**	***5400B***
FKM-GFLT	**-20°F** to **400°F (-29°C** to **204°C)**	***5400G***

API Coupler Locking Handle Repair Kit

Description	Part #
locking handle kit for 5300BC rack couplers	***5354K21***

API Load Only Valves

Application:

- used for bottom loading and unloading of petroleum tankers, typically mounted to the piping below each tank compartment using the built-in 4" TTMA flange connection

Features:

- unique fluid flow sight level
- ergonomically curved handle operates on a short 62° degree stroke
- Nose ring is anodized hard coat aluminum, which in most applications will provide years of trouble free service. Nose ring can be rotated to provide a fresh connection surface.

Description	Part #
load only API valve without sight glass, ALH nose ring	***5204LNG***
load only API valve without sight glass, Baylast™ seal, stainless steel springs	***5204LSNG***
load only API valve without sight glass, Baylast™ seal, stainless steel springs with ½" FNPT drain port	***5204LSNGP***

API Load/Unload Valves

Description	Part #
load/unload API valve with sight glass, fixed handle, ALH nose	***5204***
load/unload API valve, without sight glass, fixed handle, Baylast™ seal	***5204NG***

MURDOCK industrial | Sales@MurdockIndustrial.com www.HoseWarehouse.com | Phone: 330-535-7105 Fax: 330-535-1125 | Skype: MurdockIndustrial

API Drop Adapters

Application:
- for offloading through an API adapter

Adapter Size	Coupler Size	Description	*Aluminum* Part #
3"	4" API	with Baylast™ O-ring seal	***4530***
4"	4" API	with Baylast™ O-ring seal	***4540***
4"	4" API	with Buna-N O-ring seal	**4540F**

API Drop Adapters with Sight Glass

Adapter Size	Coupler Size	Description	*Aluminum* Part #
3"	4" API	with inline sight glass and Baylast™ flat gasket	***4530SG***
4"	4" API	with inline sight glass and Baylast™ flat gasket	***4540SG***

API Gravity Drop Adapters

Adapter Size	Coupler Size	Description	*Aluminum* Part #
3"	4" API	with flat Buna gasket	***31440-225AL***
4"	4" API	with flat Buna gasket	***41440-225AL***

API Drop Adapter Repair Kits

Description	Part #
replacement cam arms, pins and Baylast™ O-ring seal (standard)	***4500RK***
replacement cam arms, pins and FKM O-ring seal (optional)	***4500RK-V***
replacement 18" chain and S hook	***5205-RK4***
sight glass repair kit (fits 3" and 4")	***4540SG-RK1***
flat replacement Baylast gasket for 4530SG, 4540SG	***4540SG-RK2***
replacement cam arms and pins (fits 3" and 4")	***4540SG-RK3***
Baylast O-ring replacement seal for 4530, 4540, 5000-24	***4500-5***
flat replacement gasket for 31440-225AL, 41440-225AL, 41450-DCAL	***2143SEALBU***

4540SG-RK1

API Dust Caps

Size	Description	*Aluminum* Part #	Optional Qty
4" API	with flat Buna gasket and brass cam arms	***41450-DCAL***	5
	with O-ring Baylast™ seal and brass cam arms	***5000-24***	10
	with locking arms	***5000-24L***	1

with cam arms

Adapter Size	Description	*Nylon* Part #	Optional Qty
4" API	with flat Buna seal and plated steel pad lockable roller lever	***5000-25***	20

with locking arms

MURDOCK industrial | Sales@MurdockIndustrial.com www.HoseWarehouse.com | Phone: 330-535-7105 Fax: 330-535-1125 | Skype: MurdockIndustrial

Gravity Drop Adapter Dust Caps

4540DC

4540DC-1200

Features:
- designed to fit on any 4" cam and groove adapter, specifically 4" gravity drop adapters
- reduce weight
- easy Pull Off / Push On operation
- Buna gasket
- NOT intended to be pressurized

Size	*Black Nylon* Part #
4"	***4540DC***
4"	***4540DC-1200*** [1]

[1] supplied with chain

Dixon Bayco Adapter with Grounding Tab

Size	Description	*356T6 Aluminum* Part #
4"	male adapter with grounding tab	***400-E-ALGT***

Dixon Bayco Coupler with Grounding Tab

Size	Description	*356T6 Aluminum* Part #
4"	female coupler with grounding tab	***400-C-ALGT***

MURDOCK industrial | Sales@MurdockIndustrial.com www.HoseWarehouse.com | Phone: 330-535-7105 Fax: 330-535-1125 | Skype: MurdockIndustrial

API Compatible Loading Rack Cords

Features:

- highly visible safety orange jacket meets trip hazard requirements
- cord is bonded mechanically and resistant to abrasion and oil
- Cord sets are interchangeable with Scully and Civacon. All wiring is compatible with standard Scully color codes and wiring number configurations. The 9 pin conductor is shielded to be compatible with Scully VIP system.
- plug body is reinforced nylon and is color coded Optic Blue or Thermistor Green
- button contacts are 316 stainless steel to prevent corrosion or galling
- all other hardware is stainless steel

API Optic Cord Assemblies

Description	Part #
plug with 30' coiled cable, 6 contact pins, 3 J slots	***FT620***
plug with 20' straight cable, 6 contact pins, 3 J slots	***FT620S***
plug with 30' coiled cord, 6 contact pins, 3 J slots, J560 plug	***FT620P***
replacement plug assembly with 6 contact pins, 3 J slots	***FT621***
replacement 30' coiled cable, optic 6 conductor	***FT622***
plug storage hanger	***FT623***
replacement 20' straight cord, optic 6 conductor	***FT624***

FT620

API Thermistor Cord Assemblies

Description	Part #
plug with 30' coiled cable, 8 contact pins, 2 J slots	***FT600***
plug with 30' coiled cable, 8 contact pins, 2 J slots, 13 pin connector	***FT600P***
plug with 30' coiled cord, 10 contact pins, 2 J slots (for Canada)	***FT600C***
plug with 20' straight cable, 8 contact pins, 2 J slots	***FT600S***
plug with 20' straight cable, Thermistor conductor, 8 contact pins, 4 J slots NEW	***FT600S-4***
plug with 30' coiled cable, 10 contact pins, 4 J slots	***FT600CP***
plug with 20' straight cable, 10 contact pins, 4 J slots (for Canada)	***FT600SC***
replacement plug assembly with 8 contact pins, 2 J slots	***FT601***
replacement plug assembly with 10 contact pins, 4 J slots (for Canada)	***FT601-10***
replacement 30' coiled cable, Thermistor 10 conductor	***FT602***
plug storage hanger	***FT603***
replacement 20' straight cord, Thermistor 10 conductor	***FT604***

FT600

- Rack cord part number competitor cross references can be found on the following page.

MURDOCK industrial | Sales@MurdockIndustrial.com www.HoseWarehouse.com | Phone: 330-535-7105 Fax: 330-535-1125 | Skype: MurdockIndustrial

API Rack Cord Assemblies

FloTech™ Part #	Civacon Part #	Scully Part #	API		Cord		J-Slots			Pins			Breakaway Plug	
			Thermistor	Optic	20' Straight	30' Coiled	2	3	4	6	8	10	Optic J560 Aluminum	Thermistor 13 Pin Plastic
FT600	7300SR-7300	21818	✓			✓	✓				✓			
FT600-4			✓			✓			✓		✓			
FT600C	7300CSR-7300	31092	✓			✓			✓			✓		
FT600C-2	7300C-7300		✓			✓	✓					✓		
FT600P	7320SR-7320		✓			✓	✓				✓			✓
FT600P-4			✓			✓			✓		✓			✓
FT600S	7300-STRAIGHT	20830	✓		✓		✓				✓			
FT600SC	7300C-STRAIGHT		✓		✓				✓			✓		
FT600CP			✓			✓			✓			✓		✓
FT600SP			✓				✓				✓			✓
FT605C				✓		✓			✓	✓				
FT620	7100SR-7100	21831		✓		✓		✓		✓				
FT620P	7100-J560			✓		✓		✓		✓			✓	
FT620X620				✓		✓		✓		✓				
FT620S	7100-STRAIGHT	21764		✓	✓			✓		✓				

API Rack Cord Parts

FloTech™ Part #	Civacon Part #	Scully Part #	API		Cord		J-Slots			Pins		
			Thermistor	Optic	20' Straight	30' Coiled	2	3	4	6	8	10
FT601	7310SR-7310		✓				✓				✓	
FT601-4			✓						✓		✓	
FT601-10			✓						✓			✓
FT602			✓			✓						
FT603	7350-7350		✓						✓			
FT604			✓		✓							
FT621	7110SR-7110	21766		✓				✓		✓		
FT622	7220-7220	31099		✓				✓				
FT623	7150-7150			✓				✓				
FT624		31098		✓	✓	✓						

FloTech™ FT590 Series Rack Monitor Testers

FT590TG

Description	Part #
rack tester with grounding bolt	***FT590TG***
rack tester thermistor	***FT590TGT***
rack tester with ground bolt	***FT590OG***
rack tester with ground bolt and Trailer Identification Module	***FT590OGT***

MURDOCK industrial | Sales@MurdockIndustrial.com www.HoseWarehouse.com | Phone: 330-535-7105 Fax: 330-535-1125 | Skype: MurdockIndustrial

Dixon® Vapor Recovery Couplers

- not intended for liquid service, for vapor recovery *only*

Materials:
- body: cast aluminun
- arms: bronze with stainless steel pins
- finger rings: plated carbon steel
- gasket: Buna-N

Coupler with Probe x Adapter

Coupler Size	Adapter Size	*356T6 Aluminum* Part #
4"	3"	***4030-DAVR-AL***

Coupler with Probe x Coupler with Probe

Coupler Size	Coupler Size	*356T6 Aluminum* Part #
4"	4"	***400-DDVR-AL***

Coupler with Probe x Hose Shank

Applications:
- for use with 3" vapor hose
- not intended for liquid service, for vapor recovery *only*

Materials:
- cast aluminum body
- arms : bronze
- pins and finger rings: stainless steel
- gasket: Buna-N



VR4030CS-AL

Features:
- VR4030CS-AL has an FKM O-ring poppet seal
- *Dixon® replacement handle assemblies will not work on these fittings, contact Dixon® for replacements.*

Coupler Size	Hose Shank Size	Description	Part #
3"	3"	---	***VRC3000AL***
4"	2"	---	***4020-CVR-AL***
4"	3"	no poppet	***4030-CVR-AL***
4"	3"	poppet	***VR4030CS-AL*** [1]
4"	3"	floating bridge poppet	***VR4030CS-SH*** [2]
4"	4"	no poppet	***400-CVR-AL***
4"	4"	floating bridge poppet	***VR4040CS-AL*** [2]

VRC.3000AL

[1] interchanges with all competitor vapor valves *except* Civacon #633LVH (special bulb design).
[2] superior interface with air interlock

4030-CVR-AL

Repair Kits

Description	Part #
seal repair kit: gasket, machine screw and FKM O-ring	***VR4040CSRK1***
cam arm repair kit: paddle arm and cam arm pin	***VR4040CSRK2***

MURDOCK industrial | Sales@MurdockIndustrial.com www.HoseWarehouse.com | Phone: 330-535-7105 Fax: 330-535-1125 | Skype: MurdockIndustrial

Dixon® Vapor Recovery

Couplers

VR4030CS-AL45

VR4040CS-AL

Material:
- seal: Buna N and FKM

Features:
- 'floating bridge' poppet design allows optimal flow
- machined hose shank ensures easier insertion into hose and better sealing
- durable, easy to couple stainless cam arms
- big wings ensure contact with air interlock button on tanker helping prevent drive-offs
- change poppet seal without removing the coupler from the hose
- secure to hose with traditional band clamps or built in crimp collar
- 4" MNPT version allows for either cam and groove or threaded flange option
- not intended for liquid service, for vapor recovery *only*

Coupler Size	Description	*Aluminum* Part #
4"	4" coupler x 4" hose shank	***VR4040CS-AL***
	4" coupler x 3" 45° hose shank	***VR4030CS-AL45***
	NEW 4" coupler x 4" 45° hose shank	***VR4040CS-AL45***
	NEW 4" coupler x 4" 45° hose shank swivel	***VR4040CS-ALS45***
	NEW 4" coupler x 4" MNPT connection	***VR4040CS-4MNPT***
	NEW 4" coupler x 3" hose shank	***VR4030CS-SH***

Repair Kits

NEW

VRHK

Description	Part #
handle kit	***VRHK***
compact handle kit	***VRHK-C***
seal repair kit	***VR4040CSRK1***
cam arm repair kit	***VR4040CSRK2***

Coupler x Female NPT



- not intended for liquid service, for vapor recovery *only*

Materials:
- body: cast aluminum
- arms: bronze with stainless steel pins
- finger rings: plated carbon steel
- gasket: Buna-N

Coupler Size	Female NPT Size	*356T6 Aluminum* Part #
4"	3"	***4030-DVR-AL***
	4"	***400-DVR-AL***

MURDOCK industrial | Sales@MurdockIndustrial.com www.HoseWarehouse.com | Phone: 330-535-7105 Fax: 330-535-1125 | Skype: MurdockIndustrial

Tank Truck Flanged Tee

Size	*356T6 Aluminum* Part #
4"	***400-TLT-AL***

- For flange dimensions, diagrams and additional information please reference dixonvalve.com.

TTMA Series Flange Adapters

Features:
- simply and easily converts threaded components to a standard TTMA flange configuration
- solid cast lightweight aluminum design is more durable than welded fabrications
- design improves flow through adapter
- compact size reduces the overall space needed to install

TTMA Flange x Male NPT Adapters

TTMA Flange	Male NPT	Overall Length	*Aluminum* Part #
3"	3"	2½"	***TTF3AL-3MT***
4"	3"	2½"	***TTF4AL-3MT***
4"	4"	2½"	***TTF4AL-4MT***

TTMA Flange x Extended Length Male NPT Adapters

TTMA Flange	Male NPT	Overall Length	*Aluminum* Part #
4"	3"	5½"	***TTF4AL-3EMT***
	4"	5½"	***TTF4AL-4EMT***

TTMA Flange x Female NPT Adapter

TTMA Flange	Female NPT	Overall Length	*Aluminum* Part #
4"	3"	2½"	***TTF4AL-3FT***
	4"	2½"	***TTF4AL-4FT***

TTMA Slip-on Socket Weld Flange

TTMA Flange	Pipe Size	*356T6 Aluminum* Part #
4"	4"	***TTF400SP***

TTMA Slip-on Plate Flange

TTMA Flange	Pipe Size	*Aluminum* Part #
4"	4"	***TTMA-64***

TTMA Buttweld Flange

TTMA Flange	Pipe Size	Thickness	*Aluminum* Part #
3"	4"	⅜"	***TTF3AL***
4"	4"	⅜"	***TTF4AL***

- For flange dimensions, diagrams and additional information please reference dixonvalve.com.

MURDOCK industrial | Sales@MurdockIndustrial.com www.HoseWarehouse.com | Phone: 330-535-7105 Fax: 330-535-1125 | Skype: MurdockIndustrial

TTMA Flange Spacer with ½" Port

Size	Description	*Aluminum* Part #
4"	flange spacer with ½" female NPT port	***TTFS4AL-FP50***

TTMA Flange Extensions

TETF4AL

TETFG4AL

Application:
- used on load arms to connect an API load coupler to a load arm

Features:
- adds a 6" space between the load arm and the tank truck
- extension with groove provides a specified parting point to prevent excessive damage to the loading arm

Size	Description	*Aluminum* Part #
4"	TTMA flange extension	***TETF4AL***
4"	TTMA flange extension with groove	***TETFG4AL***
4"	TTMA flange extension with ½" female NPT port	***TETF4ALFP50***

- For flange dimensions, diagrams and additional information please reference dixonvalve.com.

Cam & Groove Adapter x TTMA Flange

Features:
- aluminum flanges have a flat face, stainless flanges have a raised face
- reference dixonvalve.com for flange drilling standards
- pressure rating is based on the seal of the mating part, see ratings on pages 123 - 124

Size	*356T6 Aluminum* Part #	*316 Stainless Steel* Part #
3"	***300-ALT-AL***	***300-ALT-SS*** [1]
3" x 4"	***3040ALTAL***	---
4"	***400-ALT-AL***	***400-ALT-SS*** [1]
6"	***600-ALT-AL***	---

[1] parts are produced as a welded fabrication

Cam & Groove Coupler x TTMA Flange

Features:
- supplied standard with a Buna-N gasket, other gaskets available on pages 167 - 169
- use Dixon® replacement handles only

Size	*356T6 Aluminum* Part #
3"	***300-DLT-AL***
3" x 4"	***3040DLTAL***
4"	***400-DLT-AL***
6"	***600-DLT-AL***

- For flange dimensions, diagrams and additional information please reference dixonvalve.com.

Cam & Groove 22½° Adapter x TTMA Flange

Feature:
- pressure rating is based on the seal of the mating part, see ratings on page 123 - 124

Size	*356T6 Aluminum* Part #
4"	***40022ALTAL***

Cam & Groove 22½° Coupler x TTMA Flange

Features:
- supplied standard with a Buna-N gasket, other gaskets available on pages 167 - 169
- use Dixon® replacement handles only

Size	*356T6 Aluminum* Part #
4"	***40022DLTAL***

- For flange dimensions, diagrams and additional information please reference dixonvalve.com.

MURDOCK industrial | Sales@MurdockIndustrial.com www.HoseWarehouse.com | Phone: 330-535-7105 Fax: 330-535-1125 | Skype: MurdockIndustrial

TTMA Flange Gaskets

Size	OD	ID	Thick.	Material	Part #
	5-5/8"	3-1/2"	1/8"	*Cork / Buna*	***300GTTFCB***
	5-5/8"	3-1/2"	1/16"	*PTFE envelope with Klinger filler*	***300GTTFTK***
	5-5/8"	3-1/2"	1/8"	*Klingersil® C-4300*	***300GTTFK***
3"	5-29/32"	3-1/2"	3/32"	*PTFE with fiber core*	***40321TF***
	7-1/4"	5"	5/32"	*PTFE with soft fiber core*	***40364TF***
	7-1/4"	5"	1/8"	*Baylast™*	***40364BL***
	5-5/8"	3-5/8"	1/8"	*Baylast™*	***300GTTFBL***
	6-5/8"	4-9/16"	1/8"	*Cork / Buna*	***400GTTFCB***
	6-5/8"	4-9/16"	1/16"	*PTFE envelope with Klinger filler*	***400GTTFTK***
	6-5/8"	4-9/16"	1/8"	*Klingersil® C-4401*	***400GTTFK***
4"	6-7/8"	4-9/16"	3/32"	*PTFE with fiber core*	***40322TF***
	8-3/8"	5-7/8"	5/32"	*PTFE with soft fiber core*	***40323TF***
	8-1/4	5-7/8	1/8"	*Baylast™*	***40323BL***
	6-5/8"	4-5/8"	1/8"	*Baylast™*	***400GTTFBL***

- For flange dimensions, diagrams and additional information please reference dixonvalve.com.

Sight Flow Indicators

Features:

- Due to the proprietary blending of petroleum products, Dixon® recommends that thermoplastic tubing and gaskets be immersion tested in the product to be handled to ensure compatibility (not compatible with crude oil).
- for dimensional information on tank truck flange drilling reference dixonvalve.com
- maximum flange bolt torque is 200 in-lb (inch pounds)

TTMA Flanged Short Sight Flow Indicators

Features:

- durable cast aluminum housing, replaces competitions all acrylic sight glass as commonly found on tank trucks
- allows for visual identification of the fuel grade prior to opening the valve
- works with tank truck flanged butterfly valves found on gasoline trucks
- low cost sight glass tube can be easily replaced
- rated to **150 PSI**

Size	Width	*Aluminum* Part #
3"	1¾"	***5200-SFI-3***
4"	1¾"	***5200-SFI***

TTMA Flanged Sight Flow Indicators

Features:

- allows for visual identification of the fuel grade prior to opening the valve
- works with tank truck flanged butterfly valves found on gasoline trucks
- larger ID 4⅜" flow indicator allows tank truck flanged butterfly valves to connect to either end of the indicator
- pressure rating: **150 PSI**

Size	Width	ID	*Aluminum* Part #
4"	3¼"	4⅜"	***5201-SFI***

Features:

- allows for visual identification of the fuel grade prior to opening the valve
- 4" flow diameter

Size	ID	*Aluminum* Part #
4"	4⅜"	***4-1460-AL***

- For flange dimensions, diagrams and additional information please reference dixonvalve.com.

MURDOCK industrial | Sales@MurdockIndustrial.com www.HoseWarehouse.com | Phone: 330-535-7105 Fax: 330-535-1125 | Skype: MurdockIndustrial

TTMA Flanged Sight Flow Indicators

Size	Nominal Width	*Acrylic* Part #
3"	1¾"	***TT3ASG***
4"	1¾"	***TT4ASG***
3"	1¾"	***TT3ASG-ETH*** [1]
4"	1¾"	***TT4ASG-ETH*** [1]

Optically Enhanced Sight Glass

Size	Nominal Width	*Acrylic* Part #
3"	1¾"	***TT3ASGOE***
4"	1¾"	***TT4ASGOE***
3"	1¾"	***TT3ASG-ETHOE*** [1]
4"	1¾"	***TT4ASG-ETHOE*** [1]

[1] for use with ethanol

- For flange dimensions, diagrams and additional information please reference dixonvalve.com.

Sight Flow Indicator Repair Kits

5200-SFIV-RK1

Description	Used on	Part #
3" replacement sight glass, Baylast™ O-ring and retainer ring kit	---	***5200-SFI-3-RK1***
3" replacement sight glass, FKM O-ring and retainer ring kit	---	***5200-SFI-3V-RK1***
4" replacement sight glass, Baylast™ O-ring and retainer ring kit	---	***5200-SFI-RK1***
4" replacement sight glass, FKM O-ring and retainer ring kit	---	***5200-SFIV-RK1***
replacement Baylast O-rings, sight glass and retaining ring	5201-SFI	***5201-SFI-RK1***
Buna-N O-ring	---	***O249BU***
plexiglass insert	---	***4PSG***
Buna-N O-ring	---	***O246BU***

TTMA Flange Screen



Feature:

- stainless steel screen is encapsulated in an FKM gasket

Male NPT	Description	*Stainless Steel* Part #
2"	screen with 1" square holes	***TTFS4SS***

- For flange dimensions, diagrams and additional information please reference dixonvalve.com.

MURDOCK industrial | Sales@MurdockIndustrial.com www.HoseWarehouse.com | Phone: 330-535-7105 Fax: 330-535-1125 | Skype: MurdockIndustrial

Betts Wet-R-Dri™ **Butterfly Valves**

Application:
- designed for handling liquid, gaseous or dry products

Features:
- has a positive stop in the open and closed position
- detent spring and ball assist in holding the disc in the open and closed position
- drilling fits TTMA recommended standards
- opens by turning hand ¼ turn counter clockwise
- temperature range: **0°F** to **400°F (-18°C** to **204°C)**

Manual

Size	Maximum Working Pressure PSI	*Extruded aluminum body with FKM-B disc* Part #
3"	**75**	***WD301ALVB***
4"	**75**	***WD401ALVB***

Metering

Size	Maximum Working Pressure PSI	*Extruded aluminum body with FKM-B disc* Part #
3"	**75**	***WD304ALVB***
4"	**75**	***WD404ALVB***

- For flange dimensions, diagrams and additional information please reference dixonvalve.com.

MURDOCK industrial | Sales@MurdockIndustrial.com www.HoseWarehouse.com | Phone: 330-535-7105 Fax: 330-535-1125 | Skype: MurdockIndustrial

Tank Transport Equipment

Fusible Pipe Caps

Size	*Stainless Steel* [1] Part #	*Aluminum* Part #	*Iron* Part #	Optional Qty
3"	***300-SFC-SS***	***300-SFC-AL***	***300-SFC-MI***	10

[1] PTFE gaskets are standard in stainless steel fittings.

Pipe Caps

Size	*Stainless Steel* [1] Part #	*Aluminum* Part #	*Iron* Part #	Optional Qty
2"	***200-PC-SS***	***---***	***200-PC-MI***	---
3"	***300-PC-SS***	***300-PC-AL***	***300-PC-MI***	10
4"	***400-PC-SS***	***---***	***---***	---

[1] PTFE gaskets are standard in stainless steel fittings.

Reducers

Female NPSM	Male NPT	*Stainless Steel* [1] Part #	*Aluminum* Part #	*Iron* Part #	Optional Qty
3"	2"	***3020-RD-SS***	***3020-RD-AL***	***3020-RD-MI***	10
4"	3"	***4030-RD-SS*** [2]	***4030-RD-AL***	***---***	---

[1] PTFE gaskets are standard in stainless steel fittings.
[2] welded fabrication

Reducing Cap

Size	*Stainless Steel* [1] Part #	Optional Qty
3" x 1"	***3010-RC-SS***	10

[1] PTFE gaskets are standard in stainless steel fittings.

Coupling Gaskets

Buna-N

PTFE

Size	*Buna-N* Part #	Opt Qty	*PTFE* Part #	Opt Qty
1½"	***---***	--	***150GPCTF***	--
2"	***200GPCBU***	25	***200GPCTF***	10
3"	***300GPCBU***	25	***300GPCTF***	25
4"	***---***	--	***400GPCTF***	--

MURDOCK industrial | Sales@MurdockIndustrial.com www.HoseWarehouse.com | Phone: 330-535-7105 Fax: 330-535-1125 | Skype: MurdockIndustrial

Intermodal Tank Transport

Pipe Caps

Size	*Aluminum* Part #	*Stainless Steel* [1] Part #	Optional Qty
3"	***300PCALAP***	***300PCSSAP***	10

[1] PTFE gaskets are standard in stainless steel fittings

Thread Adapters

Female BSPP	Male NPT	*Stainless Steel* [1] Part #
3"	2" 3"	***3020RDSSAP*** ***3030RDSSAP***

[1] PTFE gaskets are standard in stainless steel fittings

Cam & Groove Adapter

Size	*Stainless Steel* [1] Part #
3"	***300ASSSAP***

[1] PTFE gaskets are standard in stainless steel fittings

MURDOCK industrial | Sales@MurdockIndustrial.com www.HoseWarehouse.com | Phone: 330-535-7105 Fax: 330-535-1125 | Skype: MurdockIndustrial

6200 Series Side Lever Type Drop Elbows

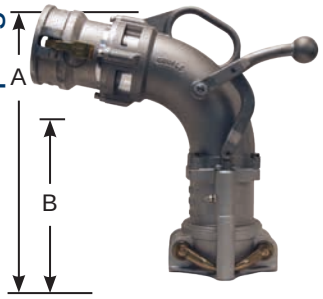

side lever with 4" coupler inlet

side lever without inlet connection

Materials:
- cast aluminum modular construction
- handle and cam arms: brass with buna gasket
- bolts on inlet end: stainless steel
- sight glass: acrylic with buna seals

- for information on additonal elbow configurations such as pre-assembled elbows, contact Dixon®

Size	Inlet	A Overall Height	B Ground Clearance	*Aluminum* Part #
4"	elbow only, *without inlet connection*	17¾"	10⅞"	***6200***
	elbow with 4" adapter inlet			***6200A***
	elbow with anti-spill sleeve, *without inlet connection*			***6200T***
	elbow with 4" coupler inlet			***6200D***
4"	tall elbow only, *without inlet connection*	21"	13¾"	***6200X***
	tall elbow with 4" adapter inlet			***6200XA***
	tall elbow with anti-spill sleeve, *without inlet connection*			***6200XT***
	tall elbow with 4" coupler inlet			***6200XD***

6500 Series Self-Locking Drop Elbows

no inlet

Size	Inlet	A Overall Height	B Ground Clearance	*Aluminum* Part #
4"	tightfill elbow with locking handle	17¾"	10⅞"	***6500***
4"	tightfill elbow with locking handle and 4" adapter inlet	17¾"	10⅞"	***6500A***
4"	3" tight fill elbow with 4" inlet adapter	15"	9½"	NEW **6530A**
4"	3" tight fill elbow with 3" inlet adapter	15"	9½"	NEW **6530C**

Inlets

Male Adapters

Inlet Size	*Aluminum* Part #
3"	***6000-16***
4"	***6000-17***

Female Couplers

Inlet Size	*Aluminum* Part #
3"	***6000-15***
4"	***6000-14***

Female NPT

Inlet Size	*Aluminum* Part #
4"	***6000-20***

MURDOCK industrial | Sales@MurdockIndustrial.com www.HoseWarehouse.com | Phone: 330-535-7105 Fax: 330-535-1125 | Skype: MurdockIndustrial

Dual Point Vapor Recovery Elbows - Ball Lever

Materials:
- seals: buna
- hardware: stainless steel
- bronze locking arms housed in polymer bushings

Features:
- for use in two point vapor recovery systems
- one-piece locking arms
- advanced design side lever locking system
- bolt on 3" male outlet included ***(VR6000-6)*** which can be rotated for extended life
- lubrication fitting on locking stem
- see below for 6400 series co-axial elbow for single point vapor recovery

Description	*Aluminum* Part #
3" male adapter with probe, without poppet valve	***VR6200NP***
3" male adapter outlet with probe and poppet valve	***VR6200***

Adapter Inlet

Description	*Aluminum* Part #
outlet adapter with outlet O-ring	***VR6000-6***

Single Point Coaxial Drop Elbow

Materials:
- arms: solid bronze
- sight glass: acrylic
- seals: buna

Features:
- for single point vapor recovery only
- 3" male vapor outlet (top)
- comes assembled with 4" male inlet
- bolt-on inlets/outlets for easy, fast replacement
- replacement parts are available, please contact Dixon®
- 6400 co-axial inlets do not fit our other elbow series



Inlet	Outlet	*Aluminum* Part #
4" male	3" male vapor	***6400***

Coaxial Elbow Fuel Inlets

Adapters

Features:
- for use with 6400 series coaxial elbows only
- rated for petroleum service, Ethanol to E100 and biodiesel to B20

Size	*Aluminum* Part #
3"	***6000-16C***
4"	***6000-17C***

Couplers

Features:
- for use with 6400 series coaxial elbows only
- rated for petroleum service, Ethanol to E100 and biodiesel to B20

Size	*Aluminum* Part #
3"	***6000-15C***
4"	***6000-14C***

MURDOCK industrial | Sales@MurdockIndustrial.com www.HoseWarehouse.com | Phone: 330-535-7105 Fax: 330-535-1125 | Skype: MurdockIndustrial

Tight Fill Drop Elbows - Complete Unit

Materials:
- body: aluminum
- handle and cam arms: brass
- gasket: buna
- bolts on inlet end: steel
- sight flow insert: plexiglass

Coupler Size	Inlet	*Aluminum* Part #
3"	3" male adapter 4" male adapter	***300300MAE*** ***3004030MAE***

Tight Fill Drop Elbow Coupler Body

Size	*Aluminum* Part #
3"	***300-TFG***

Tight Fill Male Adapter Inlet End

Inlet	*Aluminum* Part #
3" 4"	***300-MAE*** ***4030-MAE***

Side Seal Drop Elbow

Features:
- for use with special 4" side seal style fill collars only
- modular, easy to repair, bolt together construction
- standard with acrylic sight glass with buna seals (2), bronze locking levers and buna main seal
- 4" male adapter inlet and lock ring installed
- replacement parts are available, contact Dixon®

Size	*Aluminum* Part #
4"	***6000ASAL***

Side Seal to Top Seal Adapter

Features:
- allows conventional elbows to be used with special side seal style fill collars
- bottom connects to side seal fill collar
- top section with standard 4" top seal collar profile accepts clamping of standard 4" drop elbows
- replacement parts are available, contact Dixon®

Size	*Aluminum* Part #
4"	***6000-SSA***

MURDOCK industrial | Sales@MurdockIndustrial.com www.HoseWarehouse.com | Phone: 330-535-7105 Fax: 330-535-1125 | Skype: MurdockIndustrial

Dust Cap with Pull Handle for Hose Tubes

Materials:
- aluminum body
- cam arms (dust caps): brass
- seals: buna

Features:
- Pull handles make it easier for tanker operators to remove delivery hoses from the storage tubes; the operator simply grabs the handle and easily pulls the hose out of the storage tube.
- Rugged construction protects the hose coupling and adapter from damage during transportation and removal of hoses from the hose storage tube.
- prevents possible environmental issues due to leaking residue left in an open hose

4"

Size	*Aluminum* Part #
3"	***300-DC-ALPH***
4"	***400-DC-ALPH***

Dust Plug with Pull Handle for Hose Tubes

Dust caps and dust plugs are not to be used in pressure applications for safety and environmental reasons.

3"

4"

Size	*Aluminum* Part #
3"	***300-DP-ALPH***
4"	***400-DP-ALPH***

Reelcraft® Static Discharge Reel

Application:
- Used to ground equipment in hazardous atmospheres, such as fuel trucks or carts transferring flammable materials. When properly clamped to ground, the static discharge reel dissipates static electrical buildup, reduced the chances of sparking and the potential for explosion.

Features:
- supplied with a 3/32" OD steel aircraft cable
- DC resistance is approximately one ohm per 50' of steel cable

Description	*Stranded Steel* Part #
single 7" x 7" stranded steel	***G3050***

MURDOCK industrial | Sales@MurdockIndustrial.com www.HoseWarehouse.com | Phone: 330-535-7105 Fax: 330-535-1125 | Skype: MurdockIndustrial

TFA Series Fill Pipe Adapter

Feature:
- for use with 3" drop elbows (***300-TFG***)

Adapter Size	Female NPT	*Aluminum Hardcoat* Part #	Optional Qty
3"	3"	***300-TFA***	10

Fuel Delivery Tank Adapters

with NPSM thread

with NPT thread

Features:
- for use with 4" drop and co-axial elbows (6200, 6400 and 6500 series)
- ***BZ4051S*** has NPSM thread and is supplied with a gasket

Adapter Size	Female Thread	Height	*Bronze* Part #	Optional Qty
4"	4" NPSM 4" NPT	2⅜" 3½"	***BZ4051S*** ***BZ4051***	5 5

Vapor Recovery Tank Adapters

Features:
- for use with dual point vapor elbows (VR6200 series)
- can also be used as vapor valve on tanker but does not have air interlock mount
- poppeted vapor collar at station vapor outlet
- low profile design
- replacement parts are available, contact Dixon® for more information

Adapter Size	Female Thread	Height	Material	Part #	Optional Qty
4"	4" NPT	3⅝"	*bronze* *ZN-AL alloy*	***VR4086*** ***VR4086-BY***	5 5

MURDOCK industrial | Sales@MurdockIndustrial.com www.HoseWarehouse.com | Phone: 330-535-7105 Fax: 330-535-1125 | Skype: MurdockIndustrial

Vapor Caps

Aluminum

Features:
- special locking cap for underground tank vapor outlet ***VR4086*** and tanker vapor valves
- bronze cam arms
- painted vapor recovery orange

Size	*Aluminum* Part #
4"	***VR4050AL***

Nylon

Features:
- centered 'T' handle allows for one-handed use and provides a solid locking mechanism
- strong and lightweight
- built-in locking feature
- corrosion resistant materials
- vapor recovery orange
- replacement parts are available, contact Dixon® for more information

Size	*Nylon* Part #
4"	***VR4050PL***

Automatic Pressure / Vacuum Relief Caps

Features:
- normally closed, stops fuel evaporation and airborne contaminants
- lockable
- relieves pressure and vacuum buildup in fuel tanks

Note: Pressure/vacuum relief caps should be routinely inspected to ensure correct operation and particularly to ensure that the relieving components are free to move and that the air flow path is unblocked.

for stationary fuel tanks

Feature:
- relieves vacuum at .7 Hg (.33 PSI) and pressure at 2 PSI, 20 SCFM flow

Male NPT	*Zinc* Part #
2"	***2000L***
2½"	***2500L***

for mobile fuel tanks

Feature:
- relieves vacuum at .33 Hg and pressure between 7.5 - 9 PSI

Male NPT	*Zinc* Part #
2"	***200-PV-9***

MURDOCK industrial | Sales@MurdockIndustrial.com www.HoseWarehouse.com | Phone: 330-535-7105 Fax: 330-535-1125 | Skype: MurdockIndustrial

Standard Vent Caps for Stationary Tanks

Features:
- allows venting of tank to atmosphere at all times
- also referred to as a breather cap
- does not have pressure or vacuum valves

Male NPT	*Aluminum* Part #
2½"	***2500SFV***

Fuel Delivery Adapter Cap

Features:
- single action locking cap
- bronze cam arms
- replacement parts are available, contact Dixon® for more information

Size	*Aluminum* Part #	Optional Qty
4"	***SA4050AL***	10

MURDOCK industrial | Sales@MurdockIndustrial.com www.HoseWarehouse.com | Phone: 330-535-7105 Fax: 330-535-1125 | Skype: MurdockIndustrial

Swivel Joints

Applications:

- used wherever a leak-proof swivel connection is needed in pipelines or in combination with hoses to eliminate hose twisting
- Industries range from petroleum, petrochemical, refining, mining, distilling, paint, farm irrigation and fertilizing, wastewater treatment plants and food and beverage process equipment. Dixon® swivel joints are found in blending plants, drum filling applications, fluid and dry bulk transfer, vacuum trucks, oil and gas trucks and water trucks. Larger swivels can be found in the steel industry, marine bulk transfer and many more.

Features:

- full 360° rotational movement
- wide spacing between dual ball bearing raceways ensures greater load bearing capacity
- precision-machined design ensures alignment and years of trouble-free service
- O-ring dust seal protects the ball races and seals chamber from outside elements
- radius elbow design ensures a smooth flow pattern
- hydrostatic testing is performed on all swivels before shipment

Options Available:

- end configurations: female NPT,150# flanges, TTMA flange, grooved, weld end and many other variations
- seal options: Buna, FKM, PTFE, EPDM, FDA Buna, FFKM
- ball bearing materials: carbon steel, 440 stainless steel, and 316 stainless steel
- grease materials: Lithium, FDA approved/food grade and silicone
- swivels that include oxygen, steam or submerged service can be specifically designed for unique applications (special order)
- 100% full penetration weld
- re-build kits available
- custom swivel options available, contact Dixon® at 888.226.4673

Swivel configurator available dixonvalve.com

O-ring Parts Identification List

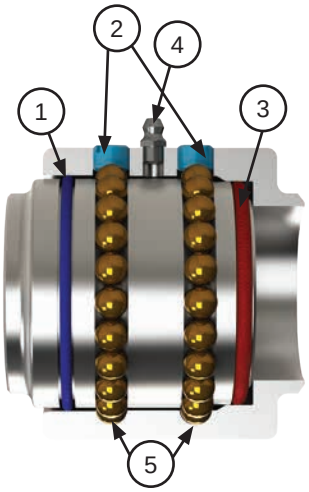

1. O-ring (dust) seal
2. ball retainer screw
3. O-ring (pressure) seal
4. grease fitting
5. ball bearings

O-ring Features:

- sizes: 1" - 4"
- O-ring pressure seal ensures a leak-proof seal and smooth rotation with lower torque.
- available working pressure ratings up to 1000 PSI
- available in carbon steel, 316L stainless steel, aluminum, brass and malleable iron

V-ring Parts Identification List

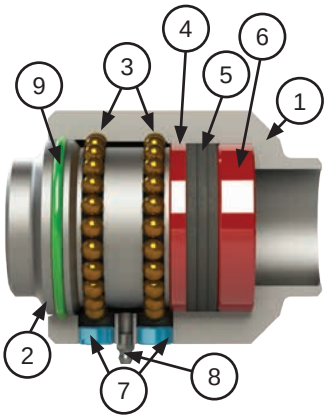

1. body
2. sleeve
3. ball bearings
4. seal retainer
5. V-ring (pressure) seal
6. spring retainer
7. ball retainer screw
8. grease fitting
9. O-ring (dust) seal

V-Ring Features:

- 2" - 12" size range
- spring loaded triple V-ring sealing system ensures a leak-proof seal at either high or low pressure and extends seal life
- available working pressure ratings up to 1000 PSI
- available in carbon steel, 316L stainless steel and limited aluminum

MURDOCK industrial | Sales@MurdockIndustrial.com www.HoseWarehouse.com | Phone: 330-535-7105 Fax: 330-535-1125 | Skype: MurdockIndustrial

Single Plane Style 20

female NPT x female NPT

Size	*Aluminum* Part #	*Malleable Iron* Part #
1½"	***15020FXFAL00000***	***15020FXFMI00000***
2"	***220FXFAL00000***	***220FXFMI00000***
3"	***320FXFAL00000***	***320FXFMI00000***
4"	***420FXFAL00000***	---

Single Plane Style 30

female NPT x female NPT

Size	*Aluminum* Part #	*Malleable Iron* Part #
1½"	***15030FXFAL00000***	***15030FXFMI00000***
2"	***230FXFAL00000***	***230FXFMI00000***
3"	***330FXFAL00000***	***330FXFMI00000***
4"	***430FXFAL00000***	---

- contact Dixon® at 888.226.4673 for additional sizes, materials and configurations

Swivel Joint Styles Planes of Rotation

Single Plane Style 40

female NPT x female NPT

150# ASA flange x 150# ASA flange

Double Plane Style 50

female NPT x female NPT

150# ASA flange x 150# ASA flange

Double Plane Style 60

female NPT x female NPT

150# ASA flange x 150# ASA flange

Swivel configurator available dixonvalve.com

MURDOCK industrial | Sales@MurdockIndustrial.com www.HoseWarehouse.com | Phone: 330-535-7105 Fax: 330-535-1125 | Skype: MurdockIndustrial

Swivel Joint Styles Planes of Rotation

Double Plane Style 70

female NPT x female NPT

150# ASA flange x 150# ASA flange

Triple Plane Style 80

female NPT x female NPT

150# ASA flange x 150# ASA flange

Triple Plane Style 10



female NPT x female NPT



150# ASA flange x 150# ASA flange

Working Pressures

Dixon® swivels are recommended for use at the following maximum Non-Shock Cold Working Pressures (NSCWP) provided in PSI, at ambient temperatures **70°F (21°C)**.

Size	V-ring *Carbon Steel CS*	O-ring *Carbon Steel OC*	V-ring *Stainless Steel SS*	O-ring *Stainless Steel OS*	*Aluminum AL*	*Brass BR*	*Malleable Iron MI*
1"	---	1000	---	1000	150	---	---
1¼"	---	---	---	---	150	---	---
1½"	---	1000	---	1000	150	300	600
2"	1000	1000	1000	1000	150	300	600
3"	1000	1000	1000	1000	150	300	600
4"	1000	---	1000	---	150	---	---
6"	1000	---	---	---	150	---	---
8"	---	---	---	---	150	---	---

- When using flanged ends, the pressure rating will be reduced to coincide with that of the flange being used. Carbon steel and stainless steel 150# flanges are recommended for use at **275 PSI** maximum at ambient temperature **70°F (21°C)**.
- Lubrication should be performed periodically, depending on service and operating conditions. Twice yearly is normally sufficient.
- All dimensions are approximate. Where critical, contact Dixon® at 888.226.4673

Swivel configurator available dixonvalve.com

MURDOCK industrial | Sales@MurdockIndustrial.com www.HoseWarehouse.com | Phone: 330-535-7105 Fax: 330-535-1125 | Skype: MurdockIndustrial

Swivel Ordering Information

Size
Style (shape)
End configuration
Material
Maximum working pressure
Temperature range
Media: specify product being handled (if chemical, advise concentration)
Submerged or oxygen service
If for constant rotation, advise RPM
If for suction service, advise maximum vacuum in inches of mercury (Hg)

Our Sales and Engineering staff will help you evaluate your swivel application, please call 888.226.4673.

Example:	2	20	F	X	F	CS	0	0	1	0	0
	[A]	[B]	[C]		[C]	[D]	[E]	[F]	[G]	[H]	[I]

A Size					
B Style					
C End Connections	**W** Weld End	**F** Female NPT	**FG** 150# ASA Flange	**TF** Tank Truck Flange	**PF** 300# ASA Flange (not available in aluminum
D Material	**CS (V-ring) Carbon Steel** OC (O-ring) Carbon Steel	**SS (V-ring) Stainless Steel** OS (O-ring) Stainless Steel	**AL** Aluminum	**BR** Brass	**MI** Malleable Iron

Code	**E Pressure Seal**	**F Dust Seal**	**G Retainers**	**H Ball Bearings**	**I Grease**
0	Buna N (standard)	Buna N (standard)	no retainers (O-ring swivel)	carbon steel (Standard)	Lithium
1	FKM	FKM	PTFE (standard in CS V-ring) [1]	440 grade SS	FDA approved/ food grade
2	PTFE	---	PTFE (standard in SS V-ring)	316 grade SS	Silicone (required with EPR seals)
3	Ethylene Propylene	Ethylene Propylene	---	---	---
4	(requires silicone grease)	(requires silicone grease)	---	---	---

[1] Aluminum retainers are no longer available. PTFE retainers will be standard for all V-ring swivels.

The swivel should be packed such that the surfaces coming in contact with the fluid being handled are compatible with that fluid. In a case where the swivel is being used in a submerged service, this would include the dust seals and ball bearings. We always recommend the use of the stainless steel ball bearings when building a swivel for submerged service. Standard carbon steel ball bearings could rust together, making it impossible to disassemble the swivel and may affect operation.

Swivel configurator available dixonvalve.com

MURDOCK industrial | Sales@MurdockIndustrial.com www.HoseWarehouse.com | Phone: 330-535-7105 Fax: 330-535-1125 | Skype: MurdockIndustrial

Loading Arm Swivels

Features:

- TTMA loading arm swivel with heavy duty D style shovel handle
- TTMA flanges on both ends
- shovel handle is used to guide the API load coupler onto the adapter on the tank truck
- long radius elbow improves flow into the API load coupler and provides spacing between the load arm and the tank truck
- can be used with flange extensions on page 36

Size	Description	*Aluminum* Part #
4"	Style 30 short radius, with handle, Buna seals	***43HTFXTFAL00000***
	Style 30 short radius, with handle, FKM seals	***43HTFXTFAL11000***
	Style 30 short radius, without handle, Buna seals	***430TFXTFAL00000***
	Style 30 short radius, without handle, FKM seals	***430TFXTFAL11000***
	Style 30 long radius, with handle, Buna seals	***43HTFTFLAL00000***
	Style 30 long radius, with handle, FKM seals	***43HTFTFLAL11000***
	Style 30 long radius, without handle, Buna seals	***430TFTFLAL00000***
	Style 30 long radius, without handle, FKM seals	***430TFTFLAL11000***
	Style 40 with handle, Buna seals	***44HTFXTFAL00000***
	Style 40 with handle, FKM seals	***44HTFXTFAL11000***
	Style 40 without handle, Buna seals	***440TFXTFAL00000***
	Style 40 without handle, FKM seals	***440TFXTFAL11000***
	Style 50 with handle, Buna seals	***45HTFXTFAL00000***
	Style 50 with handle, FKM seals	***45HTFXTFAL11000***
	Style 50 without handle, Buna seals	***450TFXTFAL00000***
	Style 50 without handle, FKM seals	***450TFXTFAL11000***

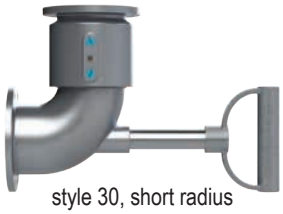

style 30, short radius

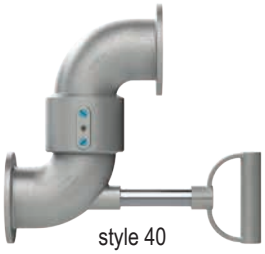

style 40

style 50

Replacement Parts

Description	Part #
4" schedule 80 aluminum nipple	***ATN100X7***
D style heavy duty shovel handle	***100DHAN-AL***
ball handle	***100BHAN-AL*** NEW
buna seal kit	***4RKOBU***
FKM seal kit	***4RKOVIVI***

buna seal kit

MURDOCK industrial | Sales@MurdockIndustrial.com www.HoseWarehouse.com | Phone: 330-535-7105 Fax: 330-535-1125 | Skype: MurdockIndustrial

NEW

Dixon® Loading Arms

Applications:
- used in the transfer of liquids and dry bulk in refineries, chemical plants, rail terminals, truck terminals, tote and drum filling and food industry

Sizes:
- 2", 3", 4" and more upon request

Materials:
- various materials available including: hardened carbon steel, 316L stainless steel and aluminum
- seals: Buna, EPDM, FKM A and B, PTFE, Baylast and more on request
- counterbalance housing: steel

Features:
- three options for sealing swivels: O-ring, V-ring and Split Flange
- fast delivery for many sizes and styles
- engineered with easy service in mind
- wide variety of end configurations available
- torsion spring counterbalance:
  - ball screw adjustment mechanism for easy and safe adjustment
  - multiple spring rates available for different load requirements
  - multiple grease ports for ease of service

Visit dixonvalve.com/loadingarms for additional product information or call 888.226.4673.

MURDOCK industrial | Sales@MurdockIndustrial.com www.HoseWarehouse.com | Phone: 330-535-7105 Fax: 330-535-1125 | Skype: MurdockIndustrial

Split Flange Swivels

Applications:
- Used in petroleum, blending plants, petrochemical, refining, mining, distilling, paint plants, farm irrigation and fertilizing, wastewater treatment, food and beverage process equipment and marine

Features:
- bearing pack design allows easy seal change without removing the ball bearings
- simple maintenance: remove one nose piece, replace seal pack, reinstall with little down-time
- instream seal separates wetted area from ball bearings allowing for longer bearing pack life over conventional swivels
- pressure rating: up to **600 PSI**
- temperature: **-40°F** to **450°F (-40°C** to **232°C)** depending on seal material (with standard seals: **350°F (177°C)**
- wide set bearing race for higher moment loads
- compact design for low profile applications

Materials:
- bearing pack: through hardened forged high carbon alloy
- material contact surfaces: stainless steel or carbon steel nose pieces

Available options:
- stock end configurations: 150 lb. and 300 lb. flanges, FNPT, butt weld, others per request
- stock seals: Baylast™, FKM, PTFE, others per request
- full penetration weld
- contact Dixon® at 888-226-4673 for additional materials and configurations

Size	*Carbon Steel* Weld x Weld with Baylast™ Pressure Seals	*Carbon Steel* Weld x Weld with FKM Pressure Seals	*Carbon Steel* 150# Flange x 150# Flange with Baylast™ Pressure Seals	*Carbon Steel* 150# Flange x 150# Flange with FKM Pressure Seals
2"	***SF220WXWCS00***	***SF220WXWCS10***	***SF220FGXFGCS00***	***SF220FGXFGCS10***
3"	***SF320WXWCS00***	***SF320WXWCS10***	***SF320FGXFGCS00***	***SF320FGXFGCS10***
4"	***SF420WXWCS00***	***SF420WXWCS10***	***SF420FGXFGCS00***	***SF420FGXFGCS10***

Split Flange Swivel Components

NEW

Split Flange Bearing Packs

Size	*Carbon Steel* Part #
2"	***2SFBP***
3"	***3SFBP***
4"	***4SFBP***

Split Flange Nose Pieces

- 2 required per bearing pack

Size	*Carbon Steel* Part #	*316 Stainless Steel* Part #
2"	***2SFNPCS***	***2SFNPSS***
3"	***3SFNPCS***	***3SFNPSS***
4"	***4SFNPCS***	***4SFNPSS***

Seal Kits

- kits contains: seal, PTFE retainer, carbon steel bolts
- 1 required per bearing pack

Size	*Baylast* Part #	*FKM* Part #	*PTFE* Part #
2"	***2SFSK-BAYLAST***	***2SFSK-VI***	***2SFSK-TES***
3"	***3SFSK-BAYLAST***	***3SFSK-VI***	***3SFSK-TES***
4"	***4SFSK-BAYLAST***	***4SFSK-VI***	***4SFSK-TES***

MURDOCK industrial | Sales@MurdockIndustrial.com www.HoseWarehouse.com | Phone: 330-535-7105 Fax: 330-535-1125 | Skype: MurdockIndustrial

Railroad Tank Car Connections

Features:
- all swivel nuts have standard 5" Railroad Tank Car thread
- supplied with a Buna-N gasket in the threaded end, other gaskets available on page 59
- also available in other materials and in 2" and 2½" sizes, consult Dixon® for pricing and availability

Style A

Stainless steel railroad tank car connections are not compatible with aluminum and brass.

Male Adapter	Swivel Nut	Elbow	*316 Stainless Steel* Part #	*Aluminum* Part #
3"	5"	120°	***RTCA30***	---
4"	5"	110°	***RTCA40*** [1]	***ATCA40***

[1] parts are produced as a welded fabrication

Style F

110° elbow

Features:
- 4" TTMA flange can be bolted to sight glass; API adapter or other dry disconnect
- supplied with PTFE Buna-N envelope gasket

TTMA Flange	Swivel Nut	Elbow	*Aluminum* Part #
4"	5"	110°	***ATCF40*** [1]
	5"	90°	***ATCF40-90***

[1] part is produced as a welded fabrication
- For flange dimensions, diagrams and additional information please reference dixonvalve.com.

Style GF

110° elbow

Feature:
- 4" TTMA flange can be bolted to sight glass; API adapter or other dry disconnect

TTMA Flange	Boss-lock™ Coupler	Elbow	*Aluminum* Part #
4"	4"	110°	***ATCGF40***
	4"	90°	***ATCGF40-90***

- For flange dimensions, diagrams and additional information please reference dixonvalve.com.

Screen

Features:
- stainless steel screen encapsulated in a buna gasket
- for use in Style GF elbows

Size	Hole Size	*316L Stainless Steel* Part #
4"	1"	***400-G-BUSS***

Style S

Shank Size	Swivel Nut	Elbow	*Aluminum* Part #
4"	5"	110°	***ATCS40***

MURDOCK industrial | Sales@MurdockIndustrial.com www.HoseWarehouse.com | Phone: 330-535-7105 Fax: 330-535-1125 | Skype: MurdockIndustrial

Railroad Tank Car Connections

Style T

Male NPT	Swivel Nut	Elbow	*Iron* Part #	*Aluminum* Part #
3"	5"	120°	***TCT30***	***ATCT30***
4"	5"	110°	***TCT40***	***ATCT40***

Style T

Components that make up these assemblies are not interchangeable between stainless steel and the other materials.

Male NPT	Swivel Nut	Elbow	*316 Stainless Steel* Part #
3"	5"	120°	***RTCT30***
4"	5"	110°	***RTCT40***

Dixon® Coupler x Tank Car Thread

Features:
- part is produced as a welded fabrication
- pressure rating is based on the seal of the mating part, see ratings on page 124
- use Dixon® replacement handles only

Coupler	MaleTank Car Thread	*Aluminum* Part #
4"	5"	***400DWX5TC***

EZ Boss-Lock™ x Coupler Tank Car Thread

Features:
- part is produced as a welded fabrication
- pressure rating is based on the seal of the mating part, see ratings on page 124
- use EZ Boss-Lock™ replacement handles only

Coupler	Male Tank Car Thread	*Aluminum* Part #
4"	5"	***AD400ALEZMTC***

MURDOCK industrial | Sales@MurdockIndustrial.com www.HoseWarehouse.com | Phone: 330-535-7105 Fax: 330-535-1125 | Skype: MurdockIndustrial

Railroad Unloading Assemblies

Features:
- robust aluminum body construction
- removable, easy carry handle
- safe and reliable - valves will not open unless fittings are properly connected
- multiple configurations available, consult Dixon™ for pricing and availability

Assembly with MannTek Dry Disconnect Adapter

Adapter Size	Swivel Nut Size	*Aluminum* Part #
4"	5"	***ATC40ASSDDA***

Assembly with API Adapter

Feature:
- stainless steel springs on the adapter and coupler for corrosion resistance

Adapter Size	Swivel Nut Size	*Aluminum* Part #
4"	5"	***ATC40ASSAPI***

Dixon® Tank Car Adapters

rocker lug

pin lug

Stainless steel adapters are not compatible with the aluminum and brass adapters.

Features:
- standard 5" Railroad Tank Car thread
- supplied with a Buna-N gasket in the threaded end, see next page for more gaskets

Size	*356T6 Aluminum* Part #	*Brass* Part #	*Iron* Part #	*316 Stainless Steel* Part #
2"	***200-TCA-AL***	---	---	***200-TCA-SS***
3"	***300-TCA-AL***	***300-TCA-BR***	***300-TCA-MI***	***300-TCA-SS***
4"	***400-TCA-AL***	***400-TCA-BR***	---	***400-TCA-SS***

45° Swivel

Features:
- standard 5" Railroad Tank Car thread
- 45° tank car swivel adapter
- unit has a long handle brass swivel nut and a swivel retaining ring
- supplied with a Buna-N gasket in the threaded end, see next page for more gaskets

Size	*356T6 Aluminum* Part #
4"	***40A-45TCAL***

Note: 4" hose fittings for railroad tank car unloading can be found on pages 55 and 56.

MURDOCK industrial | Sales@MurdockIndustrial.com www.HoseWarehouse.com | Phone: 330-535-7105 Fax: 330-535-1125 | Skype: MurdockIndustrial

Cam & Groove Railroad Tank Car Gaskets

Old Style

Feature:
- for use with Dixon® fittings

Size	OD	ID	Thick	*Leather* Part #
5"	5¼"	3½"	3/16"	***G9***

Standard

Feature:
- for use with Dixon® fittings

Size	OD	ID	Thick	Material	Part #
5"	5¼"	3⅞"	⅛"	*Buna-N*	***500GTCABU***
	5¼"	3⅞"	⅛"	*FKM*	***500GTCAVI***
	5¼"	3⅞"	⅛"	*fuel grade Buna*	***500GTCABF***
	5-5/16"	3⅞"	3/16"	*FKM*	***500GTCAVITHK***

PTFE Envelope

Features:
- for use with Dixon® fittings
- may be too thick for insertion in some older Dixon® fittings

Size	OD	ID	Thick	Material	Part #
5"	5¼"	3-13/16"	3/16"	*PTFE with Buna-N filler*	***500GTCATF***
	5¼"	3-13/16"	3/16"	*PTFE with FKM filler*	***500GTCATV***

Pin Lug Wrench

Feature:
- used on aluminum and iron tank car nuts

Iron Part #
G10

MURDOCK industrial | Sales@MurdockIndustrial.com www.HoseWarehouse.com | Phone: 330-535-7105 Fax: 330-535-1125 | Skype: MurdockIndustrial

Bronze Sight Flow Indicators

Female NPT x Female NPT

Stock Quantity Only

Features:

- verifies flow and monitors color and clarity in fluid lines
- double window snap ring design
- bronze body
- ABS indicator
- tempered soda lime sight glass
- Buna-N seals
- maximum operating pressure: **125 PSI**
- maximum temperature: **200°F (93°C)**
- made in the USA

Size	Overall Length	Width	Height	*Bronze* Part #	Optional Qty
½"	3-13/16"	2-7/16"	2-7/16"	***SF1631-050***	1
¾"	3-13/16"	2-7/16"	2-7/16"	***SF1631-075***	1
1"	4-3/8"	3"	3-1/8"	***SF1631-100***	1
1½"	4-5/8"	3-13/16"	4"	***SF1631-150***	1
2"	4-5/8"	3-13/16"	4"	***SF1631-200***	1

Stainless Steel Sight Flow Indicators

Female NPT x Female NPT

Stock Quantity Only



½"

Features:

- verifies flow and monitor color and clarity in fluid lines
- radial sealing method and bolt-on body design provide reliable service with no torquing maintenance required
- white acetal resin, 40% glass filled propeller style indicator is standard and best for observations at a distance or with opaque liquids [1]
- tempered soda lime sight glass [2]
- FKM seals are standard [3]
- maximum operating pressure: **200 PSI** at **150°F (66°C)**
- maximum temperature: **225°F (107°C)** at **150 PSI**
- made in the USA
- 150# flanged units and other metals are available, consult Dixon® for price and availability.

1½"

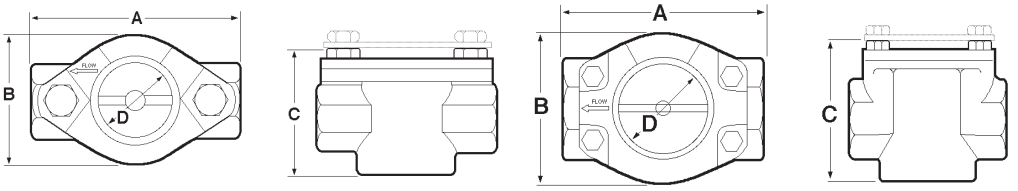

Size	Overall Length A	Width B	Height C	Diameter of Sight Opening D	*Stainless Steel* Part #	Optional Qty
½"	3¼"	2"	2-3/8"	1⅛"	***SF1471-050***	1
¾"	4¼"	2-9/16"	3-1/4"	1½"	***SF1471-075***	1
1"	4¼"	2-9/16"	3-1/4"	1½"	***SF1471-100***	1
1½"	5⅝"	3-5/16"	4-5/16"	2"	***SF1471-150***	1
2"	5⅝"	3-5/16"	4-5/16"	2"	***SF1471-200***	1

2"

[1] Plain, flapper or drip tube style indicators are available as are PTFE indicators, consult Dixon® for price and availability.

[2] Special units with tempered borosilicate glass are available, consult Dixon® for price and availability.

[3] PTFE, EPR and Buna-N seals are available, consult Dixon® for price and availability.

MURDOCK industrial | Sales@MurdockIndustrial.com www.HoseWarehouse.com | Phone: 330-535-7105 Fax: 330-535-1125 | Skype: MurdockIndustrial

ADS Outalarms

Automated Design Service, Inc. (ADS) is now operating as Dixon® Industrial Fluid Control to manufacture products specifically designed for liquid terminal operations. Our standard product offering is shown on the following pages. However, there are numerous additional applications, materials and custom designs available, please visit dixonvalve.com/ADS for the latest information. Call 513.874.8499 or 877.582.3569 for technical information or assistance with ordering these products.

ADS Outalarms with Probe

Application:
- specifically designed for liquid terminal operation on batch loading and overfill protection, unloading, tank cars, tanks trucks, marine barges, suitable for open and closed dome

Features:
- totally self-contained; no wires, tubing or external power
- rugged weather and corrosion resistant construction
- no moving parts, tip sensitive phase shift™ digital capacitance sensor for conductive and non-conductive fluid
- intrinsically safe design per ANSI/UL913 for Class I, Div I Groups A, B, C and D Hazardous Areas
- requires no calibration or adjustment
- operates up to 2500 hours on a single 9V alkaline battery
- adjustable insertion length through a standard ½" NPT fitting
- high intensity audible and flashing visual outputs
- full, hard graduated laser engraved rod
- fail safe continuous battery monitor goes to alarm state on low battery
- factory tuned to trip ¼" into liquid
- 24", 36", 48" and 60" probe lengths standard, other lengths available
- battery current drain <0.23 ma during standby; <50 ma in alarm state
- horn intensity 101 dB at 2'
- light output 3 each 3000 mcd high intensity flashing LED's
- wetted materials: 316 stainless steel, PTFE standard, other materials available
- pressure rating on standard unit: **50 PSI**, consult Dixon® for applications up to 300 PSI
- optional opto-isolated solid state contact output
- high temperature applications to **325°F (162°C)**
- low temperature option good to **-40°F (-40°C)**
- temperature range: **-14°F** to **325°F (-26°C** to **163°C)**

ADS Outalarms with A100 Probe

Features:
- capacitance Phase Shift probe
- ½" NPT gland standard
- minimum dielectric constant 1.8
- temperature range: -**14°F** to **250°F (-26°C** to **121°C)**

NEW

Length	Capacitance **250°F (121°C)** maximum	Hi-temp Capacitance **325°F (163°C)** maximum	Conductivity for conductive fluids
12"	***A100C12A***	***A100HC12A***	***A100CSS12A***
24"	***A100C24A***	***A100HC24A***	***A100CSS24A***
36"	***A100C36A***	***A100HC36A***	***A100CSS36A***
48"	***A100C48A***	***A100HC48A***	***A100CSS48A***
60"	***A100C60A***	***A100HC60A***	***A100CSS60A***
72"	***A100C72A***	***A100HC72A***	***A100CSS72A***
84"	***A100C84A***	***A100HC84A***	***A100CSS84A***

MURDOCK industrial | Sales@MurdockIndustrial.com www.HoseWarehouse.com | Phone: 330-535-7105 Fax: 330-535-1125 | Skype: MurdockIndustrial

ADS 210 Spillguard™ Monitors

Application:
- shutdown system for tank cars, tank trucks, barges and ships, suitable for open and closed dome

Features:
- rugged, explosion proof, weather, chemical and corrosion resistant
- LED status lights visible through glass cover
- inserts into tank through standard ½" NPT fitting
- probe can be portable or permanently installed in the vessel
- laser engraved graduated rod with ¼" graduations
- probe-to-controller cable protected by stainless steel interlocking armor sheath and heavy duty latching connectors at both ends
- fail safe design, unit trips in the event of an open or shorted cable or loss of power
- controller housing NEMA 4X, NEMA 7, Explosion Proof, Class I, II, Groups B, C and D
- choice of capacitance, conductivity, ultrasonic, temperature or float sensors
- insertion lengths 4" to 60" standard, other lengths available
- wetted materials: 316 stainless steel and PTFE standard, other materials available
- sensor suitable for Class I, II, III, Div 1, Groups A, B, C and D when used with supplied controller and cable lengths of 10,000' or less
- input power: 120 VAC, 240 VAC or 24 VDC, 2.5 watts
- output relay contacts 2 form C (2PDT) rated 2 amps at 120/240 VAC, 1 form C (SPDT) with optional latching circuit and reset switch
- output relay de-energizes on high level, broken or shorted sensor cables or loss of power
- sensor excitation open circuit voltage 8 VDC, short circuit current 8 MA with built-in FM approved barrier
- probe temperature range: **-14°F** to **212°F (-26°C** to **100°C)**
- probe pressure rating: **50 PSI** with standard fitting, consult Dixon® for applications up to 300 PSI
- standard cable lengths: 15', 25' and 50', other lengths available
- cable connectors designed for repeated mating meet IP 65 mechanical and environmental specifications
- optional self test feature, tilt and ground verification interlocks and latching circuit available

Monitor Options	24V DC	120V AC
A210 Spillguard™ monitor	***A210-24***	***A210-120***
with bypass timer	***A210B-24***	***A210B-120***
with external reset switch	***A210R-24***	***A210R-120***

MURDOCK industrial | Sales@MurdockIndustrial.com www.HoseWarehouse.com | Phone: 330-535-7105 Fax: 330-535-1125 | Skype: MurdockIndustrial

ADS Spillguard™ Probes

Capacitance Probes

Application:
- for materials with dielectric constant > 1.8, liquids, powders, slurries

Materials:
- probe: 316 stainless
- housing: NEMA 4X, IP66

Features:
- ½" NPT sliding fitting standard, ¾" fitting optional
- open dome adapter and washout fitting available
- tilt sensor optional

Specifications:
- capacitance probe: **250°F (121°C)** maximum
- high temperature probe: **325°F (163°C)** maximum

Length	Capacitance	
	Capacitance	High-Temp
12"	***A200PC12A***	***A200PHC12A***
24"	***A200PC24A***	***A200PHC24A***
36"	***A200PC36A***	***A200PHC36A***
48"	***A200PC48A***	***A200PHC48A***
60"	***A200PC60A***	***A200PHC60A***
72"	***A200PC72A***	***A200PHC72A***
84"	***A200PC84A***	***A200PHC84A***

Conductivity Probes

Application:
- for conductive fluids such as acids and water based mixtures

Materials:
- probe: 316 stainless, Hastelloy available for HCL service
- housing: NEMA 4X, IP66

Features:
- ½" NPT sliding fitting standard, ¾" fitting optional
- open dome adapter and washout fitting available
- pressure and tilt sensor options
- single electrode protected in housing
- dual electrodes exposed for easy cleaning

Length	Conductivity	
	Single Electrode	Dual Electrode
12"	***A200PCSS12A***	***A200PCSSDP12A***
24"	***A200PCSS24A***	***A200PCSSDP24A***
36"	***A200PCSS36A***	***A200PCSSDP36A***
48"	***A200PCSS48A***	***A200PCSSDP48A***
60"	***A200PCSS60A***	***A200PCSSDP60A***
72"	***A200PCSS72A***	***A200PCSSDP72A***
84"	***A200PCSS84A***	***A200PCSSDP84A***

Float Probes

Application:
- for use with foaming, very low density, or highly viscous liquids

Materials:
- probe: 316 stainless, Hastelloy available for HCL service
- housing: NEMA 4X

Features:
- single point standard, dual or multi-level float available
- open dome adapter and washout adapter available
- A100 battery powered monitor

Length	A100 Outalarm Float Probe	A200 Float Probe
24"	***A100F24DA***	***A200F24DA***
36"	***A100F36DA***	***A200F36DA***
48"	***A100F48DA***	***A200F48DA***

Multi-Point Ultrasonic Probes

Application:
- for use when multiple detection points are required such as dribble mode, pump shutoff and overfill alarm

Features:
- up to 5 sense points available
- pressure sensor
- ground verification
- tilt storage probe only active in vertical operational position

- Built special order to customer specifications, contact Dixon Bayco at 513.874.8499 for more information.

MURDOCK industrial | Sales@MurdockIndustrial.com www.HoseWarehouse.com | Phone: 330-535-7105 Fax: 330-535-1125 | Skype: MurdockIndustrial

ADS Outage Gauge

Applications:
- set level fill point for manual / visual fill control
- measure outage requirements on mobile tanks

Feature:
- open dome bracket

Length	*316 stainless steel* Standard Outgauge Part #	*316 stainless steel* Outgauge with J Bar Part #
2'	***A800OG2***	***A800OGJ2***
3'	***A800OG3***	***A800OGJ3***
4'	***A800OG4***	***A800OGJ4***
5'	***A800OG5***	***A800OGJ5***

ADS Gauge Rods

Application:
- used to gauge liquid levels in any mobile tank

Features:
- ½" x .065 wt hardened 316 stainless steel
- laser engraved scale with ¼" graduations
- rods come in two sections that screw together at the midpoint
- foot marks inscribed on rod at 1' intervals below the inch mark
- heavy duty plastic handle
- available in 4', 8' and 12' lengths

Description	*316 Stainless Steel* Part #
4'	***ADS4GR***
8'	***ADS8GR***
12'	***ADS12GR***

laser engraving closeup

ADS Spillguard™ Armored Cables

Features:
- 3 or 5 pin connector
- 316 stainless steel armoured cable or yellow rubber cable
- custom lengths available, call 513.874.8499 or 877.582.3569 for more information

Armored Cables

Length	3 Pin	5 Pin
15'	***A200CA3P15***	***A200CA5P15***
20'	***A200CA3P20***	***A200CA5P20***
25'	***A200CA3P25***	***A200CA5P25***
50'	***A200CA3P50***	***A200CA5P50***

Rubber Cable [1]

Length	3 Pin
25'	***A200CB3P25***

[1] for use with (-M) mini connectors only

MURDOCK industrial | Sales@MurdockIndustrial.com www.HoseWarehouse.com | Phone: 330-535-7105 Fax: 330-535-1125 | Skype: MurdockIndustrial

Accessories

ADS Open Dome Adapters

Features:
- flexible design fits most domes
- ½ and ¾" NPT port for Outalarm probes

Stainless Steel Part #
A100DA NEW
A100DB

A100DA

Tank Washout Caps

NEW

Description	Part
tank truck 3" wash-out adapter, ½" NPT	***A100TTA***
tank truck 3" wash-out adapter, ¾" NPT	***A100TTB***
washout cap with swivel	***A200SA***
washout cap with swivel and 2" vent	***A200SVA***

A100TTA

A200SA

Cable Junction Boxes

NEW

Description	Part
3 pin	***A210CR-3***
5 pin	***A210CR-5***

A210CR-3

Additional Parts & Accessories

Description	Part
1" cam and groove coupler and ½" NPT bushing, stainless steel	***A100CA1050***
1" cam and groove coupler with ½" NPT busing and 1" NPT vent tee, stainless	***A100CA1050V***
A100 / 200 splash guard, with 1⅛" diameter poly	***A100SG-POLY***
locating tab for A100 / 200 probes	***A100LT***
replacement A100 monitor only	***A100MTR***
cable to monitor adapter	***A100CBLMTR***
A210 Piezo horn 24VDC	***A210PZH-24***
tri color external signal light	***A210-120TC***

A210PZH-24

A210-12TC

MURDOCK industrial | Sales@MurdockIndustrial.com www.HoseWarehouse.com | Phone: 330-535-7105 Fax: 330-535-1125 | Skype: MurdockIndustrial

Boss™ System ..... 67 to 77

Ground joint ..... 67 to 69
Complete female 67
Stems 67
Wing nuts 68
Knurled nut 68
Female spuds 68
Male spuds 69
Double spuds 69
Boss Holedall™ fittings 69
NPT adapters 70
Wing nut caps 70
Washer seals ..... 71 to 72
Complete female 71
Stems 71
Female spuds 71
Male spud 72
Double spuds 72
Seal washers 72
Male stems 73
LP Boss™ male stems 74
Hose menders 74
Spud x hose shank 74
Clamps ..... 75 to 76
Ground joint air hammer 77
Stems 77
Wing nuts 77
Spuds 77

Boss™ LPS frac fittings ..... 78 to 84

Complete male/female assemblies 78
Females 78
Males with nut 79
Suction service 79
O-ring 79
King Crimp™ style short ferrules 79
One and two piece hammer union nuts 80
Hammer union caps and plugs 81
One-piece flange adapters 82, 83
Straights 82
Shorts 82
Elbows 82
Flange to weld adapters 83
Flange x male NPT 83
Port adapter 83
Hammer union elbows 83
Hammer union elbows 83
Boss LPS™ System Components 84

Holedall™ ..... 85 to 106

Coupling machines 85
Recommended working pressure 86
External swage ..... 87 to 92
Stems ..... 88 to 89
Flange assembly 89
Female ends 90
Uni-range male couplings 90
Ferrules 91, 92
Internal swage ..... 93 to 98
Stems 93, 94
Ferrules 94
Scovill style ..... 95 to 96
API Certified permanently attached ..... 97 to 98
Washers 99
HB coupling expander machine 99
Permanent pump hose couplings 99
Dubl-grip® re-attachable couplings 100
CIP internal expansion sanitary style 101
Sanitary style ..... 101 to 106
Stems 101,102
Plugs 101
Threaded hex nuts 102
Flow Chief ferrules 103
Sanitary King Crimp™ stems ..... 104 to 105
DIN external crimp stems 106
Sanitary style crimp ferrules 106

King Crimp™ ..... 107 to 119

Crimp working pressure chart 107
Type C 108
Type E 109
Global type C 109
Global type E 110
Boss™ ground joint stems 110
Sleeves ..... 111 to 112
Ferrules ..... 113 to 114
Nipples 115, 116, 117
150# ASA fixed flanges 116
Nipples x TTMA flange 116
Nipple for floating flange 116
Short combination nipples 117
Short ferrules 117
Large sleeves 117
Heavy duty nipples 118
Heavy duty ferrules 118

MURDOCK industrial | Sales@MurdockIndustrial.com www.HoseWarehouse.com | Phone: 330-535-7105 Fax: 330-535-1125 | Skype: MurdockIndustrial

Features:

- positive metal-to-polymer seal
- leakproof seal forms when the metal head of the stem makes contact with the patented polymer seat in the spud
- non-metallic polymer seat resists most chemicals found in manufacturing facilities (reference corrosion resistance chart on pages 921 - 926)
- recommended for steam service up to **450°F (232°C)**
- easy to seal
- use with Boss™ clamps found on pages 75, 76



Boss™ **Ground Joint Couplings with Female Spud**

Hose Shank x NPT	*Plated Steel and / or Iron* Part #	*316 Stainless Steel* Part #	*Brass* Part #
¼"	***GF1*** [1]	---	---
⅜"	***GF3*** [1]	---	---
½"	***GF6***	---	---
½" x ¾"	***GF26-1***	---	---
¾"	***GF26***	***RGF26***	***BGF26***
1"	***GF36***	***RGF36***	***BGF36***
1¼"	***GF51***	***RGF51***	---
1½"	***GF61***	***RGF61***	---
2"	***GF81*** [2]	***RGF81*** [2]	---
2½"	***GF96***	---	---
3"	***GF111***	---	---
4"	***GF141***	---	---
6"	***GF201*** [1]	---	---

[1] ¼", ⅜" and 6" available only with copper seat spuds
[2] not to be used with #250, #275 or #306 Boss™ clamps


plated iron / steel

316 stainless steel


brass

Boss™ Ground Joint Stems

Hose Shank x NPT	*Plated Steel and / or Iron* Part #	Optional Qty	*316 Stainless Steel* Part #	*Brass* Part #
¼"	***GBA***	100	---	---
⅜"	***GCA***	100	---	---
½"	***GB1***	100	---	---
½" x ¾"	***GB6-1***	50	---	---
¾"	***GB6***	50	***RGB6***	***BGB6***
1"	***GB11***	50	***RGB11***	***BGB11***
1¼"	***GB16***	25	***RGB16***	---
1½"	***GB21***	25	***RGB21***	---
2"	***GB26*** [2]	10	***RGB26*** [1]	---
2½"	***GB31***	5	---	---
3"	***GB36*** [2]	5	---	---
4"	***GB46***	5	---	---
6"	***GB66***	2	---	---

plated iron / steel

316 stainless steel

brass

[1] not to be used with #250, #275 or #306 Boss™ clamps
[2] GB26 / GB36 have machined shank to accept Boss™ clamps,King Crimp™ sleeves, ferrules. Use only Boss clamps on GB26 / GB36 for steam service.

Only use the crimp style shanks with the crimp style sleeves and ferrules.
Due to differences in dimensions and tolerances for safety reasons, do not interchange other manufacturer's products with Dixon® products. Pressure rating is based on the seal of the mating part. Reference dixonvalve.com for a complete list of ratings.

The King Crimp™ sleeve and ferrule are not intended for steam service.

MURDOCK industrial | Sales@MurdockIndustrial.com www.HoseWarehouse.com | Phone: 330-535-7105 Fax: 330-535-1125 | Skype: MurdockIndustrial

Boss™ **Wing Nuts**

plated iron / steel

316 stainless steel

brass

Size	*Plated Steel and / or Iron* Part #	Optional Qty	*316 Stainless Steel* Part #	*Brass* Part #
¼"	***SLS4***	100	---	---
⅜"	***CB***	100	---	---
½"	***B2***	100	---	---
¾"	***B12***	25	***RB12***	***BB12***
1"	***B12***	25	***RB12***	***BB12***
1¼"	***B17***	25	***RB17***	---
1½"	***B17***	25	***RB17***	---
2"	***B27***	10	***RB27***	---
2½"	***B32***	5	---	---
3"	***B37***	5	---	---
4"	***B47***	5	---	---
6"	***B67***	2	---	---

Boss™ **Knurled Nut**

Size	*Plated Steel* Part #	Optional Qty
¾" and 1"	***KB12***	25

Boss™ Ground Joint Female Spuds



Thread	*Plated Steel and / or Iron* Part #	Optional Qty	*316 Stainless Steel* Part #	*Brass* Part #
¼"	***GBC*** [1]	100	---	---
⅜"	***GCC*** [1]	100	---	---
½"	***GB3***	100	---	---
¾"	***GB8***	50	***RGB8***	***BGB8***
1"	***GB13***	50	***RGB13***	***BGB13***
1¼"	***GB18***	25	***RGB18***	---
1½"	***GB23***	25	***RGB23***	---
2"	***GB28***	10	***RGB28***	---
2½"	***GB33***	5	---	---
3"	***GB38***	5	---	---
4"	***GB48***	5	---	---
6"	***GB68*** [1]	2	---	---

[1] ¼", ⅜" and 6" available only with copper seat spuds, all other sizes have polymer seats

MURDOCK industrial | Sales@MurdockIndustrial.com www.HoseWarehouse.com | Phone: 330-535-7105 Fax: 330-535-1125 | Skype: MurdockIndustrial

Boss™ Ground Joint Male Spuds

Thread	*Plated Steel* Part #	*Plated Iron* Part #
⅜"	***GMC*** [1]	---
½"	***GM3***	---
¾"	***GM8***	---
1"	***GM13***	---
1¼"	---	***GM18***
1½"	---	***GM23***
2"	---	***GM28***
2½"	---	***GM33***
3"	---	***GM38***

[1] ¼", ⅜" and 6" available only with copper seat spuds, all other sizes have polymer seats

Boss™ Ground Joint Double Spuds

Thread	*Plated Steel* Part #	*Plated Iron* Part #
½"	***GDB3***	---
¾" and 1"	***GDB13***	---
1¼" and 1½"	---	***GDB23***
2"	---	***GDB28***
2½"	---	***GDB33***
3"	---	***GDB38***



Boss Holedall™ Fittings

Applications:
- designed for air and liquid applications where a permanent, low profile clamping system is desired
- *not for steam service*

Features:
- supplied with carbon steel ferrules
- consult Dixon® for swage and/or crimp specifications

Size	Hose OD From	Hose OD To	*Plated Iron / Steel* Part #	*Stainless Steel* Part #
¾"	1-10/64"	1-14/64"	***GF26P1***	---
	1-15/64"	1-18/64"	***GF26P2***	---
	1-19/64"	1-22/64"	***GF26P3***	---
1"	1-30/64"	1-34/64"	***GF36P1***	---
	1-35/64"	1-38/64"	***GF36P2***	---
	1-39/64"	1-42/64"	***GF36P3***	---
1½"	1-58/64"	2"	***GF61P1***	***RGF61P1***
	2-1/64"	2-8/64"	***GF61P2***	***RGF61P2***
	2-9/64"	2-16/64"	***GF61P3***	---
2"	2-28/64"	2-40/64"	***GF81P1*** [1]	***RGF81P1***
	2-41/64"	2-48/64"	***GF81P2*** [1]	***RGF81P2***
	2-49/64"	2-56/64"	***GF81P3*** [1]	---
3"	3-30/64"	3-40/64"	***GF111P1*** [1]	---
	3-41/64"	3-48/64"	***GF111P2*** [1]	---
	3-49/64"	3-56/64"	***GF111P3*** [1]	---



[1] 2" and 3" have a machined shank

MURDOCK industrial | Sales@MurdockIndustrial.com www.HoseWarehouse.com | Phone: 330-535-7105 Fax: 330-535-1125 | Skype: MurdockIndustrial

Boss™ Adapters

Female NPT

Features:
- designed to fit the standard ground joint spuds on pages 68, 69
- supplied with a wing nut, as shown
- for safety tags and safety tape, see page 910

Size	*Plated Steel and / or Iron* Part #	NEW *316 Stainless Steel* Part #
¾"	***GFAS6***	***RGFAS6***
1"	***GFAS11***	***RGFAS11***
1¼"	***GFAS16***	---
1½"	***GFAS21*** [1]	---
2"	***GFAS26***	---
3"	***GFAS36***	---

[1] part is produced as a welded fabrication

Male NPT

Size	*Plated Steel and / or Iron* Part #	NEW *316 Stainless Steel* Part #
¾"	***GMAS6***	***RGMAS6***
1"	***GMAS11***	---
1¼"	***GMAS16***	---
1½"	***GMAS21***	---
2"	***GMAS26*** [1]	---
3"	***GMAS36***	---

[1] uses a special wing nut, part # B27-1

Boss™ Wing Nut Caps

Features:
- supplied with 12" chain and washer
- for best results, use with washer style spuds and washers on page 72
- not intended for pressure applications

Size	*Plated Steel and / or Iron* Part #	*316 Stainless Steel* Part #	Opt Qty
¾" and 1"	***B12SC***	***RB12SC***	25
1¼" and 1½"	***B17SC***	---	25
2"	***B27SC***	---	10
3"	***B37SC***	---	5

MURDOCK industrial | Sales@MurdockIndustrial.com www.HoseWarehouse.com | Phone: 330-535-7105 Fax: 330-535-1125 | Skype: MurdockIndustrial

Features:

- recommended for steam service up to **450°F (232°C)**
- easy to seal
- Klingersil® C-4401 washer is inserted between the stem and spud
- leakproof seal forms by rotating the wing nut and hammering it tight
- use with Boss™ clamps found on pages 75 - 76
- use with wing nuts found on page 68



Boss™ **Washer Seal Couplings with Female Spud**

Hose Shank x NPT	*Plated Steel and / or Iron* Part #	*316 Stainless Steel* Part #
⅜"	***WF3***	---
½"	***WF6***	---
½" x ¾"	***WF26-1***	---
¾"	***WF26***	***RWF26***
1"	***WF36***	***RWF36***
1¼"	***WF51***	***RWF51***
1½"	***WF61***	***RWF61***
2"	***WF81*** [1]	***RWF81*** [1]
2½"	***WF96***	---
3"	***WF111***	---





[1] not to be used with #250, #275 or #306 Boss™ clamps

Boss™ Washer Seal Stems

Hose Shank x NPT	*Plated Steel and / or Iron* Part #	Opt Qty	*316 Stainless Steel* Part #
⅜"	***SS337***	100	---
½"	***B1***	100	---
½" x ¾"	***B6-1***	50	---
¾"	***B6***	50	***RB6***
1"	***B11***	50	***RB11***
1¼"	***B16***	25	***RB16***
1½"	***B21***	25	***RB21***
2"	***B26*** [1]	10	***RB26*** [1]
2½"	***B31***	5	---
3"	***B36***	5	---

[1] not to be used with #250, #275 or #306 Boss™ clamps

Boss™ Washer Seal Female Spuds

Thread Size	*Plated Steel and / or Iron* Part #	Opt Qty	*316 Stainless Steel* Part #
⅜"	***CC***	100	---
½"	***B3***	100	---
¾"	***B8***	25	***RB8***
1"	***B13***	50	***RB13***
1¼"	***B18***	25	***RB18***
1½"	***B23***	25	***RB23***
2"	***B28***	10	***RB28***
2½"	***B33***	5	---
3"	***B38***	5	---

MURDOCK industrial | Sales@MurdockIndustrial.com www.HoseWarehouse.com | Phone: 330-535-7105 Fax: 330-535-1125 | Skype: MurdockIndustrial

Boss™ Washer Seal Male Spuds



Thread	*Plated Steel or Iron* Part #
⅜"	***WMC*** [1]
½"	***WM3*** [1]
¾"	***WM8*** [1]
1"	***WM13*** [1]
1¼"	***WM18*** [2]
1½"	***WM23*** [2]
2"	***WM28*** [2]
3"	***WM38*** [2]

[1] plated steel
[2] plated iron

Boss™ Washer Seal Double Spuds



Thread	*Plated Steel or Iron* Part #
⅜"	---
½"	***DB3*** [1]
¾"	***DB13*** [1]
1"	***DB13*** [1]
1¼"	***DB23*** [2]
1½"	***DB23*** [2]
2"	***DB28*** [2]
3"	***DB38*** [2]

[1] plated steel
[2] plated iron

Boss™ Washer Seal Washers

Size	*Nitrile Rubber Bonded, Non-Asbestos Klingersil® C-4401* Part #
⅜"	***WBC***
½"	***W2***
¾"	***W12***
1"	***W12***
1¼"	***W17***
1½"	***W17***
2"	***W27***
2½"	***W32***
3"	***W37***

MURDOCK industrial | Sales@MurdockIndustrial.com www.HoseWarehouse.com | Phone: 330-535-7105 Fax: 330-535-1125 | Skype: MurdockIndustrial

Boss™ Male Stems

Features:

- recommended for steam service up to **450°F (232°C)**
- use with Boss™ clamps on pages 75 - 76 for safety tags and safety tape see page 910

Hose x NPT size	*Plated Steel Bar Stock* Part #	Opt Qty	Size	*Plated Iron* Part #	Opt Qty
¼" x ⅛"	***MS4X2***	100	---	---	---
¼" x ¼"	***MSA***	100	---	---	---
¼" x ⅜"	***MSB***	25	---	---	---
⅜" x ¼"	***MS6X4***	100	1¼"	***MS16***	20
⅜" x ⅜"	***MSC***	100	1½"	***MS21***	20
⅜" x ½"	***MS6X8***	50	2"	***MS26***	10
½" x ¼"	***MS8X4***	50	2½"	***MS31***	5
½" x ⅜"	***MS8X6***	50	3"	***MS36***	5
½" x ½"	***MS1***	50	4"	***MS46***	2
½" x ¾"	***MS8X12***	25	---	---	---
¾" x ½"	***MS12X8***	25	---	---	---
¾" x ¾"	***MS6***	50	---	---	---
¾" x 1"	***MS12X16***	25	---	---	---
1" x ¾"	***MS16X12***	25	---	---	---
1" x 1"	***MS11***	25	---	---	---

plated steel

plated iron

316 stainless

Size	*316 Stainless* Part #	Size	*Brass* Part #
½"	***RMS1***	---	---
¾"	***RMS6***	¾"	***BMS6***
1"	***RMS11***	1"	***BMS11***
1¼"	***RMS16***	1¼"	***BMS16***
1½"	***RMS21***	1½"	***BMS21***
2"	***RMS26***	2"	***BMS26***
2½"	***RMS31***	---	---
3"	---	3"	---

brass

MURDOCK industrial | Sales@MurdockIndustrial.com www.HoseWarehouse.com | Phone: 330-535-7105 Fax: 330-535-1125 | Skype: MurdockIndustrial

LP Boss™ **Male Stems - Male NPT End**

Size	*Schedule 40 Plated Steel* Part #	*Schedule 40 Stainless Steel* Part #	*Schedule 80 Plated Steel* Part #
1¼"	***LP16***	---	***LP16-80*** [1]
1½"	***LP21***	---	***LP21-80*** [1]
2"	***LP26***	---	***LP26-80*** [1]
2½"	***LP31***	---	---
3"	***LP36***	***RLP36***	---
4"	***LP46***	***RLP46***	---
6"	***LP66***	---	---

[1] schedule 80 stems meet NFPA 58

B

LP Boss™ **Male Stems - Beveled End**

Size	*Schedule 40 Unplated Steel* Part #
2"	***LPB26***
3"	***LPB36***

Boss™ Hose **Menders**

Features:
- collars designed to engage gripping fingers of Boss™ clamps
- ¾" - 3" plated iron; ½" plated steel

Size	Part #
½"	***M1***
¾"	***M6***
1"	***M11***
1¼"	***M16***
1½"	***M21***
2"	***M26***
2½"	***M31***
3"	***M36***

Boss™ **Spud x Hose Shank**

Material:
- seat: polymer

Thread	*Steel* Part #
1"	***GH1311***
2"	***GH2826***

MURDOCK industrial | Sales@MurdockIndustrial.com www.HoseWarehouse.com | Phone: 330-535-7105 Fax: 330-535-1125 | Skype: MurdockIndustrial

Boss™ **Clamps**

⚠WARNING

- The bolts used in the Boss™ interlocking clamps are not standard bolts. They vary from standard bolts in their length, diameter, overall thread length and material hardness. These bolts can be retorqued, but it is ***not*** recommended that the bolts or clamps be reused, as they are designed for a single bend only. Dixon® recommends using only factory supplied replacement bolts.
- Torque values for clamps are based on dry bolts. The use of lubricant on bolts will adversely effect clamp performance. *Do not lubricate nuts and bolts.*
- For all Bolt Tightening Sequences, please visit *dixonvalve.com*

Features:
- recommended for steam service up to **450°F (232°C)**
- recommended torque rating in ft. lbs.
- replacement nuts and bolts are available, contact Dixon® for more information

2 Bolt Type, 2 Gripping Fingers

Hose ID	Hose OD from	Hose OD to	*Zinc Plated Iron* Part #	Pkg Qty	*Stainless Steel* [4] Part #	Torque ft. lbs. [2]	*Brass* Part #	Torque
¼"	36/64"	42/64"	***BD*** [3]	100	---	6	---	---
⅜"	44/64"	56/64"	***CD*** [3]	100	---	6	---	---
½"	52/64"	60/64"	***DD*** [3]	100	---	6	---	---
½"	60/64"	1-4/64"	***B4*** [3]	25	***RB4***	12	***BB4***	10
½"	1-4/64"	1-12/64"	***B5***	25	---	12	---	---
¾"	1-10/64"	1-20/64"	***BU9*** [3]	50	***RBU9***	21	***BBU9***	18
¾"	1-20/64"	1-32/64"	***B9***	25	***RB9***	21	---	---
¾"	1-32/64"	1-44/64"	***B10*** [3]	25	---	21	---	---

4 Bolt Type, 2 Gripping Fingers

Hose ID	Hose OD from	Hose OD to	*Zinc Plated Iron* Part #	Pkg Qty	*Stainless Steel* [4] Part #	Torque [2] ft. lbs.	*Brass* Part #	Torque
1"	1-34/64"	1-46/64"	***BU14***	25	***RBU14***	21	***BBU14***	18
1"	1-44/64"	1-60/64"	***B14***	25	***RB14***	21	---	---
1"	1-60/64"	2-8/64"	***B15***	20	---	21	---	---
1¼"	1-32/64"	1-50/64"	***BU18***	20	---	40	---	---
1¼"	1-50/64"	2-6/64"	***BU19***	10	---	40	---	---
1¼"	2-8/64"	2-24/64"	***B19***	10	***RB19***	40	---	---
1½"	1-52/64"	2"	***BU22***	10	---	40	---	---
1½"	2"	2-14/64"	***B22***	10	---	40	---	---
1½"	2-12/64"	2-24/64"	***BU24***	10	***RBU24***	40	---	---
1½"	2-24/64"	2-36/64"	***B24***	10	***RB24***	40	---	---
1½"	2-36/64"	2-48/64"	***B25***	10	---	40	---	---
2"	2-22/64"	2-34/64"	***BU28***	9	---	60	---	---
2"	2-32/64"	2-50/64"	***BU29***	10	***RBU29***	60	***BBU29*** [1]	40
2"	2-48/64"	3-4/64"	***B29***	10	***RB29***	60	---	---
2"	3-6/64"	3-28/64"	***B30***	5	---	60	---	---
2½"	3-6/64"	3-28/64"	***BU34***	5	---	60	---	---
2½"	3-32/64"	3-60/64"	***B34***	5	---	150	---	---
3"	3-32/64"	3-60/64"	***BU35***	5	***RBU35***	150	---	---
3"	3-52/64"	4-4/64"	***B35***	5	---	150	---	---
3"	4-4/64"	4-28/64"	***B39***	5	---	200	---	---

[1] will become obsolete as inventory is depleted
[2] torque applies to plated iron and stainless steel clamps
[3] global investment cast carbon steel
[4] When installing stainless steel bolts and nuts, the use of anti-seize or anti-galling lubricant is advised. A light coat is required on the bolt threads to prevent thread galling and artificial torque reading.

MURDOCK industrial | Sales@MurdockIndustrial.com www.HoseWarehouse.com | Phone: 330-535-7105 Fax: 330-535-1125 | Skype: MurdockIndustrial

Hose Coupling Systems

B

Boss™ Clamps

⚠WARNING

- The bolts used in the Boss™ interlocking clamps are not standard bolts. They vary from standard bolts in their length, diameter, overall thread length and material hardness. These bolts can be retorqued, but it is ***not*** recommended that the bolts or clamps be reused, as they are designed for a single bend only. Dixon® recommends using only factory supplied replacement bolts.
- Torque values for clamps are based on dry bolts. The use of lubricant on bolts will adversely effect clamp performance. *Do not lubricate nuts and bolts.*
- for all bolt tightening sequences, please visit dixonvalve.com

Features:
- recommended for steam service up to **450°F (232°C)**
- recommended torque rating in ft. lbs.
- replacement nuts and bolts are available, contact Dixon® for more information

4 Bolt Type, 4 Gripping Fingers

Hose ID	Hose OD from	Hose OD to	*Zinc Plated Iron* Part #	Optional Qty	Torque Ft. Lbs.
½"	58/64"	1-2/64"	***968***	50	6
1"	1-26/64"	1-36/64"	***156***	20	21
1¼"	1-44/64"	1-56/64"	***187***	10	21
1¼"	1-56/64"	2-4/64"	***206***	20	21
1½"	2"	2-8/64"	***212***	10	21
1½"	2-4/64"	2-16/64"	***225***	10	40
2"	2-16/64"	2-32/64"	***250*** [1]	10	40
2"	2-32/64"	2-48/64"	***275*** [1]	10	40
2"	2-48/64"	3-4/64"	***306*** [1]	5	60
2½"	3-4/64"	3-32/64"	***350***	5	60
3"	3-32/64"	3-48/64"	***375***	5	60
3"	3-48/64"	4"	***401***	5	150
3"	4"	4-12/64"	***418***	2	200
3"	4-12/64"	4-32/64"	***450***	2	200

[1] not to be used with GF81, GB26, WF81, B26, RGF81, RGB26, BGF81,RWF81, RB26

6 Bolt Type, 3 Gripping Fingers

Hose ID	Hose OD from	Hose OD to	*Zinc Plated Iron* Part #	Optional Qty	Torque Ft. Lbs.
3"	4-16/64"	4-52/64"	***BS39***	2	150
4"	4-40/64"	5"	***B45***	3	150
4"	4-56/64"	5-16/64"	***BS49***	2	200
4"	5-16/64"	5-38/64"	***BU49***	2	200
4"	5-34/64"	5-60/64"	***B49***	2	200

6 Bolt Type, 6 Gripping Fingers

Hose ID	Hose OD from	Hose OD to	*Zinc Plated Iron* Part #	Optional Qty	Torque Ft. Lbs.
6"	6-56/64"	7-24/64"	***750***	1	200
6"	7-32/64"	8"	***850***	1	200

MURDOCK industrial | Sales@MurdockIndustrial.com www.HoseWarehouse.com | Phone: 330-535-7105 Fax: 330-535-1125 | Skype: MurdockIndustrial

Ground Joint Air Hammer Couplings with Female Spud

Female Spud

Features:

- rounded steel head of stem fits concave inserts in spuds for superior sealing
- metal-to-metal copper seat seal
- for use with Boss™ clamps on page 75 -76

Style	NPT Size	*Plated Steel / Iron* Part #
Compact	½" ¾"	***GDF6*** ***GDF8***
Heavy Duty	¾" 1"	***GDF10*** ***GDF12***

Stems

Style	Hose ID	*Plated Steel* Part #
Compact	½" ¾"	***GBA45*** ***GBA46***
Heavy Duty	¾" 1"	***GBB18*** ***GBB11***

Wing Nuts

Style	Hose ID and NPT Sizes	Coarse Nut Thread	*Iron* Part #
Compact	½" ¾"	1-31/64" OD x 8 TPI	***J47*** ***J47***
Heavy Duty	¾" 1"	1-47/64" OD x 8 TPI	***DLB12*** ***DLB12***

Female Spuds

Style	NPT Size	Coarse Nut Thread	*Plated Steel w/ Copper seat* Part #
Compact	½" ¾"	1-31/64" OD x 8 TPI	***GJ65*** ***GJ55***
Heavy Duty	¾" 1"	1-47/64" OD x 8 TPI	***GDL8*** ***GDL13***

Male Spuds



Style	Hose ID and NPT Sizes	Coarse Nut Thread	*Plated Steel w/ Copper seat* Part #
Compact	½" ¾"	1-31/64" OD x 8 TPI	***GJ60*** ***GJ50***
Heavy Duty	¾" 1"	1-47/64" OD x 8 TPI	***GDL7*** ***GDL10***

Double Spuds



Style	Hose ID and NPT Sizes	Coarse Nut Thread	*Plated Steel w/ Copper seat* Part #
Compact	½" ¾"	1-31/64" OD x 8 TPI	***GJ75*** ***GJ75***
Heavy Duty	¾" 1"	1-47/64" OD x 8 TPI	***GDL25*** ***GDL25***

MURDOCK industrial | Sales@MurdockIndustrial.com www.HoseWarehouse.com | Phone: 330-535-7105 Fax: 330-535-1125 | Skype: MurdockIndustrial

Dixon® Frac Fittings

Application:
- used in the fast paced transfer of water, chemicals and sand slurry to a hydraulic fracturing site

Features:
- one-piece stem design eliminates the leak path common with two-piece threaded systems
- interchangeable with current fittings; phase them into your operation
- designed to work with Dixon® King Crimp™ sleeves or ferrules.
- **400 PSI** working pressure at **70°F (21°C)** for 3" and 4" sizes; 4:1 safety factor (SF) [1]
- **230 PSI** working pressure at **70°F (21°C)** for 6" size; 4:1 safety factor (SF)
- **150 PSI** working pressure at **70°F (21°C)** for 8" size; 3:1 safety factor (SF)

[1] 400 PSI working pressure with a minimum 4:1 safety factor (*hose burst: hose working pressure*) is only achieved with:
  - 3" size uses standard crimp ferrules
  - 4" size requires heavy duty (HD) crimp ferrules, CF400-6CSHD through CF400-16CSHD and heavy duty stems

Note: Water and petroleum transfer hoses rated from 100 to 300 PSI WP (4:1 SF) have excellent test results with the standard King Crimp™ ferrules *CF400-xxCS*.

Materials:
- fittings: machined iron to ASTM standards; all stems zinc plated
- male 3", 4" and 6" NPT fittings are schedule 80 pipe; 8" NPT fittings are schedule 40 pipe; all sizes meet ASTM standards
- nut: forged steel meeting AISI standards

Complete Male / Female Assembly

4"

Size	Figure	Part #
2"	206	NEW ***HUMF206200CS***
3"	100 206	***HUMF100300CS*** ***HUMF206300CS***
4"	100 206	***HUMF100400CS*** ***HUMF206400CS***
6"	100 206	***HUMF100600CS*** ***HUMF206600CS***
8"	100 206	***HUMF100800CS*** ***HUMF206800CS***

Female

3" and 4"

8"

Size	Figure	Part #
2"	206	NEW ***HUF206200CS***
3"	100 206	***HUF100300CS*** ***HUF206300CS***
4"	100 206	***HUF100400CS*** ***HUF206400CS***
6"	100 206	***HUFALL600CS*** [1]
8"	100 206	***HUFALL800CS*** [1]

[1] meets both figure 100 and 206 dimensional specifications

MURDOCK industrial | Sales@MurdockIndustrial.com www.HoseWarehouse.com | Phone: 330-535-7105 Fax: 330-535-1125 | Skype: MurdockIndustrial

Dixon® Frac Fittings

Male with Nut

Size	Figure	Part #
2"	206	***HUM206200CS*** [1] NEW
3"	100 206	***HUM100300CS*** ***HUM206300CS*** [1]
4"	100 206	***HUM100400CS*** ***HUM206400CS*** [1]
6"	100 206	***HUM100600CS*** ***HUM206600CS*** [1]
8"	100 206	***HUM100800CS*** ***HUM206800CS*** [1]

[1] includes nut and O-ring

3" and 4"

6" and 8"

Suction Service Fittings

NEW

Size	Figure	Description	*Forged Steel* Part #
5"	50	socket weld x suction male hammer union (includes O-ring, no nut)	***HUSM500SW-1***
		socket weld x suction female hammer union	***HUSF500SW***
5"	N/A	split nut, suction and discharge, black	***HUS500RN***

HUSM500SW-1

HUSF500SW

Dixon® Frac Fitting O-rings

Size	Figure	*Buna-N* Part #
3"	206	***O238BU***
4"	206	***O347BU***
6"	206	***O440BU***
8"	206	***O447BU***



King Crimp™ Style Short Frac Ferrules

Hose ID	Hose OD From	Hose OD To	Ferrule Wall Thickness	Ferrule ID	Ferrule Overall Length	*Carbon Steel* Part #
8"	8-29/64"	8-36/64"	.120"	8.625"	4.25"	***CFS800-1CS***
	8-37/64"	8-44/64"	.120"	8.750"	4.25"	***CFS800-2CS***
	8-45/64"	8-52/64"	.120"	8.875"	4.25"	***CFS800-3CS***
	8-53/64"	8-60/64"	.120"	9.000"	4.25"	***CFS800-4CS***
	8-61/64"	9-4/64"	.120"	9.125"	4.25"	***CFS800-5CS***
	9-5/64"	9-12/64"	.120"	9.250"	4.25"	***CFS800-6CS***
	9-13/64"	9-20/64"	.120"	9.375"	4.25"	***CFS800-7CS***
	9-21/64"	9-28/64"	.120"	9.500"	4.25"	***CFS800-8CS***

MURDOCK industrial | Sales@MurdockIndustrial.com www.HoseWarehouse.com | Phone: 330-535-7105 Fax: 330-535-1125 | Skype: MurdockIndustrial

Dixon® Hammer Union Nuts

One-Piece

3" and 4"

6" and 8"

Features:
- long lasting and dependable nut
- all nuts are interchangeable with reliable brands
- cold working pressure: **2,000 PSI**
- 6" and 8" sizes have 4 lug design for more surface area to hammer

Size	Figure	*Forged Steel AISI Standards* Part #
2"	206	NEW ***HU206200N***
3"	100 206	***HU100300N*** ***HU206300N***
4"	100 206	***HU100400N*** ***HU206400N***
6"	100 206	***HU100600N*** ***HU206600N***
8"	100 206	***HU100800N*** ***HU206800N***

Two-Piece

Applications:
- replacement for damaged hammer union nuts
- used with male one-piece flange adapters

figure 200 / 206

figure 100

Features:
- lug design provides enlarged surface area to hammer
- repair nut is pinned and bolted for perfect alignment
- nut can be installed on pre-existing hammer union assembly
- cold working pressure: **2,000 PSI**
- 4" Figure 200/206 nut is interchangeable with reliable brands
- 6" and 8" Figure 100/200/206 nuts are interchangeable with reliable brands
- available in other series and sizes, contact Dixon®

Dixon® recommends using Loctite® Threadlocker Red 271™ when bolting together two-piece hammer union nuts to ensure that bolts do not loosen when in service. Option two is to weld the seams of the split nut. Bolt torque recommendation is 60 foot pounds.

Size	Figure	*Forged Steel AISI Standards* Part #
4"	split nut, figure 200/206, blue (includes bolts)	***HU200400RN***
5"	split nut, suction and discharge, black	***HUS500RN***
6"	split nut, figure 100, black (includes bolts) split nut, figure 200/206, blue (includes bolts)	***HU100600RN*** ***HU200600RN***
8"	split nut, figure 100, black (includes bolts) split nut, figure 200/206, blue (includes bolts)	***HU100800RN*** ***HU200800RN***

MURDOCK industrial | Sales@MurdockIndustrial.com www.HoseWarehouse.com | Phone: 330-535-7105 Fax: 330-535-1125 | Skype: MurdockIndustrial

Hammer Union Caps and Plugs

Application:

- Prevents leakage of hydraulic fracturing fluids from hammer union connections used on manifolds and hose assemblies. Hammer union caps and plugs can be used in pressurized service or as dust caps/plugs on site or when transferring equipment.

Features:

- forged steel construction ensures longevity, reliability and performance
- caps are designed with larger lugs for easier installation and disassembling and include a threaded bolt hole for attaching chain or cable
- plugs are designed with larger handle for easier installation and disassembling and include a handle hole to attach chain or cable
- forged steel meets AISI standards

Blanking Caps

Size	Figure	Description	*Forged Steel* Part #
2"	206	includes nut/plug body, O-ring and retaining ring NEW	***HUC206200***
4"	206	includes nut/plug body, O-ring and retaining ring	***HUC206400***
		blue with nut/plug body and retaining ring with bolt & chain	***HUC206400BC***
	207	cap only	***HUC207400***
		blanking cap with bolt & chain	***HUC207400BC***
6"	206	includes nut/plug body, o-ring and retaining ring NEW	***HUC206600***
8"	206	includes nut/plug body, o-ring and retaining ring	***HUC206800***

HUC207400

Blanking Plugs

Size	Figure	Description	*Forged Steel* Part #
4"	207	plug only	***HUP207400***
		with chain and d-link (shackle/bolt)	***HUP207400DC***
6"	100/200/206	hammer union, connects to figures 100/200/206	***HUPALL600*** NEW
8"	100/200/206	hammer union, connects to figures 100/200/206	***HUPALL800***

HUP207400

HUPALL600

O-ring

Size	*Buna-N* Part #
4"	***O429BU***



MURDOCK industrial | Sales@MurdockIndustrial.com www.HoseWarehouse.com | Phone: 330-535-7105 Fax: 330-535-1125 | Skype: MurdockIndustrial

Dixon® One-Piece Flange Adapters

Application:

- used in the transfer of water, brine, water-based chemicals, water-based acids, and gelatinous proppant (sand) slurry used at hydraulic fracturing sites
- use with ***HU200400RN*** two-piece nut

Features:

- flange x female or male hammer union straights (standard or short length)
- 45° elbows in female and male (flange x hammer union)
- no welds or pipe threads to deteriorate and cause premature leakage
- two-piece nut is pinned and bolted for perfect alignment
- all 4" Figure 206 threads are interchangeable with other reliable brands
- 125# flange match the bolt pattern of 150# flange
- iron adapters meet ASTM standards
- forged steel nuts meet AISI standards

Flange Adapters - Straight

HUF206400FLG

Size	Figure	Description	Overall Length	*Iron* Part #
4"	206	female hammer union x 125# flange	5-1/8"	***HUF206400FLG***
		male hammer union x 125# flange includes nut and Buna-N O-ring	5-9/16" (with nut)	***HUM206400FLG***
6"	100/200/206	125# flange x female hammer union; connects to figures 100/200/206	4-1/2"	***HUFALL600FLG***
	206	125# flange x male (includes iron nut and O-ring)	4-15/16"	***HUM206600FLG*** [1]
8	100/200/206	125# flange x female hammer union; connects to figures 100/200/206	4-1/2"	***HUFALL800FLG***
	206	125# flange x male (includes nut and O-ring)	5-7/32"	***HUM206800FLG*** [1]

[1] nut is iron

Flange Adapters - Short



HUM206400FLG-ST

Size	Figure	Description	Overall Length	*Iron* Part #
4"	206	female hammer union x 125# flange short	3"	***HUF206400FLG-ST***
		male hammer union x 125# flange short includes nut and Buna-N O-ring	3-13/32"	***HUM206400FLG-ST***

Flange Adapters - 45° Elbow

HUM206400FLG-45

Size	Figure	Description	Overall Length	*Iron* Part #
4"	206	female hammer union x 125# flange 45° elbow	10-31/32"	***HUF206400FLG-45***
		male hammer union x 125# flange 45° elbow includes nut and Buna-N O-ring	12-1/32" (with nut)	***HUM206400FLG-45***

O-ring



Size	*Buna-N* Part #
4"	***O347BU***

- For flange dimensions, diagrams and additional information please reference dixonvalve.com.

MURDOCK industrial | Sales@MurdockIndustrial.com www.HoseWarehouse.com | Phone: 330-535-7105 Fax: 330-535-1125 | Skype: MurdockIndustrial

Dixon® One-Piece Adapters

150# Flange to Weld Adapters

Features:
- used on a 12" pipe manifold
- easy to weld
- formed butt weld provides accurate alignment
- compatible with other reliable brands

Size	Description	*Weldable Cast Steel* Part #
4"	150# flange x weld adapter, vertical	***WA4FL12X750-1***
	150# flange x weld adapter, offset	***WA4FL12X750-2***
	150# flange x weld adapter, vertical	***WA4FL12X1050-1***
	150# flange x weld adapter, offset	***WA4FL12X1050-2***

10½"

Vertical Pattern

Offset Pattern

- For flange dimensions, diagrams and additional information please reference dixonvalve.com.

125# Flange x Male NPT

Size	Description	*Ductile Iron* Part #
4"	125# flange x male NPT	***4FAMT***
	125# flange x male NPT - long	***4FAMTL***

4FAMT

Port Adapter

Size	Figure	Description	*Iron* Part #
2"	206	male NPT x female hammer union	***HUF206200MT***

Hammer Union Elbows

Features:
- no welds or pipe threads to deteriorate and cause premature leakage
- easy to weld to 12" pipe manifolds

Size	Figure	Description	*Ductile Iron* Part #
4"	206	male hammer union x female hammer union 45° elbow	***HUMF20640045***
		male hammer union x female hammer union 60° elbow	***HUMF20640060***
		male hammer union x female hammer union 80° elbow	***HUMF20640080***
		male hammer union x female hammer union 90° elbow	***HUMF20640090***

HUMF20640080

MURDOCK industrial | Sales@MurdockIndustrial.com www.HoseWarehouse.com | Phone: 330-535-7105 Fax: 330-535-1125 | Skype: MurdockIndustrial

Boss™ Low Pressure System Components

Dixon® is committed to improving end user productivity and reducing environmental and safety related incidents on the low pressure side of hydraulic fracturing sites. Boss™ Low Pressure System products are built around the premise; "no welds, no threads, no leaks." The product line is continually expanding, visit dixonvalve.com/bosslps for the latest updates.

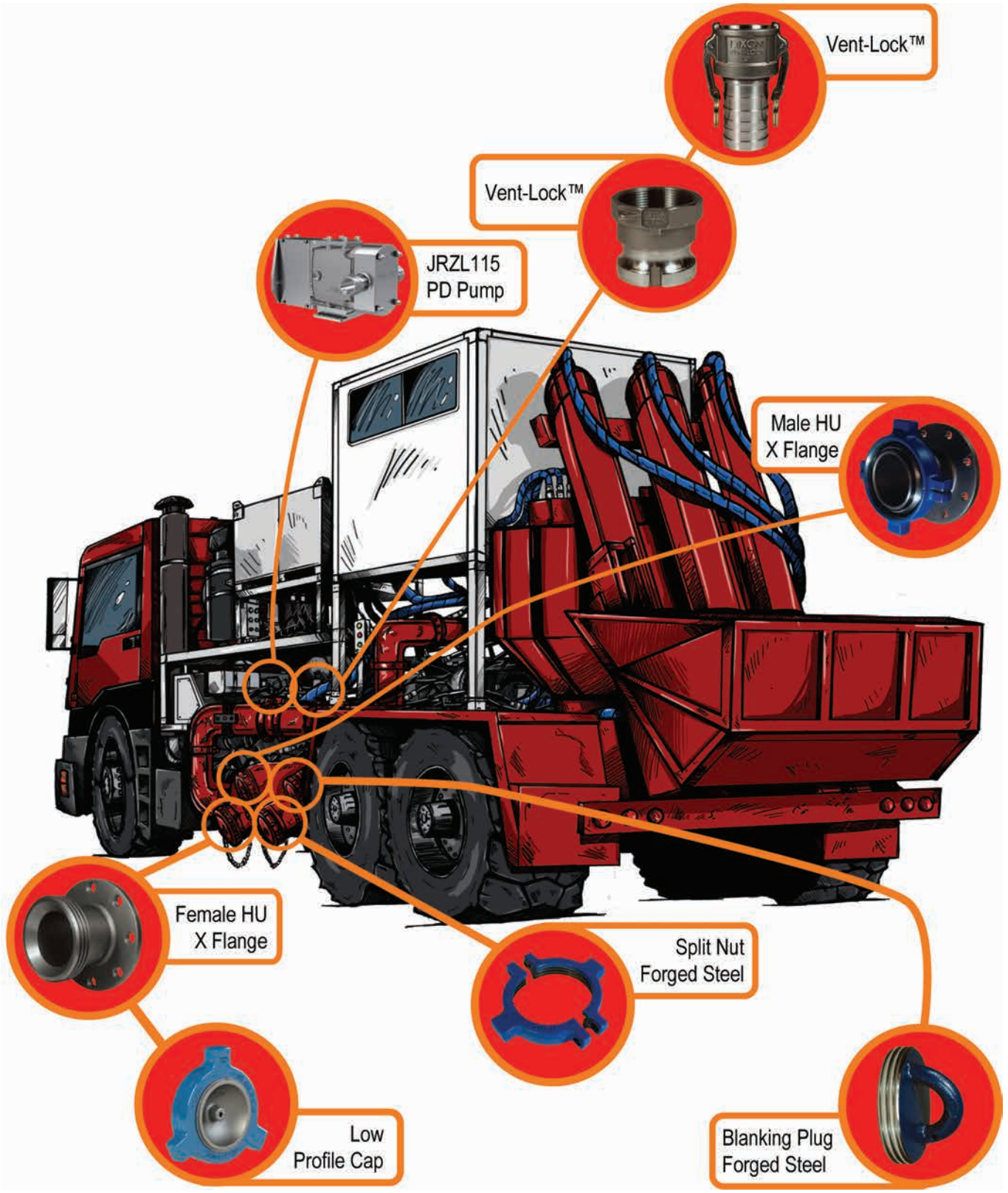

MURDOCK industrial | Sales@MurdockIndustrial.com www.HoseWarehouse.com | Phone: 330-535-7105 Fax: 330-535-1125 | Skype: MurdockIndustrial

Holedall™ **Coupling Machines**

Rams, are powerful finely engineered machines designed specifically to externally swage and internally expand Holedall™ couplings by hydraulic pressure securely attaching Holedall™ couplings to hose. Since each ram generates all the hydraulic pressure required to attach the Holedall™ coupling, one person can easily operate the equipment.

15 Ton Ram



Features:
- for internally expanded couplings only
- can expand 1" through 3" steel fittings and 5/8" through 4" brass Holedall™ Petroleum fittings
- produces up to 10,000 PSI, for up to 15 tons of ram force
- bench mounted model (optional stand available)
- motor: ½ h.p., 115 volt, 60 cycle, single phase with foot pedal

100 Ton Ram



Features:
- for externally swaging Holedall™ fittings to hose, sizes 1¼" through 10" ID
- optional accessories allow the ram to be used for internally expanded couplings on hose from 1" through 6"
- capable of producing up to 100 tons of ram force
- motor: 1⅛ h.p., 115 volt, 60 cycle, single phase motor is standard with remote, (220/440 volt motors are available)

25 Ton Ram

Features:
- can externally swage ¼" through 4" ID hose and internally expand 5/8" through 4" ID hose with proper equipment
- produces up to 10,000 PSI of line pressure for up to 25 tons of ram force
- free standing model
- high speed pump kit option is available
- motor is ½ h.p., 115 volt 60 cycle, single phase with foot pedal

350 Ton Ram

Features:
- for externally swaging Holedall™ and Rotary fittings
- produces up to 354 tons of ram force for swaging
- 14" 150 lb. flange will fit through the bed plate
- ram has 36" of stroke
- motor: 12½ h.p., 230 volt, 60Hz, 3 phase motor is standard with remote

50 Ton Ram

Features:
- can externally swage 1¼" through 6" ID hose and internally expand 1" through 6" ID hose with proper equipment
- produces up to 10,000 PSI, for up to 50 tons of ram force
- bench mounted model (optional stand available)
- motor is1⅛ h.p., 115 volt, 60 cycle, single phase, standard with remote, (220/440 volt motors are available)

⚠ All Rams require dies of the proper size to reduce the ferrule to the proper diameter for a good grip on the hose. Pushers of the proper size must be used on the end of the Ram to push the Holedall™ fitting through the die. Die and pusher selection depends on the sizes and types of hoses being coupled. Ferrule recommendations are available upon request. Consult Dixon® for specific details.

MURDOCK industrial | Sales@MurdockIndustrial.com www.HoseWarehouse.com | Phone: 330-535-7105 Fax: 330-535-1125 | Skype: MurdockIndustrial

Recommended Working Pressures

WARNING Holedall™ couplings, regardless of coupling style, are never to be used for steam service at any pressure. Holedall™ fittings listed below are not to be used with cable reinforced high-pressure hose, 4 or 6 braid wire hydraulic hose or any other service not listed in recommendations. In addition, Internally Expanded Holedall™ couplings are not to be used with plastic lined chemical hose. Consult Dixon® for recommendations on usage.

Holedall™ couplings (Externally Swaged), to perform satisfactorily, must be applied properly in accordance with Dixon® assembly procedures, using the correct die and ferrule for that particular hose end OD. The Dixon® Die and Ferrule Recommendation Guide is to be used to select correct dies and ferrules. If you do not have the updated Die and Ferrule Recommendation Guide, consult Dixon®. Strict adherence to ferrule OD range (Internally Expanded) for each hose end to be assembled is essential for satisfactory performance.

Note: Hose service working pressure (including surges and spikes) is never to exceed the maximum recommended working pressure for the fitting (reference chart below) [2]. Media being transported through the hose should be compatible with the stem material. Compatibility of ferrule material with the environment in which it will be used is recommended. Consult the Compatibility Chart on dixonvalve.com or contact Dixon® for material compatibility. For applications other than the ones listed, please consult Dixon®.

	Externally Swaged						Internally Expanded	
			Light Duty Fittings					
Size	Standard Fittings [1]	Long Style Fittings [1]	NO Notched Fittings [1]	NOS Notched Short Fittings [1]	Cam and Groove [1]	Holedall™ DIN Crimp Stems [1]	Internally Expanded [1]	Flow Chief / Crimp Sanitary Fittings [1]
	TM, TP, TG, TMR, TPR, TGR	TML, TPL, TGL	TM, TP, TG, RN•••NO	RST•••NOS, STC•••NOS, GAS••••NOS		HA••••	IXM, IXV, IXH	IXSE, IXFS, IXMS, CSSR
¾"	---	---	---	---	---	---	---	---
1"	---	---	---	---	**250**	---	---	---
1¼"	**600**	**1,000**	**350**	---	---	---	**800**	---
1⅜"	---	---	---	---	---	---	---	---
1½"	**600**	**1,000**	**350**	**250**	**250**	**145**	**800**	**250**
2"	**600**	**1,000**	**350**	**250**	**250**	**145**	**800**	**250**
2½"	**600**	**1,000**	**250**	---	**150**	---	**600**	**250**
3"	**600**	**1,000**	**250**	**250**	**125**	**145**	**600** [3]	**250**
4"	**500**	**850**	**250**	[4]	**100**	---	**500** [3]	**200**
5"	**450**	**750**	---	---	---	---	---	---
6"	**400**	**700**	---	---	---	---	**400**	---
8"	**350**	**600**	---	---	---	---	---	---
10"	**300**	**550**	---	---	---	---	---	---

[1] maximum recommended working pressures, in PSI, given at **70°F** ambient temperature
[2] The assembly's (hose + coupling) maximum working pressure is the lesser of:
1) The hose rated working pressure, or
2) The coupling rated working pressure
[3] For hoses which use IXF48-3 to IXF48-5 and IXF64-2 to IXF64-5, consult Dixon® for working pressures. See notes below for specific recommendations.
[4] Contact Dixon® for pressure reccomendations

Standard Fittings
Recommended for use on most one and two wire braid reinforced hoses, fiber reinforced (braided or spiraled) with or without helical wire such as: oil suction and discharge hose, barge and dock loading and unloading hose as well as LP gas hose, anhydrous ammonia hose, acid chemical hose and high pressure air and water hose.

Long Style Fittings
Recommended for use on hose as listed under standard fittings where additional retention is required due to higher working pressures or end pull. Consult maximum working pressure chart or call Dixon®.

Light Duty Fittings
Recommended for use in the same applications as standard fittings above where lower working pressures are encountered. Consult maximum working pressure chart or consult Dixon®.

Internally Expanded Fittings
Recommended for concrete placement, grout and plaster, food, dairy, pharmaceutical as well as other applications where increased flow capacity is important. Consult maximum working pressure chart or call Dixon® for additional application and working pressure information.

MURDOCK industrial | Sales@MurdockIndustrial.com www.HoseWarehouse.com | Phone: 330-535-7105 Fax: 330-535-1125 | Skype: MurdockIndustrial

Holedall™ **External Swage Coupling System**

The Holedall™ coupling system provides outstanding strength, durability and safety.

The Holedall™ system is a method of attaching couplings to hose utilizing a progressive swage. The patented Holedall™ couplings include a Holedall™ stem and a specially engineered ferrule. The hydraulic swaging of the coupling to the hose is accomplished by pushing the ferrule through a die which reduces the ferrule OD, thus providing a 360° uninterrupted compression band around the hose.

A hydraulic ram is the only piece of machinery necessary to accomplish the coupling. Available in five different sizes - 15, 25, 50, 100 and 350 ton see page 85 - these rams will accommodate dies and pushers of various sizes so that hoses up to 10" in diameter may be coupled.

This multi-purpose, high pressure coupling system requires no bolts and results in a clean coupling with no protrusions. The swaging operation is fast and hose of various lengths and different styles can be coupled. Ease of operation, flexibility and economy make the Holedall™ method an unequalled assembly system.

Features:

- provides long-lasting efficiency and safety
- lightweight coupling consisting of ferrule and stem
- streamlined, no protrusions to snag on equipment
- available in stainless steel and carbon steel
- available in multiple configurations: pipe thread, plain end, grooved or flanged ends

Holedall™ stems and ferrules are specifically designed to be used together as a coupling system. Due to differences in dimensions and tolerances, for safety reasons, do not use other manufacturer's stems or ferrules with Holedall™ products.



cross-section of Holedall™ externally swaged assembly

MURDOCK industrial | Sales@MurdockIndustrial.com www.HoseWarehouse.com | Phone: 330-535-7105 Fax: 330-535-1125 | Skype: MurdockIndustrial

External Swage Stems

Male NPT End Tubular Type

Features:

- designed for hose ID's 1¼" - 10", ferrule size depends on the hose OD, refer to page 91 to select the correct ferrule
- for higher working pressure applications use long style stems and ferrules

Hose ID	*Plated Carbon Steel* Part #	*316 Stainless* Part #	Long Style *Carbon Steel* Part #
1¼"	***TM20***	***TMR20***	***TML20***
1½"	***TM24***	***TMR24***	***TML24***
2"	***TM32***	***TMR32***	***TML32***
2½"	***TM40***	***TMR40***	***TML40***
3"	***TM48***	***TMR48***	***TML48***
4"	***TM64***	***TMR64***	***TML64***
5"	***TM80***	---	***TML80***
6"	***TM96***	***TMR96***	***TML96***
	TMR96-42	---	---
8"	***TM128***	---	***TML128***
10"	***TM160***	---	---

Beveled End for Welding



Hose ID	*Unplated Carbon Steel* Part #	*316 Stainless Steel* Part #	Long Style *Unplated Carbon Steel* Part #
1¼"	***TP20***	---	***TPL20***
1½"	***TP24***	---	***TPL24***
2"	***TP32***	***TPR32***	***TPL32***
2½"	***TP40***	---	***TPL40***
3"	***TP48***	***TPR48***	***TPL48***
4"	***TP64***	***TPR64***	***TPL64***
5"	***TP80***	---	***TPL80***
6"	***TP96***	---	***TPL96***
8"	***TP128***	---	***TPL128***
10"	***TP160***	---	***TPL160***

Grooved End



Hose ID	*Plated Carbon Steel* Part #	*316 Stainless* Part #	Long Style *Plated Carbon Steel* Part #
1¼"	***TG20***	---	***TGL20***
1½"	***TG24***	***TGR24***	***TGL24***
2"	***TG32***	***TGR32***	***TGL32***
2½"	***TG40***	***TGR40***	***TGL40***
3"	***TG48***	***TGR48***	***TGL48***
4"	***TG64***	***TGR64***	***TGL64***
5"	***TG80***	---	***TGL80***
6"	***TG96***	---	***TGL96***
8"	***TG128***	---	***TGL128***
10"	***TG160***	---	***TGL160***

MURDOCK industrial | Sales@MurdockIndustrial.com www.HoseWarehouse.com | Phone: 330-535-7105 Fax: 330-535-1125 | Skype: MurdockIndustrial

Special Holedall™ Stems

Hose ID	Material	Thread	Part #
4"	*carbon steel*	NPT	***TM64-42***
4"	*carbon steel*	NPT	***TML64-42***
6"	*unplated carbon steel*	NPT	***TM96-42***
6"	*316 stainless*	NPT	***TMR96-42***
6"	*carbon steel*	NPT	***TML96-42***
6"	*unplated carbon steel*	beveled	***TP96-42***
6"	*316 stainless*	beveled	***TPR96-42***
6"	*carbon steel*	grooved	***TGL96-42***
6"	*carbon steel*	grooved	***TG96-42***
8"	*unplated carbon steel*	NPT	***TM128-42***
8"	*carbon steel*	beveled	***TP128-42***
8"	*carbon steel*	grooved	***TG128-42***

- use with external swage ferrules on page 91

External Swage

Flange Assemblies

Features:

- 150# ASA flange drilling available with carbon steel stem, flange and ferrule, or with 316 stainless steel stem and flange and carbon steel ferrule
- available in other sizes, consult Dixon®

Fixed Flange

Hose ID	Hose OD From	Hose OD To	*Carbon Steel* Part #	*Stainless Steel* Part #
2"	2-28/64"	2-40/64"	***32P1SO15***	***R32P1SOR15***
	2-41/64"	2-48/64"	***32P2SO15***	***R32P2SOR15***
	2-49/64"	2-56/64"	***32P3SO15***	***R32P3SOR15***
3"	3-30/64"	3-40/64"	***48P1SO15***	***R48P1SOR15***
	3-41/64"	3-48/64"	***48P2SO15***	***R48P2SOR15***
	3-49/64"	3-56/64"	***48P3SO15***	***R48P3SOR15***
4"	4-40/64"	4-44/64"	***64P1SO15***	***R64P1SOR15***
	4-45/64"	4-52/64"	***64P2SO15***	***R64P2SOR15***
	4-53/64"	4-60/64"	***64P3SO15***	***R64P3SOR15***
6"	7"	7-4/64"	***96P1SO15***	***R96P1SOR15***
	7-5/64"	7-12/64"	***96P2SO15***	***R96P2SOR15***
	7-13/64"	7-20/64"	***96P3SO15***	***R96P3SOR15***
8"	9-20/64"	9-24/64"	***128P1SO15***	---
	9-25/64"	9-32/64"	***128P2SO15***	---
	9-33/64"	9-40/64"	***128P3SO15***	---

Floating Flange

Hose ID	Hose OD From	Hose OD To	*Carbon Steel* Part #	*Stainless Steel* Part #
2"	2-28/64"	2-40/64"	***32P1LJ15***	***R32P1LJR15***
	2-41/64"	2-48/64"	***32P2LJ15***	***R32P2LJR15***
	2-49/64"	2-56/64"	***32P3LJ15***	***R32P3LJR15***
3"	3-30/64"	3-40/64"	***48P1LJ15***	***R48P1LJR15***
	3-41/64"	3-48/64"	***48P2LJ15***	***R48P2LJR15***
	3-49/64"	3-56/64"	***48P3LJ15***	***R48P3LJR15***
4"	4-40/64"	4-44/64"	***64P1LJ15***	***R64P1LJR15***
	4-45/64"	4-52/64"	***64P2LJ15***	***R64P2LJR15***
	4-53/64"	4-60/64"	***64P3LJ15***	***R64P3LJR15***
6"	7"	7-4/64"	***96P1LJ15***	***R96P1LJR15***
	7-5/64"	7-12/64"	***96P2LJ15***	***R96P2LJR15***
	7-13/64"	7-20/64"	***96P3LJ15***	***R96P3LJR15***
8"	9-20/64"	9-24/64"	***128P1LJ15***	---
	9-25/64"	9-32/64"	***128P2LJ15***	---
	9-33/64"	9-40/64"	***128P3LJ15***	---

- For flange dimensions, diagrams and additional information please reference dixonvalve.com.

MURDOCK industrial | Sales@MurdockIndustrial.com www.HoseWarehouse.com | Phone: 330-535-7105 Fax: 330-535-1125 | Skype: MurdockIndustrial

External Swage Stems - Female End

two piece design
1"

one piece design
1¼" - 2"

Size	Hose OD from	Hose OD to	*Plated Carbon Steel* Part #
1"	1-30/64"	1-34/64"	***TF16WF1-80***
	1-34/64"	1-38/64"	***TF16WF2-80***
	1-35/64"	1-42/64"	***TF16WF3-80***
1¼"	1-44/64"	1-48/64"	***TF20WF1-80*** [1]
	1-49/64"	1-56/64"	***TF20WF2-80*** [1]
	1-57/64"	2"	***TF20WF3-80*** [1]
2"	2-36/64"	2-40/64"	***TF32WF1-80*** [1]
	2-41/64"	2-48/64"	***TF32WF2-80*** [1]
	2-49/64"	2-56/64"	***TF32WF3-80*** [1]

[1] Special pusher required for 1¼" and 2" sizes: 1¼" ***25PUSH125-MOD***, 2" ***25PUSH200MOD***

External Swage Uni-Range Male Couplings

Applications:

- Recommended for use on most one or two wire braid reinforced hoses, fiber reinforced (braided or spiral) with or without helical wire such as chemical, high pressure air and water hoses, and LP gas hoses.

Features:

- designed for smaller hose systems, hose ID's of ¼" - 1"
- shipped complete with factory assembled stem and ferrule combination
- can be swaged or crimped
- stainless steel stems are investment cast
- other hose OD's available, consult Dixon®

Hose ID	Hose ID From	Hose ID To	*Plated Carbon Steel* Part #	*Stainless / Carbon Steel* Part #	*Stainless Steel* Part #
¼"	34/64"	38/64"	***4P1***	---	---
	38/64"	42/64"	***4P2***	---	---
	42/64"	46/64"	***4P3***	---	---
⅜"	46/64"	50/64"	***6P1***	---	---
	50/64"	54/64"	***6P2***	---	---
	54/64"	58/64"	***6P3***	---	---
½"	54/64"	58/64"	***8P1***	---	---
	58/64"	62/64"	***8P2***	---	***R8P2SS***
	62/64"	1-2/64"	***8P3***	---	---
¾"	1-6/64"	1-12/64	---	---	***R12P1250***
	1-10/64"	1-14/64"	***12P1***	***R12P1***	---
	1-13/64	1-22/64	---	---	***R12P1370***
	1-14/64"	1-18/64"	***12P2***	***R12P2***	---
	1-18/64"	1-22/64"	***12P3***	***R12P3***	---
1"	1-30/64"	1-34/64"	***16P1***	***R16P1***	---
	1-30/64"	1-38/64"	---	---	***R16P1620***
	1-34/64"	1-38/64"	***16P2***	***R16P2***	---
	1-38/64"	1-42/64"	***16P3***	***R16P3***	---
	1-38/64"	1-46/64"	---	---	***R16P1770***
	1-42/64"	1-46/64"	***16P4***	***R16P4***	---

MURDOCK industrial | Sales@MurdockIndustrial.com www.HoseWarehouse.com | Phone: 330-535-7105 Fax: 330-535-1125 | Skype: MurdockIndustrial

External Swage Ferrules

The selection of ferrules is very important to achieve the proper coupling-to-hose assembly. For assistance in proper selection contact Dixon®.

Features:

- plated carbon steel
- style F ferrules are used with all standard length stems, page 88
- style FL ferrules are extra long and are used with all long style stems, page 88

Size	Hose OD From	Hose OD To	*Plated Carbon Steel* Part #	*Plated Carbon Steel* Long Style Part #
1¼"	1-44/64"	1-48/64"	***F20-1***	***FL20-1***
	1-49/64"	1-56/64"	***F20-2***	***FL20-2***
	1-57/64"	2"	***F20-3***	***FL20-3***
	2-1/64"	2-8/64"	***F20-4***	***FL20-4***
1½"	1-58/64"	2"	***F24-1***	***FL24-1***
	2-1/64"	2-8/64"	***F24-2***	***FL24-2***
	2-9/64"	2-16/64"	***F24-3***	***FL24-3***
	2-17/64"	2-24/64"	***F24-4***	***FL24-4***
	2-25/64"	2-32/64"	***F24-5***	***FL24-5***
2"	2-28/64"	2-40/64"	***F32-1***	***FL32-1***
	2-41/64"	2-48/64"	***F32-2***	***FL32-2***
	2-49/64"	2-56/64"	***F32-3***	***FL32-3***
	2-57/64"	3-2/64"	***F32-4***	***FL32-4***
2½"	2-62/64"	3-8/64"	***F40-1***	***FL40-1***
	3-9/64"	3-16/64"	***F40-2***	***FL40-2***
	3-17/64"	3-24/64"	***F40-3***	***FL40-3***
	3-25/64"	3-32/64"	***F40-4***	***FL40-4***
	3-33/64"	3-40/64"	***F40-5***	***FL40-5***
3"	3-30/64"	3-40/64"	***F48-1***	***FL48-1***
	3-41/64"	3-48/64"	***F48-2***	***FL48-2***
	3-49/64"	3-56/64"	***F48-3***	***FL48-3***
	3-57/64"	4"	***F48-4***	***FL48-4***
	4-1/64"	4-8/64"	***F48-5***	***FL48-5***
4"	4-30/64"	4-39/64"	***F64-Z*** [1]	***FL64-Z*** [1]
	4-40/64"	4-44/64"	***F64-1***	***FL64-1***
	4-45/64"	4-52/64"	***F64-2***	***FL64-2***
	4-53/64"	4-60/64"	***F64-3***	***FL64-3***
	4-61/64"	5-4/64"	***F64-4***	***FL64-4***
	5-5/64"	5-12/64"	***F64-5***	***FL64-5***
	5-13/64"	5-20/64"	***F64-6***	***FL64-6***
	5-21/64	5-28/64"	***F64-7***	***FL64-7***
	5-29/64"	5-36/64"	***F64-8***	***FL64-8***
5"	5-56/64"	5-60/64"	***F80-1***	***FL80-1***
	5-61/64"	6-4/64"	***F80-2***	***FL80-2***
	6-5/64"	6-12/64"	***F80-3***	***FL80-3***
	6-13/64"	6-20/64"	***F80-4***	***FL80-4***
	6-21/64"	6-28/64"	***F80-5***	***FL80-5***
	6-29/64"	6-38/64"	***F80-6***	***FL80-6***
	6-37/64"	6-44/64"	***F80-7***	***FL80-7***
6"	6-44/64"	6-63/64"	***F96-Z*** [1]	***FL96-Z*** [1]
	7"	7-4/64"	***F96-1***	***FL96-1***
	7-5/64"	7-12/64"	***F96-2***	***FL96-2***
	7-13/64"	7-20/64"	***F96-3***	***FL96-3***
	7-21/64"	7-28/64"	***F96-4***	***FL96-4***
	7-29/64"	7-36/64"	***F96-5***	***FL96-5***
	7-37/64"	7-44/64"	***F96-6***	***FL96-6***
	7-45/64"	7-52/64"	***F96-7***	***FL96-7***
	7-53/64"	7-60/64"	***F96-8***	***FL96-8***
	7-61/64"	8"	***F96-9***	***FL96-9***
8"	8-53/64"	8-56/64"	***F128-X*** [1]	---
	9"	9-9/64"	***F128-Y***	***FL128-Y***
	9-20/64"	9-24/64"	***F128-1***	***FL128-1***
	9-25/64"	9-32/64"	***F128-2***	***FL128-2***
	9-33/64"	9-40/64"	***F128-3***	***FL128-3***
	9-41/64"	9-48/64"	***F128-4***	***FL128-4***
	9-49/64"	9-56/64"	***F128-5***	***FL128-5***
	9-57/64"	10"	***F128-6***	***FL128-6***
	10-1/64"	10-4/64"	***F128-7***	***FL128-7***
10"	11-32/64"	11-44/64"	***F160-1***	***FL160-1***
	11-45/64"	11-60/64"	***F160-2***	***FL160-2***
	11-61/64"	12-12/64"	***F160-3***	***FL160-3***
	12-13/64"	12-28/64"	***F160-4***	***FL160-4***
	12-29/64"	12-44/64"	***F160-5***	***FL160-5***
	12-45/64"	12-60/64"	***F160-6***	***FL160-6***

long style

[1] requires use with special stems on page 89

- for applications with hose OD ranges not listed, contact Dixon®

MURDOCK industrial | Sales@MurdockIndustrial.com www.HoseWarehouse.com | Phone: 330-535-7105 Fax: 330-535-1125 | Skype: MurdockIndustrial

External Swage Ferrules - Light Duty

Features:
- for use with standard length stems styles TMR, TPR, and TGR series on pages 88 - 89
- consult Dixon® for die recommendations, go to dixonvalve.com for specific pressure recommendations

Hose ID	Hose OD From	Hose OD To	*304 Stainless Steel* Part #
1½"	1-60/64"	2-12/64"	***GAS2334TO***
	2-4/64"	2-22/64"	***GAS2370TO***
2"	2-30-64"	2-44/64"	***GAS2709TO***
	2-42/64"	2-54/64"	***GAS2885TO***
3"	3-30/64"	3-46/64"	***GAS3760TO***
	3-47/64"	3-54/64"	***GAS3885TO***
4"	4-40/64"	4-47/64"	***GAS5010TO***

External Swage High Pressure Couplings

Applications:
- Intended for services requiring a fitting to withstand extremely high pressures (up to **3,000 PSI** at **70°F [21°C]**) and severe operating conditions including: small and medium size drilling rigs, slim hole applications and core drill, workover, seismograph, water well, blast or shot holes.

Features:
- sold as a complete coupling (stem and matching ferrule)
- must provide hose OD when ordering for a properly sized ferrule; make sure both ends of the hose are measured for OD
- must be swaged with 50 Ton or 100 Ton Ram
- API and NPT sizes are interchangeable
- stems are machined from seamless pipe and tubing with specially designed serrations
- ferrules are machined from a heavy wall material incorporating matching serrations

Stem and Ferrule Complete Assemblies

- an accurate hose OD must be provided to complete the part # and to ensure proper retention

Male NPT Thread Coupling Units

Hose ID	NPT Size	*Zinc Plated Steel* Part #
2"	2"	***LM32-****
2½"	2½"	***LM40-****
3"	3"	***LM48-****

Male API Thread Coupling Units

Hose ID	API Size	*Zinc Plated Steel* Part #
2"	2½"	***LM3240- ****
2½"	3"	***LM4048- ****
3"	4"	***LM4864- ****

MURDOCK industrial | Sales@MurdockIndustrial.com www.HoseWarehouse.com | Phone: 330-535-7105 Fax: 330-535-1125 | Skype: MurdockIndustrial

Internal Expansion Coupling System

Applications:
- Essential in applications requiring maximum flow including: concrete pump hose, plaster and grout hose, oil suction and discharge hose, multi-purpose heavy duty air hose, jetting hose, barge loading hose and bottom loading hose.

Features:
- maximum flow of media
- reduction of turbulence through hose
- excellent sealing and retention characteristics
- outperforms band clamps
- easy and consistent installation
- only one expansion tool is needed for each hose ID
- available end configurations: male NPT, grooved, others available contact Dixon®

Holedall™ stems and ferrules are specifically designed to be used together as a coupling system. Due todifferences in dimensions and tolerances, for safety reasons, do not use other manufacturer's stems or ferrules with Holedall™ products.



Cross-section of Holedall™ internally expanded assembly

Male Pipe Threaded End Stems

Size	Working PSI [1]	*Carbon Steel* Part #
1"	---	***IXM16***
1¼"	**800**	***IXM20***
1½"	**800**	***IXM24***
2"	**800**	***IXM32***
2½"	**600**	***IXM40***
3"	**600** [2]	***IXM48***
4"	**500** [2]	***IXM64***
6"	**400**	***IXM96***

[1] maximum recommended working pressures at **70°F (21°C)** ambient temperature
[2] For hoses which use IXF48-3 to IXF48-5 and IXF64-2 to IXF64-5, consult Dixon® for working pressures. See page 86 for specific recommendations.

Heavy Duty Raised End Stems

Size	Working PSI [1]	*Carbon Steel* Part #
1½"	**800**	***IXH24***
2"	**800**	***IXH32***
2½"	**600**	***IXH40***
3"	**600** [2]	***IXH48***
4"	**500** [2]	***IXH64***

[1] maximum recommended working pressures at **70°F (21°C)** ambient temperature
[2] For hoses which use IXF48-3 to IXF48-5 and IXF64-2 to IXF64-5, consult Dixon® for working pressures. See page 86 for specific recommendations.

MURDOCK industrial | Sales@MurdockIndustrial.com www.HoseWarehouse.com | Phone: 330-535-7105 Fax: 330-535-1125 | Skype: MurdockIndustrial

Internal Expansion Coupling System

Grooved End Stems



Size	Working PSI [1]	*Carbon Steel* Part #
1¼"	**800**	***IXV20***
1½"	**800**	***IXV24***
2"	**800**	***IXV32***
2½"	**600**	***IXV40***
3"	**600** [2]	***IXV48***
4"	**500** [2]	***IXV64***

[1] maximum recommended working pressures at **70°F (21°C)** ambient temperature

[2] For hoses which use IXF48-3 to IXF48-5 and IXF64-2 to IXF64-5, consult Dixon® for working pressures. See page 86 for specific recommendations.

Internal Expansion Ferrules

Hose ID	Hose OD From	Hose OD To	Ferrule ID	*Plated Carbon Steel* Part #
1"	1-24/64"	1-28/64"	1-7/16"	***IXF16-1***
	1-28/64"	1-32/64"	1-1/2"	***IXF16-2***
	1-32/64"	1-36/64"	1-9/16"	***IXF16-3***
1¼"	1-40/64"	1-44/64"	1-11/16"	***IXF20-Z***
	1-44/64"	1-48/64"	1-3/4"	***IXF20-1***
	1-48/64"	1-52/64"	1-13/16"	***IXF20-2***
	1-52/64"	1-56/64"	1-7/8"	***IXF20-3***
	1-56/64"	1-60/64"	1-15/16"	***IXF20-4***
	1-60/64"	2"	2"	***IXF20-5***
	2"	2-4/64"	2-1/16"	***IXF20-6***
1½"	1-56/64"	1-60/64"	1-15/16"	***IXF24-Z***
	1-60/64"	2"	2"	***IXF24-1***
	2"	2-4/64"	2-1/16"	***IXF24-2***
	2-4/64"	2-8/64"	2-1/8"	***IXF24-3***
	2-8/64"	2-12/64"	2-3/16"	***IXF24-4***
	2-12/64"	2-16/64"	2-1/4"	***IXF24-5***
	2-16/64"	2-20/64"	2-5/16"	***IXF24-6***
	2-20/64"	2-24/64"	2-3/8"	***IXF24-7***
2"	2-32/64"	2-36/64"	2-9/16"	***IXF32-Y***
	2-36/64"	2-40/64"	2-5/8"	***IXF32-Z***
	2-40/64"	2-44/64"	2-11/16"	***IXF32-1***
	2-44/64"	2-48/64"	2-3/4"	***IXF32-2***
	2-48/64"	2-52/64"	2-13/16"	***IXF32-3***
	2-52/64"	2-56/64"	2-7/8"	***IXF32-4***
	2-56/64"	2-60/64"	2-15/16"	***IXF32-5***
	2-60/64"	3"	3"	***IXF32-6***
	3"	3-4/64"	3-1/16"	***IXF32-7***
2½"	3"	3-4/64"	3-1/16"	***IXF40-1***
	3-4/64"	3-8/64"	3-1/8"	***IXF40-2***
	3-8/64"	3-12/64"	3-3/16"	***IXF40-3***
	3-12/64"	3-16/64"	3-1/4"	***IXF40-4***
	3-16/64"	3-20/64"	3-5/16"	***IXF40-5***
	3-20/64"	3-24/64"	3-3/8"	***IXF40-6***
	3-24/64"	3-28/64"	3-7/16"	***IXF40-7***
	3-28/64"	3-32/64"	3-1/2"	***IXF40-8***

Hose ID	Hose OD From	Hose OD To	Ferrule ID	*Plated Carbon Steel* Part #
3"	3-32/64"	3-36/64"	3-9/16"	***IXF48-T***
	3-36/64"	3-40/64"	3-5/8"	***IXF48-U***
	3-40/64"	3-44/64"	3-11/16"	***IXF48-V***
	3-44/64"	3-48/64"	3-3/4"	***IXF48-W***
	3-48/64"	3-52/64"	3-13/16"	***IXF48-X***
	3-52/64"	3-56/64"	3-7/8"	***IXF48-Y***
	3-56/64"	3-60/64"	3-15/16"	***IXF48-Z***
	3-60/64"	4"	4"	***IXF48-1***
	4"	4-4/64"	4-1/16"	***IXF48-2***
	4-4/64"	4-8/64"	4-1/8"	***IXF48-3*** [1]
	4-8/64"	4-12/64"	4-3/16"	***IXF48-4*** [1]
	4-12/64"	4-16/64"	4-1/4"	***IXF48-5*** [1]
4"	4-36/64"	4-40/64"	4-5/8"	***IXF64-T***
	4-40/64"	4-44/64"	4-11/16"	***IXF64-U***
	4-44/64"	4-48/64"	4-3/4"	***IXF64-V***
	4-48/64"	4-52/64"	4-13/16"	***IXF64-W***
	4-52/64"	4-56/64"	4-7/8"	***IXF64-X***
	4-56/64"	4-60/64"	4-15/16"	***IXF64-Y***
	4-60/64"	5"	5"	***IXF64-Z***
	5"	5-4/64"	5-1/16"	***IXF64-1***
	5-4/64"	5-8/64"	5-1/8"	***IXF64-2*** [1]
	5-8/64"	5-12/64"	5-3/16"	***IXF64-3*** [1]
	5-12/64"	5-16/64"	5-1/4"	***IXF64-4*** [1]
	5-16/64"	5-20/64"	5-5/16"	***IXF64-5*** [1]
6"	6-40/64"	6-44/64"	6-11/16"	***IXF96-1***
	6-44/64"	6-48/64"	6-3/4"	***IXF96-2***
	6-46/64"	6-50/64"	6-25/32"	***IXF96-3***
	6-48/64"	6-52/64"	6-13/16"	***IXF96-4***
	6-52/64"	6-56/64"	6-7/8"	***IXF96-5***
	6-56/64"	6-60/64"	6-15/16"	***IXF96-6***
	6-60/64"	7"	7"	***IXF96-7***
	7"	7-4/64"	7-1/16"	***IXF96-8***
	7-4/64"	7-8/64"	7-1/8"	***IXF96-9***
	7-8/64"	7-12/64"	7-3/16"	***IXF96-10***
	7-12/64"	7-16/64"	7-1/4"	***IXF96-11***
	7-16/64"	7-20/64"	7-5/16"	***IXF96-12***
	7-18/64"	7-22/64"	7-11/32"	***IXF96-13***
	7-20/64"	7-24/64"	7-3/8"	***IXF96-14***

[1] for hoses using ferrule sizes IXF48-3 thru IXF48-5 and IXF64-2 thru IXF64-5, consult Dixon® for working pressures

- for use with IX stems on pages 93 - 94

MURDOCK industrial | Sales@MurdockIndustrial.com www.HoseWarehouse.com | Phone: 330-535-7105 Fax: 330-535-1125 | Skype: MurdockIndustrial

Scovill Style Couplings

Applications:
- recommended for discharge and suction service; commonly used in the transfer of fuel to homes, airplanes, ships, etc.
- intended for fuel delivery service, see page 97 for information on API 1529 certification

Features:
- male and female stems are machined from bar stock or solid brass forgings; ferrules are available in brass and stainless steel
- compact, lightweight and streamlined to eliminate catching on curbs and shrubs
- stems and ferrules are designed to be used together as a coupling system
- stem is expanded to nominal ID of hose for a rigid, uniform, full-flow area
- all fittings have octagonal facets for tightening with a wrench; females in 1½" and larger sizes have lugs for tightening
- pre-lubricated for assembly
- designed for internal expansion only
- hand and electrically operated installation equipment is available, consult Dixon® for pricing and availability
- working pressure varies with the size of the fitting, the size and construction of the hose and the media being conveyed, consult Dixon® for recommendations
- do not interchange with other manufacturers

Permanent Male Couplings

Size	Thread	*Brass* Part #
¾"	NPT	***H5192***
1"	NST	***H5212NST***
1¼"	NPT	***H5222-A***
1⅜"	NPT	***H5272*** [1]
1½"	NST	***H5232NST***
2"	NPT	***H5242***
2½"	NPT	***H5252***
3"	NPT	***H5262***

[1] 1⅜" stem has 1½" thread

Permanent Female Couplings

Size	Thread	*Brass* Part #
¾"	NPSH	***H5191-BU***
1"	NST	***H5211NST***
1¼"	NPSH	***H5221-A-BU***
1⅜"	NPSH	***H5271-BU*** [1]
1½"	NST	***H5231NST*** [2]
2"	NPSH	***H5241-BU***
2½"	NPSH	***H5251*** [3]
3"	NPSH	***H5261*** [3]

[1] 1⅜" stem has 1½" thread
[2] 1½" NST requires special adapter, part # ***H5231NSTADT***
[3] 2½" and 3" parts have female NPSM thread

Permanent Grooved Couplings

Size	*Brass* Part #
1"	***G5212***
1½"	***G5232***
2"	***G5242***
2½"	***G5252***



MURDOCK industrial | Sales@MurdockIndustrial.com www.HoseWarehouse.com | Phone: 330-535-7105 Fax: 330-535-1125 | Skype: MurdockIndustrial

Scovill Style Series

Ferrules

Features:

- Eliminates the need for a large stock of coupling bodies. With a wide range of sizes available, you can build the perfect assembly of a coupling to a corresponding hose size with commercial tolerances, regardless of wall thickness
- for use with Scovill style couplings on page 95

Hose ID	Hose OD From	Hose OD To	*Brass* Part #
¾"	1-4/64"	1-7/64"	***R75AAAS***
	1-8/64"	1-11/64"	***R75AAS***
	1-12/64"	1-14/64"	***R75AS***
	1-15/64"	1-17/64"	***R75BS***
	1-18/64"	1-20/64"	***R75CS***
1⅜"	1-47/64"	1-50/64"	***R1375BS***
	1-51/64"	1-54/64"	***R1375CS***
	1-55/64"	1-58/64"	***R1375DS***
	1-59/64"	1-62/64"	***R1375ES***
1½"	2-25/64"	2-28/64"	***R15GS*** [1]
2"	2-27/64"	2-30/64"	***R2AAS***
	2-31/64"	2-34/64"	***R2AS***
	2-35/64"	2-38/64"	***R2BS***
	2-39/64"	2-42/64"	***R2CS***
	2-43/64"	2-46/64"	***R2DS***
	2-47/64"	2-50/64"	***R2ES***
	2-51/64"	2-54/64"	***R2FS***
2½"	2-62/64"	3-1/64"	***R25AS***
	3-2/64"	3-6/64"	***R25BS***
	3-7/64"	3-11/64"	***R25CS***
	3-12/64"	3-16/64"	***R25DS***
	3-17/64"	3-21/64"	***R25ES***
	3-22/64"	3-26/64"	***R25FS***
3"	3-30/64"	3-34/64"	***R3AAAS***
	3-35/64"	3-39/64"	***R3AAS***
	3-40/64"	3-45/64"	***R3AS***
	3-46/64"	3-50/64"	***R3BS***
	3-51/64"	3-54/64"	***R3CS***

[1] will be replaced by API ferrules

MURDOCK industrial | Sales@MurdockIndustrial.com www.HoseWarehouse.com | Phone: 330-535-7105 Fax: 330-535-1125 | Skype: MurdockIndustrial

API Certified Permanently Attached Petroleum Male Couplings

Male Couplings

Feature:

- Tested and compliant with API 1529 6th edition. Coupling procedures, ferrule recommendations and API test data are available upon request, please contact Dixon® at engineering@dixonvalve.com.

Size	Thread Type	*Brass* Part #
1"	NPT	***H5212-A***
1¼"	NPT	***H5222-A***
1½"	NPT	***H5232-A***
2"	NPT	***H5242L-A***
2½"	NPT	***H5252L-A***
3"	NPT	***H5262L-A***
4"	NPT	***H5282L-A***

Female Couplings

Size	Thread Type	*Brass* Part #
1"	NPSH	***H5211-A-BU***
1¼"	NPSH	***H5221-A-BU***
1½"	NPSH	***H5231-A-BU***
2"	NPSH	***H5241L-A-BU***
2½"	NPSM	***H5251L-A-BU***
3"	NPSM	***H5261L-A-BU***
4"	NPSM	***H5281L-A-BU***

MURDOCK industrial | Sales@MurdockIndustrial.com www.HoseWarehouse.com | Phone: 330-535-7105 Fax: 330-535-1125 | Skype: MurdockIndustrial

API Certified Series Ferrules

brass

304 stainless steel

aluminum

Hose ID	Hose OD From	Hose OD To	*Brass* Part #	*304 Stainless Steel* Part #
1"	1-24/64"	1-26/64"	***R1AAAS-A***	---
	1-27/64"	1-29/64"	***R1AAS-A***	---
	1-30/64"	1-32/64"	***R1AS-A***	---
	1-33/64"	1-35/64"	***R1BS-A***	---
	1-36/64"	1-38/64"	***R1CS-A***	---
	1-39/64"	1-41/64"	***R1DS-A***	---
	1-42/64"	1-44/64"	***R1ES-A***	---
1¼"	1-39/64"	1-42/64"	***R125AAS-A***	---
	1-43/64"	1-46/64"	***R125AS-A***	---
	1-47/64"	1-50/64"	**R125BS-A**	---
	1-51/64"	1-54/64"	***R125CS-A***	---
	1-55/64"	1-58/64"	***R125DS-A***	---
	1-59/64"	1-62/64"	***R125ES-A***	---
1½"	1-54/64"	1-57/64"	***R15AAAS-A***	---
	1-58/64"	1-62/64"	***R15AAS-A***	---
	1-63/64"	2-2/64"	***R15AS-A***	---
	2-3/64"	2-6/64"	***R15BS-A***	---
	2-7/64"	2-11/64"	***R15CS-A***	---
	2-12/64"	2-14/64"	***R15DS-A***	---
	2-15/64"	2-19/64"	***R15ES-A***	---
	2-20/64"	2-24/64"	***R15FS-A***	---
2"	2-31/64"	2-34/64"	---	***R2ASS-A***
	2-35/64"	2-38/64"	---	***R2BSS-A***
	2-39/64"	2-42/64"	---	***R2CSS-A***
	2-43/64"	2-46/64"	---	***R2DSS-A***
	2-47/64"	2-50/64"	---	***R2ESS-A***
2½"	2-62/64"	3-1/64"	---	***R25ASS-A***
	3-2/64"	3-6/64"	---	***R25BSS-A***
	3-7/64"	3-11/64"	---	***R25CSS-A***
	3-12/64"	3-16/64"	---	***R25DSS-A***
	3-17/64"	3-21/64"	---	***R25ESS-A***
3"	3-35/64"	3-39/64"	---	***R3AASS-A***
	3-40/64"	3-45/64"	---	***R3ASS-A***
	3-46/64"	3-50/64"	---	***R3BSS-A***
	3-51/64"	3-54/64"	---	***R3CSS-A***
	3-55/64"	3-59/64"	---	***R3DSS-A***
4"	4-46/64"	4-48/64"	---	***R4ESS-A***
	4-49/64"	4-51/64"	---	***R4FSS-A***
	4-52/64"	4-54/64"	---	***R4GSS-A***
	4-55/64"	4-57/64"	---	***R4HSS-A***
	4-58/64"	4-59/64"	---	***R4KSS-A***
	4-60/64"	4-62/64"	---	***R4LSS-A***
	4-63/64"	5"	---	***R4MSS-A***

- for use with API couplings on page 97

MURDOCK industrial | Sales@MurdockIndustrial.com www.HoseWarehouse.com | Phone: 330-535-7105 Fax: 330-535-1125 | Skype: MurdockIndustrial

Female Replacement Washers

Feature:
- for use with female internally expanded permanent couplings on page 97

Size	*Buna* Part #
¾"	***H5071-BU***
1"	***H5072-BU***
1¼"	***H5073-BU***
1½"	***H5074-BU***
2"	***H5075-BU***
2½"	***H5076-BU***
3"	***H5077-BU***
4"	***H5078-BU***

HB Coupling Expander Machine

Features:
- hand operated, pull-through type expander
- for use in a fixed location for small production runs or as a portable repair type expander
- attaches sizes ¾" through 2" of the Scovil style and all sizes of the curb pump fittings
- expander tooling sold separately

Part #
2500HB0000

Permanent Pump Hose Couplings

Application:
- economical and trouble-free couplings for gas pump hose

Features:
- serrations on the stem embed in the hose eliminating wicking and leakage
- shell extends beyond the stem preventing cutting of interior walls; tapered ends of stem and shell protect hose when flexed
- provide tamper-proof static connection which cannot be broken without completely damaging coupling and hose
- internal expansion of stem to nominal ID of hose provides full flow
- broad, firm grip of coupling extends hose life by making it possible for hose to withstand more flexings
- Hand and electrically operated installation equipment is available; consult Dixon® for pricing and availability.
- UL listed
- *Reattach static wire if required.*



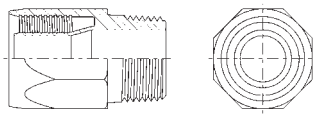

Size	Male NPT	Hose OD	*Chrome Plated Brass* Part #
¾"	¾"	1-13/64"	***H5753***
¾"	¾"	1-7/32"	***H5754***
¾"	¾"	1-17/64"	***H5755*** [1]
1"	1"	1-25/64"	***H5771***
1"	1"	1-29/64"	***H5772***
1"	1"	1-1/2"	***H5773***
1"	1"	1-9/16"	***H5774***

[1] thrust plate required, part # ***25000HTL15***

MURDOCK industrial | Sales@MurdockIndustrial.com www.HoseWarehouse.com | Phone: 330-535-7105 Fax: 330-535-1125 | Skype: MurdockIndustrial

Dubl-Grip® Re-attachable Couplings for Curb Pump Hose

Features:

- two-piece construction
- streamlined design prevents damage to hose and fits well on new pump equipment
- wide, flat surfaces of body threads protect inside of hose from breaking
- tapered surface of sleeve and body cradle hose preventing one-point strain from flexing
- Hose is gripped on its full circumference in two places, ensuring a rigid leakproof connection.
- re-attachable: worn portion of hose can be removed and Dubl-Grip® can be reapplied
- easy assembly:
  - Hose is held in position by sleeve as body is threaded home.
  - Only a wrench is required to assemble the Dubl-Grip®.
- Underwriters Listed approved
- *Reattach static wire if required.*

Swivel

Hose ID	Male NPT	Hose OD	*Chrome Plated Brass* Part #
¾"	¾"	1⅛"	***H603***
¾"	¾"	1-13/64"	***H604***
¾"	¾"	1¼"	***H605***
1"	1"	1⅜"	***H609*** [1]
1"	1"	1-7/16"	***H610*** [1]
1"	1"	1-1/2"	***H611*** [1]

Non-Swivel

Hose ID	Male NPT	Hose OD	*Chrome Plated Brass* Part #
⅝"	¾"	1"	***850212***
⅝"	¾"	1-1/32"	***850213***
¾"	¾"	1⅛"	***850451***
¾"	¾"	1-13/64"	***850455***
¾"	¾"	1¼"	***850453***
1"	1"	1⅜"	***850841*** [1]
1"	1"	1-7/16"	***850801*** [1]
1"	1"	1½"	***850811*** [1]

[1] octagonal shape

MURDOCK industrial | Sales@MurdockIndustrial.com www.HoseWarehouse.com | Phone: 330-535-7105 Fax: 330-535-1125 | Skype: MurdockIndustrial

CIP Internal Expansion (IX) Sanitary Style Hose Couplings

Application:
- used in the food, dairy and beverage industries

Features:
- Clean-In-Place (CIP) compliant
- Flow Chief internal expansion (IX) fittings are only to be used with Flow Chief stainless steel ferrules.

Sanitary Style Clamp End Stems

Features:
- 3A compliant when assembled by 3A authorized hose shop
- special plug is required to expand CIP compliant fittings
- special adapter plate is required to expand 1½" CIP compliant fittings
- see pages 580 to 583 for sanitary style gaskets
- see pages 564 to 566for sanitary style clamps

Size	*304 Stainless Steel* Part #
1½"	***IXSE24-3A***
2"	***IXSE32-3A***
3"	***IXSE48-3A***

Special Expansion Plugs for CIP Compliant IX Fitting

Hose Size	*304 Stainless Steel* Part #
1½"	***IXFDPLG137***
2"	***IXFDPLG187***
3"	***IXFDPLG287***

CIP Internal Expansion (IX) Sanitary Style Tube Weld End Stem

Feature:
- special plug is required to expand CIP compliant fittings

Size	*304 Stainless Steel* Part #
2"	***IXPE32-3A***

Internal Expansion (IX) Sanitary Style

Clamp End Stems

Features:
- clamp end x hose shank
- Flow Chief internal expansion (IX) fittings are only to be used with Flow Chief stainless steel ferrules.
- see pages 578 - 583 for sanitary style gaskets
- see pages 564 - 566 for sanitary style clamps



Size	*304 Stainless Steel* Part #
1½"	***IXSE24***
2"	***IXSE32***
2½"	***IXSE40***
3"	***IXSE48***
4"	***IXSE64***

MURDOCK industrial | Sales@MurdockIndustrial.com www.HoseWarehouse.com | Phone: 330-535-7105 Fax: 330-535-1125 | Skype: MurdockIndustrial

Hose Coupling Systems

Internal Expansion (IX) Sanitary Style

Male NPT Stems

Feature:
- Flow Chief internal expansion (IX) fittings are only to be used with Flow Chief stainless steel ferrules.

Size	*304 Stainless Steel* Part #
1½"	***IXMS24***
2"	***IXMS32***
2½"	***IXMS40***
3"	***IXMS48***
4"	***IXMS64***

Internal Expansion (IX) Sanitary Style Bevel Seat Hose Couplings

Features:
- Flow Chief internal expansion (IX) fittings are only to be used with Flow Chief stainless steel ferrules.
- see page 593 for bevel seat gaskets

Bevel Seat Stems



Feature:
- only use with the IXAN nuts shown below

Size	*304 Stainless Steel* Part #
1½"	***IXFS24***
2"	***IXFS32***
2"	***IXFS32-3A*** [1]
2½"	***IXFS40***
3"	***IXFS48***
4"	***IXFS64***

[1] must use plug part # IXFDPLG187

Bevel Seat Threaded Hex Nuts

series 13H *(modified)*

Size	*304 Stainless Steel* Part #
1½"	***IXAN24***
2"	***IXAN32***
2½"	***IXAN40***
3"	***IXAN48***
4"	***IXAN64***

MURDOCK industrial | Sales@MurdockIndustrial.com www.HoseWarehouse.com | Phone: 330-535-7105 Fax: 330-535-1125 | Skype: MurdockIndustrial

Internal Expansion Sanitary Style Flow Chief Ferrules

Feature:
- ferrule ID's are designed in increments of 1/16"

Hose ID	Hose OD From	Hose OD To	*304 Stainless Steel* Part #
1½" [1]	1-56/64"	1-59/64"	***24PFX1.937***
	1-60/64"	1-63/64"	***24PFX2.000***
	2"	2-3/64"	***24PFX2.062***
	2-4/64"	2-7/64"	***24PFX2.125***
	2-8/64"	2-11/64"	***24PFX2.187***
	2-12/64"	2-15/64"	***24PFX2.250***
	2-16/64"	2-19/64"	***24PFX2.312*** [2]
2" [1]	2-28/64"	2-31/64"	***32PFX2.500***
	2-32/64"	2-35/64"	***32PFX2.562***
	2-36/64"	2-39/64"	***32PFX2.625***
	2-40/64"	2-43/64"	***32PFX2.687***
	2-44/64"	2-47/64"	***32PFX2.750***
	2-48/64"	2-51/64"	***32PFX2.812***
	2-52/64"	2-55/64"	***32PFX2.875***
	2-56/64"	2-59/64"	***32PFX2.937***
2½"	3"	3-3/64"	***40PFX3.062***
	3-4/64"	3-7/64"	***40PFX3.125***
	3-8/64"	3-11/64"	***40PFX3.187***
	3-12/64"	3-15/64"	***40PFX3.250***
	3-16/64"	3-19/64"	***40PFX3.312***
	3-20/64"	3-23/64"	***40PFX3.375***
	3-28/64"	3-31/64"	***40PFX3.500***
3"	3-32/64"	3-35/64"	***48PFX3.562***
	3-36/64"	3-39/64"	***48PFX3.625***
	3-40/64"	3-43/64"	***48PFX3.687***
	3-44/64"	3-47/64"	***48PFX3.750***
	3-48/64"	3-51/64"	***48PFX3.812***
	3-52/64"	3-55/64"	***48PFX3.875***
	3-56/64"	3-59/64"	***48PFX3.937***
	3-60/64"	3-63/64"	***48PFX4.000***
	4"	4-3/64"	***48PFX4.062***
	4-4/64"	4-7/64"	***48PFX4.125***
4"	4-36/64"	4-39/64"	***64PFX4.625***
	4-40/64"	4-43/64"	***64PFX4.687***
	4-44/64"	4-47/64"	***64PFX4.750***
	4-48/64"	4-51/64"	***64PFX4.812***
	4-52/64"	4-55/64"	***64PFX4.875***
	4-56/64"	4-59/64"	***64PFX4.937***

[1] 1½" and 2" ferrules do not have serrations on the ID
[2] consult Dixon® at engineering@dixonvalve.com for working pressure
- for use with IX stems on pages 101 and 102

MURDOCK industrial | Sales@MurdockIndustrial.com www.HoseWarehouse.com | Phone: 330-535-7105 Fax: 330-535-1125 | Skype: MurdockIndustrial

Dixon Sanitary King Crimp™ Stem

Clamp End x Hose Shank

Features:

- to be used with King Crimp™ sleeves and / or ferrules see pages 111-114
- wetted surfaces meet governmental and independent regulatory standards only

Tri-Clover Stems

Size	*316 Stainless Steel* Part #
1"	***CSSR100CS***
1½"	***CSSR150CS***
2"	***CSSR200CS***
3"	***CSSR300CS***
4"	***CSSR400CS***

NEW



Female I-line

Size	*316 Stainless Steel* Part #
1"	***CILR100CS***
1½"	***CILR150CS***
2"	***CILR200CS***
3"	***CILR300CS***
4"	***CILR400CS***

MURDOCK industrial | Sales@MurdockIndustrial.com www.HoseWarehouse.com | Phone: 330-535-7105 Fax: 330-535-1125 | Skype: MurdockIndustrial

Dixon Sanitary Style Crimp Stems

Clamp End x Hose Shank

Features:
- sanitary style end
- Dixon® sanitary crimp stems are only to be used with Dixon® sanitary stainless steel crimp ferrules on page 106
- reference dixonvalve.com for crimp recommendations

Size	*316 Stainless Steel* Part #
1"	***CSSR100-3A***
1½"	***CSSR150-3A***
2"	***CSSR200-3A***
2½"	***CSSR250***
3"	***CSSR300-3A***
4"	***CSSR400***

Female I-Line End x Hose Shank

- to be used with Sanitary ferrules on page 106

Size	*316 Stainless Steel* Part #
1½"	***CILR150***
2"	***CILR200***
3"	***CILR300***
4"	***CILR400***

Bevel Seat End x Hose Shank

- to be used with Sanitary ferrules on page 106

Size	Nut Used	*316 Stainless Steel* Part #
1"	13H-G100	***CBSR100***
1½"	IXAN24	***CBSR150***
2"	IXAN32	***CBSR200***
3"	IXAN300	***CBSR300***
4"	IXAN64	***CBSR400***

Tube Weld End x Hose Shank

- to be used with Sanitary ferrules on page 106

Size	*316 Stainless Steel* Part #
1½"	***CTER150***
2"	***CTER200***
3"	***CTER300***
4"	***CTER400***

MURDOCK industrial | Sales@MurdockIndustrial.com www.HoseWarehouse.com | Phone: 330-535-7105 Fax: 330-535-1125 | Skype: MurdockIndustrial

Dixon® Sanitary Style

Crimp Ferrules

Features:

- AISI 304 stainless steel
- ferrules have a surface finish of 63 or better

Size	Hose OD From	Hose OD To	*304 Stainless Steel* Part #
1"	1-26/64"	1-28/64"	***F16G-1453***
	1-29/64"	1-31/64"	***F16G-1500***
	1-32/64"	1-34/64"	***F16G-1547***
	1-35/64"	1-37/64"	***F16G-1594***
	1-38/64"	1-40/64"	***F16G-1641***
1½"	1-58/64"	1-61/64"	***F24G-1969***
	1-62/64"	2-1/64"	***F24G-2031***
	2-2/64"	2-5/64"	***F24G-2094***
	2-6/64"	2-9/64"	***F24G-2156***
	2-10/64"	2-13/64"	***F24G-2219***
	2-14/64"	2-17/64"	***F24G-2281***
	2-18/64"	2-21/64"	***F24G-2344***
2"	2-30/64"	2-33/64"	***F32G-2531***
	2-34/64"	2-37/64"	***F32G-2594***
	2-38/64"	2-41/64"	***F32G-2656***
	2-42/64"	2-45/64"	***F32G-2719***
	2-52/64"	2-55/64"	***F32G-2875***
	2-56/64"	2-59/64"	***F32G-2938***
2½"	3"	3-3/64"	***F40G-3063***
	3-4/64"	3-7/64"	***F40G-3125***
	3-8/64"	3-11/64"	***F40G-3188***
	3-12/64"	3-15/64"	***F40G-3250***
	3-16/64"	3-19/64"	***F40G-3313***
	3-20/64"	3-23/64"	***F40G-3375***
3"	3-36/64"	3-39/64"	***F48G-3625***
	3-40/64"	3-43/64"	***F48G-3688***
	3-44/64"	3-47/64"	***F48G-3750***
	3-48/64"	3-51/64"	***F48G-3813***
	3-52/64"	3-55/64"	***F48G-3875***
	3-56/64"	3-59/64"	***F48G-3938***
	3-61/64"	4"	***F48G-4016***
4"	4-40/64"	4-43/64"	***F64G-4688***
	4-44/64"	4-47/64"	***F64G-4750***
	4-48/64"	4-51/64"	***F64G-4813***
	4-52/64"	4-55/64"	***F64G-4875***
	4-56/64"	4-59/64"	***F64G-4938***
	5-5/64"	5-8/64"	***F64G-5141***

Holedall™ **DIN External**

Crimp Female Stems

Size	DIN	*316 Stainless Steel* Part #
1½"	40	***HA0240***
2"	50	***HA0241***
2½"	65	***HA0242***
3"	80	***HA0243***

Male Stems

Size	DIN	*316 Stainless Steel* Part #
1½"	40	***HA0235***
2"	50	***HA0236***
2½"	65	***HA0237***
3"	80	***HA0238***

- please visit dixonvalve.com for crimp recommendations

MURDOCK industrial | Sales@MurdockIndustrial.com www.HoseWarehouse.com | Phone: 330-535-7105 Fax: 330-535-1125 | Skype: MurdockIndustrial

Crimp Working Pressure Chart

Size	Temperature	Fitting	Clamp	Working Pressure PSIG
1"	**Ambient**	STC10CS	sleeve	**400**
	160°F (71°C)	STC10CS	sleeve	**270**
	180°F (82°C)	STC10CS	sleeve	**250**
	250°F (121°C)	STC10CS	sleeve	**200**
	Ambient	STC10CS	ferrule	**400**
	160°F (71°C)	STC10CS	ferrule	**270**
	180°F (82°C)	STC10CS	ferrule	**250**
	250°F (121°C)	STC10CS	ferrule	**200**
	Ambient	100-C/E	sleeve	**250**
	160°F (71°C)	100-C/E	sleeve	**242**
	180°F (82°C)	100-C/E	sleeve	**240**
	250°F (121°C)	100-C/E	sleeve	**200**
	Ambient	100-C/E	ferrule	**250**
	160°F (71°C)	100-C/E	ferrule	**242**
	180°F (82°C)	100-C/E	ferrule	**240**
	250°F (121°C)	100-C/E	ferrule	**200**
1½"	**Ambient**	STC20CS	sleeve	**300**
	160°F (71°C)	STC20CS	sleeve	**225**
	180°F (82°C)	STC20CS	sleeve	**200**
	250°F (121°C)	STC20CS	sleeve	**100**
	Ambient	STC20CS	ferrule	**350**
	160°F (71°C)	STC20CS	ferrule	**225**
	180°F (82°C)	STC20CS	ferrule	**200**
	250°F (121°C)	STC20CS	ferrule	**150**
	Ambient	150-C/E	sleeve	**250**
	160°F (71°C)	150-C/E	sleeve	**200**
	180°F (82°C)	150-C/E	sleeve	**100**
	250°F (121°C)	150-C/E	sleeve	**75**
	Ambient	150-C/E	ferrule	**250**
	160°F (71°C)	150-C/E	ferrule	**200**
	180°F (82°C)	150-C/E	ferrule	**150**
	250°F (121°C)	150-C/E	ferrule	**100**
2"	**Ambient**	STC25CS	sleeve	**250**
	160°F (71°C)	STC25CS	sleeve	**150**
	180°F (82°C)	STC25CS	sleeve	**125**
	250°F (121°C)	STC25CS	sleeve	**80**
	Ambient	STC25CS	ferrule	**300**
	160°F (71°C)	STC25CS	ferrule	**239**
	180°F (82°C)	STC25CS	ferrule	**225**
	250°F (121°C)	STC25CS	ferrule	**100**
	Ambient	200-C/E	sleeve	**250**
	160°F (71°C)	200-C/E	sleeve	**100**
	180°F (82°C)	200-C/E	sleeve	**50**
	250°F (121°C)	200-C/E	sleeve	**50**
	Ambient	200-C/E	ferrule	**250**
	160°F (71°C)	200-C/E	ferrule	**100**
	180°F (82°C)	200-C/E	ferrule	**100**
	250°F (121°C)	200-C/E	ferrule	**100**

Size	Temperature	Fitting	Clamp	Working Pressure PSIG
3"	**Ambient**	STC35CS	sleeve	**200**
	160°F (71°C)	STC35CS	sleeve	**140**
	180°F (82°C)	STC35CS	sleeve	**100**
	250°F (121°C)	STC35CS	sleeve	**75**
	Ambient	STC35CS	ferrule	**300**
	160°F (71°C)	STC35CS	ferrule	**218**
	180°F (82°C)	STC35CS	ferrule	**200**
	250°F (121°C)	STC35CS	ferrule	**100**
	Ambient	300-C/E	sleeve	**125**
	160°F (71°C)	300-C/E	sleeve	**100**
	180°F (82°C)	300-C/E	sleeve	**60**
	250°F (121°C)	300-C/E	sleeve	**55**
	Ambient	300-C/E	ferrule	**150**
	160°F (71°C)	300-C/E	ferrule	**125**
	180°F (82°C)	300-C/E	ferrule	**100**
	250°F (121°C)	300-C/E	ferrule	**75**
4"	**Ambient**	STC40CS	sleeve	**175**
	160°F (71°C)	STC40CS	sleeve	**100**
	180°F (82°C)	STC40CS	sleeve	**100**
	250°F (121°C)	STC40CS	sleeve	**50**
	Ambient	STC40CS	ferrule	**300**
	160°F (71°C)	STC40CS	ferrule	**218**
	180°F (82°C)	STC40CS	ferrule	**200**
	250°F (121°C)	STC40CS	ferrule	**100**
	Ambient	400-C/E	sleeve	**110**
	160°F (71°C)	400-C/E	sleeve	**75**
	180°F (82°C)	400-C/E	sleeve	**60**
	250°F (121°C)	400-C/E	sleeve	**50**
	Ambient	400-C/E	ferrule	**150**
	160°F (71°C)	400-C/E	ferrule	**75**
	180°F (82°C)	400-C/E	ferrule	**75**
	250°F (121°C)	400-C/E	ferrule	**75**
6"	**Ambient**	STC60CS	sleeve	**75**
	160°F (71°C)	STC60CS	sleeve	**---**
	180°F (82°C)	STC60CS	sleeve	**---**
	250°F (121°C)	STC60CS	sleeve	**---**
	Ambient	STC60CS	ferrule	**230**
	160°F (71°C)	STC60CS	ferrule	**---**
	180°F (82°C)	STC60CS	ferrule	**---**
	250°F (121°C)	STC60CS	ferrule	**---**
	Ambient	600-C/E	sleeve	**75**
	160°F (71°C)	600-C/E	sleeve	**---**
	180°F (82°C)	600-C/E	sleeve	**---**
	250°F (121°C)	600-C/E	sleeve	**---**
	Ambient	600-C/E	ferrule	**75**
	160°F (71°C)	600-C/E	ferrule	**---**
	180°F (82°C)	600-C/E	ferrule	**---**
	250°F (121°C)	600-C/E	ferrule	**---**

MURDOCK industrial | Sales@MurdockIndustrial.com www.HoseWarehouse.com | Phone: 330-535-7105 Fax: 330-535-1125 | Skype: MurdockIndustrial

Dixon® Cam & Groove Type C Coupler x Hose Shank


356T6 aluminum


brass

316 stainless steel

unplated ductile iron

Features:
- finger rings are not supplied on 1" Dixon® couplings
- couplers are supplied standard with a Buna-N gasket, other gasket types are available on pages 167 - 170
- ½" Dixon® coupler has only one cam arm
- use Dixon® replacement handles only

Hose ID	*356T6 Aluminum* Part #	*Brass* Part #	*316 Stainless Steel* Part #	*Unplated Ductile Iron* Part #
1"	***100-C-AL***	***100-C-BR***	***100-C-SS***	---
1½"	***150-C-AL***	***150-C-BR***	***150-C-SS***	***150-C-MI***
2"	***200-C-AL***	***200-C-BR***	***200-C-SS***	***200-C-MI***
3"	***300-C-AL***	***300-C-BR***	***300-C-SS***	***300-C-MI*** [1]
4"	***400-C-AL***	***400-C-BR***	***400-C-SS***	***400-C-MI*** [1]
6"	***600-C-AL***	***600-C-BR***	***600-C-SS***	***600-C-MI*** [1]

[1] ductile iron

Only use the crimp style shanks with the crimp style sleeves and ferrules.
Due to differences in dimensions and tolerances for safety reasons, do not interchange other manufacturer's products with Dixon® products.

EZ Boss-Lock™ Cam & Groove Type C Coupler x Hose Shank

Feature:
- couplers are supplied standard with a Buna-N gasket, other gasket types are available on pages 167 - 170

Size	*316 Stainless Steel* Part #
1"	***RC100EZCR***
1¼"	***RC125EZCR***
1½"	***RC150EZCR***
2"	***RC200EZCR***
3"	***RC300EZCR***
4"	***RC400EZCR***
6"	***RC600EZCR***

Under no circumstances should the EZ Boss-Lock™ cam arms be used on any fitting not specifically designed for their use. See page 122 for further specifications.

MURDOCK industrial | Sales@MurdockIndustrial.com www.HoseWarehouse.com | Phone: 330-535-7105 Fax: 330-535-1125 | Skype: MurdockIndustrial

Dixon® Type E Adapters

male adapter x hose shank

356T6 aluminum



brass

316 stainless steel

unplated ductile iron

Pressure rating is based on the seal of the mating part. See ratings on page 124

Hose ID	*356T6 Aluminum* Part #	*Brass* Part #	*316 Stainless Steel* Part #	*Unplated Ductile Iron* Part #
1"	***100-E-AL***	***100-E-BR***	***100-E-SS***	---
1½"	***150-E-AL***	***150-E-BR***	***150-E-SS***	---
2"	***200-E-AL***	***200-E-BR***	***200-E-SS***	---
3"	***300-E-AL***	***300-E-BR***	***300-E-SS***	***300-E-MI***
4"	***400-E-AL***	***400-E-BR***	***400-E-SS***	***400-E-MI***
6"	***600-E-AL***	***600-E-BR***	***600-E-SS***	***600-E-MI***

Global **Crimp Style Cam & Groove Type C Coupler x Hose Shank**

A380 permanent mold aluminum

C38000 forged brass

316 investment cast stainless

Features:

- all couplers are supplied with safety clips
- cuplers are supplied standard with a Buna-N gasket, other gasket types are available on pages 167 - 170
- use Global replacement handles only

Only use the crimp style shanks with the crimp style sleeves and ferrules.
Due to differences in dimensions and tolerances for safety reasons, do not interchange other manufacturer's products with Dixon® products.

Hose ID	*A380 Permanent Mold Aluminum* Part #	*C38000 Forged Brass* Part #	*316 Investment Cast Stainless* Part #
1"	***G100-C-ALCR***	***G100-C-BRCR***	***G100-C-SSCR***
1½"	***G150-C-ALCR***	***G150-C-BRCR***	***G150-C-SSCR***
2"	***G200-C-ALCR***	***G200-C-BRCR***	***G200-C-SSCR***
3"	***G300-C-ALCR***	***G300-C-BRCR***	***G300-C-SSCR***
4"	***G400-C-ALCR***	***G400-C-BRCR***	***G400-C-SSCR***
6"	***G600-C-ALCR***	---	***G600-C-SSCR***

MURDOCK industrial | Sales@MurdockIndustrial.com www.HoseWarehouse.com | Phone: 330-535-7105 Fax: 330-535-1125 | Skype: MurdockIndustrial

Global Crimp Style Cam & Groove Type E Adapter x Hose Shank

A380 permanent mold aluminum

C38000 forged brass



316 investment cast stainless

Only use the crimp style shanks with the crimp style sleeves and ferrules.
Due to differences in dimensions and tolerances for safety reasons, do not interchange other manufacturer's products with Dixon® products. Pressure rating is based on the seal of the mating part. See ratings on page 124.

Hose ID	*A380 Permanent Mold Aluminum* Part #	*C38000 Forged Brass* Part #	*316 Investment Cast Stainless Steel* Part #
1"	***G100-E-ALCR***	***G100-E-BRCR***	***G100-E-SSCR***
1½"	***G150-E-ALCR***	***G150-E-BRCR***	***G150-E-SSCR***
2"	***G200-E-ALCR***	***G200-E-BRCR***	***G200-E-SSCR***
3"	***G300-E-ALCR***	***G300-E-BRCR***	***G300-E-SSCR***
4"	***G400-E-ALCR***	***G400-E-BRCR***	***G400-E-SSCR***
6"	***G600-E-ALCR***	---	***G600-E-SSCR***

Boss™ Ground Joint Stems

Only use the crimp style shanks with the crimp style sleeves and ferrules.
Due to differences in dimensions and tolerances for safety reasons, do not interchange other manufacturer's products with Dixon® products. Pressure rating is based on the seal of the mating part. See ratings on page 124.

Hose Shank x NPT	*Plated Steel and / or Iron* Part #	Opt Qty
2"	***GB26***	10
3"	***GB36***	5

- GB26 and GB36 has a machined shank to accept a Boss™ clamp, King Crimp™ sleeve or a ferrule

The King Crimp™ sleeve and ferrule are not intended for steam service.

MURDOCK industrial | Sales@MurdockIndustrial.com www.HoseWarehouse.com | Phone: 330-535-7105 Fax: 330-535-1125 | Skype: MurdockIndustrial

King Crimp™ Style Sleeves

- **Only use the crimp style shanks with the crimp style sleeves and ferrules.** Due to differences in dimensions and tolerances for safety reasons, do not interchange other manufacturer's products with Dixon® products.
- for liquid service only
- not intended for steam service

Hose ID	Hose OD From	Hose OD To	Work. Pressure (PSI) cam & groove [1]	Work. Pressure (PSI) King Crimp nipple [2]	Sleeve ID	Sleeve Wall Thick.	Sleeve Overall Length	*Carbon Steel* Part #	*304 Stainless Steel* Part #	*Aluminum* Part #
1"	1-13/64"	1-16/64"	*	*	1.313"	.062"	2½"	***CS100-1CS***	***CS100-1SS***	---
	1-17/64"	1-20/64"	*	*	1.375"	.062"	2½"	***CS100-2CS***	***CS100-2SS***	***CS100-2AL***
	1-21/64"	1-24/64"	*	*	1.438"	.062"	2½"	***CS100-3CS***	***CS100-3SS***	---
	1-25/64"	1-28/64"	*	*	1.500"	.062"	2½"	***CS100-4CS***	***CS100-4SS***	***CS100-4AL***
	1-29/64"	1-32/64"	*	*	1.563"	.062"	2½"	***CS100-5CS***	***CS100-5SS***	---
	1-33/64"	1-36/64"	*	*	1.625"	.062"	2½"	***CS100-6CS***	***CS100-6SS***	***CS100-6AL***
	1-37/64"	1-40/64"	*	*	1.688"	.062"	2½"	***CS100-7CS***	***CS100-7SS***	---
	1-41-64"	1-44/64"	*	*	1.750"	.062"	2½"	***CS100-8CS***	***CS100-8SS***	---
	1-45/64"	1-48/64"	*	*	1.813"	.062"	2½"	***CS100-9CS***	***CS100-9SS***	---
	1-49/64"	1-52/64"	*	*	1.875"	.062"	2½"	***CS100-10CS***	***CS100-10SS***	---
1¼"	1-41/64"	1-44/64"	250	300	1.750"	.060"	2-5/8"	***CS125-3CS***	***CS125-3SS***	---
	1-45/64"	1-48/64"	250	300	1.813"	.060"	2-5/8"	***CS125-4CS***	***CS125-4SS***	---
	1-49/64"	1-52/64"	250	300	1.875"	.060"	2-5/8"	***CS125-5CS***	***CS125-5SS***	---
	1-53/64"	1-56/64"	250	300	1.938"	.060"	2-5/8"	***CS125-6CS***	***CS125-6SS***	---
1½"	1-41/64"	1-44/64"	250	300	1.750"	.062"	2½"	***CS150-1CS***	***CS150-1SS***	---
	1-45/64"	1-48/64"	250	300	1.813"	.062"	2½"	***CS150-2CS***	***CS150-2SS***	---
	1-49/64"	1-52/64"	250	300	1.875"	.062"	2½"	***CS150-3CS***	***CS150-3SS***	***CS150-3AL***
	1-53/64"	1-56/64"	250	300	1.938"	.062"	2½"	***CS150-4CS***	***CS150-4SS***	---
	1-57/64"	1-60/64"	250	300	2.000"	.062"	2½"	***CS150-5CS***	***CS150-5SS***	---
	1-61/64"	2"	250	300	2.063"	.062"	2½"	***CS150-6CS***	***CS150-6SS***	---
	2-1/64"	2-4/64"	250	300	2.125"	.062"	2½"	***CS150-7CS***	***CS150-7SS***	***CS150-7AL***
	2-5/64"	2-8/64"	250	300	2.188"	.062"	2½"	***CS150-8CS***	***CS150-8SS***	---
	2-9/64"	2-12/64"	250	300	2.250"	.062"	2½"	***CS150-9CS***	***CS150-9SS***	---
	2-13/64"	2-16/64"	250	300	2.313"	.062"	2½"	***CS150-10CS***	***CS150-10SS***	---
	2-17/64"	2-20/64"	250	300	2.375"	.062"	2½"	***CS150-11CS***	***CS150-11SS***	---
	2-21/64"	2-24/64"	250	300	2.438"	.062"	2½"	***CS150-12CS***	***CS150-12SS***	---
2"	2-13/64"	2-16/64"	250	250	2.313"	.062"	2-7/8"	***CS200-1CS***	***CS200-1SS***	---
	2-17/64"	2-20/64"	250	250	2.375"	.062"	2-7/8"	***CS200-2CS***	***CS200-2SS***	---
	2-21/64"	2-24/64"	250	250	2.438"	.062"	2-7/8"	***CS200-3CS***	***CS200-3SS***	---
	2-25/64"	2-28/64"	250	250	2.500"	.062"	2-7/8"	***CS200-4CS***	***CS200-4SS***	***CS200-4AL***
	2-29/64"	2-32/64"	250	250	2.563"	.062"	2-7/8"	***CS200-5CS***	***CS200-5SS*** NEW	***CS200-5AL***
	2-33/64"	2-36/64"	250	250	2.625"	.062"	2-7/8"	***CS200-6CS***	***CS200-6SS***	---
	2-37/64"	2-40/64"	250	250	2.688"	.062"	2-7/8"	***CS200-7CS***	***CS200-7SS***	---
	2-41/64"	2-44/64"	250	250	2.750"	.062"	2-7/8"	***CS200-8CS***	***CS200-8SS***	---
	2-45/64"	2-48/64"	250	250	2.813"	.062"	2-7/8"	***CS200-9CS***	***CS200-9SS***	---
	2-49/64"	2-52/64"	250	250	2.875"	.062"	2-7/8"	***CS200-10CS***	***CS200-10SS***	***CS200-10AL***
	2-53/64"	2-56/64"	250	250	2.938"	.062"	2-7/8"	***CS200-11CS***	***CS200-11SS***	***CS200-11AL***
	2-57/64"	2-60/64"	250	250	3.000"	.062"	2-7/8"	***CS200-12CS***	***CS200-12SS*** NEW	***CS200-12AL***

* consult Dixon® at engineering@dixonvalve.com for pressure rating
[1] based on using crimp cam & groove shanks
[2] based on using King™ crimp nipples

MURDOCK industrial | Sales@MurdockIndustrial.com www.HoseWarehouse.com | Phone: 330-535-7105 Fax: 330-535-1125 | Skype: MurdockIndustrial

King Crimp™ Style Sleeves

- **Only use the crimp style shanks with the crimp style sleeves and ferrules.** Due to differences in dimensions and tolerances for safety reasons, do not interchange other manufacturer's products with Dixon® products.
- for liquid service only
- not intended for steam service

Hose ID	Hose OD From	Hose OD To	Work. Pressure (PSI) cam & groove [1]	Work. Pressure (PSI) King Crimp nipple [2]	Sleeve ID	Sleeve Wall Thick.	Sleeve Overall Length	*Carbon Steel* Part #	*304 Stainless Steel* Part #	*Aluminum* Part #
3"	3-13/64"	3-16/64"	125	200	3.313"	.090"	3¾"	***CS300-1CS***	***CS300-1SS***	---
	3-17/64"	3-20/64"	125	200	3.375"	.090"	3¾"	***CS300-2CS***	***CS300-2SS***	---
	3-21/64"	3-24/64"	125	200	3.438"	.090"	3¾"	***CS300-3CS***	***CS300-3SS***	---
	3-25/64"	3-28/64"	125	200	3.500"	.090"	3¾"	***CS300-4CS***	***CS300-4SS***	---
	3-29/64"	3-32/64"	125	200	3.563"	.090"	3¾"	***CS300-5CS***	***CS300-5SS***	***CS300-5AL***
	3-33/64"	3-36/64"	125	200	3.625"	.090"	3¾"	***CS300-6CS***	***CS300-6SS***	---
	3-37/64"	3-40/64"	125	200	3.688"	.090"	3¾"	***CS300-7CS***	***CS300-7SS***	---
	3-41/64"	3-44/64"	125	200	3.750"	.090"	3¾"	***CS300-8CS***	***CS300-8SS***	***CS300-8AL***
	3-45/64"	3-48/64"	125	200	3.813"	.090"	3¾"	***CS300-9CS***	***CS300-9SS***	---
	3-49/64"	3-52/64"	125	200	3.875"	.090"	3¾"	***CS300-10CS***	***CS300-10SS*** NEW	***CS300-10AL***
	3-53/64"	3-56/64"	125	200	3.938"	.090"	3¾"	***CS300-11CS***	***CS300-11SS***	---
	3-57/64"	3-60/64"	125	200	4.000"	.090"	3¾"	***CS300-12CS***	***CS300-12SS***	***CS300-12AL***
	3-61/64"	4"	125	200	4.063"	.090"	3¾"	***CS300-13CS***	***CS300-13SS***	---
	4-1/64"	4-4/64"	125	200	4.125"	.090"	3¾"	***CS300-14CS***	***CS300-14SS***	---
	4-5/64"	4-8/64"	125	200	4.188"	.090"	3¾"	***CS300-15CS***	***CS300-15SS***	---
	4-9/64"	4-12/64"	125	200	4.250"	.090"	3¾"	***CS300-16CS***	***CS300-16SS***	---
4"	4-13/64"	4-16/64"	110	175	4.313"	.090"	3¾"	***CS400-1CS***	***CS400-1SS***	---
	4-17/64"	4-20/64"	110	175	4.375"	.090"	3¾"	***CS400-2CS***	***CS400-2SS***	---
	4-21/64"	4-24/64"	110	175	4.438"	.090"	3¾"	***CS400-3CS***	***CS400-3SS***	---
	4-25/64"	4-28/64"	110	175	4.500"	.090"	3¾"	***CS400-4CS***	***CS400-4SS***	---
	4-29/64"	4-32/64"	110	175	4.563"	.090"	3¾"	***CS400-5CS***	***CS400-5SS***	---
	4-33/64"	4-36/64"	110	175	4.625"	.090"	3¾"	***CS400-6CS***	***CS400-6SS***	---
	4-37/64"	4-40/64"	110	175	4.688"	.090"	3¾"	***CS400-7CS***	***CS400-7SS***	---
	4-41/64"	4-44/64"	110	175	4.750"	.090"	3¾"	***CS400-8CS***	***CS400-8SS***	---
	4-45/64"	4-48/64"	110	175	4.813"	.090"	3¾"	***CS400-9CS***	***CS400-9SS***	---
	4-49/64"	4-52/64"	110	175	4.875"	.090"	3¾"	***CS400-10CS***	***CS400-10SS***	***CS400-10AL***
	4-53/64"	4-56/64"	110	175	4.938"	.090"	3¾"	***CS400-11CS***	***CS400-11SS*** NEW	***CS400-11AL***
	4-57/64"	4-60/64"	110	175	5.000"	.090"	3¾"	***CS400-12CS***	***CS400-12SS***	***CS400-12AL***
	4-61/64"	5"	110	175	5.063"	.090"	3¾"	***CS400-13CS***	***CS400-13SS***	---
	5-1/64"	5-4/64"	110	175	5.125"	.090"	3¾"	***CS400-14CS***	***CS400-14SS***	---
	5-5/64"	5-8/64"	110	175	5.188"	.090"	3¾"	***CS400-15CS***	***CS400-15SS***	---
	5-9/64"	5-12/64"	110	175	5.250"	.090"	3¾"	***CS400-16CS***	***CS400-16SS***	---
6"	6-21/64"	6-28/64"	*	*	6.500"	.120"	5½"	***CS600-1CS***	***CS600-1SS***	---
	6-29/64"	6-36/64"	*	*	6.625"	.120"	5½"	***CS600-2CS***	***CS600-2SS***	---
	6-37/64"	6-44/64"	*	*	6.750"	.120"	5½"	***CS600-3CS***	***CS600-3SS***	---
	6-45/64"	6-52/64"	*	*	6.875"	.120"	5½"	***CS600-4CS***	***CS600-4SS***	---
	6-53/64"	6-60/64"	*	*	7.000"	.120"	5½"	***CS600-5CS***	***CS600-5SS***	---
	6-61/64"	7-4/64"	*	*	7.125"	.120"	5½"	***CS600-6CS***	***CS600-6SS***	---
	7-5/64"	7-12/64"	*	*	7.250"	.120"	5½"	***CS600-7CS***	***CS600-7SS***	---
	7-13/64"	7-20/64"	*	*	7.375"	.120"	5½"	***CS600-8CS***	***CS600-8SS***	---
	7-21/64"	7-28/64"	*	*	7.500"	.120"	5½"	***CS600-9CS***	***CS600-9SS***	---

* consult Dixon® at engineering@dixonvalve.com for pressure rating
[1] based on using crimp cam & groove shanks
[2] based on using King™ crimp nipples

MURDOCK industrial | Sales@MurdockIndustrial.com www.HoseWarehouse.com | Phone: 330-535-7105 Fax: 330-535-1125 | Skype: MurdockIndustrial

King Crimp™ Style Ferrules

Only use the crimp style shanks with the crimp style sleeves and ferrules. Due to differences in dimensions and tolerances for safety reasons, do not interchange other manufacturer's products with Dixon® products.

Hose ID	Hose OD From	Hose OD To	Work. Pressure (PSI) cam & groove [1]	Work. Pressure (PSI) King Crimp nipple [2]	Ferrule ID	Ferrule Wall Thickness	Ferrule Overall Length	*Carbon Steel* Part #	*304 Stainless Steel* Part #
1"	1-13/64"	1-16/64"	*	*	1.313"	.062"	2-13/16"	***CF100-1CS***	***CF100-1SS***
	1-17/64"	1-20/64"	*	*	1.375"	.062"	2-13/16"	***CF100-2CS***	***CF100-2SS***
	1-21/64"	1-24/64"	*	*	1.438"	.062"	2-13/16"	***CF100-3CS***	***CF100-3SS***
	1-25/64"	1-28/64"	*	*	1.500"	.062"	2-13/16"	***CF100-4CS***	***CF100-4SS***
	1-29/64"	1-32/64"	*	*	1.563"	.062"	2-13/16"	***CF100-5CS***	***CF100-5SS***
	1-33/64"	1-36/64"	*	*	1.625"	.062"	2-13/16"	***CF100-6CS***	***CF100-6SS***
	1-37/64"	1-40/64"	*	*	1.688"	.062"	2-13/16"	***CF100-7CS***	***CF100-7SS***
	1-41/64"	1-44/64"	*	*	1.750"	.062"	2-13/16"	***CF100-8CS***	***CF100-8SS***
	1-45/64"	1-48/64"	*	*	1.813"	.062"	2-13/16"	***CF100-9CS***	***CF100-9SS***
	1-49/64"	1-52/64"	*	*	1.875"	.062"	2-13/16"	***CF100-10CS***	***CF100-10SS***
1¼"	1-41/64"	1-44/64"	250	350	1.750"	.060"	2-13/16"	***CF125-3CS***	***CF125-3SS***
	1-45/64"	1-48/64"	250	350	1.813"	.060"	2-13/16"	***CF125-4CS***	***CF125-4SS***
	1-49/64"	1-52/64"	250	350	1.875"	.060"	2-13/16"	***CF125-5CS***	***CF125-5SS***
	1-53/64"	1-56/64"	250	350	1.938"	.060"	2-13/16"	***CF125-6CS***	***CF125-6SS***
1½"	1-41/64"	1-44/64"	250	350	1.750"	.062"	2-13/16"	***CF150-1CS***	***CF150-1SS***
	1-45/64"	1-48/64"	250	350	1.813"	.062"	2-13/16"	***CF150-2CS***	***CF150-2SS***
	1-49/64"	1-52/64"	250	350	1.875"	.062"	2-13/16"	***CF150-3CS***	***CF150-3SS***
	1-53/64"	1-56/64"	250	350	1.938"	.062"	2-13/16"	***CF150-4CS***	***CF150-4SS***
	1-57/64"	1-60/64"	250	350	2.000"	.062"	2-13/16"	***CF150-5CS***	***CF150-5SS***
	1-61/64"	2"	250	350	2.063"	.062"	2-13/16"	***CF150-6CS***	***CF150-6SS***
	2-1/64"	2-4/64"	250	350	2.125"	.062"	2-13/16"	***CF150-7CS***	***CF150-7SS***
	2-5/64"	2-8/64"	250	350	2.188"	.062"	2-13/16"	***CF150-8CS***	***CF150-8SS***
	2-9/64"	2-12/64"	250	350	2.250"	.062"	2-13/16"	***CF150-9CS***	***CF150-9SS***
	2-13/64"	2-16/64"	250	350	2.313"	.062"	2-13/16"	***CF150-10CS***	***CF150-10SS***
	2-17/64"	2-20/64"	250	350	2.375"	.062"	2-13/16"	***CF150-11CS***	***CF150-11SS***
	2-21/64"	2-24/64"	250	350	2.438"	.062"	2-13/16"	***CF150-12CS***	***CF150-12SS***
2"	2-13/64"	2-16/64"	250	300	2.313"	.062"	3-1/8"	***CF200-1CS***	***CF200-1SS***
	2-17/64"	2-20/64"	250	300	2.375"	.062"	3-1/8"	***CF200-2CS***	***CF200-2SS***
	2-21/64"	2-24/64"	250	300	2.438"	.062"	3-1/8"	***CF200-3CS***	***CF200-3SS***
	2-25/64"	2-28/64"	250	300	2.500"	.062"	3-1/8"	***CF200-4CS***	***CF200-4SS***
	2-29/64"	2-32/64"	250	300	2.563"	.062"	3-1/8"	***CF200-5CS***	***CF200-5SS***
	2-33/64"	2-36/64"	250	300	2.625"	.062"	3-1/8"	***CF200-6CS***	***CF200-6SS***
	2-37/64"	2-40/64"	250	300	2.688"	.062"	3-1/8"	***CF200-7CS***	***CF200-7SS***
	2-41/64"	2-44/64"	250	300	2.750"	.062"	3-1/8"	***CF200-8CS***	***CF200-8SS***
	2-45/64"	2-48/64"	250	300	2.813"	.062"	3-1/8"	***CF200-9CS***	***CF200-9SS***
	2-49/64"	2-52/64"	250	300	2.875"	.062"	3-1/8"	***CF200-10CS***	***CF200-10SS***
	2-53/64"	2-56/64"	250	300	2.938"	.062"	3-1/8"	***CF200-11CS***	***CF200-11SS***
	2-57/64"	2-60/64"	250	300	3.000"	.062"	3-1/8"	***CF200-12CS***	***CF200-12SS***

* consult Dixon® at engineering@dixonvalve.com for pressure rating
[1] based on using crimp cam & groove shanks
[2] based on using King™ crimp nipples

MURDOCK industrial | Sales@MurdockIndustrial.com www.HoseWarehouse.com | Phone: 330-535-7105 Fax: 330-535-1125 | Skype: MurdockIndustrial

King Crimp™ Style Ferrules

Only use the crimp style shanks with the crimp style sleeves and ferrules. Due to differences in dimensions and tolerances for safety reasons, do not interchange other manufacturer's products with Dixon® products.

Hose ID	Hose OD From	Hose OD To	Work. Pressure (PSI) cam & groove [1]	Work. Pressure (PSI) King Crimp nipple [2]	Ferrule ID	Ferrule Wall Thickness	Ferrule Overall Length	*Carbon Steel* Part #	*304 Stainless Steel* Part #
3"	3-13/64"	3-16/64"	150	300	3.313"	.090"	4"	***CF300-1CS***	***CF300-1SS***
	3-17/64"	3-20/64"	150	300	3.375"	.090"	4"	***CF300-2CS***	***CF300-2SS***
	3-21/64"	3-24/64"	150	300	3.438"	.090"	4"	***CF300-3CS***	***CF300-3SS***
	3-25/64"	3-28/64"	150	300	3.500"	.090"	4"	***CF300-4CS***	***CF300-4SS***
	3-29/64"	3-32/64"	150	300	3.563"	.090"	4"	***CF300-5CS***	***CF300-5SS***
	3-33/64"	3-36/64"	150	300	3.625"	.090"	4"	***CF300-6CS***	***CF300-6SS***
	3-37/64"	3-40/64"	150	300	3.688"	.090"	4"	***CF300-7CS***	***CF300-7SS***
	3-41/64"	3-44/64"	150	300	3.750"	.090"	4"	***CF300-8CS***	***CF300-8SS***
	3-45/64"	3-48/64"	150	300	3.813"	.090"	4"	***CF300-9CS***	***CF300-9SS***
	3-49/64"	3-52/64"	150	300	3.875"	.090"	4"	***CF300-10CS***	***CF300-10SS***
	3-53/64"	3-56/64"	150	300	3.938"	.090"	4"	***CF300-11CS***	***CF300-11SS***
	3-57/64"	3-60/64"	150	300	4.000"	.090"	4"	***CF300-12CS***	***CF300-12SS***
	3-61/64"	4"	150	300	4.063"	.090"	4"	***CF300-13CS***	***CF300-13SS***
	4-1/64"	4-4/64"	150	300	4.125"	.090"	4"	***CF300-14CS***	***CF300-14SS***
	4-5/64"	4-8/64"	150	300	4.188"	.090"	4"	***CF300-15CS***	***CF300-15SS***
	4-9/64"	4-12/64"	150	300	4.250"	.090"	4"	***CF300-16CS***	***CF300-16SS***
4"	4-13/64"	4-16/64"	150	300	4.313"	.090"	4"	***CF400-1CS***	***CF400-1SS***
	4-17/64"	4-20/64"	150	300	4.375"	.090"	4"	***CF400-2CS***	***CF400-2SS***
	4-21/64"	4-24/64"	150	300	4.438"	.090"	4"	***CF400-3CS***	***CF400-3SS***
	4-25/64"	4-28/64"	150	300	4.500"	.090"	4"	***CF400-4CS***	***CF400-4SS***
	4-29/64"	4-32/64"	150	300	4.563"	.090"	4"	***CF400-5CS***	***CF400-5SS***
	4-33/64"	4-36/64"	150	300	4.625"	.090"	4"	***CF400-6CS***	***CF400-6SS***
	4-37/64"	4-40/64"	150	300	4.688"	.090"	4"	***CF400-7CS***	***CF400-7SS***
	4-41/64"	4-44/64"	150	300	4.750"	.090"	4"	***CF400-8CS***	***CF400-8SS***
	4-45/64"	4-48/64"	150	300	4.813"	.090"	4"	***CF400-9CS***	***CF400-9SS***
	4-49/64"	4-52/64"	150	300	4.875"	.090"	4"	***CF400-10CS***	***CF400-10SS***
	4-53/64"	4-56/64"	150	300	4.938"	.090"	4"	***CF400-11CS***	***CF400-11SS***
	4-57/64"	4-60/64"	150	300	5.000"	.090"	4"	***CF400-12CS***	***CF400-12SS***
	4-61/64"	5"	150	300	5.063"	.090"	4"	***CF400-13CS***	***CF400-13SS***
	5-1/64"	5-4/64"	150	300	5.125"	.090"	4"	***CF400-14CS***	***CF400-14SS***
	5-5/64"	5-8/64"	150	300	5.188"	.090"	4"	***CF400-15CS***	***CF400-15SS***
	5-9/64"	5-12/64"	150	300	5.250"	.090"	4"	***CF400-16CS***	***CF400-16SS***
6"	6-21/64"	6-28/64"	*	*	6.500"	.120"	5-7/8"	***CF600-1CS***	***CF600-1SS***
	6-29/64"	6-36/64"	*	*	6.625"	.120"	5-7/8"	***CF600-2CS***	***CF600-2SS***
	6-37/64"	6-44/64"	*	*	6.750"	.120"	5-7/8"	***CF600-3CS***	***CF600-3SS***
	6-45/64"	6-52/64"	*	*	6.875"	.120"	5-7/8"	***CF600-4CS***	***CF600-4SS***
	6-53/64"	6-60/64"	*	*	7.000"	.120"	5-7/8"	***CF600-5CS***	***CF600-5SS***
	6-61/64"	7-4/64"	*	*	7.125"	.120"	5-7/8"	***CF600-6CS***	***CF600-6SS***
	7-5/64"	7-12/64"	*	*	7.250"	.120"	5-7/8"	***CF600-7CS***	***CF600-7SS***
	7-13/64"	7-20/64"	*	*	7.375"	.120"	5-7/8"	***CF600-8CS***	***CF600-8SS***
	7-21/64"	7-28/64"	*	*	7.500"	.120"	5-7/8"	***CF600-9CS***	***CF600-9SS***

* consult Dixon® at engineering@dixonvalve.com for pressure rating
[1] based on using crimp cam & groove shanks
[2] based on using King™ crimp nipples

MURDOCK industrial | Sales@MurdockIndustrial.com www.HoseWarehouse.com | Phone: 330-535-7105 Fax: 330-535-1125 | Skype: MurdockIndustrial

King Crimp™ Style Combination Nipples

Threaded End

Feature:

- There are two grooves on the crimp style King™ Combination nipples. The second groove is the roll stamp groove which has the part number and 'call Dixon®' stamped on it. This groove is a smooth concentric groove so that the stamp is legible.

Hose ID	*Schedule 80 Plated Carbon Steel* Part #	*316 Stainless Steel* Part #
1"	***STC10CS***	***RST10CS***
1¼"	***STC15CS***	***RST15CS***
1½"	***STC20CS***	***RST20CS***
2"	***STC25CS***	***RST25CS***
3"	***STC35CS***	***RST35CS***
4"	***STC40CS***	***RST40CS***
6"	***STC60CS***	***RST60CS***

- for 8" options see page 117

Grooved End

Feature:

- There are two grooves on the crimp style King™ Combination nipples. The second groove is the roll stamp groove which has the part number and 'call Dixon®' stamped on it. This groove is a smooth concentric groove so that the stamp is legible.

Hose ID	*Schedule 80 Plated Carbon Steel* Part #	*316 Stainless Steel* Part #
1"	***STV10CS***	***RSTV10CS***
1½"	***STV20CS***	***RSTV20CS***
2"	***STV25CS***	***RSTV25CS***
3"	***STV35CS***	***RSTV35CS***
4"	***STV40CS***	***RSTV40CS***
6"	***STV60CS***	***RSTV60CS***

Beveled End

Feature:

- There are two grooves on the crimp style King™ Combination nipples. The second groove is the roll stamp groove which has the part number and 'call Dixon®' stamped on it. This groove is a smooth concentric groove so that the stamp is legible.

Hose ID	*Schedule 80 Carbon Steel* Part #	*316 Stainless Steel* Part #
1"	***STB10CS***	***RSTB10CS***
1½"	***STB20CS***	***RSTB20CS***
2"	***STB25CS***	***RSTB25CS***
3"	***STB35CS***	***RSTB35CS***
4"	***STB40CS***	***RSTB40CS***
6"	***STB60CS***	***RSTB60CS***

- For additional information on pipe dimensions please reference dixonvalve.com.

FJIC

Hose ID	Ambient Working Pressures		*Carbon Steel* Part #
	Sleeve	Ferrule	
1"	400	400	***SFJCT10CS***
1½"	300	350	***SFJCT20CS***
2"	250	300	***SFJCT25CS***

Only use the crimp style shanks with the crimp style sleeves and ferrules.
Due to differences in dimensions and tolerances for safety reasons, do not interchange other manufacturer's products with Dixon® products.

MURDOCK industrial | Sales@MurdockIndustrial.com www.HoseWarehouse.com | Phone: 330-535-7105 Fax: 330-535-1125 | Skype: MurdockIndustrial

King Crimp™ Style

150# ASA Fixed (Welded) Flanges

Only use the crimp style shanks with the crimp style sleeves and ferrules. Due to differences in dimensions and tolerances for safety reasons, do not interchange other manufacturer's products with Dixon® products.

Features:

- There are two grooves on the crimp style King™ Combination nipples. The second groove is the roll stamp groove which has the part number and 'call Dixon®' stamped on it. This groove is a smooth concentric groove so that the stamp is legible.

Size	*Steel* Part #	*316 Stainless Steel* Part #
1½"	***FST20CS***	***RFST20CS***
2"	***FST25CS***	***RFST25CS***
3"	***FST35CS***	***RFST35CS***
4"	***FST40CS***	***RFST40CS***
6"	***FST60CS***	***RFST60CS***

- For flange dimensions, diagrams and additional information please reference dixonvalve.com.
- For additional information on pipe dimensions please reference dixonvalve.com.

Combination Nipple x TTMA Flanges

carbon steel

aluminum

Feature:

- to be used with King Crimp™ sleeves and/or ferrules

Size	Flange Thickness	*Carbon Steel* Part #	*Aluminum* Part #
3"	¼"	***TTFST35CS***	---
3"	⅜"	***TTFST35CS-THK***	---
4"	5/16"	***TTFST40CS***	***ATTFST40CS***
4"	⅜"	***TTFST40CS-THK***	---

- For flange dimensions, diagrams and additional information please reference dixonvalve.com.
- For additional information on pipe dimensions please reference dixonvalve.com.

Nipples for Floating Flanges

Feature:

- to be used with King Crimp™ sleeves and/or ferrules

Size	*Plated Carbon Steel* Part #	*316 Stainless Steel* Part #
2"	***N25CS***	***RN25CS***
3"	***N35CS***	***RN35CS***
4"	***N40CS***	***RN40CS***
6"	***N60CS***	***RN60CS***

- To be used with LJ/LJR floating flanges on page 688.

MURDOCK industrial | Sales@MurdockIndustrial.com www.HoseWarehouse.com | Phone: 330-535-7105 Fax: 330-535-1125 | Skype: MurdockIndustrial

King Crimp™ Style

Short Combination Nipples - Threaded End

- for use with ferrules below

Size	*Schedule 40 Plated Carbon Steel* Part #
8"	***STC80CS***

Short Combination Nipples - Grooved End

Size	*Schedule 40 Plated Carbon Steel* Part #
8"	***STV80CS***

- For additional information on pipe dimensions please reference dixonvalve.com.

Short Ferrules

- consult Dixon® for additional ferrule sizes

Hose ID	Hose OD From	Hose OD To	Ferrule Wall Thickness	Ferrule ID	Ferrule Overall Length	*Carbon Steel* Part #
8"	8-29/64"	8-36/64"	.120"	8.625"	4.25"	***CFS800-1CS***
	8-37/64"	8-44/64"	.120"	8.750"	4.25"	***CFS800-2CS***
	8-45/64"	8-52/64"	.120"	8.875"	4.25"	***CFS800-3CS***
	8-53/64"	8-60/64"	.120"	9.000"	4.25"	***CFS800-4CS***
	8-61/64"	9-4/64"	.120"	9.125"	4.25"	***CFS800-5CS***
	9-5/64"	9-12/64"	.120"	9.250"	4.25"	***CFS800-6CS***
	9-13/64"	9-20/64"	.120"	9.375"	4.25"	***CFS800-7CS***
	9-21/64"	9-28/64"	.120"	9.500"	4.25"	***CFS800-8CS***

Large Sleeves

Hose ID	Sleeve ID	Sleeve Wall Thickness	Sleeve Overall Length	*Carbon Steel* Part #
8"	8.30"	0.120"	8.75"	***S830X875X120CS***
	8.38"	0.120"	6.00"	***S838X600X120CS***
	8.50"	0.120"	6.50"	***S850X650X120CS***
	8.75"	0.120"	6.00"	***S875X600X120CS***
	8.98"	0.120"	8.75"	***S898X875X120CS***
	9.00"	0.090"	4.00"	***S900X400X090CS***
	9.00"	0.120"	4.00"	***S900X400X120CS***
	9.00"	0.120"	6.00"	***S900X600X120CS***
	9.10"	0.120"	4.00"	***S910X400X120CS***
	9.12"	0.120"	6.00"	***S912X600X120CS***
	9.15"	0.120"	6.00"	***S915X600X120CS***
	9.25"	0.120"	4.00"	***S925X400X120CS***
	9.25"	0.120"	6.00"	***S925X600X120CS***
	9.50"	0.120"	4.00"	***S950X400X120CS***
	9.50"	0.120"	6.00"	***S950X600X120CS***
	9.75"	0.120"	6.00"	***S975X600X120CS***
10"	10.25"	0.120"	7.50"	***S1025X750X120CS***
	10.50"	0.120"	7.50"	***S1050X750X120CS***
	11.00"	0.120"	6.00"	***S1100X600X120CS***
	11.75"	0.120"	6.00"	***S1175X600X120CS***

- consult Dixon® for additional sleeve sizes

MURDOCK industrial | Sales@MurdockIndustrial.com www.HoseWarehouse.com | Phone: 330-535-7105 Fax: 330-535-1125 | Skype: MurdockIndustrial

King Crimp™ Style

Combination Nipples - Heavy Duty, Threaded End

Application:
- used in the fast paced transfer of water, chemicals and sand slurry to a hydraulic fracturing site

Features:
- Water and petroleum transfer hoses rated from 100 to 300 PSI WP (4:1 SF) have excellent test results with the standard King Crimp™ ferrules *CF400-xxCS*.
- 400 PSI working pressure at 70°F (21°C) when used with heavy duty crimp ferrules (CF400-6CSHD through CF400-16CSHD)
- used with ferrules below

Size	Description	*Schedule 80 Steel* Part#
4"	male NPT fitting	***STC40CSHD***

Ferrules - Heavy Duty

Only use the crimp style shanks with the crimp style sleeves and ferrules. Due to differences in dimensions and tolerances for safety reasons, do not interchange other manufacturer's products with Dixon® products.

- 400 PSI working pressure with a minimum 4:1 safety factor (*hose burst: hose working pressure*) is only achieved with heavy duty (HD) crimp ferrules, CF400-6CSHD through CF400-16CSHD using heavy duty King Crimp™ stem STC40CSHD.

Hose ID	Hose OD From	Hose OD To	Ferrule Wall Thickness	Ferrule ID	Ferrule Overall Length	*Carbon Steel* Part #
4"	4-33/64"	4-36/64"	0.120"	4.625"	4"	***CF400-6CSHD***
	4-37/64"	4-40/64"	0.120"	4.688"	4"	***CF400-7CSHD***
	4-41/64"	4-44/64"	0.120"	4.750"	4"	***CF400-8CSHD***
	4-45/64"	4-48/64"	0.120"	4.813"	4"	***CF400-9CSHD***
	4-49/64"	4-52/64"	0.120"	4.875"	4"	***CF400-10CSHD***
	4-53/64"	4-56/64"	0.120"	4.938"	4"	***CF400-11CSHD***
	4-57/64"	4-60/64"	0.120"	5.000"	4"	***CF400-12CSHD***
	4-61/64"	5"	0.120"	5.063"	4"	***CF400-13CSHD***
	5-1/64"	5-4/64"	0.120"	5.125"	4"	***CF400-14CSHD***
	5-5/64"	5-8/64"	0.120"	5.188"	4"	***CF400-15CSHD***
	5-9/64"	5-12/64"	0.120"	5.250"	4"	***CF400-16CSHD***

MURDOCK industrial | Sales@MurdockIndustrial.com www.HoseWarehouse.com | Phone: 330-535-7105 Fax: 330-535-1125 | Skype: MurdockIndustrial

Cam & Groove Information ... 121 - 125

EZLink™ Armless ..... 126 to 127
Type B 126
Type C 126
Type D 126
Type DC 127
Replacement parts 127
Safety clip 127
Bottle opener 127

Vent-Lock™ Safety ..... 128 to 130
Type A 128
Type C 128
Type D 129
Type E 129
Type DC, DP and H 129
Accessories 130

Type A Adapters 131
Dixon® / Boss-Lock™ 131
with abrasion resistant inserts 131

Type B Couplers ..... 132 to 133
Dixon® 132
Boss-Lock™ 133
EZ Boss-Lock™ 133

Type C Couplers ..... 134 to 138
Dixon® 134
with abrasion resistant inserts 134
Dixon® notched NOS 135
Boss-Lock™ 135
Boss-Lock™ with collar 136
Boss-Lock™ notched 136
EZ Boss-Lock™ 137
EZ Boss-Lock™ phono finish 137
EZ Boss-Lock™ swaged with ferrule 138
EZ Boss-Lock™ notched 138

Type D Couplers ..... 139 to 141
Dixon® 139
Boss-Lock™ 140
EZ Boss-Lock™ 141

Type E Adapters ..... 142 to 144
Dixon® 142
Dixon® phono finish 142
Dixon® swaged with ferrule 143
Notched ferrules 143
Notched NOS shank 144

Type E Adapters (cont.) ..... 142 to 144
Notched NOS ferrules 144

Type F Adapters 145
Dixon® 145

Dust Caps and Plugs ..... 146 to 149
Type DC 146
Dixon® lockable caps 147
Type H 147, 148
Type DP 149

Hastelloy® ..... 150 to 151
Type A 150
Type E 150
Type F 150
EZ Boss-Lock™ Type B 151
EZ Boss-Lock™ Type C 151
EZ Boss-Lock™ Type D 151

Reducing Couplers and Adapters. 152 to 156
Dixon® with port 152
Dixon® 152
Boss-Lock™ 153
EZ Boss-Lock™ 153
Reducing Dixon® with port 153
Dixon® spool adapters 154
Reducing Type A 155
Reducing Type B 155
Reducing Type C 155
Reducing Type D 156
Reducing Type E 156
Reducing Type F 156

Elbows ..... 157 to 159
45° 157
90° ..... 157 - 159

Flanged 160
Dixon® 160
EZ Boss-Lock™ 160

Weld End ..... 161 to 162
Dixon® couplers 161
EZ Boss-Lock™couplers 162
Adapters 162

Boss-Lock Coupler x Tube 163

In-Line Sight Glasses 163

NSPM and Wye 164

MURDOCK industrial | Sales@MurdockIndustrial.com www.HoseWarehouse.com | Phone: 330-535-7105 Fax: 330-535-1125 | Skype: MurdockIndustrial

Accessories ..... 165 to 173

Handles ..... 165 to 166
Gaskets ..... 167 to 170
Strainers 171
Pull rings 171
Abrasion resistant inserts 172
Clips 171
Jack chain with S-hook 172
Velcro® straps 172
Lanyards 173

Global ..... 174 to 182

Type A 174
Type B 175
Type C 176
Type D 177
Type E 178
Type F 178
Dust caps and plugs 179
Jump size ..... 180 to 181
- Type DA 180
- Type AA 180
- Type DD 180
- Type A 181
- Type C 181
- Type E 181
- TTMA flange 181

Coupler and adapter x ANSI flange 182
Accessories 182

NST Adapters 183

Type A 183
Type B 183
Type D 183
Type F 183

Polypropylene ..... 184 to 188

Type A 184
Type B 184
Type C 185
Type D 185
Type E 186
Type F 186
Dust caps and plugs 187
90° coupler x female NPT 188
90° coupler x hose shank 188
90° adapter x female NPT 188
90° adapter x male NPT 188

MURDOCK industrial | Sales@MurdockIndustrial.com www.HoseWarehouse.com | Phone: 330-535-7105 Fax: 330-535-1125 | Skype: MurdockIndustrial

EZLink™ Armless

Features:
- automatic couplers push-to-connect providing a reliable connection
- coupler tabs cannot be pushed to disconnect when pressurized to 20 PSI or over
- low profile allows easy connection and disconnection in tight applications
- coupler push tabs can be locked with safety pins and/or zip tie
- maximum working pressure with King Crimp™ ferrules: **250 PSI** (2"), **150 PSI** (3" and 4")
- 4" maximum working pressure with crimp sleeves: **110 PSI**
- 4" maximum working pressure with band clamps: **100 PSI**
- gasket temperature range: **5°F** to **180°F (-15°C** to **82°C)**
- lifetime warranty on stainless steel tabs

Vent-Lock™ Safety

Features:
- safety release cam & groove couplings permit the release of static pressure when disconnecting hose assemblies
- venting system protects operator from being sprayed with hazardous or non-hazardous fluids or solids
- rated to **250 PSI**, recommendation based on the use of mating Dixon™ L-style fittings at ambient temperature **70°F (21°C)** with standard Buna-N seal installed, for use at elevated temperature or other unusual operating conditions, consult Dixon™
  - 1", 1½" and 2" sizes have a maximum working pressure of **250 PSI**
  - 3" maximum working pressure **150 PSI** with King Crimp™ ferrules, crimp sleeves and bands at **125 PSI**
- does not interchange with standard cam & groove products use only with Vent-Lock™ L-style fittings

Dixon®

Features:
- precision machined to rigid tolerances
- durable stainless steel cam arm pins will not rust or bind, providing greater strength and safety
- recess holds gasket firmly in place - ensures proper placement
- long shank design allows proper banding, thus eliminating the major cause of hose damage

MURDOCK industrial | Sales@MurdockIndustrial.com www.HoseWarehouse.com | Phone: 330-535-7105 Fax: 330-535-1125 | Skype: MurdockIndustrial

EZ Boss-Lock™

Features:

- no more fumbling with clamps, wire, clips or pins, just close the handles and the locking mechanism is engaged
- extremely easy to open, the release lever is under your thumb when you want to open the fitting, ergonomic
- resistant to accidental disconnection when being dragged; the release lever opens in the direction opposite to the cam arm, so movements that can open the release lever also can close the cam arm
- if the rotating lever is not flush with the handle, it is not properly engaged
- no sliding pins to jam or pop open
- rotating action helps keep the locking device free of debris
- rugged design protects critical parts from impact
- can be supplied with custom shanks, also available with swaged and PF shanks for hard to couple chemical hoses
- assemblies are investment cast stainless steel with plated carbon steel pull rings
- small OD makes it easy to insert into the hose tubes on tank trucks and to use in restricted spaces
- assemblies can be retrofitted onto undamaged stainless steel Boss-Lock™ allowing you to protect your investment in stainless steel Boss-Lock™ couplings while you upgrade
- EZ Boss-Lock™ investment stainless steel cam arms are guaranteed! Should you break one, return it to the nearest warehouse for a free replacement.

Boss-Lock™

Features:

- The cast-in lugs allow safety clips to be attached once the lugs are passed through slots in the special cam lever arms providing a patented safety feature. The clips prevent the coupler from being unlocked until they are removed, providing a *positive locking action*.
- Boss-Lock™ investment stainless steel cam arms are guaranteed! Should you break a Boss-Lock™ investment stainless steel cam arm, return it to the nearest warehouse for a free replacement.
- The pull ring safety clip simplifies the locking action on Boss-Lock™ couplers. No more inserting clips or dangling lanyards, just a twist and it's locked, giving you a low profile positive locking action.

MURDOCK industrial | Sales@MurdockIndustrial.com www.HoseWarehouse.com | Phone: 330-535-7105 Fax: 330-535-1125 | Skype: MurdockIndustrial

King Crimp™ System Cam and Groove

Dixon® Type C
domestic coupler

EZ Boss-Lock™ Type C
domestic coupler

Type C
global coupler

Dixon® Type E
domestic adapter

Type E
global adapter

- for a complete listing of King Crimp™ system products, including cam & groove fittings, please reference pages 107 - 118

Crimp Working Pressure Chart

Size	Temperature	Fitting	Clamp	Dixon® Crimp (PSI)
1"	**Ambient**	100-C/E	sleeve	**250**
	160°F (71°C)	100-C/E	sleeve	**242**
	180°F (82°C)	100-C/E	sleeve	**240**
	250°F (121°C)	100-C/E	sleeve	**200**
	Ambient	100-C/E	ferrule	**250**
	160°F (71°C)	100-C/E	ferrule	**242**
	180°F (82°C)	100-C/E	ferrule	**240**
	250°F (121°C)	100-C/E	ferrule	**200**
1½"	**Ambient**	150-C/E	sleeve	**250**
	160°F (71°C)	150-C/E	sleeve	**200**
	180°F (82°C)	150-C/E	sleeve	**100**
	250°F (121°C)	150-C/E	sleeve	**75**
	Ambient	150-C/E	ferrule	**250**
	160°F (71°C)	150-C/E	ferrule	**200**
	180°F (82°C)	150-C/E	ferrule	**150**
	250°F (121°C)	150-C/E	ferrule	**100**
2"	**Ambient**	200-C/E	sleeve	**250**
	160°F (71°C)	200-C/E	sleeve	**100**
	180°F (82°C)	200-C/E	sleeve	**50**
	250°F (121°C)	200-C/E	sleeve	**50**
	Ambient	200-C/E	ferrule	**250**
	160°F (71°C)	200-C/E	ferrule	**100**
	180°F (82°C)	200-C/E	ferrule	**100**
	250°F (121°C)	200-C/E	ferrule	**100**

Size	Temperature	Fitting	Clamp	Dixon® Crimp (PSI)
3"	**Ambient**	300-C/E	sleeve	**125**
	160°F (71°C)	300-C/E	sleeve	**100**
	180°F (82°C)	300-C/E	sleeve	**60**
	250°F (121°C)	300-C/E	sleeve	**55**
	Ambient	300-C/E	ferrule	**150**
	160°F (71°C)	300-C/E	ferrule	**125**
	180°F (82°C)	300-C/E	ferrule	**100**
	250°F (121°C)	300-C/E	ferrule	**75**
4"	**Ambient**	400-C/E	sleeve	**110**
	160°F (71°C)	400-C/E	sleeve	**75**
	180°F (82°C)	400-C/E	sleeve	**60**
	250°F (121°C)	400-C/E	sleeve	**50**
	Ambient	400-C/E	ferrule	**150**
	160°F (71°C)	400-C/E	ferrule	**75**
	180°F (82°C)	400-C/E	ferrule	**75**
	250°F (121°C)	400-C/E	ferrule	**75**
6"	**Ambient**	600-C/E	sleeve	**75**
	160°F (71°C)	600-C/E	sleeve	*
	180°F (82°C)	600-C/E	sleeve	*
	250°F (121°C)	600-C/E	sleeve	*
	Ambient	600-C/E	ferrule	**75**
	160°F (71°C)	600-C/E	ferrule	*
	180°F (82°C)	600-C/E	ferrule	*
	250°F (121°C)	600-C/E	ferrule	*

* Consult Dixon® for PSI ratings

MURDOCK industrial | Sales@MurdockIndustrial.com www.HoseWarehouse.com | Phone: 330-535-7105 Fax: 330-535-1125 | Skype: MurdockIndustrial

Ordering System

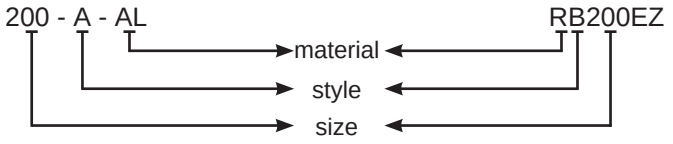

Size represents the coupler or adapter and hose or pipe end (i.e. 200 = 2"). If the coupling is a reducing size, the coupler or adapter is the first size (i.e. 4030-C is 4" coupler to 3" hose shank).

Operation of Cam and Groove

1. To make connection, slide the adapter into the coupler and with normal hand pressure, press the cam levers down.

2. Uncoupling is as quick and simple as coupling. Just lift the cam arms and remove the adapter.

Specifications on Dixon Cam and Groove

Specifications:

- Dixon®, Boss-Lock™ and EZ Boss-Lock™ cam & groove couplers and adapters are produced to interchange with all product produced to Commercial Item Description A-A-59326D.
- No standard exists for the ½", 5" and 8" fittings, and generally these sizes do not interchange with other manufacturers.
- Dust caps and dust plugs are ***not*** to be used in pressure applications for safety and environmental reasons.
- *Designed for use with liquids*, consult Dixon® for specific recommendations.

Pressure Ratings:

Recommendations based on the use of mating Dixon® fittings at ambient temperature **70°F (21°C)** with standard Buna-N seal installed. For use at elevated temperature or other unusual operating conditions, consult Dixon®. Dixon®, Boss-Lock™ and EZ Boss-Lock™ couplers and adapters maximum working pressure are as follows:

Size	½"	¾" thru 2"	2½"	3"	4"	5" and 6"	8"
PSI	**150**	**250**	**150**	**125**	**100**	**75**	**50**
PSI (working pressure with King Crimp™ ferrule system)	**150**	**250**	**150**	**150**	**150**	**75**	**50**

Cam and Groove Nominal Take-Up Lengths

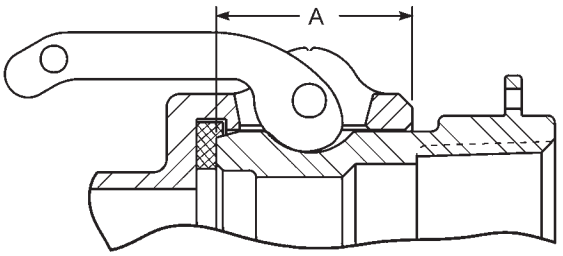

Coupling Size	Dimension A
½"	0.97"
¾"	0.97"
1"	1.20"
1¼"	1.44"
1½"	1.50"
2"	1.81"
2½"	1.82"
3"	1.78"
4"	1.84"
5"	2.00"
6"	2.13"
8"	2.06"
8"	3.22"

MURDOCK industrial | Sales@MurdockIndustrial.com www.HoseWarehouse.com | Phone: 330-535-7105 Fax: 330-535-1125 | Skype: MurdockIndustrial

Cam and Groove Configurations

Configurations are representative of the Dixon® line of cam & groove.

Type A
male adapter x female NPT

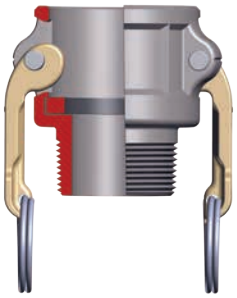

Type B
female coupler x male NPT

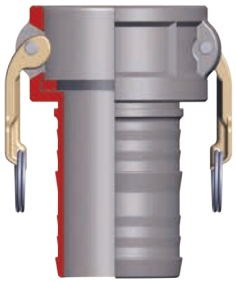

Type C
female coupler x hose shank



Type D
female coupler x female NPT



Type E
male adapter x hose shank

Type F
male adapter x male NPT

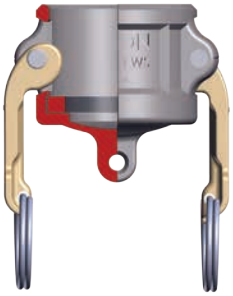

Type DC [1]
dust cap

Type DP [1]
dust plug

[1] Dust caps and dust plugs are not to be used in pressure applications for safety and environmental reasons.

⚠WARNING

Under no circumstances should cam and groove couplings be used for compressed air or steam service!

MURDOCK industrial | Sales@MurdockIndustrial.com www.HoseWarehouse.com | Phone: 330-535-7105 Fax: 330-535-1125 | Skype: MurdockIndustrial

EZLink™ Armless Cam and Groove

Applications:
- transfer and/or unloading of fuels (gasoline or diesel) from tank truck to storage tanks
- transfer of liquids compatible with the available coupling and gasket materials

Materials:
- Couplings and dust caps: A356 aluminum, 316 stainless steel
- Coupler tabs and springs: 316 stainless steel
- Gasket: Buna-N

Features:
- automatic couplers push-to-connect providing a reliable connection
- low profile allows easy connection and disconnection in tight applications
- coupler push tabs can be locked with safety pins and/or zip tie
- compatible with standard cam and groove adapters
- lifetime warranty on stainless steel tabs

Specifications:
- maximum working pressure with King Crimp™ ferrules: **250 PSI** (2"), **150 PSI** (3" and 4")
- maximum working pressure with crimp sleeves: 2" **250 PSI**, 3" **125 PSI**, 4" **110 PSI**
- maximum working pressure with band clamps: 2" **250 PSI**, 3" **125 PSI**, 4" **100 PSI**
- gasket temperature range: **5°F** to **180°F (-15°C** to **82°C)**

Only use EZLink™ gaskets and tabs for this coupling system. Traditional cam & groove handles and gaskets, or other types of seals are not compatible and will fail.

Type B Couplers
coupler x male NPT

Size	*A356 Aluminum* Part #	*316 Stainless Steel* Part #
1½"	***EZL150-B-AL*** NEW	***EZL150-B-SS*** NEW
2"	***EZL200-B-AL***	***EZL200-B-SS***
3"	***EZL300-B-AL***	***EZL300-B-SS*** NEW
4"	***EZL400-B-AL***	---

Type C Couplers - King Crimp™ Hose Shank
coupler x hose shank

Size	*A356 Aluminum* Part #	*316 Stainless Steel* Part #
1½"	***EZL150-C-AL*** NEW	***EZL150-C-SS*** NEW
2"	***EZL200-C-AL***	***EZL200-C-SS***
3"	***EZL300-C-AL***	***EZL300-C-SS*** NEW
4"	***EZL400-C-AL***	---

Type D Couplers
coupler x female NPT

Size	*A356 Aluminum* Part #	*316 Stainless Steel* Part #
1½"	***EZL150-D-AL*** NEW	***EZL150-D-SS*** NEW
2"	***EZL200-D-AL***	***EZL200-D-SS***
3"	***EZL300-D-AL***	***EZL300-D-SS*** NEW
4"	***EZL400-D-AL***	---

MURDOCK industrial | Sales@MurdockIndustrial.com www.HoseWarehouse.com | Phone: 330-535-7105 Fax: 330-535-1125 | Skype: MurdockIndustrial

Type DC Dust Caps

Size	*A356 Aluminum* Part #	*316 Stainless Steel* Part #
1½"	***EZL150-DC-AL*** NEW	***EZL150-DC-SS*** NEW
2"	***EZL200-DC-AL***	***EZL200-DC-SS***
3"	***EZL300-DC-AL***	***EZL300-DC-SS*** NEW
4"	***EZL400-DC-AL***	---

Replacement Kits

- kit contains: 2 pins, 2 springs and 2 tabs

Size	Part #
2"	***EZL200RPLKIT***
3" and 4"	***EZL300RPLKIT***

C

Replacement Gaskets

Size	*Buna-N* Part #	*Fluorosilicone* Part # NEW	*FKM* Part # NEW
1½"	***EZL150-G-BU*** NEW	***EZL150-G-FV***	***EZL150-G-VI***
2"	***EZL200-G-BU***	***EZL200-G-FV***	***EZL200-G-VI***
3"	***EZL300-G-BU***	***EZL300-G-FV***	***EZL300-G-VI***
4"	***EZL400-G-BU***	***EZL400-G-FV***	***EZL400-G-VI***

Safety Clip

Plated Carbon Steel Part #
EZLCL400

- clip is optional

Bottle Opener

Brass Part #
CAMOPENER

MURDOCK industrial | Sales@MurdockIndustrial.com www.HoseWarehouse.com | Phone: 330-535-7105 Fax: 330-535-1125 | Skype: MurdockIndustrial

Vent-Lock™ Safety Cam and Groove Couplings

Application:
- transfer of fluids and solids, with a safer disconnection

Features:
- safety release cam and groove couplings permit the release of static pressure when disconnecting hose assemblies
- venting system protects operator from being sprayed with hazardous or non-hazardous fluids or solids
- rated to **250 PSI**, recommendation based on the use of mating Dixon® L-style fittings at ambient temperature **70°F (21°C)** with standard Buna-N seal installed, for use at elevated temperature or other unusual operating conditions, consult Dixon™
  - 1", 1½" and 2" sizes have a maximum working pressure of **250 PSI**
  - 3" maximum working pressure **150 PSI** with King Crimp™ ferrules, crimp sleeves and bands at **125 PSI**
  - 4" maximum working pressure **150 PSI** with King Crimp™ ferrules, crimp sleeves and bands at **100 PSI**
- does not interchange with standard cam and groove products use only with Dixon® L-style fittings
- safety orange cam arms
- consult Dixon® for availability of other materials

Attachment Options:
- ferrules, sleeves, bands, and other reliable options

Type A Adapters
adapter x female NPT

Size	*316 Stainless Steel* Part #	*Aluminum* Part #
1"	***L100-A-SS***	---
1½"	***L150-A-SS***	---
2"	***L200-A-SS***	---
3"	***L300-A-SS***	---
4"	---	***L400-A-AL***

Type C Couplers
coupler x hose shank

Size	*316 Stainless Steel* Part #
1"	***L100-C-SS***
1½"	***L150-C-SS***
2"	***L200-C-SS***

EZ Boss-Lock™ Type C Couplers
coupler x hose shank

Size	*316 Stainless Steel* Part #	*Aluminum* Part #
1"	***RLC100EZ***	---
1½"	***RLC150EZ***	---
2"	***RLC200EZ*** [1]	---
3"	***RLC300EZ*** [1]	---
	---	***ALC400EZ*** [1]

[1] has drop shank

MURDOCK industrial | Sales@MurdockIndustrial.com www.HoseWarehouse.com | Phone: 330-535-7105 Fax: 330-535-1125 | Skype: MurdockIndustrial

Type D Couplers

coupler x female NPT

Size	*316 Stainless Steel* Part #
1"	***RLD100EZ***
1½"	***RLD150EZ***
2"	***RLD200EZ***

Type E Adapters

adapter x hose shank

Size	*316 Stainless Steel* Part #
1"	***L100-E-SS***
1½"	***L150-E-SS***
2"	***L200-E-SS***
3"	***L300-E-SS***

Type DC Dust Caps

Size	*316 Stainless Steel* Part #
1"	***L100-DC-SS***
1½"	***L150-DC-SS***
2"	***L200-DC-SS***

Type DP Dust Plugs

Size	*316 Stainless Steel* Part #
1"	***L100-DP-SS***
1½"	***L150-DP-SS***
2"	***L200-DP-SS***
3"	***L300-DP-SS***

EZ Boss-Lock™ Type H Dust Caps

Size	*316 Stainless Steel* Part #
1"	***RLH100EZ***
1½"	***RLH150EZ***
2"	***RLH200EZ***
3"	***RLH300EZ***

MURDOCK industrial | Sales@MurdockIndustrial.com www.HoseWarehouse.com | Phone: 330-535-7105 Fax: 330-535-1125 | Skype: MurdockIndustrial

Accessories

Dixon® handle assembly

- use only with Dixon® Vent-Lock™ couplers
- includes handle, ring and pin

Size	*316 Stainless Steel* Part #
1"	***L100-HSCRP-SI***
1½" - 2"	***L200-HSCRP-SI***

EZ Boss-Lock™ handle assembly



- use only with EZ Boss-Lock™ Vent Lock™ couplers
- includes handle, ring and pin

Size	*316 Stainless Steel* Part #
1"	***LRHEZ175***
1½" - 2	***LRHEZ152***
3"	***LRHEZ34***

MURDOCK industrial | Sales@MurdockIndustrial.com www.HoseWarehouse.com | Phone: 330-535-7105 Fax: 330-535-1125 | Skype: MurdockIndustrial

Type A Adapters

adapter x female NPT

Feature:

- Pressure rating is based on the seal of the mating part. See ratings on page 124.

Size	*356T6 Aluminum* Part #	*Aluminum Hard Coat* Part #	*Brass* Part #
½"	***50-A-AL*** [2]	---	***50-A-BR***
¾" x ½"	***7550-A-AL*** [2]	---	***7550-A-BR***
¾"	***75-A-AL*** [2]	---	***75-A-BR***
1"	***100-A-AL*** [2]	---	***100-A-BR***
1¼"	***125-A-AL***	---	***125-A-BR***
1½"	***150-A-AL***	***150-A-ALH***	***150-A-BR***
2"	***200-A-AL***	***200-A-ALH***	***200-A-BR***
2½"	***250-A-AL***	---	***250-A-BR***
3"	***300-A-AL***	***300-A-ALH***	***300-A-BR***
4"	***400-A-AL***	***400-A-ALH***	***400-A-BR***
5"	***500-A-AL***	---	***500-A-BR***
6"	***600-A-AL***	***600-A-ALH***	***600-A-BR***
8" DIX	***800-A-AL*** [1]	---	---
8" BL	***801-A-AL*** [1]	---	---

[1] Dixon® and Boss-Lock™ cam & groove couplings *do not interchange in the 8" size.*

[2] made from 6061-T6 aluminum

356T6 aluminum

aluminum hardcoat

brass

unplated malleable iron

Size	*Unplated Malleable Iron* Part #	*Plated Malleable Iron* Part #	*316 Stainless Steel* Part #
½"	---	---	***50-A-SS***
¾" x ½"	---	---	***7550-A-SS***
¾"	---	***75-A-PM***	***75-A-SS***
1"	---	***100-A-PM***	***100-A-SS***
1¼"	---	---	***125-A-SS***
1½"	***150-A-MI***	***150-A-PM***	***150-A-SS***
2"	***200-A-MI***	***200-A-PM***	***200-A-SS***
2½"	---	---	***250-A-SS***
3"	***300-A-MI***	***300-A-PM***	***300-A-SS***
4"	***400-A-MI***	***400-A-PM***	***400-A-SS***
5"	***500-A-MI***	---	***500-A-SS***
6"	---	***600-A-PM*** [1]	***600-A-SS***

[1] ductile iron

plated malleable iron

316 stainless steel

adapter x female NPT with abrasion resistant inserts

NEW

Feature:

- used in extreme abrasion transfer applications such as sand transfer in hydraulic fracturing

Description	*UHMW Polyethylene Insert* Part #
(400-A-AL) aluminum adapter x female NPT with UHMW insert	***400-A-ALINSERT***
(400-A-BR) brass adapter x female NPT with UHMW insert	***400-A-BRINSERT***
(400-A-MI) malleable iron adapter x female NPT with UHMW insert	***400-A-MIINSERT***
(400-A-SS) stainless steel adapter x female NPT with UHMW insert	***400-A-SSINSERT***

400-A-ALINSERT

Replacement inserts are available on page 172.

MURDOCK industrial | Sales@MurdockIndustrial.com www.HoseWarehouse.com | Phone: 330-535-7105 Fax: 330-535-1125 | Skype: MurdockIndustrial

Dixon® Type B Couplers

coupler x male NPT

356T6 aluminum

aluminum hard coat

brass

unplated malleable iron

316 stainless steel

Features:
- Couplers are supplied standard with a Buna-N gasket. Other gasket types are available on pages 167 - 170.
- ½" Dixon® coupler has only one cam arm.
- Pull rings are not supplied on ½" - 1" Dixon® couplings.

Size	*356T6 Aluminum* Part #	*Aluminum Hard Coat* Part #	*Brass* Part #
½"	***50-B-AL***	---	***50-B-BR***
¾"	***75-B-AL***	---	***75-B-BR***
1"	***100-B-AL***	---	***100-B-BR***
1¼"	***125-B-AL***	---	---
1½"	***150-B-AL***	***150-B-ALH***	***150-B-BR***
2"	***200-B-AL***	***200-B-ALH***	***200-B-BR***
2½"	***250-B-AL***	---	---
3"	***300-B-AL***	***300-B-ALH***	***300-B-BR***
4"	***400-B-AL***	***400-B-ALH***	***400-B-BR***
5"	***500-B-AL***	---	---
6"	***600-B-AL***	***600-B-ALH***	---
8"	***800-B-AL*** [1, 2]	---	---

[1] Dixon® and Boss-Lock™ cam & groove couplings *do not interchange in the 8" size*. The 8" Dixon® design has 4 cam arms.
[2] Parts are produced as a welded fabrication.

Size	*Unplated Malleable Iron* Part #	*316 Stainless Steel* Part #
½"	---	***50-B-SS***
¾"	---	***75-B-SS***
1"	---	***100-B-SS***
1½"	***150-B-MI*** [1]	***150-B-SS***
2"	***200-B-MI***	***200-B-SS***
2½"	---	***250-B-SS***
3"	***300-B-MI*** [1]	***300-B-SS***
4"	***400-B-MI***	***400-B-SS***
6"	---	***600-B-SS***

[1] ductile iron

MURDOCK industrial | Sales@MurdockIndustrial.com www.HoseWarehouse.com | Phone: 330-535-7105 Fax: 330-535-1125 | Skype: MurdockIndustrial

Boss-Lock™ Type B Couplers

coupler x male NPT

Features:

- Couplers are supplied standard with a Buna-N gasket. Other gasket types are available on pages 167 - 170.
- All Boss-Lock™ couplers are supplied with pull-ring safety clips.

Size	*356T6 Aluminum* Part #	*Brass* Part #
¾"	---	***BB075***
1"	***AB100***	***BB100***
1¼"	***AB125***	***BB125***
1½"	***AB150***	***BB150***
2"	***AB200***	***BB200***
2½"	***AB250***	***BB250***
3"	***AB300***	***BB300***
4"	***AB400***	***BB400***
6"	***AB600***	---

Size	*Plated Malleable Iron* Part #	*316 Stainless Steel* Part #
¾" x ½"	---	***RB050BL***
¾"	---	***RB075BL***
1"	***IB100***	***RB100BL***
1¼"	---	***RB125BL***
1½"	---	***RB150BL***
2"	***IB200***	***RB200BL***
3"	---	***RB300BL***
4"	---	***RB400BL***

356T6 aluminum

brass

plated malleable iron

316 stainless steel

EZ Boss-Lock™ Type B Couplers

coupler x male NPT

Feature:

- Couplers are supplied standard with a Buna-N gasket. Other gasket types are available on pages 167 - 170.

Under no circumstances should the EZ Boss-Lock™ cam arms be used on any fitting not specifically designed for their use. See pages 121 - 125 for further specifications.

Size	*356T6 Aluminum* Part #	*Brass* Part #	*316 Stainless Steel* Part #
¾" x ½"	---	---	***RB050EZ***
¾"	---	***BB075EZ***	***RB075EZ***
1"	***AB100EZ***	***BB100EZ***	***RB100EZ***
1¼"	---	***BB125EZ***	***RB125EZ***
1½"	***AB150EZ***	***BB150EZ***	***RB150EZ***
2"	***AB200EZ***	***BB200EZ***	***RB200EZ***
3"	***AB300EZ***	***BB300EZ***	***RB300EZ***
4"	***AB400EZ***	***BB400EZ***	***RB400EZ***
6"	---	---	***RB600EZ***

356T6 aluminum

brass

316 stainless steel

MURDOCK industrial | Sales@MurdockIndustrial.com www.HoseWarehouse.com | Phone: 330-535-7105 Fax: 330-535-1125 | Skype: MurdockIndustrial

Dixon® Type C Couplers

coupler x hose shank

356T6 aluminum

aluminum hard coat

brass

unplated ductile iron

316 stainless steel

Features:
- Couplers are supplied standard with a Buna-N gasket. Other gasket types are available on pages 167 - 170.
- ½" Dixon coupler has only one cam arm.
- Pull rings are not supplied on ½" - 1" Dixon® couplings.

Hose ID	*356T6 Aluminum* Part #	*Aluminum Hard Coat* Part #	*Brass* Part #
½"	***50-C-AL***	---	***50-C-BR***
¾"	***75-C-AL***	---	***75-C-BR***
1"	***100-C-AL***	---	***100-C-BR***
1¼"	***125-C-AL***	---	***125-C-BR***
1½"	***150-C-AL***	***150-C-ALH***	***150-C-BR***
2"	***200-C-AL***	***200-C-ALH***	***200-C-BR***
2½"	***250-C-AL***	---	***250-C-BR***
3"	***300-C-AL***	***300-C-ALH***	***300-C-BR***
4"	***400-C-AL***	***400-C-ALH***	***400-C-BR***
5"	***500-C-AL***	---	---
6"	***600-C-AL***	***600-C-ALH***	***600-C-BR***
8"	***800-C-AL*** [1]	---	---

Hose ID	*Unplated Ductile Iron* Part #	*316 Stainless Steel* Part #
½"	---	***50-C-SS***
¾"	---	***75-C-SS***
1"	---	***100-C-SS***
1¼"	---	***125-C-SS***
1½"	***150-C-MI***	***150-C-SS***
2"	***200-C-MI*** [2]	***200-C-SS***
2½"	---	***250-C-SS***
3"	***300-C-MI*** [2, 3]	***300-C-SS***
4"	***400-C-MI*** [2, 3]	***400-C-SS***
5"	---	***500-C-SS***
6"	***600-C-MI*** [2, 3]	***600-C-SS***

[1] Dixon® and Boss-Lock™ cam & groove couplings *do not interchange in the 8" size*.The 8" Dixon® design has 4 cam arms.
[2] Suitable for use with King Crimp™ sleeves and ferrules, see pages 111 - 114
[3] ductile iron

Only use the crimp style shanks with the crimp style sleeves and ferrules.
Due to differences in dimensions and tolerances for safety reasons, do not interchange other manufacturer's products with Dixon® products.

NEW

400-C-MIINSERT

coupler x hose shank with abrasion resistant inserts

Feature:
- used in extreme abrasion transfer applications such as sand transfer in hydraulic fracturing

Description	*UHMW Polyethylene* Part #
(400-C-AL) aluminum coupler x hose shank with UHMW insert	***400-C-ALINSERT***
(400-A-MI) malleable iron coupler x hose shank with UHMW insert	***400-C-MIINSERT***

Replacement inserts are available on page 172.

MURDOCK industrial | Sales@MurdockIndustrial.com www.HoseWarehouse.com | Phone: 330-535-7105 Fax: 330-535-1125 | Skype: MurdockIndustrial

Dixon® Type C Couplers with Notched NOS Shank

coupler x NOS shank

Features:

- system allows you to better manage your inventories, you can stock one stem and two ferrules, and cover the same hose range with less inventory, y*ou must purchase a fitting and the matching ferrule to create an assembly*
- for hose outside diameters of 2-4/64" and below, *the couplings are crimp only*
- for hose outside diameters of 2-5/64" and above, the couplings can be crimped or swaged
- for use with notched ferrules on page 143
- see page 195 for male NPT notched NOS fittings

Size	*316 Stainless Steel* Part #
1½"	***150CNOSSS*** [1]
2"	***200CNOSSS***
3"	***300CNOSSS***

[1] part will be discontinued as stock is depleted

Only use the NOS shank with the NOS ferrules.
Due to differences in dimensions and tolerances for safety reasons, do not use other manufacturer's stems or ferrules with Dixon® products.

Boss-Lock™ Type C Couplers

coupler x hose shank

Features:

- Couplers are supplied standard with a Buna-N gasket. Other gasket types are available on pages 167 - 170
- All Boss-Lock™ couplers are supplied with pull-ring safety clips.

356T6 aluminum

brass

plated malleable iron

316 stainless steel

Size	*356T6 Aluminum* Part #	*Brass* Part #
¾"	***AC075***	***BC075***
1"	***AC100***	***BC100***
1¼"	***AC125***	***BC125***
1½"	***AC150***	***BC150***
2"	***AC200***	***BC200***
2½"	***AC250***	***BC250***
3"	***AC300***	***BC300***
4"	***AC400***	***BC400***
6"	***AC600***	***BC600***
8"	***AC800*** [1]	---

Size	*Plated Malleable Iron* Part #	*316 Stainless Steel* Part #
¾" x ½"	---	***RC050BL***
¾"	***IC075***	***RC075BL***
1"	***IC100***	***RC100BL***
1¼"	---	***RC125BL***
1½"	***IC150***	***RC150BLNO***
2"	***IC200***	***RC200BLNO***
3"	***IC300***	***RC300BL***
4"	***IC400*** [2]	***RC400BLNO***
6"	***IC600*** [2]	---

[1] Dixon® and Boss-Lock™ cam & groove couplings *do not interchange in the 8" size*.
[2] ductile iron

MURDOCK industrial | Sales@MurdockIndustrial.com www.HoseWarehouse.com | Phone: 330-535-7105 Fax: 330-535-1125 | Skype: MurdockIndustrial

Cam & Groove

EZ Boss-Lock™ Type C Couplers with Collared Hose Shank

coupler x collared hose shank

Features:

- design provides greater resistance to end pull than conventional band clamps and are designed for use with Strap-Grip Saddles
  - saddles are sold in pairs and designed for use with ¾" or ⅝" wide band clamps
  - bands must be purchased separately
- band clamps should first be applied to the OD to seal the hose, then Strap-Grip saddles should be banded over the initial clamp to anchor the fitting in the hose

Size	*316 Stainless Steel* Part #
1"	***RC100CEZ***
1½"	***RC150CEZ***
2"	***RC200CEZ***

C

Boss-Lock™ Type C Couplers with Notched Shank

coupler x hose shank

Features:

- coupling can be removed from a damaged hose by cutting away the ferrule, without necessarily damaging the fitting, *after inspection of the fitting to determine its suitability for reuse*, it can be reinstalled into another hose by using a *new ferrule*
- system allows you to better manage your inventories, you can stock one coupling and two ferrules, and cover the same hose range with less inventory, y*ou must purchase a fitting and the matching ferrule to create an assembly*
- for use with notched ferrules on page 144

Dixon® stems and ferrules are specifically designed to be used together as a coupling system. Due to differences in dimensions and tolerances for safety reasons, do not use other manufacturer's stems or ferrules with Dixon® products.

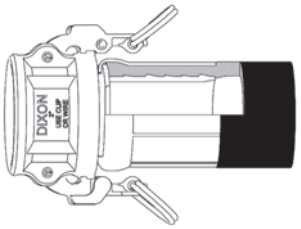

crimped assembly

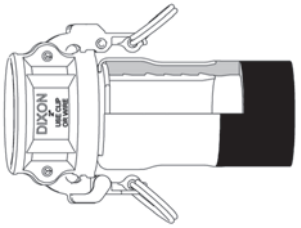

swaged assembly

Size	*316 Stainless Steel* Part #
1½"	***RC150BLNO***
2"	***RC200BLNO***
3"	***RC300BLNO***
4"	***RC400BLNO***

Contact Dixon® for swage and crimp recommendations.

MURDOCK industrial | Sales@MurdockIndustrial.com www.HoseWarehouse.com | Phone: 330-535-7105 Fax: 330-535-1125 | Skype: MurdockIndustrial

EZ Boss-Lock™ Type C Couplers

coupler x hose shank

356T6 aluminum

brass

316 stainless steel

Feature:

- Couplers are supplied standard with a Buna-N gasket. Other gasket types are available on pages 167 - 170

Size	*356T6 Aluminum* Part #	*Brass* Part #	*316 Stainless Steel* Part #
¾" x ½"	---	---	***RC050EZ***
¾"	***AC075EZ***	***BC075EZ***	***RC075EZ***
1"	***AC100EZ***	***BC100EZ***	***RC100EZCR***
1¼"	---	***BC125EZ***	***RC125EZCR***
1½"	***AC150EZ***	***BC150EZ***	***RC150EZNO***
2"	***AC200EZ***	***BC200EZ***	***RC200EZNO***
2½"	***AC250EZ***	---	---
3"	***AC300EZ***	***BC300EZ***	***RC300EZCR***
4"	***AC400EZ***	***BC400EZ***	***RC400EZCR***
6"	***AC600EZ***	---	***RC600EZCR***
8"	***AC800EZ*** [1]	---	---

[1] Dixon® and Boss-Lock™ cam & groove couplings *do not interchange in the 8" size. Under no circumstances should the EZ Boss-Lock™ cam arms be used on any fitting not specifically designed for their use.*
See pages 121 - 125 for further specifications.

EZ Boss-Lock™ Type C Couplers with Phono Finish Shank

Applications:

- The shank design on these fittings was developed specifically for chemical transport hoses having Crosslinked Polyethylene (XLPE) or Ultra High Molecular Weight Polyethylene (UHMW) tubes, where shank retention can be a problem when using conventional band clamps.

Features:

- in testing tank transport hoses from a wide variety of manufacturers, the Boss-Lock™ PF fitting showed significant improvement in hose coupling retention over the conventional cam & groove shank design
- for best results we recommend the use of ¾" wide band clamps found on page 276
- other sizes available, consult Dixon® for pricing and availability

Size	*316 Stainless Steel* Part #	Optional Qty
2"	***RC200EZPF***	10
3"	***RC300EZPF***	5

MURDOCK industrial | Sales@MurdockIndustrial.com www.HoseWarehouse.com | Phone: 330-535-7105 Fax: 330-535-1125 | Skype: MurdockIndustrial

EZ Boss-Lock™ Type C Couplers with Swaged Ferrule

Application:

- Developed specifically for chemical transport hoses having Crosslinked Polyethylene (XLPE) or Ultra High Molecular Weight Polyethylene (UHMW) tubes. Swaged Boss-Lock™ provides you with a permanently attached cam and groove fitting when superior coupling retention is required.

Features:

- in testing tank transport hoses from a wide variety of manufacturers, the swaged Boss-Lock™ fitting proved itself to be the clear winner in overall performance
- available on special order, other sizes or hose OD's, consult Dixon® for pricing and availability
- *special equipment required for installation,* consult Dixon® for pricing and availability or refer to page 85 for more information

Size	*Hose OD*		*316 Stainless Steel* Part #
	from	to	
¾"	1-6/64"	1-22/64"	***RC075EZ-70***
1"	1-29/64"	1-35/64"	***RC100EZ-20***
1"	1-36/64"	1-44/64"	***RC100EZ-70***

EZ Boss-Lock™ Type C Couplers with Notched Hose Shank

coupler x hose shank

Features:

- coupling can be removed from a damaged hose by cutting away the ferrule, without necessarily damaging the fitting, *after inspection of the fitting to determine its suitability for reuse*, it can be reinstalled into another hose by using a *new ferrule*
- system allows you to better manage your inventories, you can stock one coupling and two ferrules, and cover the same hose range with less inventory, y*ou must purchase a fitting and the matching ferrule to create an assembly*
- for use with notched ferrules on page 143

Size	*316 Stainless Steel* Part #
1½"	***RC150EZNO***
2"	***RC200EZNO***
3"	***RC300EZNO***
4"	***RC400EZNO***

Dixon® stems and ferrules are specifically designed to be used together as a coupling system. Due to differences in dimensions and tolerances for safety reasons, do not use other manufacturer's stems or ferrules with Dixon® products.

MURDOCK industrial | Sales@MurdockIndustrial.com www.HoseWarehouse.com | Phone: 330-535-7105 Fax: 330-535-1125 | Skype: MurdockIndustrial

Dixon® Type D Couplers

coupler x female NPT

Features:

- Couplers are supplied standard with a Buna-N gasket. Other gasket types are available on pages 167 - 170.
- ½" Dixon® coupler has only one cam arm.
- Pull rings are not supplied on ½" - 1" Dixon® couplings.

Size	*356T6 Aluminum* Part #	*Aluminum Hard Coat* Part #	*Brass* Part #
½"	***50-D-AL***	---	***50-D-BR***
¾"	***75-D-AL***	---	***75-D-BR***
1"	***100-D-AL***	---	***100-D-BR***
1¼"	***125-D-AL***	---	***125-D-BR***
1½"	***150-D-AL***	***150-D-ALH***	***150-D-BR***
2"	***200-D-AL***	***200-D-ALH***	***200-D-BR***
2½"	***250-D-AL***	---	***250-D-BR***
3"	***300-D-AL***	***300-D-ALH***	***300-D-BR***
4"	***400-D-AL***	***400-D-ALH***	***400-D-BR***
5"	***500-D-AL***	---	***500-D-BR***
6"	***600-D-AL***	***600-D-ALH***	***600-D-BR***
8"	***800-D-AL*** [1, 2]	---	---

[1] Dixon® and Boss-Lock™ cam & groove couplings *do not interchange in the 8" size*.
[2] The 8" Dixon® design has 4 cam arms.

Size	*Unplated Malleable Iron* Part #	*316 Stainless Steel* Part #
½"	---	***50-D-SS***
¾"	---	***75-D-SS***
1"	---	***100-D-SS***
1¼"	---	***125-D-SS***
1½"	***150-D-MI***	***150-D-SS***
2"	***200-D-MI***	***200-D-SS***
2½"	---	***250-D-SS***
3"	***300-D-MI***	***300-D-SS***
4"	***400-D-MI*** [1]	***400-D-SS***
5"	***500-D-MI***	***500-D-SS***
6"	---	***600-D-SS***

[1] ductile iron

356T6 aluminum

aluminum hard coat

brass

unplated malleable iron

316 stainless steel

MURDOCK industrial | Sales@MurdockIndustrial.com www.HoseWarehouse.com | Phone: 330-535-7105 Fax: 330-535-1125 | Skype: MurdockIndustrial

Boss-Lock™ Type D Couplers

coupler x female NPT

356T6 aluminum

brass

plated malleable iron

316 stainless steel

Features:

- Couplers are supplied standard with a Buna-N gasket. Other gasket types are available on pages 167 -170.
- All Boss-Lock™ couplers are supplied with pull-ring safety clips.

Size	*356T6 Aluminum* Part #	*Brass* Part #
¾" x ½"	***AD050***	***BD050***
¾"	***AD075***	***BD075***
1"	***AD100***	***BD100***
1¼"	***AD125***	***BD125***
1½"	***AD150***	***BD150***
2"	***AD200***	***BD200***
2½"	***AD250***	***BD250***
3"	***AD300***	***BD300***
4"	***AD400***	***BD400***
5"	***AD500***	---
6"	***AD600***	***BD600***
8"	***AD800*** [1]	---

Size	*Plated Malleable Iron* Part #	*316 Stainless Steel* Part #
¾" x ½"	---	***RD050BL***
¾"	***ID075***	***RD075BL***
1"	***ID100***	***RD100BL***
1¼"	---	***RD125BL***
1½"	***ID150***	***RD150BL***
2"	***ID200***	***RD200BL***
3"	***ID300***	***RD300BL***
4"	***ID400***	***RD400BL***
6"	***ID600*** [2]	---

[1] Dixon® and Boss-Lock™ cam & groove couplings *do not interchange in the 8" size*.
[2] ductile iron

MURDOCK industrial | Sales@MurdockIndustrial.com www.HoseWarehouse.com | Phone: 330-535-7105 Fax: 330-535-1125 | Skype: MurdockIndustrial

EZ Boss-Lock™ Type D Couplers

coupler x female NPT

Feature:

- Couplers are supplied standard with a Buna-N gasket. Other gasket types are available on pages 167 - 170.

Under no circumstances should the EZ Boss-Lock™ cam arms be used on any fitting not specifically designed for their use. See page 122 for further specifications

356T6 aluminum

Size	*356T6 Aluminum* Part #	*Brass* Part #
¾" x ½"	---	---
¾"	***AD075EZ***	***BD075EZ***
1"	***AD100EZ***	***BD100EZ***
1¼"	---	***BD125EZ***
1½"	***AD150EZ***	***BD150EZ***
2"	***AD200EZ***	***BD200EZ***
2½"	***AD250EZ***	***BD250EZ***
3"	***AD300EZ***	***BD300EZ***
4"	***AD400EZ***	***BD400EZ***
5"	***AD500EZ***	---
6"	***AD600EZ***	---
8"	***AD800EZ*** [1]	---

brass

Size	*316 Stainless Steel* Part #	*Heavy Duty 316 Stainless Steel* Part #
¾" x ½"	***RD050EZ***	---
¾"	***RD075EZ***	---
1"	***RD100EZ***	---
1¼"	***RD125EZ***	---
1½"	***RD150EZ***	---
2"	***RD200EZ***	---
2½"	***RD250EZ***	---
3"	***RD300EZ***	***RD300EZHD*** [2]
4"	***RD400EZ***	***RD400EZHD*** [3]
5"	---	---
6"	***RD600EZ***	---

316 stainless steel

heavy duty 316 stainless steel

[1] Dixon® and Boss-Lock™ cam & groove couplings *do not interchange in the 8" size.*
[2] pressure rating of **400 PSI**
[3] pressure rating of **300 PSI**

MURDOCK industrial | Sales@MurdockIndustrial.com www.HoseWarehouse.com | Phone: 330-535-7105 Fax: 330-535-1125 | Skype: MurdockIndustrial

Type E Adapters

adapter x hose shank

356T6 aluminum

aluminum hard coat



brass

unplated malleable iron

plated malleable iron

316 stainless steel

Feature:

- Pressure rating is based on the seal of the mating part. See ratings on page 124.

Size	*356T6 Aluminum* Part #	*Aluminum Hard Coat* Part #	*Brass* Part #
½"	***50-E-AL***	---	***50-E-BR***
¾" x ½"	***7550-E-AL***	---	---
¾"	***75-E-AL***	---	***75-E-BR***
1"	***100-E-AL***	---	***100-E-BR***
1¼"	***125-E-AL***	---	***125-E-BR***
1½"	***150-E-AL***	***150-E-ALH***	***150-E-BR***
2"	***200-E-AL***	***200-E-ALH***	***200-E-BR***
2½"	***250-E-AL***	---	***250-E-BR***
3"	***300-E-AL***	***300-E-ALH***	***300-E-BR***
4"	***400-E-AL***	***400-E-ALH***	***400-E-BR***
5"	***500-E-AL***	---	---
6"	***600-E-AL***	***600-E-ALH***	***600-E-BR***
8" DIX	***800-E-AL*** [1]	---	---
8" BL	***801-E-AL*** [1]	---	---

[1] Dixon® and Boss-Lock™ cam & groove couplings *do not interchange in the 8" size*.

Size	*Unplated Malleable Iron* Part #	*Plated Malleable Iron* Part #	*316 Stainless Steel* Part #
½"	---	---	***50-E-SS***
¾" x ½"	---	---	***7550-E-SS***
¾"	---	***75-E-PM***	***75-E-SS***
1"	---	***100-E-PM***	***100-E-SS***
1¼"	---	***125-E-PM***	***125-E-SS***
1½"	***150-E-MI***	***150-E-PM***	***150-E-SS***
2"	***200-E-MI*** [2]	***200-E-PM***	***200-E-SS***
2½"	---	---	***250-E-SS***
3"	***300-E-MI*** [1, 2]	***300-E-PM*** [1, 2]	***300-E-SS***
4"	***400-E-MI*** [1, 2]	***400-E-PM*** [1, 2]	***400-E-SS***
5"	---	---	***500-E-SS***
6"	***600-E-MI*** [1, 2]	***600-E-PM*** [1, 2]	***600-E-SS***

[1] suitable for King Crimp™ sleeves and ferrules, see pages 111 - 114
[2] ductile iron

Type E Adapter with Phono Finish Shank

Applications:

- Shank design developed specifically for chemical transport hoses having Crosslinked Polyethylene (XLPE) or Ultra High Molecular Weight Polyethylene (UHMW) tubes, where shank retention can be a problem when using conventional band clamps.

Features:

- When testing tank transport hoses from a wide variety of manufacturers, the Boss-Lock™ PF fitting showed significant improvement in hose coupling retention over the conventional cam and groove shank design.
- for best results Dixon® recommends the use of ¾" wide band clamps found on page 276
- other sizes available, consult Dixon® for pricing and availability

Size	*316 Stainless Steel* Part #	Optional Qty
2"	***RE200PF***	10

MURDOCK industrial | Sales@MurdockIndustrial.com www.HoseWarehouse.com | Phone: 330-535-7105 Fax: 330-535-1125 | Skype: MurdockIndustrial

Type E Adapters with Swaged Ferrule

Applications:
- Developed specifically for chemical transport hoses having Crosslinked Polyethylene (XLPE) or Ultra High Molecular Weight Polyethylene (UHMW) tubes.

Features:
- provides a permanently attached cam and groove fitting when superior coupling retention is required
- testing tank transport hoses from a wide variety of manufacturers proved the swaged Boss-Lock™ fitting to be the leader in overall performance
- other sizes or hose OD's (available on special order), consult Dixon® for pricing and availability
- *special equipment required for installation,* consult Dixon® for pricing and availability or refer to page 85 for more information

Size	Hose OD from	Hose OD to	*316 Stainless Steel* Part #
¾"	1-6/64"	1-22/64"	***RE075-1370***
1"	1-29/64"	1-35/64"	***RE100-1620***
1"	1-36/64"	1-44/64"	***RE100-1770***

Type E Adapters with Notched Shank

adapter x hose shank

Features:
- can be removed from a damaged hose by cutting away the ferrule without necessarily damaging the fitting, *after inspection of the fitting to determine its suitability for reuse*, it can be reinstalled into another hose by using a *new ferrule*
- system allows you to better manage your inventory, stock one coupling and two ferrules and cover the same hose range with less inventory, y*ou must purchase a fitting and the matching ferrule to create an assembly*
- for use with notched ferrules below

Dixon® stems and ferrules are specifically designed to be used together as a coupling system. Due to differences in dimensions and tolerances for safety reasons, do not use other manufacturer's stems or ferrules with Dixon® products.

swaged assembly

crimped assembly

Size	*316 Stainless Steel* Part #
1½"	***RE150NO***
2"	***RE200NO***
3"	***RE300NO***
4"	***RE400NO***

Notched Ferrules

- reference notched shanks and adapters above
- Dixon® stems and ferrules are specifically designed to be used together as a coupling system. Due to differences in dimensions and tolerances for safety reasons, do not use other manufacturer's stems or ferrules with Holedall™ products.

Size	Hose OD From	Hose OD To	*304 Stainless Steel* Part #
1½"	1-60/64"	2-12/64"	***GAS2334NO***
1½"	2-4/64"	2-22/64"	***GAS2370NO***
2"	2-30/64"	2-44/64"	***GAS2709NO***
2"	2-42/64"	2-54/64"	***GAS2885NO***
2½"	2-54/64"	3"	***GAS3012NO***
2½"	3-1/64"	3-13/64"	***GAS3260NO***
3"	3-30/64"	3-46/64"	***GAS3760NO***
3"	3-47/64"	3-54/64"	***GAS3885NO***
4"	4-40/64"	4-47/64"	***GAS5010NO***

MURDOCK industrial | Sales@MurdockIndustrial.com www.HoseWarehouse.com | Phone: 330-535-7105 Fax: 330-535-1125 | Skype: MurdockIndustrial

Type E Adapters with Notched NOS shank

adapter x shank

Features:

- system allows you to better manage your inventories, you can stock one stem and two ferrules, and cover the same hose range with less inventory, y*ou must purchase a fitting and the matching ferrule to create an assembly*
- for hose outside diameters of 2-4/64" and below, *the couplings are crimp only*
- for hose outside diameters of 2-5/64" and above, the couplings can be crimped or swaged
- for use with notched ferrules on page 143
- see page 195 for male NPT notched NOS fittings

Size	*316 Stainless Steel* Part #
1½"	***150ENOSSS*** [1]
2"	***200ENOSSS***
3"	***300ENOSSS***

[1] part will be discontinued as stock is depleted

Only use the NOS shank with the NOS ferrules.
Due to differences in dimensions and tolerances for safety reasons, do not use other manufacturer's stems or ferrules with Dixon® products.

Notched NOS Ferrules

- reference notched shanks on page 195 and adapters above

Size	Hose OD		*304 Stainless Steel* Part #
	From	To	
1½"	1-60/64"	2-12/64"	***GAS2334NOS***
1½"	2-4/64"	2-22/64"	***GAS2370NOS***
2"	2-30/64"	2-44/64"	***GAS2709NOS***
2"	2-42/64"	2-54/64"	***GAS2885NOS***
3"	3-30/64"	3-46/64"	***GAS3760NOS***
3"	3-47/64"	3-54/64"	***GAS3885NOS***
4"	4-40/64"	4-47/64"	***GAS5010NOS***

MURDOCK industrial | Sales@MurdockIndustrial.com www.HoseWarehouse.com | Phone: 330-535-7105 Fax: 330-535-1125 | Skype: MurdockIndustrial

Type F Adapters x NPT

adapter x male NPT

• Pressure rating is based on the seal of the mating part. See ratings on page 124.

Size	*356T6 Aluminum* Part #	*Aluminum Hard Coat* Part #	*Brass* Part #
½"	***50-F-AL***	---	***50-F-BR***
¾" x ½"	***7550-F-AL***	---	***7550-F-BR***
¾"	***75-F-AL***	---	***75-F-BR***
1"	***100-F-AL***	---	***100-F-BR***
1¼"	***125-F-AL***	---	***125-F-BR***
1½"	***150-F-AL***	***150-F-ALH***	***150-F-BR***
2"	***200-F-AL***	***200-F-ALH***	***200-F-BR***
2½"	***250-F-AL***	---	***250-F-BR***
3"	***300-F-AL***	***300-F-ALH***	***300-F-BR***
4"	***400-F-AL***	***400-F-ALH***	***400-F-BR***
5"	***500-F-AL***	---	---
6"	***600-F-AL***	***600-F-ALH***	***600-F-BR***
8" DIX	***800-F-AL*** [1]	---	---
8" BL	***801-F-AL*** [1]	---	---

[1] Dixon® and Boss-Lock™ cam & groove couplings *do not interchange in the 8" size*.

Size	*Unplated Malleable Iron* Part #	*Plated Malleable Iron* Part #	*316 Stainless Steel* Part #
½"	---	---	***50-F-SS***
¾" x ½"	---	---	***7550-F-SS***
¾"	---	***75-F-PM***	***75-F-SS***
1"	---	***100-F-PM***	***100-F-SS***
1¼"	---	---	***125-F-SS***
1½"	***150-F-MI***	***150-F-PM***	***150-F-SS***
2"	***200-F-MI***	***200-F-PM***	***200-F-SS***
2½"	---	---	***250-F-SS***
3"	***300-F-MI***	***300-F-PM***	***300-F-SS***
4"	***400-F-MI***	***400-F-PM***	***400-F-SS***
6"	---	***600-F-PM***	***600-F-SS***

356T6 aluminum

aluminum hard coat

brass

unplated malleable iron

plated malleable iron

316 stainless

MURDOCK industrial | Sales@MurdockIndustrial.com www.HoseWarehouse.com | Phone: 330-535-7105 Fax: 330-535-1125 | Skype: MurdockIndustrial

Dixon® Type DC Dust Caps

356T6 aluminum

aluminum hard coat

brass

unplated malleable iron

316 stainless steel

Features:

- Buna-N gasket supplied standard, other gaskets available on pages 167 - 170.
- ½" Dixon® has only one cam arm.
- Pull rings are not supplied on ½" - 1" Dixon® couplings.

Size	*356T6 Aluminum* Part #	*Aluminum Hard Coat* Part #	*Brass* Part #
½"	***50-DC-AL***	---	***50-DC-BR***
¾"	***75-DC-AL***	---	***75-DC-BR***
1"	***100-DC-AL***	---	***100-DC-BR***
1½"	***150-DC-AL***	***150-DC-ALH***	***150-DC-BR***
2"	***200-DC-AL***	***200-DC-ALH***	***200-DC-BR***
2½"	***250-DC-AL***	---	---
3"	***300-DC-AL***	***300-DC-ALH***	***300-DC-BR***
4"	***400-DC-AL***	***400-DC-ALH***	***400-DC-BR***
5"	***500-DC-AL***	---	***500-DC-BR***
6"	***600-DC-AL***	***600-DC-ALH***	---
8"	***800-DC-AL*** [1, 2]	---	---

[1] Dixon® and Boss-Lock™ cam & groove couplings *do not interchange in the 8" size*.
[2] The 8" Dixon® dust cap has 2 cam arms.

Size	*Unplated Malleable Iron* Part #	*316 Stainless Steel* Part #
½"	---	***50-DC-SS*** [1]
¾"	---	***75-DC-SS***
1"	---	***100-DC-SS***
1½"	---	***150-DC-SS***
2"	***200-DC-MI***	***200-DC-SS***
2½"	---	***250-DC-SS***
3"	***300-DC-MI***	***300-DC-SS***
4"	***400-DC-MI***	***400-DC-SS***
5"	---	***500-DC-SS***
6"	---	***600-DC-SS***

MURDOCK industrial | Sales@MurdockIndustrial.com www.HoseWarehouse.com | Phone: 330-535-7105 Fax: 330-535-1125 | Skype: MurdockIndustrial

Dixon® Lockable Dust Caps

Features:
- Buna-N gasket standard, other gaskets available on pages 167 - 170.
- Dust caps and dust plugs are not to be used in pressure applications for safety and environmental reasons.

Size	*356T6 Aluminum* Part #	*Brass* Part #
1½"	***150DC-LAL***	***150DC-LBR***
2"	***200DC-LAL***	***200DC-LBR***
3"	***300DC-LAL***	***300DC-LBR***
4"	***400DC-LAL***	---
6"	***600DC-LAL***	---

Feature:
- angled, ergonomic thumb release

Size	*316 Stainless Steel* Part #
1½"	***150DC-LSS***
2"	***200DC-LSS***
3"	***300DC-LSS***
4"	***400DC-LSS***

Boss-Lock™ Type H Dust Caps

Features:
- Buna-N gasket standard, other gaskets available on pages 167 - 170.
- supplied with pull-ring safety clips
- Dust caps and dust plugs are not to be used in pressure applications for safety and environmental reasons.

356T6 aluminum

brass

plated malleable iron

316 stainless steel

Size	*356T6 Aluminum* Part #	*Brass* Part #
1"	***AH100***	***BH100***
1¼"	***AH125***	***BH125***
1½"	***AH150***	***BH150***
2"	***AH200***	***BH200***
2½"	***AH250***	***BH250***
3"	***AH300***	***BH300***
4"	***AH400***	***BH400***
6"	***AH600***	***BH600***
8"	***AH800*** [1]	---

Size	*Plated Malleable Iron* Part #	*316 Stainless Steel* Part #
¾"	---	***RH075BL***
1"	---	***RH100BL***
1¼"	---	***RH125BL***
1½"	***IH150***	***RH150BL***
2"	***IH200***	***RH200BL***
3"	***IH300***	***RH300BL***
4"	***IH400***	***RH400BL***
6"	***IH600***	---

[1] Dixon® and Boss-Lock™ cam & groove couplings *do not interchange in the 8" size*.

MURDOCK industrial | Sales@MurdockIndustrial.com www.HoseWarehouse.com | Phone: 330-535-7105 Fax: 330-535-1125 | Skype: MurdockIndustrial

EZ Boss-Lock™ Type H Dust Caps

356T6 aluminum

brass

316 stainless steel

Features:

- Buna-N gasket standard, other gaskets available on pages 167 - 170.
- Dust caps and dust plugs are not to be used in pressure applications for safety and environmental reasons.

Size	*356T6 Aluminum* Part #	*Brass* Part #	*316 Stainless Steel* Part #
¾"	---	---	***RH075EZ***
1"	***AH100EZ***	***BH100EZ***	***RH100EZ***
1¼"	---	---	***RH125EZ***
1½"	***AH150EZ***	***BH150EZ***	***RH150EZ***
2"	***AH200EZ***	***BH200EZ***	***RH200EZ***
2½"	***AH250EZ***	---	---
3"	***AH300EZ***	***BH300EZ***	***RH300EZ***
4"	***AH400EZ***	---	***RH400EZ***
6"	***AH600EZ***	---	***RH600EZ***

- Under no circumstances should the EZ Boss-Lock™ cam arms be used on any fitting not specifically designed for their use. See pages 122 and 166 for further specifications.

MURDOCK industrial | Sales@MurdockIndustrial.com www.HoseWarehouse.com | Phone: 330-535-7105 Fax: 330-535-1125 | Skype: MurdockIndustrial

Type DP Dust Plugs

- Dust caps and dust plugs are not to be used in pressure applications for safety and environmental reasons.

Size	*356T6 Aluminum* Part #	*Aluminum Hard Coat* Part #	*Brass* Part #
½"	---	---	***50-DP-BR***
¾"	***75-DP-AL***	---	***75-DP-BR***
1"	***100-DP-AL***	---	***100-DP-BR***
1¼"	***125-DP-AL***	---	***125-DP-BR***
1½"	***150-DP-AL***	***150-DP-ALH***	***150-DP-BR***
2"	***200-DP-AL***	***200-DP-ALH***	***200-DP-BR***
2½"	***250-DP-AL***	---	---
3"	***300-DP-AL***	***300-DP-ALH***	***300-DP-BR***
4"	***400-DP-AL***	***400-DP-ALH***	***400-DP-BR***
5"	***500-DP-AL***	---	---
6"	***600-DP-AL***	***600-DP-ALH***	***600-DP-BR***
8" DIX	***800-DP-AL*** [1]	---	---
8" BL	***801-DP-AL*** [1]	---	---

[1] Dixon® and Boss-Lock™ cam & groove couplings *do not interchange in the 8" size*.

Size	*Unplated Malleable Iron* Part #	*Plated Malleable Iron* Part #	*316 Stainless Steel* Part #
½"	---	---	***50-DP-SS*** [1]
¾"	---	---	***75-DP-SS***
1"	---	---	***100-DP-SS***
1¼"	---	***125-DP-PM***	***125-DP-SS***
1½"	***150-DP-MI***	***150-DP-PM***	***150-DP-SS***
2"	***200-DP-MI***	***200-DP-PM***	***200-DP-SS***
2½"	---	***250-DP-PM***	***250-DP-SS***
3"	***300-DP-MI***	***300-DP-PM***	***300-DP-SS***
4"	***400-DP-MI***	***400-DP-PM***	***400-DP-SS***
6"	---	---	***600-DP-SS***

356T6 aluminum

aluminum hard coat

brass

unplated malleable iron

plated malleable iron

316 stainless steel

MURDOCK industrial | Sales@MurdockIndustrial.com www.HoseWarehouse.com | Phone: 330-535-7105 Fax: 330-535-1125 | Skype: MurdockIndustrial

Type A Adapters

adapter x female NPT

Size	*Hastelloy® CW12MW* Part #
1"	***100-A-HA***
1½"	***150-A-HA***
2"	***200-A-HA***
3"	***300-A-HA***

- Pressure rating is based on the seal material of the mating part. See rating on page 124

Type E Adapters

adapter x shank

Size	*Hastelloy® CW12MW* Part #
1"	***100-E-HA*** [1]
1½"	***150-E-HA***
2"	***200-E-HA*** [1]
3"	***300-E-HA***

- Pressure rating is based on the seal material of the mating part. See rating on page 124

[1] have King Crimp™ shank

Type F Adapters

adapter x male NPT

Size	*Hastelloy® CW12MW* Part #
1"	***100-F-HA***
1½"	***150-F-HA***
2"	***200-F-HA***
3"	***300-F-HA***

- Pressure rating is based on the seal material of the mating part. See rating on page 124

MURDOCK industrial | Sales@MurdockIndustrial.com www.HoseWarehouse.com | Phone: 330-535-7105 Fax: 330-535-1125 | Skype: MurdockIndustrial

EZ Boss-Lock™ Type B Couplers

coupler x male NPT

Materials:
- EZ Boss-Lock™ cam arms: 316 stainless steel
- pins: 302 stainless steel
- rings: yellow zinc plated 12 gauge steel wire

Feature:
- couplers supplied with FKM gaskets

Size	*Hastelloy® CW12MW* Part #
1"	***HAB100EZ***
1½"	***HAB150EZ***
2"	***HAB200EZ***
3"	***HAB300EZ***

EZ Boss-Lock™ Type C Couplers

coupler x hose shank

Materials:
- EZ Boss-Lock™ cam arms: 316 stainless steel
- pins: 302 stainless steel
- rings: yellow zinc plated 12 gauge steel wire

Feature:
- couplers supplied with FKM gaskets

Size	*Hastelloy® CW12MW* Part #
1"	***HAC100EZ*** [1]
1½"	***HAC150EZ***
2"	***HAC200EZ*** [1]
3"	***HAC300EZ***

[1] King Crimp™ shank

EZ Boss-Lock™ Type D Couplers

coupler x female NPT

Materials:
- EZ Boss-Lock™ cam arms: 316 stainless steel
- pins: 302 stainless steel
- rings: yellow zinc plated 12 gauge steel wire

Feature:
- couplers supplied with FKM gaskets

Size	*Hastelloy® CW12MW* Part #
1"	***HAD100EZ***
1½"	***HAD150EZ***
2"	***HAD200EZ***
3"	***HAD300EZ***

MURDOCK industrial | Sales@MurdockIndustrial.com www.HoseWarehouse.com | Phone: 330-535-7105 Fax: 330-535-1125 | Skype: MurdockIndustrial

Cam & Groove

Type DA Couplings with Port

coupler x adapter

Feature:

- Buna-N gasket standard with a, other gaskets available on pages 167 - 170.

Size	Port	*316 Stainless Steel* Part #
3" x 3"	¼"	***300DAT25SS***
3" x 3"	⅜"	***300DAT38SS***
3" x 3"	½"	***300DAT50SS***
3" x 3"	¾"	***300DAT75SS***

Type DA Jump Size Couplings

coupler x adapter

C

Feature:

- Buna-N gasket standard with a, other gaskets available on pages 167 - 170.

4030-DA-SS

4060-DA-AL

2015-DA-AL

5060-DA-AL

Size	*356T6 Aluminum* Part #	*316 Stainless Steel* Part #
1" x 1½"	***1015-DA-AL*** [1]	***1015-DA-SS*** [1]
1½" x 1"	***1510DAAL***	***1510-DA-SS*** [1]
1½" x 2"	***1520-DA-AL***	***1520-DA-SS***
2" x 1"	***2010-DA-AL*** [1]	***2010-DA-SS***
2" x 1½"	***2015-DA-AL***	***2015-DA-SS***
2" x 2½"	***2025-DA-AL*** [1]	***2025-DA-SS*** [1]
2" x 3"	***2030-DA-AL***	***2030-DA-SS***
2" x 4"	***2040-DA-AL***	***2040-DA-SS*** [1]
2½" x 2"	---	***2520-DA-SS*** [1]
2½" x 3"	---	***2530-DA-SS*** [1]
3" x 1½"	***3015-DA-AL***	***3015-DA-SS*** [1]
3" x 2"	***3020-DA-AL***	***3020-DA-SS***
3" x 2½"	***3025-DA-AL*** [1]	***3025-DA-SS*** [1]
3" x 4"	***3040-DA-AL***	***3040-DA-SS***
3" x 6"	***3060-DA-AL*** [1]	***3060-DA-SS*** [1]
4" x 2"	***4020-DA-AL***	***4020-DA-SS*** [1]
4" x 2½"	***4025-DA-AL***	***4025-DA-SS*** [1]
4" x 3"	***4030-DA-AL***	***4030-DA-SS***
4" x 5"	***4050-DA-AL***	---
4" x 6"	***4060-DA-AL***	***4060-DA-SS*** [1]
5" x 3"	***5030-DA-AL*** [1]	***5030-DA-SS*** [1]
5" x 4"	***5040-DA-AL***	***5040-DA-SS*** [1]
5" x 6"	***5060-DA-AL*** [1]	***5060-DA-SS*** [1]
6" x 3"	***6030-DA-AL***	***6030-DA-SS*** [1]
6" x 4"	***6040-DA-AL***	***6040-DA-SS***
6" x 5"	***6050-DA-AL***	***6050-DA-SS*** [1]
8" x 6"	***8060-DA-AL*** [1, 2]	---

[1] parts are produced as a welded fabrication
[2] The 8" coupler only interchanges with Dixon® adapters.

Size	*Brass* Part #	*Unplated Malleable Iron* Part #
3" x 2"	***3020-DA-BR***	***3020-DA-MI***
3" x 4"	***3040-DA-BR***	---
4" x 3"	***4030-DA-BR***	***4030-DA-MI***
6" x 4"	***6040-DA-BR***	***6040-DA-MI***

Note: In reducing cam & groove couplings, the coupler is the first size in the part number; (i.e., a 4030-DA-AL is a 4" coupler to a 3" adapter).

MURDOCK industrial | Sales@MurdockIndustrial.com www.HoseWarehouse.com | Phone: 330-535-7105 Fax: 330-535-1125 | Skype: MurdockIndustrial

Boss-Lock™ Type DA Jump Size

coupler x adapter

Features:

- Buna-N gasket standard, other gaskets available on pages 167 - 170.
- All Boss-Lock™ couplers are supplied with pull-ring safety clips.

Size	*356T6 Aluminum* Part #	*316 Stainless Steel* Part #
2" x 3"	***ADA2030*** [1]	***RDA2030BL*** [1]
2½" x 2"	***ADA2520*** [1]	---
2½" x 3"	***ADA2530*** [1]	---
3" x 2"	***ADA3020***	***RDA3020BL***
3" x 4"	***ADA3040*** [1]	***RDA3040BL*** [1]
4" x 2"	***ADA4020*** [1]	***RDA4020BL*** [1]
4" x 3"	***ADA4030***	***RDA4030BL***
6" x 4"	***ADA6040*** [1]	---
8" x 6"	***ADA8060*** [1, 2]	---

[1] parts are produced as a welded fabrication

[2] The 8" coupler only interchanges with 8" Boss-Lock™ couplings.

Note: In reducing cam & groove couplings, the coupler is the first size in the part number; (i.e., a ADA4030 is a 4" coupler to a 3" adapter).

EZ Boss-Lock™ Type DA Jump Size

coupler x adapter

Feature:

- Buna-N gasket standard, other gaskets available on pages 167 - 170.

Size	*356T6 Aluminum* Part #	*316 Stainless Steel* Part #
2" x 3"	***ADA2030EZ*** [1]	***RDA2030EZ*** [1]
3" x 2"	***ADA3020EZ***	***RDA3020EZ***
3" x 4"	***ADA3040EZ*** [1]	***RDA3040EZ*** [1]
4" x 2"	***ADA4020EZ*** [1]	***RDA4020EZ*** [1]
4" x 3"	***ADA4030EZ***	***RDA4030EZ***
6" x 4"	***ADA6040EZ*** [1]	***RDA6040EZ***



[1] parts are produced as a welded fabrication

Note: In reducing cam & groove couplings, the coupler is the first size in the part number; (i.e., a ADA4030EZ is a 4" coupler to a 3" adapter).

Dixon® Type DA Jump Size with Port

coupler x adapter

Feature:

- Buna-N gasket standard, other gaskets available on pages 167 - 170.

Size	Port	*316 Stainless Steel* Part #
3" x 2"	¼"	***3020DAT25SS***
3" x 2"	⅜"	***3020DAT38SS***
3" x 2"	½"	***3020DAT50SS***
3" x 2"	¾"	***3020DAT75SS***

Note: In reducing cam & groove couplings, the coupler is the first size in the part number; (i.e., a ADA4030EZ is a 4" coupler to a 3" adapter).

MURDOCK industrial | Sales@MurdockIndustrial.com www.HoseWarehouse.com | Phone: 330-535-7105 Fax: 330-535-1125 | Skype: MurdockIndustrial

Type DA Spool Adapters

adapter x adapter

increaser / reducer

same size

Feature:
- pressure rating is based on the seal of the mating part, see ratings on page 124

Size	*356T6 Aluminum* Part #	*316 Stainless Steel* Part #	*Unplated Malleable Iron* Part #
1"	---	***100-AA-SS***	---
1¼"	---	***125-AA-SS*** [1]	---
1½"	***150-AA-AL***	***150-AA-SS***	---
1½" x 2"	***1520-AA-AL***	***1520-AA-SS***	---
2"	***200-AA-AL***	***200-AA-SS***	---
2" x 3"	***2030-AA-AL***	***2030-AA-SS***	---
2" x 4"	***2040-AA-AL***	***2040-AA-SS*** [1]	---
2½" x 3"	***2530-AA-AL*** [1]	***2530-AA-SS*** [1]	---
2½" x 4"	***2540-AA-AL*** [1]	---	---
3"	***300-AA-AL***	***300-AA-SS***	---
3" x 4"	***3040-AA-AL***	***3040-AA-SS*** [1]	---
4"	***400-AA-AL***	***400-AA-SS***	NEW ***400-AA-MI***
4" x 5"	***4050-AA-AL***	---	---
4" x 6"	***4060-AA-AL***	***4060-AA-SS*** [1]	---
5"	***500-AA-AL*** [1]	***500-AA-SS*** [1]	---
5" x 6"	***5060-AA-AL*** [1]	---	---
6"	***600-AA-AL***	***600-AA-SS*** [1]	---

[1] parts are produced as a welded fabrication

Size	*Brass* Part #
2"	***200-AA-BR***
3"	***300-AA-BR***

Type DD Dixon® Couplers

coupler x coupler

reducer / increaser

same size

Feature:
- Buna-N gasket standard, other gaskets available on pages 167 - 170

Size	*356T6 Aluminum* Part #	*316 Stainless Steel* Part #
1½"	---	***150-DD-SS*** [1]
2"	***200-DD-AL***	***200-DD-SS***
2" x 3"	***2030-DD-AL***	***2030-DD-SS***
3"	***300-DD-AL***	***300-DD-SS***
3" x 4"	***3040-DD-AL***	***3040-DD-SS*** [1]
4"	***400-DD-AL***	***400-DD-SS***
4" x 5"	***4050-DD-AL*** [1]	***4050-DD-SS*** [1]
4" x 6"	***4060-DD-AL*** [1]	***4060-DD-SS***
5"	***500-DD-AL*** [1]	***500-DD-SS***
6"	***600-DD-AL***	---

[1] parts are produced as a welded fabrication

Type DD Boss-Lock™ Couplers

coupler x coupler

reducer / increaser

same size

Features:
- Buna-N gasket standard, other gaskets available on pages 167 - 170
- All Boss-Lock™ couplers are supplied with pull-ring safety clips.

Size	*356T6 Aluminum* Part #	*316 Stainless Steel* Part #
2"	***ADD200*** [1]	***RDD200EZ***
2" x 3"	***ADD2030*** [1]	***RDD2030EZ*** [1]
3"	***ADD300*** [1]	***RDD300EZ*** [1]
3" x 4"	***ADD3040*** [1]	***RDD3040EZ*** [1]
4"	***ADD400*** [1]	***RDD400EZ*** [1]
6"	---	***RDD600EZ*** [1]

[1] parts are produced as a welded fabrication

MURDOCK industrial | Sales@MurdockIndustrial.com www.HoseWarehouse.com | Phone: 330-535-7105 Fax: 330-535-1125 | Skype: MurdockIndustrial

Type A Jump Size Adapters

adapter x female NPT

Feature:
- pressure rating is based on the seal of the mating part, see ratings on page 124

Size	*356T6 Aluminum* Part #	*316 Stainless Steel* Part #
2" x 1½"	***2015-A-AL***	***2015-A-SS*** [1]
2" x 3"	***2030-A-AL***	***2030-A-SS***
3" x 2"	***3020-A-AL***	***3020-A-SS***
3" x 4"	***3040-A-AL***	---
4" x 3"	***4030-A-AL***	***4030-A-SS*** [1]
4" x 6"	***4060-A-AL***	---
6" x 4"	***6040-A-AL***	***6040-A-SS*** [1]

[1] parts are produced as a welded fabrication

Note: In reducing couplings, the cam & groove end is the first size given in the part number. (i.e., a 4030-C-AL is a 4" coupler to a 3" hose shank).

Dixon® Type B Jump Size Couplers

coupler x male NPT

Feature:
- Buna-N gasket standard, other gaskets available on pages 167 - 170

Size	*356T6 Aluminum* Part #	*316 Stainless Steel* Part #
1½" x 1"	***1510-B-AL***	***1510-B-SS*** [1]
2" x 1½"	***2015-B-AL***	***2015-B-SS*** [1]
2" x 3"	***2030-B-AL***	---
3" x 2"	***3020-B-AL***	***3020-B-SS*** [1]
3" x 4"	***3040-B-AL***	---
4" x 3"	***4030-B-AL***	***4030-B-SS*** [1]

[1] parts are produced as a welded fabrication

Note: In reducing couplings, the cam & groove end is the first size given in the part number. (i.e., a 4030-C-AL is a 4" coupler to a 3" hose shank).

Dixon® Type C Jump Size Couplers

coupler x hose shank

Feature:
- Buna-N gasket standard, other gaskets available on pages 167 - 170

Size	*356T6 Aluminum* Part #	*316 Stainless Steel* Part #
1½" x 1"	---	***1510-C-SS***
2" x 1½"	***2015-C-AL*** [1]	***2015-C-SS*** [1]
3" x 2"	***3020-C-AL***	***3020-C-SS***
3" x 2½"	---	***3025-C-SS***
3" x 4"	***3040-C-AL***	---
4" x 3"	***4030-C-AL***	***4030-C-SS*** [1]
5" x 4"	***5040-C-AL*** [1]	---

[1] parts are produced as a welded fabrication

Note: In reducing couplings, the cam & groove end is the first size given in the part number. (i.e., a 4030-C-AL is a 4" coupler to a 3" hose shank).

MURDOCK industrial | Sales@MurdockIndustrial.com www.HoseWarehouse.com | Phone: 330-535-7105 Fax: 330-535-1125 | Skype: MurdockIndustrial

Cam & Groove

Dixon® Type D Jump Size Couplers

coupler x female NPT

Feature:

- Buna-N gasket standard, other gaskets available on pages 167 - 170

Size	*356T6 Aluminum* Part #	Optional Qty	*Brass* Part #	*316 Stainless Steel* Part #
1½" x 1"	***1510-D-AL***	10	---	***1510-D-SS*** [1]
2" x 1½"	***2015-D-AL***	10	---	***2015-D-SS***
3" x 2"	***3020-D-AL***	10	---	***3020-D-SS***
4" x 3"	***4030-D-AL***	10	***4030-D-BR***	***4030-D-SS*** [1]
5" x 4"	***5040-D-AL*** [1]	---	---	---
6" x 4"	***6040-D-AL*** [1]	---	---	---

[1] parts are produced as a welded fabrication

Note: In reducing couplings, the cam & groove end is the first size given in the part number. (i.e., a 4030-C-AL is a 4" coupler to a 3" hose shank).

C

Type E Jump Size Adapters

adapter x hose shank

Feature:

- pressure rating is based on the seal of the mating part, see ratings on page 124

Size	*356T6 Aluminum* Part #	*316 Stainless Steel* Part #
1½" x 1"	---	***1510-E-SS***
2" x 1½"	***2015-E-AL*** [1]	***2015-E-SS*** [1]
3" x 2"	---	***3020-E-SS*** [1]
3" x 2½"	---	***3025-E-SS***
4" x 3"	***4030-E-AL***	***4030-E-SS*** [1]
5" x 4"	***5040-E-AL*** [1]	---

[1] parts are produced as a welded fabrication

Note: In reducing couplings, the cam & groove end is the first size given in the part number. (i.e., a 4030-B-AL is a 4" coupler to a 3" male NPT).

Type F Jump Size Adapters

adapter x male NPT

Feature:

- pressure rating is based on the seal of the mating part, see ratings on page 124

Size	*356T6 Aluminum* Part #	*316 Stainless Steel* Part #
1½" x 2"	***1520-F-AL***	---
2" x 1½"	***2015-F-AL***	***2015-F-SS*** [1]
2" x 3"	***2030-F-AL***	---
3" x 1½"	***3015-F-AL***	***3015-F-SS*** [1]
3" x 2"	***3020-F-AL***	***3020-F-SS***
3" x 4"	***3040-F-AL***	---
4" x 3"	***4030-F-AL***	***4030-F-SS***

[1] parts are produced as a welded fabrication

Note: In reducing couplings, the cam & groove end is the first size given in the part number. (i.e., a 4030-C-AL is a 4" coupler to a 3" hose shank).

MURDOCK industrial | Sales@MurdockIndustrial.com www.HoseWarehouse.com | Phone: 330-535-7105 Fax: 330-535-1125 | Skype: MurdockIndustrial

Dixon® Type DA 45° Elbows

adapter x coupler

Feature:

- Buna-N gasket standard, other gaskets available on pages 167 - 170

Size	*356T6 Aluminum* Part #	*316 Stainless Steel* Part #	*Unplated Malleable Iron* Part #
2"	***200DA-45AL*** [1]	***200DA-45SS*** [1]	---
3"	***300DA-45AL***	***300DA-45SS*** [1]	---
4"	***400DA-45AL***	***400DA-45SS*** [1]	***400DA-45MI***
6"	***600DA-45AL***	---	---

[1] part is produced as a welded fabrication

Dixon® Type DD 45° Elbows

coupler x coupler

Feature:

- Buna-N gasket standard, other gaskets available on pages 167 - 170

Size	*356T6 Aluminum* Part #	*316 Stainless Steel* Part #
2"	***200DD-45AL*** [1]	---
3"	***300DD-45AL*** [1]	***300DD-45SS*** [1]
4"	***400DD-45AL***	---
6"	***600DD-45AL*** [1]	---

[1] part is produced as a welded fabrication

Dixon® Type DA 90° Elbows

adapter x coupler

Feature:

- Buna-N gasket standard, other gaskets available on pages 167 - 170

Size	*356T6 Aluminum* Part #	*316 Stainless Steel* Part #
1"	---	***100DA-90SS*** [1]
1½"	***150DA-90AL*** [1]	***150DA-90SS*** [1]
2"	***200DA-90AL***	***200DA-90SS***
3"	***300DA-90AL***	***300DA-90SS***
4"	***400DA-90AL***	***400DA-90SS***
5"	***500DA-90AL*** [1]	---
6"	***600DA-90AL***	***RDA90600EZ*** [1, 2]

[1] part is produced as a welded fabrication
[2] EZ Boss-Lock™ design (not pictured)

Dixon® Type DD 90° Elbows

coupler x coupler

Feature:

- Buna-N gasket standard, other gaskets available on pages 167 - 170

Size	*356T6 Aluminum* Part #	*316 Stainless Steel* Part #
2"	***200DD-90AL***	---
3"	***300DD-90AL*** [1]	***300DD-90SS*** [1]
4"	***400DD-90AL***	---
6"	***600DD-90AL***	---

[1] part is produced as a welded fabrication

Type A 90°Adapters Elbows

adapter x female NPT

Feature:

- pressure rating is based on the seal of the mating part, see ratings on page 124

Size	*356T6 Aluminum* Part #	*316 Stainless Steel* Part #
1½"	***150A-90AL***	---
2"	***200A-90AL***	***200A-90SS*** [1]
3"	***300A-90AL***	***300A-90SS***
4"	***400A-90AL***	---

[1] part is produced as a welded fabrication

MURDOCK industrial | Sales@MurdockIndustrial.com www.HoseWarehouse.com | Phone: 330-535-7105 Fax: 330-535-1125 | Skype: MurdockIndustrial

Type B 90° Dixon® Elbows

coupler x male NPT

Feature:
- Buna-N gasket standard, other gaskets available on pages 167 - 170

Size	*356T6 Aluminum* Part #	*316 Stainless Steel* Part #
1½"	***150B-90AL***	*---*
2"	***200B-90AL***	***200B-90SS*** [1]
3"	*---*	***300B-90SS*** [1]

[1] Parts are produced as a welded fabrication.

Type C 90° Dixon® Elbows

coupler x hose shank

Feature:
- Buna-N gasket standard, other gaskets available on pages 167 - 170

Size	*356T6 Aluminum* Part #	*Brass* Part #	*316 Stainless Steel* Part #
1¼"	*---*	***125C-90BR***	*---*
1½"	***150C-90AL***	*---*	***150C-90SS***
2"	***200C-90AL***	***200C-90BR***	***200C-90SS***
3"	***300C-90AL***	*---*	***300C-90SS***
4"	***400C-90AL***	*---*	***400C-90SS*** [1]
6"	***600C-90AL***	*---*	*---*

[1] part is produced as a welded fabrication

Type D 90° Dixon® Elbows

coupler x female NPT

EZ Boss-Lock™ design

Feature:
- Buna-N gasket standard, other gaskets available on pages 167 - 170

Size	*356T6 Aluminum* Part #	*Brass* Part #	*316 Stainless Steel* Part #
1"	*---*	*---*	***100D-90SS***
1¼"	*---*	***125D-90BR***	*---*
1½"	***150D-90AL***	***150D-90BR***	*---*
2"	***200D-90AL***	***200D-90BR***	***200D-90SS***
3"	***300D-90AL***	*---*	***300D-90SS***
4"	***400D-90AL***	*---*	***400D-90SS*** [1]
4"	***AD90400EZ*** [2]	*---*	*---*
6"	***600D-90AL***	*---*	*---*

[1] part is produced as a welded fabrication
[2] EZ Boss-Lock™ design

MURDOCK industrial | Sales@MurdockIndustrial.com www.HoseWarehouse.com | Phone: 330-535-7105 Fax: 330-535-1125 | Skype: MurdockIndustrial

Type E 90° Elbows

adapter x hose shank

Feature:

- pressure rating is based on the seal of the mating part, see ratings on page 124

Size	*356T6 Aluminum* Part #	*316 Stainless Steel* Part #
2"	---	***200E-90SS*** [1]
3"	***300E-90AL***	***300E-90SS***
4"	***400E-90AL***	***400E-90SS*** [1]

[1] parts are produced as a welded fabrication

Type F 90° Elbows

adapter x male NPT

Feature:

- pressure rating is based on the seal of the mating part, see ratings on page 124

Size	*356T6 Aluminum* Part #	*316 Stainless Steel* Part #
1½"	***150F-90AL***	---
2"	***200F90AL***	***200F-90SS*** [1]
3"	---	***300F-90SS*** [1]

[1] parts are produced as a welded fabrication

MURDOCK industrial | Sales@MurdockIndustrial.com www.HoseWarehouse.com | Phone: 330-535-7105 Fax: 330-535-1125 | Skype: MurdockIndustrial

Adapter x 150# Flange

Features:
- aluminum and unplated iron flanges are flat faced
- stainless steel flanges are raised face
- reference dixonvalve.com for flange bolt hole drilling circle standards
- flanges are designed to mate with 150# flange
- flanges have the same bolt hole pattern as an ANSI 150 lb. flange, the thickness may vary

Size	*356T6 Aluminum* Part #	Flange Thick.	*Unplated Malleable Iron* Part #	Flange Thick.	*316 Stainless Steel* Part #	Flange Thick.
1"	---	—	---	—	***100-AL-SS***	9/16"
1½"	---	—	---	—	***150-AL-SS***	11/16"
2"	***200-AL-AL***	¾"	---	—	***200-AL-SS***	7/16"
3"	***300-AL-AL***	⅝"	***300-AL-MI***	⅝"	***300-AL-SS***	7/16"
4"	***400-AL-AL***	⅝"	---	—	***400-AL-SS***	7/16"
6"	***600-AL-AL***	⅝"	---	—	***600-AL-SS***	5/8"
8"	***800-AL-AL*** [1]	1⅛"	---	—	---	---

[1] part is produced as a welded fabrication
- For flange dimensions, diagrams and additional information please reference dixonvalve.com.

Adapter x 150# ANSI Flange

Feature:
- global product made to Dixon® specifications

Size	*316 Stainless Steel* Part #	Flange Thickness
2"	***200-AL-SSANSI***	¾"
3"	***300-AL-SSANSI***	15/16"

- For flange dimensions, diagrams and additional information please reference dixonvalve.com.

Dixon® Coupler x 150# Flange

Feature:
- Buna-N gasket standard, other gaskets available on pages 167 - 170

Size	*356T6 Aluminum* Part #	Flange Thick	*316 Stainless Steel* Part #	Flange Thick.
1"	---	---	***100-DL-SS***	21/32"
1½"	---	---	***150-DL-SS***	25/32"
2"	***200-DL-AL***	3/4"	***200-DL-SS***	7/16"
3"	***300-DL-AL***	15/16"	***300-DL-SS***	7/16"
4"	***400-DL-AL***	15/16"	***400-DL-SS***	7/16"
6"	***600-DL-AL***	1"	***600-DL-SS***	5/8"
8"	***800-DL-AL*** [1]	1-1/8"	---	---

[1] part is produced as a welded fabrication
- For flange dimensions, diagrams and additional information please reference dixonvalve.com.

EZ Boss-Lock™ Coupler x 150# Flange

Feature:
- Buna-N gasket standard, other gaskets available on pages 167 - 170

Size	*316 Stainless Steel* Part #	Flange Thickness
1"	***RDL100EZ*** [1]	9/16"
1½"	***RDL150EZ*** [1]	11/16"
2"	***RDL200EZ***	7/16"
3"	***RDL300EZ*** [1]	7/16"
4"	***RDL400EZ*** [1]	7/16"
6"	***RDL600EZ*** [1]	1"

[1] parts are produced as a welded fabrication
- For flange dimensions, diagrams and additional information please reference dixonvalve.com.

MURDOCK industrial | Sales@MurdockIndustrial.com www.HoseWarehouse.com | Phone: 330-535-7105 Fax: 330-535-1125 | Skype: MurdockIndustrial

Features:

- not all configurations are stocked
- Boss-Lock™ versions are also available, consult Dixon® for pricing and availability
- CAD models are for reference only, consult Dixon® for specific dimensions
- final weld preparation, as with all weld fittings, is the responsibility of the welder

Dixon® Coupler Socket Weld to Schedule 40 Pipe

Size	Bore	*356T6 Aluminum* Part #	*316 Stainless Steel* Part #
¾"	1.065	---	***75DWSPSS***
1"	1.330	***100DWSPAL***	***100DWSPSS***
1½"	1.915	***150DWSPAL***	***150DWSPSS***
2"	2.390	***200DWSPAL***	***200DWSPSS***
3"	3.530	***300DWSPAL***	***300DWSPSS***
4"	4.530	***400DWSPAL***	***400DWSPSS***
5"	5.562	***500DWSPAL***	***500DWSPSS***
6"	6.655	***600DWSPAL***	***600DWSPSS***
8"	8.711	***800DWSPAL*** [1]	---

[1] Dixon® and Boss-Lock™ cam & groove couplings *do not interchange in the 8" size*. The 8" Dixon® design has 4 cam arms.

Dixon® Coupler Butt Weld to Schedule 40 Pipe/Socket Weld to Nominal Tubing

Size	Bore	*356T6 Aluminum* Part #	*316 Stainless Steel* Part #
¾"	.765	---	***75DWBPSTSS***
1"	1.015	---	***100DWBPSTSS***
1½"	1.515	***150DWBPSTAL***	***150DWBPSTSS***
2"	2.015	***200DWBPSTAL***	***200DWBPSTSS***
3"	3.015	***300DWBPSTAL***	***300DWBPSTSS***
4"	4.015	***400DWBPSTAL***	***400DWBPSTSS***
5"	5.015	***500DWBPSTAL***	---
6"	6.020	***600DWBPSTAL***	---

EZ Boss-Lock™ Coupler Socket Weld to Schedule 40 Pipe

Size	Bore	*316 Stainless Steel* Part #
¾"	1.065	***RDWSP075EZ***
1"	1.330	***RDWSP100EZ***
1½"	1.915	***RDWSP150EZ***
2"	2.390	***RDWSP200EZ***
3"	3.530	***RDWSP300EZ***
4"	4.530	***RDWSP400EZ***
6"	6.655	***RDWSP600EZ***

MURDOCK industrial | Sales@MurdockIndustrial.com www.HoseWarehouse.com | Phone: 330-535-7105 Fax: 330-535-1125 | Skype: MurdockIndustrial

Cam & Groove

EZ Boss-Lock™ Coupler Butt Weld to Schedule 40 Pipe / Socket Weld to Nominal Tubing

- Buna-N gaskets standard, other gaskets available on pages 167 - 170

Size	Bore	*316 Stainless Steel* Part #
¾"	.765	***RDWBPST075EZ***
1"	1.015	***RDWBPST100EZ***
1½"	1.515	***RDWBPST150EZ***
2"	2.015	***RDWBPST200EZ***
3"	3.015	***RDWBPST300EZ***
4"	4.015	***RDWBPST400EZ***
6"	6.020	***RDWBPST600EZ***

C

Adapter Socket Weld to Schedule 40 Pipe

- not all configurations are stocked

Size	Bore	*356T6 Aluminum* Part #	*316 Stainless Steel* Part #
¾"	1.065	---	***75AWSPSS***
1"	1.330	---	***100AWSPSS***
1½"	1.915	***150AWSPAL***	***150AWSPSS***
2"	2.390	***200AWSPAL***	***200AWSPSS***
3"	3.530	***300AWSPAL***	***300AWSPSS***
4"	4.530	***400AWSPAL***	***400AWSPSS***
5"	5.593	***500AWSPAL***	***500AWSPSS***
6"	6.655	***600AWSPAL***	***600AWSPSS***
8" DIX	8.711	***800AWSPAL*** [1]	---
8" BL	8.711	***801AWSPAL*** [1]	---

[1] Dixon® and Boss-Lock™ cam & groove couplings *do not interchange in the 8" size*.
- final weld preparation, as with all weld fittings, is the responsibility of the welder

Adapter Butt Weld to Schedule 40 Pipe/Socket Weld to Nominal Tubing

Size	Bore	*356T6 Aluminum* Part #	*316 Stainless Steel* Part #
¾"	.765	---	***75AWBPSTSS***
1"	1.015	---	***100AWBPSTSS***
1½"	1.515	***150AWBPSTAL***	***150AWBPSTSS***
2"	2.015	***200AWBPSTAL***	***200AWBPSTSS***
3"	3.015	***300AWBPSTAL***	***300AWBPSTSS***
4"	4.015	***400AWBPSTAL***	***400AWBPSTSS***
5"	5.015	***500AWBPSTAL***	***500AWBPSTSS***
6"	6.020	***600AWBPSTAL***	***600AWBPSTSS***
8" BL	8.035	***801AWBPSTAL*** [1]	---

[1] Dixon® and Boss-Lock™ cam & groove couplings *do not interchange in the 8" size*.

MURDOCK industrial | Sales@MurdockIndustrial.com www.HoseWarehouse.com | Phone: 330-535-7105 Fax: 330-535-1125 | Skype: MurdockIndustrial

Boss-Lock™ Coupler x Tube with 45° Cut

Application:
- for use on trailer relief valves

Features:
- butt weld to tubing
- Buna-N gaskets standard, other gaskets available on pages 167 - 170
- All Boss-Lock™ couplers are supplied with pull-ring safety clips

Size	*356T6 Aluminum* Part #
2"	***AC200TUBE***

In-Line Sight Glasses

Application:
- designed for dry bulk transfer hose

Materials:
- body: aluminum
- seals: Buna
- sight glass: acrylic
- hardware: stainless steel
- cam arms (where applicable): bronze

Feature:
- not intended for liquid service, for dry bulk transfer *only*

Coupler x Adapter

Size	*Aluminum* Part #
3" x 3"	***3533CA***
3" x 4"	***3534CA***
4" x 3"	***3543CA***
4" x 4"	***3544CA***

Adapter x Adapter

Size	*Aluminum* Part #
3" x 3"	***3533AA***
3" x 4"	***3534AA***
4" x 4"	***3544AA***

Coupler x Coupler

Size	*Aluminum* Part #
3" x 3"	***3533CC***
4" x 3"	***3543CC***
4" x 4"	***3544CC***

MURDOCK industrial | Sales@MurdockIndustrial.com www.HoseWarehouse.com | Phone: 330-535-7105 Fax: 330-535-1125 | Skype: MurdockIndustrial

Adapter x Female NPSM

Application:
- used in the delivery of dry goods

Features:
- cork buna gaskets are standard in threaded end
- pressure rating is based on the seal of the mating part, see ratings on page 124
- replacement gasket; ***400GAGFI***

Size	*356T6 Aluminum* Part #
4"	***400-AS-AL***

Boss-Lock™ Coupler x Female NPSM

Features:
- Buna-N gasket standard, other gaskets available on pages 167 - 170
- All Boss-Lock™ couplers are supplied with pull-ring safety clips

Size	*356T6 Aluminum* Part #
4"	***ADS400***

Dixon® Coupler x Adapter Wye

Feature:
- Buna-N gasket standard, other gaskets available on pages 167 - 170

Size	*356T6 Aluminum* Part #
2"	***200YDAAAL***

MURDOCK industrial | Sales@MurdockIndustrial.com www.HoseWarehouse.com | Phone: 330-535-7105 Fax: 330-535-1125 | Skype: MurdockIndustrial

Dixon® Cam & Groove Handles

Features:
- stainless steel pins standard with all assemblies
- roll pins are 302 stainless, solid pins are 303 stainless
- pull rings are standard on sizes 1¼" thru 6", optional on other sizes
- Domestic Dixon® standard handle assemblies are only to be used with standard Dixon® parts (not global). Handles do not interchange with other manufacturer's handles or couplers.

brass

316 sintered stainless steel

316 investment stainless steel

Coupler Size	Description	*Brass* Part #	*316 Sintered Stainless Steel* Part #
½"	cam arm and pin	---	***50-HP-SP***
¾"	cam arm and pin	---	***75-HP-SP***
1"	cam arm and pin	---	***100-HP-SP***
1¼" - 2½"	cam arm, ring and pin	***200-HRP-BR***	***200-HRP-SP***
3" - 5"	cam arm, ring and pin	***300-HRP-BR***	***300-HRP-SP***
6"	cam arm, ring and pin	***600-HRP-BR***	---
8"	cam arm and pin	***800-HNP-BR***	---

Coupler Size	Description	*316 Investment Stainless Steel* Part #
2"	cam arm, ring and pin	***200-HSCRP-SI***
3"	cam arm, ring and pin	***300-HSCRP-SI***
6"	cam arm, ring and pin	***600-HRP-SI***

Dixon® Cam & Groove Locking Handles for Dust Caps

Features:
- Dixon® locking handles are only to be used with standard Dixon® parts (not global). Handles do not interchange with other manufacturer's handles or couplers.
- not supplied with pins

200-LH-SI

300-LH-BR

Coupler Size	Hole Diameter	*Brass* Part #	*316 Investment Stainless Steel* Part #
2"	9/32"	***200-LH-BR***	***200-LH-SI***
3"	5/16"	***300-LH-BR***	***300-LH-SI***
4"	⅜"	***400-LH-BR***	***400-LH-SI***

Boss-Lock™ Cam & Groove Handles

Feature:
- Boss-Lock™ handles should only be used with Boss-Lock™ parts. Handles do not interchange with other manufacturer's handles or couplers.

IHSC152

IH6

Coupler Size	*Brass* Part #	*316 Investment Stainless Steel* Part #	*Plated Iron* Part #
¾" - 1"	***BHSC175***	***RHSC175***	---
1¼" - 2½"	***BHSC152***	***RHSC152***	***IHSC152***
3" and 4"	***BHSC34***	***RHSC34***	***IHSC34***

Coupler Size	*Brass* Part #	*Plated Iron* Part #
6" and 8"	***BH6***	***IH6***

MURDOCK industrial | Sales@MurdockIndustrial.com www.HoseWarehouse.com | Phone: 330-535-7105 Fax: 330-535-1125 | Skype: MurdockIndustrial

EZ Boss-Lock™ Cam & Groove Handles

Features:
- investment cast stainless steel cam arm and lever
- 316 stainless steel spring
- stainless steel pin, washer, plated carbon steel pull ring

Coupler Size	*Brass* Part #
¾" - 1"	***RHEZ175***
1¼" - 2½"	***RHEZ152***
3" - 5"	***RHEZ34***
6" and 8"	***RHEZ6***

Under no circumstances should the EZ Boss-Lock™ cam arms be used on any fitting not specifically produced for their use. The aluminum, brass and iron are made from sand castings. To ensure proper functioning of the EZ Boss-Lock™ cam arm assemblies, we sort the castings to ensure there is sufficient length and orientation on the lugs on the main casting to engage the lever. We also buff or grind the rougher sand cast surface to ensure that the lever will move freely. *The EZ Boss-Lock™ cam arms cannot be retrofitted onto existing aluminum, brass or plated iron Boss-Lock™ already in service.*

Dixon® Coupling Paddle Handles

316 investment cast stainless steel

brass

Features:
- Dixon® paddle handles are only to be used with standard Dixon® parts (not global). Handles do not interchange with other manufacturer's handles or couplers.
- not supplied with pins

Coupler Size	*Brass* Part #	*316 Investment Cast Stainless Steel* Part #
3" and 4"	***300H-PADBR***	***300H-PADSS***

MURDOCK industrial | Sales@MurdockIndustrial.com www.HoseWarehouse.com | Phone: 330-535-7105 Fax: 330-535-1125 | Skype: MurdockIndustrial

Cam & Groove Gasket Dimensions

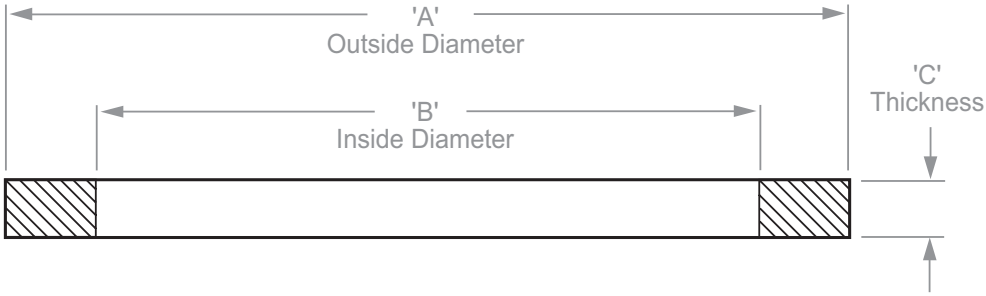

- nominal dimensions for elastomeric cam & groove gaskets are listed
- ID's of the PTFE envelope gaskets and the PTFE accordion gaskets are *1/16" smaller than* the ID's for the elastomeric gaskets shown below
- thickness of PTFE accordion gaskets may vary from chart below

Size	Part #	Dimensions		
		A	B	C
½"	***50-G*** [1]	1-1/32"	11/16"	.156"
¾"	***75-G***	1-3/8"	7/8"	.218"
1"	***100-G***	1-9/16"	1-1/16"	.250"
1¼"	***125-G***	1-15/16"	1-23/64"	.250"
1½"	***150-G***	2-3/16"	1-5/8"	.250"
2"	***200-G***	2-5/8"	2"	.250"
2½"	***250-G***	3-1/8"	2-3/8"	.250"
3"	***300-G***	3-23/32"	3"	.250"
4"	***400-G***	4-7/8"	4"	.250"
5"	***500-G***	5-15/16"	4-7/8"	.250"
6"	***600-G***	7-1/16"	6"	.250"
8"	***800-G*** [1]	9-5/16"	8-1/8"	.343"

[1] No interchange standard exists for the ½" and 8" fittings. Generally, these sizes do not interchange with other manufacturer's products. As such, the gaskets in these sizes are not suitable for use in other manufacturers' couplings.

Cam & Groove Gasket Color Codes

Gasket Code [1]	Material	Color	Color code stripes (*appear on the OD of the gasket or filler*)
-BU	*Buna-N* (standard in all metal fittings)	black	1 blue
-BF	*Buna* (formulated for fuel service)	black	1 green
-VI	*FKM*	black	1 yellow
-THK	*Extra Thick Buna*	black	2 blue
-EPR	*Ethylene Propylene*	black	1 white
-NE	*Neoprene*	black	1 red
-WNE	*White Neoprene*, FDA approved material	white	none
-WB	*White Buna-N*, FDA approved material	white	blue
-SIL	*Silicone*	red	none
-TF	*PTFE* (TFE) envelope with *Buna-N* filler	white / black	1 blue
TFVI	*PTFE* (TFE) envelope with *FKM* filler	white / black	1 yellow
TFWB	*PTFE* (TFE) envelope with *White Buna-N* filler, FDA approved materials	white / white	blue
TFEP	*PTFE* (TFE) envelope with *Ethylene Propylene* filler	white / black	1 white stripe
-TES	*PTFE* (FEP) encapsulated *Silicone* core, FDA approved materials	translucent / red	none
-TEV	*PTFE* (FEP) encapsulated *FKM* core	translucent / black	none
TFACC	*PTFE* (TFE) accordion, FDA approved materials	white	none

[1] part number suffix

Since other manufacturer's coding systems vary, this chart should not be used as a reference in identifying gaskets of unknown origin.

MURDOCK industrial | Sales@MurdockIndustrial.com www.HoseWarehouse.com | Phone: 330-535-7105 Fax: 330-535-1125 | Skype: MurdockIndustrial

Cam & Groove Gaskets

Buna-N

FKM

Size	*Buna-N* Part #	*FKM* Part #
½"	***50-G-BU***	***50-G-VI***
¾"	***75-G-BU***	***75-G-VI***
1"	***100-G-BU***	***100-G-VI***
1¼"	***125-G-BU***	***125-G-VI***
1½"	***150-G-BU***	***150-G-VI***
2"	***200-G-BU***	***200-G-VI***
2½"	***250-G-BU***	***250-G-VI***
3"	***300-G-BU***	***300-G-VI***
4"	***400-G-BU***	***400-G-VI***
5"	***500-G-BU***	***500-G-VI***
6"	***600-G-BU***	***600-G-VI***
8"	***800-G-BU***	***800-G-VI***

extra thick Buna-N

ethylene propylene

Size	*extra thick Buna-N* Part #	*Ethylene Propylene* Part #
¾"	***---***	***75-G-EPR***
1"	***100GTHK***	***100-G-EPR***
1¼"	***125GTHK***	***125-G-EPR***
1½"	***150GTHK***	***150-G-EPR***
2"	***200GTHK***	***200-G-EPR***
2½"	***250GTHK***	***250-G-EPR***
3"	***300GTHK***	***300-G-EPR***
4"	***400GTHK***	***400-G-EPR***
6"	***600GTHK*** NEW	***---***

neoprene

white neoprene

Size	*Neoprene* Part #	*white Neoprene* [1] Part #
¾"	***75-G-NE***	***---***
1"	***100-G-NE***	***---***
1¼"	***125-G-NE***	***---***
1½"	***150-G-NE***	***150-G-WNE***
2"	***200-G-NE***	***200-G-WNE***
2½"	***250-G-NE***	***---***
3"	***300-G-NE***	***300-G-WNE***
4"	***400-G-NE***	***400-G-WNE***
5"	***---***	***500-G-WNE***
6"	***---***	***600-G-WNE***

[1] white neoprene gaskets contain FDA approved materials

white Buna-N

silicone

Size	*white Buna-N* [1] Part #	*Silicone* Part #
1½"	***---***	***150-G-SIL***
2"	***---***	***200-G-SIL***
3"	***300-G-WB***	***300-G-SIL***
4"	***400-G-WB***	***400-G-SIL***

[1] white Buna-N gaskets contain FDA approved materials

MURDOCK industrial | Sales@MurdockIndustrial.com www.HoseWarehouse.com | Phone: 330-535-7105 Fax: 330-535-1125 | Skype: MurdockIndustrial

Fuel Gaskets

Size	Material	Part #
1½"	*Buna*	***150-G-BF***
2"	*Buna*	***200-G-BF***
3"	*Buna*	***300-G-BF***
4"	*Buna*	***400-G-BF***
3"	*extra thick Buna-N*	***300GTHKBF***
4"	*extra thick Buna-N*	***400GTHKBF***

Cam & Groove Envelope Gaskets

Features:

- *PTFE white Buna* filler (TFWB) contains FDA approved materials
- maximum operating temperatures for specific chemicals may be lower, contact Dixon® for specific recommendations

Size	*PTFE (TFE) with Buna-N filler* Part #	*PTFE (TFE) with FKM filler* Part #
½"	***50-G-TF***	***50-G-TF-VI***
¾"	***75-G-TF***	***75-G-TF-VI***
1"	***100-G-TF***	***100GTFVI***
1¼"	***125-G-TF***	***125GTFVI***
1½"	***150-G-TF***	***150GTFVI***
2"	***200-G-TF***	***200GTFVI***
2½"	***250-G-TF***	***250GTFVI***
3"	***300-G-TF***	***300GTFVI***
4"	***400-G-TF***	***400GTFVI***
6"	***600-G-TF***	***600GTFVI***



envelope

Size	*PTFE (TFE) with white Buna-N filler* Part #	*PTFE (TFE) with Ethylene Propylene filler* Part #
1½"	***---***	***150GTFEP***
2"	***200GTFWB***	***200GTFEP***
3"	***300GTFWB***	***300GTFEP***
4"	***400GTFWB***	***---***
5"	***500GTFWB***	***---***

The torque (force) required to close the handles on a pair of cam and groove fittings will vary according to the gasket chosen. Due to the nature of the PTFE material, the various PTFE gasket designs will require the most torque, increasing as you go from envelope to encapsulated, and finally, accordion.

MURDOCK industrial | Sales@MurdockIndustrial.com www.HoseWarehouse.com | Phone: 330-535-7105 Fax: 330-535-1125 | Skype: MurdockIndustrial

Cam & Groove Encapsulated Gaskets

encapsulated

Features:

- *PTFE encapsulated silicone* (TES) gaskets contain FDA approved materials
- encapsulated gasket pressure ratings are reduced to **125 PSI** for ¾" - 4" at ambient temperature **70°F (21°C)**
- *PTFE encapsulated FKM* (TEV) gaskets - maximum operating temperature **200°F (93°C)**
- *PTFE encapsulated silicone* (TES) gaskets - maximum operating temperature **225°F (107°C)**
- maximum operating temperatures for specific chemicals may be lower, contact Dixon® for specific recommendations

Size	*PTFE (FEP) encapsulated silicone* Part #	*PTFE (FEP) encapsulated FKM* Part #
¾"	***75-G-TES***	***75-G-TEV***
1"	***100-G-TES***	***100-G-TEV***
1¼"	***125-G-TES***	***125-G-TEV***
1½"	***150-G-TES***	***150-G-TEV***
2"	***200-G-TES***	***200-G-TEV***
2½"	***250-G-TES***	***250-G-TEV***
3"	***300-G-TES***	***300-G-TEV***
4"	***400-G-TES***	***400-G-TEV***

Cam & Groove Accordion Gaskets

Features:

- *PTFE* accordion gaskets (TFACC) are recommended for use with viscous (thick) fluids only
- maximum operating temperatures for specific chemicals may be lower, contact Dixon® for specific recommendations

accordion

Size	*PTFE (TFE)* Part #
¾"	***75GTFACC***
1"	***100GTFACC***
1¼"	***125GTFACC***
1½"	***150GTFACC***
2"	***200GTFACC***
3"	***300GTFACC***

The torque (force) required to close the handles on a pair of cam & groove fittings will vary according to the gasket chosen. Due to the nature of the PTFE material, the various PTFE gasket designs will require the most torque, increasing as you go from envelope to encapsulated, and finally, accordion.

MURDOCK industrial | Sales@MurdockIndustrial.com www.HoseWarehouse.com | Phone: 330-535-7105 Fax: 330-535-1125 | Skype: MurdockIndustrial

Witches Hat Strainers

Features:
- used with female cam and groove couplings
- pre-attached Buna-N gasket

Size	*304 Stainless Steel* Part #
3"	***WH300-A***
4"	***WH400-A***

Gaskets for Witches Hat Strainers

Size	*Buna-N Gasket* Part #
3"	***WH300-G***
4"	***WH400-G***

Disk Strainers

Feature:
- threads into bottom of female NPT fitting to protect equipment from large contaminants

Size	Hole Size	*6061T6 Aluminum* Part #	*304 Investment Cast Stainless Steel* Part #
2"	¼"	***SDA200***	**SDS200**
3"	¼"	***SDA300***	**SDS300**
4"	¼"	***SDA400***	**SDS400**

Pull Ring Safety Clips for Boss-Lock™

Coupler Size	*Carbon Steel* Part #	*316 Stainless Steel* Part #
¾" - 1"	***---***	***100PRSCSS***
1¼" - 2½"	***200PRSCCS***	***200PRSCSS***
3" and 4"	***300PRSCCS***	***300PRSCSS***

Pull Rings

304 Stainless Steel Part #
R200SS

Sash Chain with Pull Rings

Feature:
- brass chain, plated steel pull ring

Length	Part #
4½"	***J125***
6½"	***J150***
8½"	***J300***
12¾"	***J500***

MURDOCK industrial | Sales@MurdockIndustrial.com www.HoseWarehouse.com | Phone: 330-535-7105 Fax: 330-535-1125 | Skype: MurdockIndustrial

Abrasion Resistant Inserts

400-A-INSERT

400-C-INSERTAL

Features:
- extends the life of adapters when transferring proppant to storage tanks
- available for multiple adapter and multiple coupler materials

Description	*UHMW Polyethylene* Part #
to be used with ***400-A-AL***, ***400-A-BR***, ***400-A-MI, 400-A-SS***	***400-A-INSERT***
to be used with ***400-C-AL***	***400-C-INSERTAL***
to be used with ***400-C-MI***	***400-C-INSERTMI***

Clip for Boss-Lock™ Couplings

Feature:
- .072 stainless steel wire

Stainless Steel Part #
AC7

Clip Assembly

Features:
- for use with Boss-Lock™ couplings
- includes pull ring, chain and AC3 clip

CarbonSteel Part #
BLCA152CS

Jack Chain with S-Hook

Length	Material	Part #	Optional Qty
6"	*brass*	***CH-B-6***	10
12"	*brass*	***CH-B-12***	10
24"	*brass*	***CH-B-24***	---
12"	*carbon steel*	***CH-C-12***	10
6"	*stainless*	***CH-SS-6***	10
12"	*stainless*	***CH-SS-12***	10
24"	*stainless*	***CH-SS-24***	10

Locking Cam Arm Velcro® Straps

Application:
- use with cam & groove couplers to prevent spills, secure from damage, and hold in place during transport

coupler sold separately

Features:
- used on the female end of a cam & groove coupler
- high visibility orange hook and loop with metal buckle provides strength, durability and long life
- temperature range: **-70°F to 200°F (-57°C** to **93°C)**

Length	Used On	Part #
12"	fits up to 1½" coupler	***CVS12***
18"	fits up to 3" coupler	***CVS18***
24"	fits up to 5" coupler	***CVS24***
36"	fits up to 8" coupler	***CVS36***

MURDOCK industrial | Sales@MurdockIndustrial.com www.HoseWarehouse.com | Phone: 330-535-7105 Fax: 330-535-1125 | Skype: MurdockIndustrial

Lanyards with Clip for Boss-Lock™ Couplings

ACL2



ACL3

Materials:
- clip: carbon steel
- lanyard: nylon

Coupler Size	Part #
¾" - 1"	***ACL4***
1¼" - 4"	***ACL2***
6"	***ACL3***

PVC Coated Lanyards



Material:
- PVC coated carbon steel with aluminum crimp sleeves

Feature:
- one end factory crimped, one end uncrimped for field installation

Length	Part #
15"	***CAL15***
25"	***CAL25***

Lanyard for Boss-Lock™ Couplings

Feature:
- breaking strength: 160 lbs.

Overall Length	*304 Stainless* Part #
7"	***LR7***

MURDOCK industrial | Sales@MurdockIndustrial.com www.HoseWarehouse.com | Phone: 330-535-7105 Fax: 330-535-1125 | Skype: MurdockIndustrial

Global Type A Adapters

adapter x female NPT

Features:

- interchanges with all products produced to A-A-59326D
- pressure rating for adapters is based on the seal of the mating part

ASTMC38000 forged brass

Size	*A380 Permanent Mold Aluminum* Part #	*ASTMC38000 Forged Brass* Part #
½"	***G50-A-AL*** [1]	***G50-A-BR*** [1]
¾"	***G75-A-AL***	***G75-A-BR***
1"	***G100-A-AL***	***G100-A-BR***
1¼"	***G125-A-AL***	***G125-A-BR***
1½"	***G150-A-AL***	***G150-A-BR***
2"	***G200-A-AL***	***G200-A-BR***
2½"	***G250-A-AL***	***G250-A-BR***
3"	***G300-A-AL***	***G300-A-BR***
4"	***G400-A-AL***	***G400-A-BR***
5"	***G500-A-AL*** [1]	***G500-A-BR*** [1]
6"	***G600-A-AL***	---
8"	***G800-A-AL*** [1]	---

Size	*316 Investment Cast Stainless Steel* Part #
½"	***G50-A-SS*** [1]
¾"	***G75-A-SS***
1"	***G100-A-SS***
1¼"	***G125-A-SS***
1½"	***G150-A-SS***
2"	***G200-A-SS***
2½"	***G250-A-SS***
3"	***G300-A-SS***
4"	***G400-A-SS***
6"	***G600-A-SS***

[1] No standard exists for the ½", 5" and 8", and generally these sizes do not interchange with other manufacturers.

MURDOCK industrial | Sales@MurdockIndustrial.com www.HoseWarehouse.com | Phone: 330-535-7105 Fax: 330-535-1125 | Skype: MurdockIndustrial

Global Type B Couplers

coupler x male NPT

Features:

- interchanges with all products produced to A-A-59326D
- Buna seals standard

Size	*A380 Permanent Mold A with Brass Handles* Part #	*ASTMC38000 Forged Brass* Part #
½"	***G50-B-AL*** [1, 2]	***G50-B-BR*** [1, 2]
¾"	***G75-B-AL*** [2]	***G75-B-BR*** [2]
1"	***G100-B-AL*** [2]	***G100-B-BR*** [2]
1¼"	***G125-B-AL***	***G125-B-BR***
1½"	***G150-B-AL***	***G150-B-BR***
2"	***G200-B-AL***	***G200-B-BR***
2½"	***G250-B-AL***	***G250-B-BR***
3"	***G300-B-AL***	***G300-B-BR***
4"	***G400-B-AL***	***G400-B-BR***
5"	***G500-B-AL*** [1]	***G500-B-BR*** [1]
6"	***G600-B-AL***	---

Size	*316 Investment Cast Stainless Steel* Part #	*A380 Permanent Mold Aluminum with Investment Stainless Handles* Part #
½"	***G50-B-SS*** [1]	---
¾"	***G75-B-SS***	---
1"	***G100-B-SS***	---
1¼"	***G125-B-SS***	---
1½"	***G150-B-SS***	***G150-B-ALSI***
2"	***G200-B-SS***	***G200-B-ALSI***
2½"	***G250-B-SS***	---
3"	***G300-B-SS***	***G300-B-ALSI***
4"	***G400-B-SS***	***G400-B-ALSI***
6"	***G600-B-SS***	---

A380 permanent mold aluminum

[1] No standard exists for the ½", 5" and 8", and generally these sizes do not interchange with other manufacturers.

[2] supplied with stainless steel handles

MURDOCK industrial | Sales@MurdockIndustrial.com www.HoseWarehouse.com | Phone: 330-535-7105 Fax: 330-535-1125 | Skype: MurdockIndustrial

Global Type C Couplers

coupler x hose shank

A380 permanent mold aluminum

Features:

- interchanges with all products produced to A-A-59326D
- Buna seals are standard

Size	*A380 Permanent Mold Aluminum with Brass Handles* Part #	*ASTMC38000 Forged Brass* Part #
½"	***G50-C-AL*** [1, 2]	***G50-C-BR*** [1, 2]
¾"	***G75-C-AL*** [2]	***G75-C-BR*** [2]
1"	***G100-C-AL*** [2]	***G100-C-BR*** [2]
1¼"	***G125-C-AL***	***G125-C-BR***
1½"	***G150-C-AL***	***G150-C-BR***
2"	***G200-C-AL***	***G200-C-BR***
2½"	***G250-C-AL***	***G250-C-BR***
3"	***G300-C-AL***	***G300-C-BR***
4"	***G400-C-AL***	***G400-C-BR***
5"	***G500-C-AL*** [1]	***G500-C-BR*** [1]
6"	***G600-C-AL***	---
8"	***G800-C-AL*** [1]	---

Size	*316 Investment Cast Stainless Steel* Part #	*A380 Permanent Mold Aluminum with Investment Stainless Handles* Part #
½"	***G50-C-SS*** [1]	---
¾"	***G75-C-SS***	---
1"	***G100-C-SS***	---
1¼"	***G125-C-SS***	---
1½"	***G150-C-SS***	***G150-C-ALSI***
2"	***G200-C-SS***	***G200-C-ALSI***
2½"	***G250-C-SS***	---
3"	***G300-C-SS***	***G300-C-ALSI***
4"	***G400-C-SS***	***G400-C-ALSI***
6"	***G600-C-SS***	---

[1] No standard exists for the ½", 5" and 8", and generally these sizes do not interchange with other manufacturers.
[2] supplied with stainless steel handles

- see page 109 for Global Crimp Type C couplers

MURDOCK industrial | Sales@MurdockIndustrial.com www.HoseWarehouse.com | Phone: 330-535-7105 Fax: 330-535-1125 | Skype: MurdockIndustrial

Global Type D Couplers

coupler x female NPT

Features:

- interchanges with all products produced to A-A-59326D
- Buna seals are standard

Size	*A380 Permanent Mold Aluminum with Brass Handles* Part #	*ASTMC38000 Forged Brass* Part #
½"	***G50-D-AL*** [1, 2]	***G50-D-BR*** [1, 2]
¾"	***G75-D-AL*** [2]	***G75-D-BR*** [2]
1"	***G100-D-AL*** [2]	***G100-D-BR*** [2]
1¼"	***G125-D-AL***	***G125-D-BR***
1½"	***G150-D-AL***	***G150-D-BR***
2"	***G200-D-AL***	***G200-D-BR***
2½"	***G250-D-AL***	***G250-D-BR***
3"	***G300-D-AL***	***G300-D-BR***
4"	***G400-D-AL***	***G400-D-BR***
5"	***G500-D-AL*** [1]	***G500-D-BR*** [1]
6"	***G600-D-AL***	---

Size	*316 Investment Cast Stainless Steel* Part #	*A380 Permanent Mold Aluminum with Investment Stainless Handles* Part #
½"	***G50-D-SS*** [1]	---
¾"	***G75-D-SS***	---
1"	***G100-D-SS***	---
1¼"	***G125-D-SS***	---
1½"	***G150-D-SS***	***G150-D-ALSI***
2"	***G200-D-SS***	***G200-D-ALSI***
2½"	***G250-D-SS***	---
3"	***G300-D-SS***	***G300-D-ALSI***
4"	***G400-D-SS***	***G400-D-ALSI***
6"	***G600-D-SS***	---

316 investment cast stainless steel

[1] No standard exists for the ½" and 5", and generally these sizes do not interchange with other manufacturers.

[2] stainless steel handles

MURDOCK industrial | Sales@MurdockIndustrial.com www.HoseWarehouse.com | Phone: 330-535-7105 Fax: 330-535-1125 | Skype: MurdockIndustrial

Global Type E Adapters

adapter x hose shank

A380 permanent mold aluminum

Features:

- interchanges with all products produced to A-A-59326D
- pressure rating for adapters is based on the seal of the mating part

Size	*A380 Permanent Mold Aluminum* Part #	*ASTMC38000 Forged Brass* Part #	*316 Investment Cast Stainless Steel* Part #
½"	***G50-E-AL*** [1]	***G50-E-BR*** [1]	***G50-E-SS*** [1]
¾"	***G75-E-AL***	***G75-E-BR***	***G75-E-SS***
1"	***G100-E-AL***	***G100-E-BR***	***G100-E-SS***
1¼"	***G125-E-AL***	***G125-E-BR***	***G125-E-SS***
1½"	***G150-E-AL***	***G150-E-BR***	***G150-E-SS***
2"	***G200-E-AL***	***G200-E-BR***	***G200-E-SS***
2½"	***G250-E-AL***	***G250-E-BR***	***G250-E-SS***
3"	***G300-E-AL***	***G300-E-BR***	***G300-E-SS***
4"	***G400-E-AL***	***G400-E-BR***	***G400-E-SS***
5"	***G500-E-AL*** [1]	***G500-E-BR*** [1]	---
6"	***G600-E-AL***	---	***G600-E-SS***
8"	***G800-E-AL*** [1]	---	---

[1] No standard exists for the ½", 5" and 8", and generally these sizes do not interchange with other manufacturers.

Global Type F Adapters

adapter x male NPT

ASTMC38000 forged brass

Features:

- interchanges with all products produced to A-A-59326D
- pressure rating for adapters is based on the seal of the mating part

Size	*A380 Permanent Mold Aluminum* Part #	*ASTMC38000 Forged Brass* Part #	*316 Investment Cast Stainless Steel* Part #
½"	***G50-F-AL*** [1]	***G50-F-BR*** [1]	***G50-F-SS*** [1]
¾"	***G75-F-AL***	***G75-F-BR***	***G75-F-SS***
1"	***G100-F-AL***	***G100-F-BR***	***G100-F-SS***
1¼"	***G125-F-AL***	***G125-F-BR***	***G125-F-SS***
1½"	***G150-F-AL***	***G150-F-BR***	***G150-F-SS***
2"	***G200-F-AL***	***G200-F-BR***	***G200-F-SS***
2½"	***G250-F-AL***	***G250-F-BR***	***G250-F-SS***
3"	***G300-F-AL***	***G300-F-BR***	***G300-F-SS***
4"	***G400-F-AL***	***G400-F-BR***	***G400-F-SS***
5"	***G500-F-AL*** [1]	***G500-F-BR*** [1]	---
6"	***G600-F-AL***	---	***G600-F-SS***

[1] No standard exists for the ½" and 8", and generally these sizes do not interchange with other manufacturers.

MURDOCK industrial | Sales@MurdockIndustrial.com www.HoseWarehouse.com | Phone: 330-535-7105 Fax: 330-535-1125 | Skype: MurdockIndustrial

Global Type DC Dust Caps

Features:

- interchanges with all products produced to A-A-59326D
- Buna seals are standard
- *Dust caps and dust plugs are not to be used in pressure applications for safety and environmental reasons*

Size	*A380 Permanent Mold Aluminum with Brass Handles* Part #	*ASTMC38000 Forged Brass* Part #
½"	***G50-DC-AL*** [1, 2]	***G50-DC-BR*** [1, 2]
¾"	***G75-DC-AL*** [2]	***G75-DC-BR*** [2]
1"	***G100-DC-AL*** [2]	***G100-DC-BR*** [2]
1¼"	***G125-DC-AL***	***G125-DC-BR***
1½"	***G150-DC-AL***	***G150-DC-BR***
2"	***G200-DC-AL***	***G200-DC-BR***
2½"	***G250-DC-AL***	***G250-DC-BR***
3"	***G300-DC-AL***	***G300-DC-BR***
4"	***G400-DC-AL***	***G400-DC-BR***
5"	***G500-DC-AL*** [1]	***G500-DC-BR*** [1]
6"	***G600-DC-AL***	---

Size	*316 Investment Cast Stainless Steel* Part #	*A380 Permanent Mold Aluminum with Investment Stainless Handles* Part #
½"	***G50-DC-SS*** [1]	---
¾"	***G75-DC-SS***	---
1"	***G100-DC-SS***	---
1¼"	***G125-DC-SS***	---
1½"	***G150-DC-SS***	***G150-DC-ALSI***
2"	***G200-DC-SS***	***G200-DC-ALSI***
2½"	***G250-DC-SS***	---
3"	***G300-DC-SS***	***G300-DC-ALSI***
4"	***G400-DC-SS***	***G400-DC-ALSI***
6"	***G600-DC-SS***	---

A380 permanent mold aluminum

[1] No standard exists for the ½" and 5", and generally these sizes do not interchange with other manufacturers.
[2] stainless steel handles

Global Type DP Dust Plugs

Features:

- interchanges with all products produced to A-A-59326D
- Buna seals are standard
- *Dust caps and dust plugs are not to be used in pressure applications for safety and environmental reasons*

Size	*A380 Permanent Mold Aluminum* Part #	*ASTMC38000 Forged Brass* Part #	*316 Investment Cast Stainless Steel* Part #
½"	***G50-DP-AL*** [1]	***G50-DP-BR*** [1]	***G50-DP-SS*** [1]
¾"	***G75-DP-AL***	***G75-DP-BR***	***G75-DP-SS***
1"	***G100-DP-AL***	***G100-DP-BR***	***G100-DP-SS***
1¼"	***G125-DP-AL***	***G125-DP-BR***	***G125-DP-SS***
1½"	***G150-DP-AL***	***G150-DP-BR***	***G150-DP-SS***
2"	***G200-DP-AL***	***G200-DP-BR***	***G200-DP-SS***
2½"	***G250-DP-AL***	***G250-DP-BR***	***G250-DP-SS***
3"	***G300-DP-AL***	***G300-DP-BR***	***G300-DP-SS***
4"	***G400-DP-AL***	***G400-DP-BR***	***G400-DP-SS***
5"	***G500-DP-AL*** [1]	***G500-DP-BR*** [1]	---
6"	***G600-DP-AL***	---	***G600-DP-SS***

A380 permanent mold aluminum

[1] No standard exists for the ½" and 5", and generally these sizes do not interchange with other manufacturers.

MURDOCK industrial | Sales@MurdockIndustrial.com www.HoseWarehouse.com | Phone: 330-535-7105 Fax: 330-535-1125 | Skype: MurdockIndustrial

Global Type DA Jump Size Couplings

coupler x adapter

A380 permanent mold aluminum

Features:
- interchanges with all products produced to A-A-59326D
- Buna seals standard
- pressure rating for adapters is based on the seal of the mating part

Size	*A380 Permanent Mold Aluminum* Part #	*316 Investment Cast Stainless Steel* Part #
2" x 3"	***G2030-DA-AL***	---
3" x 2"	***G3020-DA-AL***	***G3020-DA-SS***
3" x 4"	***G3040-DA-AL***	---
4" x 3"	***G4030-DA-AL***	***G4030-DA-SS***
5" x 4"	***G5040-DA-AL***	---
6" X 4"	***G6040-DA-AL***	---

Global Type AA Spool Adapters

adapter x adapter

A380 permanent mold aluminum

A380 permanent mold aluminum

Features:
- interchanges with all products produced to A-A-59326D
- pressure rating for adapters is based on the seal of the mating part

Size	*A380 Permanent Mold Aluminum* Part #	*316 Investment Cast Stainless Steel* Part #
1"	***G100-AA-AL***	---
1½"	***G150-AA-AL***	***G150-AA-SS***
1½" x 2"	***G1520-AA-AL***	---
2"	***G200-AA-AL***	***G200-AA-SS***
2" x 3"	***G2030-AA-AL***	***G2030-AA-SS***
3"	***G300-AA-AL***	***G300-AA-SS***
3" x 4"	***G3040-AA-AL***	---
4"	***G400-AA-AL***	***G400-AA-SS***

Global Type DD Couplers

coupler x coupler

A380 permanent mold aluminum

Features:
- interchanges with all products produced to A-A-59326D
- Buna seals standard

Size	*A380 Permanent Mold Aluminum* Part #	*316 Investment Cast Stainless Steel* Part #
2"	***G200-DD-AL***	***G200-DD-SS***
3"	***G300-DD-AL***	***G300-DD-SS***
4"	***G400-DD-AL***	***G400-DD-SS***

MURDOCK industrial | Sales@MurdockIndustrial.com www.HoseWarehouse.com | Phone: 330-535-7105 Fax: 330-535-1125 | Skype: MurdockIndustrial

Global Type A Jump Size Adapters

adapter x female NPT

Features:
- interchanges with all products produced to A-A-59326D
- pressure rating for adapters is based on the seal of the mating part

Size	*A380 Permanent Mold Aluminum* Part #
3" x 2"	***G3020-A-AL***
4" x 3"	***G4030-A-AL***

Global Type C Jump Size Couplers

coupler x hose shank

Features:
- interchanges with all products produced to A-A-59326D
- Buna seals standard

Size	*A380 Permanent Mold Aluminum* Part #
3" x 2"	***G3020-C-AL***
4" x 3"	***G4030-C-AL***

Global Type E Jump Size Adapters

adapter x hose shank

Features:
- interchanges with all products produced to A-A-59326D
- pressure rating for adapters is based on the seal of the mating part

Size	*A380 Permanent Mold Aluminum* Part #
3" x 2"	***G3020-E-AL***
4" x 3"	***G4030-E-AL***

- see page110 for Global Crimp Type E adapters

Global Adapter x TTMA Flange

Features:
- interchange with all products produced to A-A-59326D
- Buna seals are standard
- pressure rating for adapters is based on the seal of the mating part

Size	*356T6 Aluminum* Part #
4"	***G400-ALT-AL***

Global Coupler x TTMA Flange

Size	*356T6 Aluminum* Part #
4"	***G400-DLT-AL***

- For flange dimensions, diagrams and additional information please reference dixonvalve.com.

MURDOCK industrial | Sales@MurdockIndustrial.com www.HoseWarehouse.com | Phone: 330-535-7105 Fax: 330-535-1125 | Skype: MurdockIndustrial

Global Adapter x ANSI Flange

Size	*Aluminum* Part #
4"	***G400-AL-AL***
6"	***G600-AL-AL***

Global Coupler x ANSI Flange

Size	*Aluminum* Part #
4"	***G400-DL-AL***
6"	***G600-DL-AL***

Handles for Aluminum / Brass Global Couplers

Feature:

- supplied complete with ring and pin

Fits on sizes	*Investment Stainless* Part #
½", ¾"	***G75HRP***
1"	***G100HRP***
1½" & 2"	***G152HRPSI***
3" - 5"	***G34HRPSI***
6"	***G600HRPSI***

Fits on sizes	*Forged Brass* Part #
1¼" - 2½"	***G152HRP***
3" - 5"	***G34HRP***
6" and 8"	***G600HRP***

- Global Dixon handle assemblies are to only be used with global Dixon parts (not domestic). Handles do not interchange with other manufacturer's handles or couplers.

Handles for Stainless Global Couplers

Feature:

- supplied complete with ring and pin

Fits on sizes	*Investment Stainless* Part #
½", ¾"	***G75HRPSS***
1"	***G100HRPSS***
1¼" - 2½"	***G125250HRPSS***
3" - 5"	***G300400HRPSS***
6"	***G600HRPSS***

- Global Dixon handle assemblies are to only be used with global Dixon parts (not domestic). Handles do not interchange with other manufacturer's handles or couplers.

Safety Clip for Global Couplers

Zinc Plated Carbon Steel Part #	Bag Qty
GSAFETYCLIP	25

MURDOCK industrial | Sales@MurdockIndustrial.com www.HoseWarehouse.com | Phone: 330-535-7105 Fax: 330-535-1125 | Skype: MurdockIndustrial

Cam and Groove x NST

Features:
- powder coated aluminum adapter
- for suction and low pressure discharge only
- other sizes, configurations and materials available, contact Dixon® for information

Type A x Female NST (NH)

Adapter Size	Female NST (NH)Thread	*Aluminum* Part #
1½"	1½"	***G150-A-ALNST***
2½"	2½"	***G250-A-ALNST***
3"	2½"	***3025-A-ALNST***

Type B x Male NST (NH)

Feature:
- Buna seals standard

Coupler Size	Male NST (NH) Thread	*Aluminum* Part #
1½"	1½"	***G150-B-ALNST***
2"	1½"	***2015-B-ALNST***
2½"	2½"	***G250-B-ALNST***
3"	2½"	***3025-B-ALNST***

Type D x Female NST (NH)

Feature:
- Buna seals standard

Coupler Size	Female NST (NH) Thread	*Aluminum* Part #
1½"	1½"	***G150-D-ALNST***
2"	2½"	***2025-D-ALNST***
2½"	2½"	***G250-D-ALNST***
3"	2½"	***3025-D-ALNST***

Type F x Male NST (NH)

Adapter Size	Male NST (NH) Thread	*Aluminum* Part #
1½"	1½"	***G150-F-ALNST***
2"	2½"	***2025-F-ALNST***
2½"	2½"	***G250-F-ALNST***
3"	2½"	***3025-F-ALNST***

MURDOCK industrial | Sales@MurdockIndustrial.com www.HoseWarehouse.com | Phone: 330-535-7105 Fax: 330-535-1125 | Skype: MurdockIndustrial

Type A Adapters

adapter x female NPT

Features:

- maximum operating pressure: **125 PSI** (½" - 1"), **100 PSI** (1¼" - 2"), **60 PSI** (3") and **50 PSI** (4"); recommendations based on the use of mating Dixon® fittings at an ambient temperature of **70°F (21°C)** with standard seal installed
- ½" couplers and adapters will interchange with ¾" couplers and adapters, only the threads and barbs are ½"
- 1¼" couplers and adapters will interchange with 1½" couplers and adapters, only the threads and barbs are 1¼"
- NOT recommended for use with PTFE gaskets. NOT recommended for use with PTFE gaskets. Polypropylene cam & groove should not be mixed with metal fittings.

Size	*Glass-Filled Polypropylene* Part #	Optional Qty
¾" x ½"	***PPA50***	24
¾"	***PPA75***	24
1"	***PPA100***	24
1½" x 1¼"	***PPA125***	24
1½"	***PPA150***	24
2"	***PPA200***	24
3"	***PPA300***	24
4"	***PPA400***	8

Type B Couplers

coupler x male NPT

Features:

- supplied with EPDM gaskets, 304 stainless steel handles and pins
- maximum operating pressure: **125 PSI** (½" - 1"), **100 PSI** (1¼" - 2"), **60 PSI** (3") and **50 PSI** (4"); recommendations based on the use of mating Dixon® fittings at an ambient temperature of **70°F (21°C)** with standard seal installed
- ½" couplers and adapters will interchange with ¾" couplers and adapters, only the threads and barbs are ½"
- 1¼" couplers and adapters will interchange with 1½" couplers and adapters, only the threads and barbs are 1¼"
- replacements: gasket use EPR on page 168, key rings use **R200SS** on page 171, safety clip use **GSAFETYCLIP** on page 182
- NOT recommended for use with PTFE gaskets. Polypropylene cam & groove should not be mixed with metal fittings.

Size	*Glass-Filled Polypropylene* Part #	Optional Qty
¾" x ½"	***PPB50***	24
¾"	***PPB75***	24
1"	***PPB100***	24
1½" x 1¼"	***PPB125***	24
1½"	***PPB150***	24
2"	***PPB200***	24
3"	***PPB300***	24
4"	***PPB400***[1]	8

[1] 4" coupler has 4 handles

MURDOCK industrial | Sales@MurdockIndustrial.com www.HoseWarehouse.com | Phone: 330-535-7105 Fax: 330-535-1125 | Skype: MurdockIndustrial

Type C Couplers

coupler x hose shank

Features:

- supplied with EPDM gaskets, 304 stainless steel handles and pins
- maximum operating pressure: **125 PSI** (½" - 1"), **100 PSI** (1¼" - 2"), **60 PSI** (3") and **50 PSI** (4"); recommendations based on the use of mating Dixon® fittings at an ambient temperature of **70°F (21°C)** with standard seal installed
- ½" couplers and adapters will interchange with ¾" couplers and adapters, only the threads and barbs are ½"
- 1¼" couplers and adapters will interchange with 1½" couplers and adapters, only the threads and barbs are 1¼"
- replacements: gasket use EPR on page 168, pull rings use **R200SS** on page 171, safety clip use **GSAFETYCLIP** on page 182
- NOT recommended for use with PTFE gaskets. Polypropylene cam and groove should not be mixed with metal fittings.

Size	*Glass-Filled Polypropylene* Part #	Optional Qty
¾" x ½"	***PPC50***	24
¾"	***PPC75***	24
1"	***PPC100***	24
1½" x 1¼"	***PPC125***	24
1½"	***PPC150***	24
2"	***PPC200***	24
3"	***PPC300***	24
4"	***PPC400*** [1]	8

[1] 4" coupler has 4 handles

Type D Couplers

coupler x female NPT

Features:

- supplied with EPDM gaskets, 304 stainless steel handles and pins
- maximum operating pressure: **125 PSI** (½" - 1"), **100 PSI** (1¼" - 2"), **60 PSI** (3") and **50 PSI** (4"); recommendations based on the use of mating Dixon® fittings at an ambient temperature of **70°F (21°C)** with standard seal installed
- ½" couplers and adapters will interchange with ¾" couplers and adapters, only the threads and barbs are ½"
- 1¼" couplers and adapters will interchange with 1½" couplers and adapters, only the threads and barbs are 1¼"
- replacements: gasket use EPR on page 168, pull rings use **R200SS** on page 171, safety clip use **GSAFETYCLIP** on page 182
- NOT recommended for use with PTFE gaskets. Polypropylene cam and groove should not be mixed with metal fittings.

Size	*Glass-Filled Polypropylene* Part #	Optional Qty
¾" x ½"	***PPD50***	24
¾"	***PPD75***	24
1"	***PPD100***	24
1½" x 1¼"	***PPD125***	24
1½"	***PPD150***	24
2"	***PPD200***	24
3"	***PPD300***	24
4"	***PPD400*** [1]	8

[1] 4" coupler has 4 handles

MURDOCK industrial | Sales@MurdockIndustrial.com www.HoseWarehouse.com | Phone: 330-535-7105 Fax: 330-535-1125 | Skype: MurdockIndustrial

Type E Adapters

adapter x hose shank

Features:

- maximum operating pressure: **125 PSI** (½" - 1"), **100 PSI** (1¼" - 2"), **60 PSI** (3") and **50 PSI** (4"); recommendations based on the use of mating Dixon® fittings at an ambient temperature of **70°F (21°C)** with standard seal installed
- ½" couplers and adapters will interchange with ¾" couplers and adapters, only the threads and barbs are ½"
- 1¼" couplers and adapters will interchange with 1½" couplers and adapters, only the threads and barbs are 1¼"
- NOT recommended for use with PTFE gaskets. Polypropylene cam & groove should not be mixed with metal fittings.

Size	*Glass-Filled Polypropylene* Part #	Optional Qty
¾" x ½"	***PPE50***	24
¾"	***PPE75***	24
1"	***PPE100***	24
1½" x 1¼"	***PPE125***	24
1½"	***PPE150***	24
2"	***PPE200***	24
3"	***PPE300***	24
4"	***PPE400***	8

Type F Adapters

adapter x male NPT

Features:

- maximum operating pressure: **125 PSI** (½" - 1"), **100 PSI** (1¼" - 2"), **60 PSI** (3") and **50 PSI** (4"); recommendations based on the use of mating Dixon® fittings at an ambient temperature of **70°F (21°C)** with standard seal installed
- ½" couplers and adapters will interchange with ¾" couplers and adapters, only the threads and barbs are ½"
- 1¼" couplers and adapters will interchange with 1½" couplers and adapters, only the threads and barbs are 1¼"
- NOT recommended for use with PTFE gaskets. Polypropylene cam & groove should not be mixed with metal fittings.

Size	*Glass-Filled Polypropylene* Part #	Optional Qty
¾" x ½"	***PPF50***	24
¾"	***PPF75***	24
1"	***PPF100***	24
1½" x 1¼"	***PPF125***	24
1½"	***PPF150***	24
2"	***PPF200***	24
3"	***PPF300***	24
4"	***PPF400***	8

MURDOCK industrial | Sales@MurdockIndustrial.com www.HoseWarehouse.com | Phone: 330-535-7105 Fax: 330-535-1125 | Skype: MurdockIndustrial

Dust Caps and Plugs

Features:

- Dust caps and dust plugs are not to be used in pressure applications for safety and environmental reasons.
- NOT recommended for use with PTFE gaskets. Polypropylene cam & groove should not be mixed with metal fittings
- supplied with EPDM gaskets, 304 stainless steel handles and pins
- replacements: gasket use EPR on page 168, key rings use **R200SS** on page 171, safety clip use **GSAFETYCLIP** on page 182

Type H Dust Caps

Size	*Glass-Filled Polypropylene* Part #	Optional Qty
¾"	***PPH75***	24
1"	***PPH100***	24
1½"	***PPH150***	24
2"	***PPH200***	24
3"	***PPH300***	24
4"	***PPH400*** [1]	8

[1] 4" coupler has 4 handles

¾" - 3"

4"

Type P Dust Plugs

Size	*Glass-Filled Polypropylene* Part #	Optional Qty
¾"	***PPP75***	24
1"	***PPP100***	24
1½"	***PPP150***	24
2"	***PPP200***	24
3"	***PPP300***	24
4"	***PPP400***	8

¾" - 3"

4"

MURDOCK industrial | Sales@MurdockIndustrial.com www.HoseWarehouse.com | Phone: 330-535-7105 Fax: 330-535-1125 | Skype: MurdockIndustrial

Type A 90° Elbows

adapter x female NPT

Features:

- maximum operating pressure: **100 PSI** (1½" - 2"); recommendations based on the use of mating Dixon® fittings at an ambient temperature of **70°F (21°C)** with standard seal installed
- for use at elevated temperatures or other unusual operating conditions, consult Dixon®
- NOT recommended for use with PTFE gaskets. NOT recommended for use with PTFE gaskets. Polypropylene cam & groove should not be mixed with metal fittings.

Size	*Glass-Filled Polypropylene* Part #	Optional Qty
1½"	***90PPA150***	24
2"	***90PPA200***	24

Type C 90° Elbows

coupler x hose shank

Features:

- supplied with EPDM gaskets, 304 stainless steel handles and pins
- maximum operating pressure: **100 PSI** (1½" - 2"); recommendations based on the use of mating Dixon® fittings at an ambient temperature of **70°F (21°C)** with standard seal installed
- for use at elevated temperatures or other unusual operating conditions, consult Dixon®
- NOT recommended for use with PTFE gaskets. Polypropylene cam and groove should not be mixed with metal fittings.

Size	*Glass-Filled Polypropylene* Part #	Optional Qty
1½"	***90PPC150***	24
2"	***90PPC200***	24

Type D 90° Elbows

coupler x female NPT

Features:

- supplied with EPDM gaskets, 304 stainless steel handles and pins
- maximum operating pressure: **100 PSI** (1½" - 2"); recommendations based on the use of mating Dixon® fittings at an ambient temperature of **70°F (21°C)** with standard seal installed
- for use at elevated temperatures or other unusual operating conditions, consult Dixon®
- NOT recommended for use with PTFE gaskets. Polypropylene cam and groove should not be mixed with metal fittings

Size	*Glass-Filled Polypropylene* Part #	Optional Qty
1½"	***90PPD150***	24
2"	***90PPD200***	24

Type F 90° Elbows

adapter x male NPT

Features:

- maximum operating pressure: **100 PSI** (1½" - 2"); recommendations based on the use of mating Dixon® fittings at an ambient temperature of **70°F (21°C)** with standard seal installed
- *for use at elevated temperatures or other unusual operating conditions, consult Dixon®*
- NOT recommended for use with PTFE gaskets. Polypropylene cam & groove should not be mixed with metal fittings.

Size	*Glass-Filled Polypropylene* Part #	Optional Qty
1½"	***90PPF150***	24
2"	***90PPF200***	24

MURDOCK industrial | Sales@MurdockIndustrial.com www.HoseWarehouse.com | Phone: 330-535-7105 Fax: 330-535-1125 | Skype: MurdockIndustrial

King™ Combination Nipples ..... 190 to 195
NPT threaded 190
Beveled end 191
Grooved end 191
BSPT end 191
Jump size NPT threaded 192
For Plastic pipe NPT threaded 192
Global NPT threaded 192
150# ASA flange 193
Turned back 193
Notched turned back 194
Notched ferrules 194
PF shank 195
External swage notched 195
External swage ferrules 195

Short crimp sleeves 196

King Nipples 197
Steel round 197
Steel hex 197

Shank Couplings ..... 198 to 205
Suction couplings ..... 198 to 199
Short shank 199, 201
Long shank 200, 202, 203
Spanner wrenches 200
Spray hose 204
Gaskets 205

Strainers, Skimmers & Foot Valves .. 206 to 208
Strainers 206, 207
Skimmers 207
Foot valves 208

Hose Barbs & Inserts ..... 209 to 233
Hose menders ..... 209 to 210
Male x hose barbs ..... 211 to 212
Female x hose barbs ..... 212 to 213
Elbows ..... 214 to 215
Splicers 215
SAE / JIC ..... 216 to 217
Ferrules for air & fluid 218
Ferrules for fluid 218
Ribbed and plain dies 219
Crimpers ..... 220 to 222
Crimp dies ..... 221 to 222
Push-on ..... 223 to 230
Reusable ..... 231 to 233

Garden Hose Fittings ..... 234 to 245
Standard shanks 234, 236
Short shanks ..... 235 to 236
Menders 236
Long shank 237
Spray hose 234
GHT zinc 239
GHT adapters ..... 239 to 241
Washers 242
Caps 242
Nuts 242
Compression bibb faucet 243
Quick connect assembly 243
Valves 244
Y 244
Manifold 245
Back flow preventer 245
Radiator bibb 245
Gooseneck 245

Plastic Barbs & Inserts ..... 246 to 252
Hose shank x male NPT 246
Tuff-Lite™ ..... 246 to 252

Agri-Lock Style Couplings ..... 253 to 256
Type A ..... 253 to 256

Bauer Style Couplings ..... 257 to 261
Type B ..... 257 to 261

MURDOCK industrial | Sales@MurdockIndustrial.com www.HoseWarehouse.com | Phone: 330-535-7105 Fax: 330-535-1125 | Skype: MurdockIndustrial

King™ Combination Nipples

⚠WARNING

Applications:

- Recommended for low-pressure discharge and suction service for compatible liquids. **Sizes 1¼" and above are not for compressible products such as air or nitrogen.**
- **King™ Combination Nipples are not recommended for steam**.
- *The working pressure may vary with the construction of the hose, the type of clamping system used and the application. Consult Dixon® for recommendations.*
- In accordance with the Association for Rubber Products Manufacturers (ARPM) bulletin for oil suction and discharge hose, a coupled length of hose in any size, should be tested to 1½ times the working pressure and held for fifteen minutes without leaking or coupling movement. For additional information and detailed instruction on testing procedures, see the Association for Rubber Products Manufacturers (ARPM) handbook.

NPT Threaded End with Knurled Wrench Grip

Size	Opt Qty	*Unplated Steel* Part #	*Plated Steel* Part #	*Brass* Part #	*Aluminum* Part #
½"	50	***ST1***	***STC1***	***BST1***	***AST1***
¾"	50	***ST5***	***STC5***	***BST5***	***AST5***
1"	50	***ST10***	***STC10***	***BST10***	***AST10***
1¼"	50	***ST15***	***STC15***	---	---
1½"	50	***ST20***	***STC20***	---	---
2"	25	***ST25***	***STC25***	---	---

- For additional information on pipe dimensions please reference dixonvalve.com.

NPT Threaded End No Knurl

Size	Opt Qty	*Unplated Steel* Part #	*Plated Steel* Part #	*Brass* Part #	*Aluminum* Part #
1¼"	50	---	---	***BST15***	***AST15***
1½"	50	---	---	***BST20***	***AST20***
2"	25	---	---	***BST25***	***AST25***
2½"	10	***ST30***	***STC30***	***BST30***	***AST30***
3"	10	***ST35***	***STC35***	***BST35***	***AST35***
4"	4	***ST40***	***STC40***	***BST40***	***AST40***
5"	4	***ST50***	***STC50***	---	***AST50***
6"	2	***ST60***	***STC60***	---	***AST60***
8"	2	***ST80***	***STC80***	---	---
10"	1	***ST100***	***STC100***	---	---
12"	1	***ST120***	***STC120***	---	---

Size	Opt Qty	*316 Stainless Steel* Part #	*Hastelloy®* Part #
½"	50	***RST1*** [1]	---
¾"	50	***RST5*** [1]	---
1"	50	***RST10***	---
1¼"	50	***RST15***	---
1½"	50	***RST20***	---
2"	25	***RST25***	***HST25***
2½"	10	***RST30***	---
3"	10	***RST35***	***HST35***
4"	4	***RST40***	---
5"	4	***RST50***	---
6"	4	***RST60***	---
8"	2	***RST80***	---

[1] made from investment casting

- For additional information on pipe dimensions please reference dixonvalve.com.

MURDOCK industrial | Sales@MurdockIndustrial.com www.HoseWarehouse.com | Phone: 330-535-7105 Fax: 330-535-1125 | Skype: MurdockIndustrial

King™ Combination Nipples
Beveled End

- Beveled ends (in *brass*) are available in select sizes. Consult Dixon® for prices and availability.

Hose ID	*Unplated Steel* Part #	Opt Qty	*316 Stainless Steel* Part #	Opt Qty	*Aluminum* Part #
½"	***STB1***	50	---	--	---
¾"	***STB5***	50	***RSTB5***	50	---
1"	***STB10***	50	***RSTB10***	50	***ASTB10***
1¼"	***STB15***	50	***RSTB15***	50	***ASTB15***
1½"	***STB20***	50	***RSTB20***	50	***ASTB20***
2"	***STB25***	25	***RSTB25***	25	***ASTB25***
2½"	***STB30***	10	***RSTB30***	10	***ASTB30***
3"	***STB35***	10	***RSTB35***	10	***ASTB35***
4"	***STB40***	4	***RSTB40***	4	***ASTB40***
5"	***STB50***	4	---	--	***ASTB50***
6"	***STB60***	2	***RSTB60***	4	***ASTB60***
8"	***STB80***	2	***RSTB80***	2	***ASTB80***
10"	***STB100***	1	---	--	***ASTB100***
12"	***STB120***	1	---	--	---

- For additional information on pipe dimensions please reference dixonvalve.com.

King™ Combination Nipples
Grooved End

- Grooved ends (in *brass* and *aluminum*) are available in select sizes. Consult Dixon® for prices and availability.
- See pages 690 - 702 for our complete line of groove style fittings.

Hose ID	*Unplated Steel* Part #	Opt Qty	*316 Stainless Steel* Part #	Opt Qty
1"	***STV10***	50	---	---
1¼"	***STV15***	50	---	---
1½"	***STV20***	50	***RSTV20***	50
2"	***STV25***	25	***RSTV25***	25
2½"	***STV30***	10	---	---
3"	***STV35***	10	***RSTV35***	10
4"	***STV40***	4	***RSTV40***	5
5"	***STV50***	4	---	---
6"	***STV60***	4	---	---
8"	***STV80***	2	---	---
10"	***STV100***	1	---	---
12"	***STV120***	1	---	---

- For additional information on pipe dimensions please reference dixonvalve.com.

King™ Combination Nipples
BSPT End

Size	*Plated Steel* Part #	Opt Qty	*316 Stainless Steel* Part #	Opt Qty
1"	***STC10A***	50	***RST10A***	50
1¼"	***STC15A***	50	***RST15A***	50
1½"	***STC20A***	50	***RST20A***	50
2"	***STC25A***	50	***RST25A***	25
2½"	***STC30A***	10	***RST30A***	10
3"	***STC35A***	10	***RST35A***	10
4"	***STC40A***	4	***RST40A***	4
6"	***STC60A***	2	***RST60A***	2

MURDOCK industrial | Sales@MurdockIndustrial.com www.HoseWarehouse.com | Phone: 330-535-7105 Fax: 330-535-1125 | Skype: MurdockIndustrial

Jump Size King™ Combination Nipples

NPT Threaded End

reducer

increaser

Hose Shank	Male NPT	*Plated Steel* Part #	*316 Stainless Steel* Part #
¾"	½" 1"	***---*** ***STC0510***	***RST0501*** ***RST0510***
1"	¾" 1¼"	***STC1005*** ***STC1015***	***RST1005*** ***RST1015***
1¼"	1" 1½"	***STC1510*** ***STC1520***	***RST1510*** ***RST1520***
1½"	1¼" 2"	***STC2015*** ***STC2025***	***RST2015*** ***RST2025***
1¾"	2"	***STC175200***	***---***
2"	1½" 2½" 3"	***STC2520*** ***STC2530*** ***STC2535***	***RST2520*** ***---*** ***RST2535***
2½"	2" 3"	***STC3025*** ***STC3035***	***---*** ***---***
3"	2" 2½" 4"	***STC3525*** ***STC3530*** ***STC3540***	***RST3525*** ***---*** ***---***
4"	3"	***STC4035***	***---***

- For additional information on pipe dimensions please reference dixonvalve.com.

King™ Combination Nipples for Plastic Pipe

NPT Threaded End

Size	*Plated Steel* Part #	Optional Qty
½"	***SAP1***	50
¾"	***SAP6***	50
1"	***SAP11***	50
1¼"	***SAP16***	50
1½"	***SAP21***	50
2"	***SAP26***	25

- For additional information on pipe dimensions please reference dixonvalve.com.

Global King™ Combination Nipples

NPT Threaded End

⚠WARNING

Features:

- Combination nipples are recommended for low-pressure discharge and suction service for compatible liquids. **Sizes 1¼" and above are not for compressible products such as air or nitrogen.**
- **Global King™ Combination Nipples are not recommended for steam**.
- *The working pressure may vary with the construction of the hose, the type of clamping system used and the application. Consult Dixon® for recommendations.*
- In accordance with the Association for Rubber Products Manufacturers (ARPM) bulletin for oil suction and discharge hose, a coupled length of hose in any size, should be tested to 1½ times the working pressure and held for fifteen minutes without leaking or coupling movement. For additional information and detailed instruction on testing procedures, see the Association for Rubber Products Manufacturers (ARPM) handbook.

Size	*Plated Steel* Part #	Opt Qty
½"	***GSTC1***	100
¾"	***GSTC5***	100
1"	***GSTC10***	50
1¼"	***GSTC15***	50
1½"	***GSTC20***	50
2"	***GSTC25***	25
2½"	***GSTC30***	10
3"	***GSTC35***	10
4"	***GSTC40***	4
5"	***GSTC50***	4
6"	***GSTC60***	4

MURDOCK industrial | Sales@MurdockIndustrial.com www.HoseWarehouse.com | Phone: 330-535-7105 Fax: 330-535-1125 | Skype: MurdockIndustrial

Flanged King™ Combination Nipples

150# ASA

Size	*Steel* Part #	*316 Stainless Steel* Part #
1½"	***FST20***	***RFST20***
2"	***FST25***	***RFST25***
3"	***FST35***	***RFST35***
4"	***FST40***	***RFST40***
6"	***FST60***	***RFST60***
8"	***FST80***	***RFST80***
10"	***FST100***	***RFST100***
12"	***FST120***	***RFST120***

- For flange dimensions, diagrams and additional information on pipe dimensions please reference dixonvalve.com.

King™ Turned Back Hose Nipples for Floating Flanges

Features:

- A turned back nipple, when used in a floating flange assembly, allows the flange to be aligned without stressing (twisting) the hose. This generally increases the hose's service life by eliminating a common cause of premature hose failure.
- for use with Lap Joint flanges shown on page 688

Size	*Plated Carbon Steel* Part #	*316 Stainless Steel* Part #
1"	***N10***	***RN10***
1¼"	***N15***	***RN15***
1½"	***N20***	***RN20***
2"	***N25***	***RN25***
2½"	***N30***	***RN30***
3"	***N35***	***RN35***
4"	***N40***	***RN40***
6"	***N60***	***RN60***
8"	***N80***	***RN80***
10"	***N100***	***RN100***
12"	***N120***	***RN120***

- For additional information on pipe dimensions please reference dixonvalve.com.

MURDOCK industrial | Sales@MurdockIndustrial.com www.HoseWarehouse.com | Phone: 330-535-7105 Fax: 330-535-1125 | Skype: MurdockIndustrial

Notched Turned Back Nipples

Features:

- When used with an appropriate notched ferrule, these fittings can be swaged or crimped onto hose providing improved shank retention.
- When used with double bolt or band clamps, notched turn back nipples provide shank retention similar to that of the King™ turned back nipples.
- The stem can be removed from a damaged hose by cutting away the ferrule without necessarily damaging the fitting.
- For use with lap joint flanges on page 688.

Special pushers required:
1½" stem - RN150NOPUSH
2"stem - RN200NOPUSH
2½" stem - RN250NOPUSH
3"stem - RN300NOPUSH
4"stem - RN400NOPUSH

Size	*Carbon Steel* Part #	*316 Stainless Steel* Part #
1½"	***N150NO***	***RN150NO***
2"	***N200NO***	***RN200NO***
2½"	***N250NO***	***RN250NO***
3"	***N300NO***	***RN300NO***
4"	***N400NO***	***RN400NO***

- For additional information on pipe dimensions please reference dixonvalve.com.

Notched Ferrules

- reference notched shanks above and adapters on page 143
- Dixon® stems and ferrules are specifically designed to be used together as a coupling system. Due to differences in dimensions and tolerances for safety reasons, do not use other manufacturer's stems or ferrules with Holedall™ products.

Size	Hose OD From	Hose OD To	*304 Stainless Steel* Part #
1½"	1-60/64"	2-12/64"	***GAS2334NO***
	2-4/64"	2-22/64"	***GAS2370NO***
2"	2-30/64"	2-44/64"	***GAS2709NO***
	2-42/64"	2-54/64"	***GAS2885NO***
2½"	2-54/64"	3"	***GAS3012NO***
	3-1/64"	3-13/64"	***GAS3260NO***
3"	3-30/64"	3-46/64"	***GAS3760NO***
	3-47/64"	3-54/64"	***GAS3885NO***
4"	4-40/64"	4-47/64"	***GAS5010NO***

MURDOCK industrial | Sales@MurdockIndustrial.com www.HoseWarehouse.com | Phone: 330-535-7105 Fax: 330-535-1125 | Skype: MurdockIndustrial

PF Shank King™ Combination Nipples

NPT Threaded End

Application:

- This shank design was developed specifically for chemical transport hoses having Crosslinked Polyethylene (XLPE) or Ultra High Molecular Weight Polyethylene (UHMW) tubes, where shank retention can be a problem when using conventional band clamps.

Features:

- PF shank King™ Combination nipples have the same shank pattern as found on the PF style cam and groove fittings sold on page 142.
- recommended for discharge and suction service
- ***Not intended for compressed air***
- working pressure is given at **70°F (21°C)** maximum
- *The working pressure may vary with the construction of the hose, the type of clamping system used and the application. Consult Dixon® for recommendations.*

Size	Working PSI	*Plated Steel* Part #	*316 Stainless Steel* Part #
2"	**250**	***ST25PF***	***RST25PF***
3"	**125**	***ST35PF***	***RST35PF***
4"	**100**	***ST40PF***	***RST40PF***
6"	**75**	***ST60PF***	***RST60PF***

- Beveled ends for welding are also available. Contact Dixon® for further information.
- For additional information on pipe dimensions please reference dixonvalve.com.

External Swage Notched NOS Stems

⚠WARNING

The notched system allows you to better manage your inventories. You can stock one stem and two ferrules, and cover the same hose range with less inventory. *You must purchase a fitting and the matching ferrule to create an assembly*.

Features:

- For hose outside diameters of 2-4/64" and below, *couplings are crimp only*.
- For hose outside diameters of 2-5/64" and above, couplings can be crimped or swaged.
- See page 144 for cam and groove style notched NOS fittings.

⚠ **Only use the NOS shank with the NOS ferrules.** Due to differences in dimensions and tolerances for safety reasons, do not use other manufacturer's stems or ferrules with Dixon® Holedall™ products.

Size	PSI	*316 Stainless Steel* Part #
1½"	**250**	***RST150NOS***
2"	**250**	***RST200NOS***
3"	**250**	***RST300NOS***
4"	[1]	***RST400NOS***

[1] Contact Dixon® for pressure information

Notched NOS Ferrules

- reference notched shanks above and adapters on page 144

Size	Hose OD From	Hose OD To	*304 Stainless Steel* Part #
1½"	1-60/64"	2-12/64"	***GAS2334NOS***
	2-4/64"	2-22/64"	***GAS2370NOS***
2"	2-30/64"	2-44/64"	***GAS2709NOS***
	2-42/64"	2-54/64"	***GAS2885NOS***
3"	3-30/64"	3-46/64"	***GAS3760NOS***
	3-47/64"	3-54/64"	***GAS3885NOS***
4"	4-40/64"	4-47/64"	***GAS5010NOS***

MURDOCK industrial | Sales@MurdockIndustrial.com www.HoseWarehouse.com | Phone: 330-535-7105 Fax: 330-535-1125 | Skype: MurdockIndustrial

Short Crimp Sleeves

Features:

- for use with King™ Combination Nipples only
- a reliable alternative to band clamps
- not for use with Dixon® King Crimp™ Style Shanks

Hose ID	Hose OD From	Hose OD To	Sleeve ID	Sleeve Wall Thickness	Sleeve Overall Length	*Carbon Steel* Part #
¾"	1-5/64"	1-8/64"	1.1875"	.059"	1.25"	***CSS075-3CS***
	1-5/64"	1-8/64"	1.1875"	.059"	2.138"	***CS075-3CS***
	1-9/64"	1-12/64"	1.250"	.059"	1.25"	***CSS075-4CS***
	1-9/64"	1-12/64"	1.250"	.059"	2.138"	***CS075-4CS***
	1-17/64"	1-20/64"	1.375"	.059"	1.25"	***CSS075-6CS***
	1-17/64"	1-20/64"	1.375"	.059"	2.138"	***CS075-6CS***
1"	1-21/64"	1-24/64"	1.438"	.062"	1½"	***CSS100-3CS***
	1-25/64"	1-28/64"	1.500"	.062"	1½"	***CSS100-4CS***
	1-29/64"	1-32/64"	1.563"	.062"	1½"	***CSS100-5CS***
	1-33/64"	1-36/64"	1.625"	.062"	1½"	***CSS100-6CS***
	1-37/64"	1-40/64"	1.688"	.062"	1½"	***CSS100-7CS***
	1-41-64"	1-44/64"	1.750"	.062"	1½"	***CSS100-8CS***
1½"	1-41/64"	1-44/64"	1.750"	.062"	1¾"	***CSS150-1CS***
	1-45/64"	1-48/64"	1.813"	.062"	1¾"	***CSS150-2CS***
	1-49/64"	1-52/64"	1.875"	.062"	1¾"	***CSS150-3CS***
	1-53/64"	1-56/64"	1.938"	.062"	1¾"	***CSS150-4CS***
	1-57/64"	1-60/64"	2.000"	.062"	1¾"	***CSS150-5CS***
	1-61/64"	2"	2.063"	.062"	1¾"	***CSS150-6CS***
	2-1/64"	2-4/64"	2.125"	.062"	1¾"	***CSS150-7CS***
	2-5/64"	2-8/64"	2.188"	.062"	1¾"	***CSS150-8CS***
	2-9/64"	2-12/64"	2.250"	.062"	1¾"	***CSS150-9CS***
2"	2-21/64"	2-24/64"	2.438"	.062"	2"	***CSS200-3CS***
	2-25/64"	2-28/64"	2.500"	.062"	2"	***CSS200-4CS***
	2-29/64"	2-32/64"	2.563"	.062"	2"	***CSS200-5CS***
	2-33/64"	2-36/64"	2.625"	.062"	2"	***CSS200-6CS***
	2-37/64"	2-40/64"	2.688"	.062"	2"	***CSS200-7CS***
	2-41/64"	2-44/64"	2.750"	.062"	2"	***CSS200-8CS***
	2-45/64"	2-48/64"	2.813"	.062"	2"	***CSS200-9CS***
	2-49/64"	2-52/64"	2.875"	.062"	2"	***CSS200-10CS***
	2-53/64"	2-56/64"	2.938"	.062"	2"	***CSS200-11CS***
	2-57/64"	2-60/64"	3.000"	.062"	2"	***CSS200-12CS***
3"	3-13/64"	3-16/64"	3.313"	.090"	2⅝"	***CSS300-1CS***
	3-17/64"	3-20/64"	3.375"	.090"	2⅝"	***CSS300-2CS***
	3-21/64"	3-24/64"	3.438"	.090"	2⅝"	***CSS300-3CS***
	3-25/64"	3-28/64"	3.500"	.090"	2⅝"	***CSS300-4CS***
	3-29/64"	3-32/64"	3.563"	.090"	2⅝"	***CSS300-5CS***
	3-33/64"	3-36/64"	3.625"	.090"	2⅝"	***CSS300-6CS***
	3-37/64"	3-40/64"	3.688"	.090"	2⅝"	***CSS300-7CS***
	3-41/64"	3-44/64"	3.750"	.090"	2⅝"	***CSS300-8CS***
	3-45/64"	3-48/64"	3.813"	.090"	2⅝"	***CSS300-9CS***
	3-49/64"	3-52/64"	3.875"	.090"	2⅝"	***CSS300-10CS***
	3-53/64"	3-56/64"	3.938"	.090"	2⅝"	***CSS300-11CS***
	3-57/64"	3-60/64"	4.000"	.090"	2⅝	***CSS300-12CS***
4"	4-29/64"	4-32/64"	4.563"	.090"	3-15/32"	***CSS400-5CS***
	4-33/64"	4-36/64"	4.625"	.090"	3-15/32"	***CSS400-6CS***
	4-37/64"	4-40/64"	4.688"	.090"	3-15/32"	***CSS400-7CS***
	4-41/64"	4-44/64"	4.750"	.090"	3-15/32"	***CSS400-8CS***
	4-45/64"	4-48/64"	4.813"	.090"	3-15/32"	***CSS400-9CS***
	4-49/64"	4-52/64"	4.875"	.090"	3-15/32"	***CSS400-10CS***
	4-53/64"	4-56/64"	4.938"	.090"	3-15/32"	***CSS400-11CS***
	4-57/64"	4-60/64"	5.000"	.090"	3-15/32"	***CSS400-12CS***

MURDOCK industrial | Sales@MurdockIndustrial.com www.HoseWarehouse.com | Phone: 330-535-7105 Fax: 330-535-1125 | Skype: MurdockIndustrial

King™ Steel Round Nipples
for one clamp

Hose Size	NPT Size	*Unplated Steel* Part #	Optional Qty
⅝"	½"	***KRN541***	100
¾"	½"	***KRN641***	50
1"	¾"	***KRN861***	25



King™ Steel Round Nipples
for two clamps

Hose Size	NPT Size	*Unplated Steel* Part #	Optional Qty
½"	¼"	***KRN422***	100
	⅜"	***KRN432***	100
⅝"	½"	***KRN542***	100
¾"	½"	***KRN642***	50
	¾"	***KRN662***	50
1"	¾"	***KRN862***	50
	1"	***KRN882***	50
1¼"	1"	***KRN1082***	25
1½"	1¼"	***KRN1210***	25
2"	1½"	***KRN1612***	20

D

King™ Steel Hex Nipples
for one clamp

Hose Size	NPT Size	*Plated Steel* Part #	Optional Qty
¼"	¼"	***KHN221***	50
⅜"	¼"	***KHN321***	100
	⅜"	***KHN331***	100
	½"	***KHN341***	100
½"	¼"	***KHN421***	50
	⅜"	***KHN431***	50
	½"	***KHN441***	50
	¾"	***KHN461***	50
¾"	½"	***KHN641***	50
	¾"	***KHN661***	50
1"	¾"	***KHN861***	25
	1"	***KHN881***	25

King™ Steel Hex Nipples
for two clamps

Hose Size	NPT Size	*Plated Steel* Part #	Optional Qty
¼"	¼"	***KHN222***	100
⅜"	¼"	***KHN322***	100
	⅜"	***KHN332***	50
	½"	***KHN342***	100
½"	¼"	***KHN422***	100
	⅜"	***KHN432***	100
	½"	***KHN442***	50
	¾"	***KHN462***	50
¾"	½"	***KHN642***	50
	¾"	***KHN662***	50
1"	¾"	***KHN862***	25
	1"	***KHN882***	25

MURDOCK industrial | Sales@MurdockIndustrial.com www.HoseWarehouse.com | Phone: 330-535-7105 Fax: 330-535-1125 | Skype: MurdockIndustrial

King™ Short Shank Suction Hose Couplings

NPSM Thread

Application:

- for suction or discharge of water



complete

Size	*Aluminum shank with Brass nut* Complete Part #	Opt Qty	*Aluminum shank with Brass nut* Female Part #	*Aluminum* Male Part #
1½"	***CAB150***	60	***FAB150***	***MA150***
2"	***CAB200***	40	***FAB200***	***MA200***
2½"	***CAB250***	30	***FAB250***	***MA250***
3"	***CAB300***	18	***FAB300***	***MA300***
4"	***CAB400***	8	***FAB400***	***MA400***
6"	***CAB600***	6	***FAB600***	***MA600***

female

Size	*Brass shank with Brass nut* Complete Part #	*Brass shank with Brass nut* Female Part #	*Brass* Male Part #
1¼"	***CBB125***	***FBB125***	***MB125***
1½"	***CBB150***	***FBB150***	***MB150***
2"	***CBB200***	***FBB200***	***MB200***
2½"	***CBB250***	***FBB250***	***MB250***
3"	***CBB300***	***FBB300***	***MB300***
4"	***CBB400***	***FBB400***	***MB400***

1" - 2½"
male

Size	*Plated Iron shank with Plated Iron nut* Complete Part #	*Plated Iron shank with Plated Iron nut* Female Part #	*Plated Iron* Male Part #
1"	***S33*** [1]	***S12*** [1]	***S10***
1¼"	***S48***	***S17***	***S15***
1½"	***S63***	***S22***	***S20***
2"	***S78***	***S27***	***S25***
2½"	***S93***	***S32***	***S30***
3"	***S111***	***S38***	***S36***
4"	***S123***	***S42***	***S40***
5"	---	***S57***	***S55***
6"	***S183***	***S62***	***S60***

3" - 6"
male

Size	*Plated Iron shank with Brass nut* Complete Part #	*Plated Iron shank with Brass nut* Female Part #	*Plated Iron* Male Part #
1"	***SB33*** [1]	***SB12*** [1]	***S10***
1¼"	***SB48***	***SB17***	***S15***
1½"	***SB63***	***SB22***	***S20***
2"	***SB78***	***SB27***	***S25***
2½"	***SB93***	***SB32***	***S30***
3"	***SB111***	***SB38***	***S36***
4"	***SB123***	***SB42***	***S40***
5"	---	***SB57***	***S55***
6"	***SB183***	***SB62***	***S60***

[1] 1" fittings have a hex nut design

- complete couplings supplied with rubber gaskets
- Replacement gaskets (KRW standard) are available, see page 205.

MURDOCK industrial | Sales@MurdockIndustrial.com www.HoseWarehouse.com | Phone: 330-535-7105 Fax: 330-535-1125 | Skype: MurdockIndustrial

King™ Short Shank Suction Hose Couplings

NST Couplings

Application:

- for suction or discharge of water

Size	*Aluminum shank with Brass nut* Complete Part #	*Aluminum shank with Brass nut* Female Part #	*Aluminum* Male Part #
1½"	***CAB150N***	***FAB150N***	***MA150N***
2½"	***CAB250N***	***FAB250N***	***MA250N***

Size	*Brass shank with Brass nut* Complete Part #	*Brass shank with Brass nut* Female Part #	*Brass* Male Part #
1½"	***BS63N***	***BS22N***	***BS201***
2½"	***BS93N***	***BS32N***	***BS301***

Size	*Plated Iron shank with Plated Iron nut* Complete Part #	*Plated Iron shank with Plated Iron nut* Female Part #	*Plated Iron* Male Part #
1½"	***S63N***	***S22N***	***S201***
2½"	***S93N***	***S32N***	***S301***

Size	*Plated Iron shank with Brass nut* Complete Part #	*Plated Iron shank with Brass nut* Female Part #	*Plated Iron* Male Part #
1½"	***SB63N***	***SB22N***	***S201***
2½"	***SB93N***	***SB32N***	***S301***



complete

female

male

- NST (Common Fire Hose Thread) is also known as NH
- Replacement gaskets (KRW standard) are available, see page 205.

Steel King™ Short Shank Suction Couplings

NPSM Couplings

Application:

- for suction or discharge of water

Size	*Plated Steel shank with Plated Iron nut* Complete Part #	*Plated Steel shank with Plated Iron nut* Female Part #	*Plated Steel* Male Part #
1¼"	***CSM125***	***FCSM125***	***MCS125***
1½"	***CSM150***	***FCSM150***	***MCS150***
2"	***CSM200***	***FCSM200***	***MCS200***
2½"	***CSM250***	***FCSM250***	***MCS250***
3"	***CSM300***	***FCSM300***	***MCS300***
4"	***CSM400***	***FCSM400***	***MCS400***
6"	***CSM600***	***FCSM600***	***MCS600***

Size	*Plated Steel shank with Brass nut* Complete Part #	*Plated Steel shank with Brass nut* Female Part #	*Plated Steel* Male Part #
1¼"	***CSB125***	***FCSB125***	***MCS125***
1½"	***CSB150***	***FCSB150***	***MCS150***
2"	***CSB200***	***FCSB200***	***MCS200***
2½"	***CSB250***	***FCSB250***	***MCS250***
3"	***CSB300***	***FCSB300***	***MCS300***
4"	***CSB400***	***FCSB400***	***MCS400***
6"	***CSB600***	***FCSB600***	***MCS600***



complete

female

male

- Replacement gaskets (KRW standard) are available, see page 205.

MURDOCK industrial | Sales@MurdockIndustrial.com www.HoseWarehouse.com | Phone: 330-535-7105 Fax: 330-535-1125 | Skype: MurdockIndustrial

Super King™ Long Shank Hose Couplings

Female NPSM Couplings

Application:

- for liquid transfer where steel and stainless are preferred

pin lug nut

Size	Shank Length	*Plated Steel Shank with Brass Pin Lug Nut* [1] Part #	*Plated Steel Shank with Iron Pin Lug Nut* [1] Part #
1¼"	4⅛"	***SD15***	***SDMP15***
1½"	4⅛"	***SD20***	***SDMP20***
2"	5"	***SD25***	***SDMP25***
2½"	5"	***SD30***	***SDMP30***
3"	5"	***SD35***	***SDMP35***
4"	5"	***SD40***	***SDMP40***

hex nut

Size	Shank Length	*316 Stainless Shank with Iron Pin Lug Nut* [1] Part #	*316 Stainless Shank with Stainless Hex Nut* [2] Part #
1½"	4⅛"	---	***RSHR20***
2"	5"	***RSDM25***	***RSDR25***
3"	5"	***RSDM35***	---

[1] KLW leather gaskets standard
[2] PTFE gaskets standard

Male NPT Couplings



Size	Shank Length	*Plated Steel* Part #	*316 Stainless* Part #
1¼"	4-3/8"	***SK16***	---
1½"	4-5/32"	***SK21***	---
2"	5-5/16"	***SK26***	***RSK26***
2½"	5-5/16"	***SK31***	---
3"	5-1/2"	***SK36***	***RSK36***
4"	5-1/2"	***SK46***	---

- all Super King™ long shank couplings accept 3 band clamps

Pin Lug Spanner Wrenches

Single End

Size	*Plated Iron* Part #
2"	***SW20***
2½"	***SW25***
3"	***SW30***
4"	***SW40***
6"	***SW60***

Double End

Size	*Plated Iron* Part #
1½", 2" x 2½", 3"	***SW153***

- additional spanner wrenches are available on pages 799 - 802

MURDOCK industrial | Sales@MurdockIndustrial.com www.HoseWarehouse.com | Phone: 330-535-7105 Fax: 330-535-1125 | Skype: MurdockIndustrial

Short Shank Hose Couplings

Complete NPSM Couplings

Size	*316 Stainless Steel* Part #
½"	***RES404***
¾"	***RES606***
1"	***RES808***
1¼"	***RES48***
1½"	***RES63***
2"	***RES78***

- Standard gasket is rubber (KRW); for FKM gaskets (KVW) see page 205.

Female NPSM Couplings

Size	*316 Stainless Steel* Part #
½"	***RES444***
¾"	***RES646***
1"	***RES848***
1¼"	***RES33***
1½"	***RES43***
2"	***RES53***

- Standard gasket is rubber (KRW); for FKM gaskets (KVW) see page 205.

Machined Short Shank Hose Couplings

Complete NPSM Couplings

Hose ID	NPSM Thread	Previous Part #	*Brass* Part #
½"	¾"	---	***BS406***
¾"	¾"	---	***BS606***
1"	1"	BS808 [1]	***5921616K*** [1, 2]

[1] NPSH threads
[2] washer is ***5911212W***
- use with KRW washers on page 205

Female NPSM Couplings

Hose ID	NPSM Thread	Previous Part #	*Brass* Part #
½"	¾"	---	***BS446***
⅝"	¾"	---	***BS546***
¾"	¾"	---	***BS646***
1"	1"	BS848 [1]	***5911616C*** [1, 2]



[1] NPSH threads
[2] washer is ***5911212W***
- use with KRW washers on page 205

Male NPSM Couplings

Hose ID	NPSM Thread	Previous Part #	*Brass* Part #
½"	¾"	---	***BS416***
¾"	¾"	---	***BS616***
1"	1"	BS818 [1]	***5901616C*** [1]



[1] NPSH threads
- use with KRW washers on page 205

MURDOCK industrial | Sales@MurdockIndustrial.com www.HoseWarehouse.com | Phone: 330-535-7105 Fax: 330-535-1125 | Skype: MurdockIndustrial

Long Shank Hose Couplings

Complete NPSM Couplings

plated steel

Hose ID	NPSM Thread	*Plated Steel* Part #	*Plated Iron* Part #	Previous Part #	*Brass* Part #
½"	½"	***SLS404***	---	---	***BLS404***
½"	¾"	---	---	---	***BLS406***
⅝"	¾"	---	---	---	***BLS506***
¾"	¾"	***SLS606***	---	---	***BLS606***
1"	1"	***SLS808***	---	BLS808	***5951616K*** [1, 2]
1¼"	1¼"	---	***MLS48***	---	***BLS48***
1½"	1½"	---	***MLS63***	---	***BLS63***
2"	2"	---	***MLS78***	---	***BLS78***

[1] NPSH thread
[2] washer is ***5911616W***
- sizes ½" to 1" are machined; 1¼" to 2" are cast
- replacement gaskets (KRW standard) available on page 205

Female NPSM Couplings

plated steel

Hose ID	NPSM Thread	*Plated Steel* Part #	*Plated Iron* Part #	Previous Part #	*Brass* Part #
½"	½"	***SLS444***	---	---	***BLS444***
½"	¾"	---	---	---	***BLS446***
⅝"	¾"	---	---	---	***BLS546***
¾"	¾"	***SLS646***	---	---	***BLS646***
1"	1"	***SLS848***	---	BLS848	***5941616C*** [1, 2]
1¼"	1¼"	---	***MLS33***	---	***BLS33***
1½"	1½"	---	***MLS43***	---	***BLS43***
2"	2"	---	***MLS53***	---	***BLS53***

[1] NPSH thread
[2] washer is ***5911616W***
- ½" to 1" are machined; 1¼" to 2" are cast
- replacement gaskets (KRW standard) available on page 205

Male NPSM Couplings

plated steel

Hose ID	NPSM Thread	*Plated Steel* Part #	*Plated Iron* Part #	Previous Part #	*Brass* Part #
½"	½"	***SLS414***	---	---	***BLS414***
½"	¾"	---	---	---	***BLS416***
⅝"	¾"	---	---	---	***BLS516***
¾"	¾"	***SLS616***	---	---	***BLS616***
1"	1"	***SLS818***	---	BLS818	***5931616C*** [1]
1¼"	1¼"	---	***MLS15***	---	***BLS15***
1½"	1½"	---	***MLS20***	---	***BLS20***
2"	2"	---	***MLS25***	---	***BLS25***

[1] NPSH thread
- ½" to 1" are machined; 1¼" to 2" are cast

MURDOCK industrial | Sales@MurdockIndustrial.com www.HoseWarehouse.com | Phone: 330-535-7105 Fax: 330-535-1125 | Skype: MurdockIndustrial

Long Shank Hose Couplings

Complete NST Couplings

Hose ID	NST Thread	*Brass* Part #
1½"	1½"	***BLS63NST***
2½"	2½"	***BLS93NST***



- replacement gaskets (KRW standard) available on page 205
- for GHT long shank complete couplings see page 237

Female NST Couplings

Hose ID	NST Thread	*Brass* Part #
1½"	1½"	***BLS150NST***
2½"	2½"	***BLS250NST***

- replacement gaskets (KRW standard) available on page 205
- for GHT long shank female coupling see page 237

Male NST Couplings

Hose ID	NST Thread	*Brass* Part #
1½"	1½"	***BLS20NST***
2½"	2½"	***BLS30NST***

- for GHT long shank male coupling see page 237

MURDOCK industrial | Sales@MurdockIndustrial.com www.HoseWarehouse.com | Phone: 330-535-7105 Fax: 330-535-1125 | Skype: MurdockIndustrial

Spray Hose Couplings

Complete NPSM Couplings

Hose ID	NPSM Thread	*Plated Steel* Part #
⅜"	¾"	***SS306***
½"	½"	***SS404***
½"	¾"	***SS406***
¾"	¾"	***SS606***
1"	1"	***SS808***

- for GHT spray hose complete coupling see page 238
- replacement KLW (leather gaskets) standard, can be found on page 205

Female NPSM Couplings

Hose ID	NPSM Thread	*Plated Steel* Part #
⅜"	¾"	***SS346***
½"	½"	***SS444***
½"	¾"	***SS446***
¾"	¾"	***SS646***
1"	1"	***SS848***

- for GHT spray hose female coupling see page 238
- replacement KLW (leather gaskets) standard, can be found on page 205

Male NPSM Couplings

Hose ID	NPSM Thread	*Plated Steel* Part #
⅜"	¾"	***SS316***
½"	½"	***SS414***
½"	¾"	***SS416***
¾"	¾"	***SS616***
1"	1"	***SS818***

- for GHT spray hose male coupling see page 238

MURDOCK industrial | Sales@MurdockIndustrial.com www.HoseWarehouse.com | Phone: 330-535-7105 Fax: 330-535-1125 | Skype: MurdockIndustrial

Gaskets for Suction, Short, Long and Spray Hose Couplings

- for use on NPSM threaded couplings

Hose ID	*Rubber (Styrene Butadiene)* Part #	*Neoprene* Part #	*FKM* Part #
½"	***KRW1***	---	---
¾"	***KRW5***	***KNW5***	---
1"	***KRW10***	***KNW10***	***KVW10***
1¼"	***KRW15***	***KNW15***	---
1½"	***KRW20***	***KNW20***	***KVW20***
2"	***KRW25***	***KNW25***	***KVW25***
2½"	***KRW30***	***KNW30***	---
3"	***KRW35***	***KNW35***	***KVW35***
4"	***KRW40***	***KNW40***	---
5"	***KRW50***	---	---
6"	***KRW60***	***KNW60***	---
8"	***KRW80***	***KNW80***	---

rubber

neoprene

FKM

Hose ID	*Leather* Part #	*Rubber* Part #
½"	***KLW1***	---
¾"	***KLW5***	---
1"	***KLW10***	---
1¼"	***KLW15***	---
1½"	***KLW20***	***KRW2075*** [1]
2"	***KLW25***	---
2½"	***KLW30***	***KRW3075*** [1]
3"	***KLW35***	---
4"	***KLW40***	---

leather

rubber

[1] NST only threaded couplings

MURDOCK industrial | Sales@MurdockIndustrial.com www.HoseWarehouse.com | Phone: 330-535-7105 Fax: 330-535-1125 | Skype: MurdockIndustrial

Strainers

Application:

- used on the submersed end of suction hose to prevent debris from entering the pump during operation

zinc plated steel

304 stainless steel

Round Hole Strainers

NPSM Size	*Zinc Plated Steel* Part #	*304 Stainless Steel* Part #
¾"	***RHS5***	---
1"	**RHS10**	---
1½"	***RHS20***	***RRHS20***
2"	***RHS25***	***RRHS25***
2½"	***RHS30***	---
3"	***RHS35***	***RRHS35***
4"	***RHS40***	***RRHS40***
6"	***RHS60***	***RRHS60***
8"	***RHS80***	---
10"	***RHS100***	---
12"	***RHS120***	---

Square Hole Strainers

NPSM Size	*Zinc Plated Steel* Part #
2"	***SHS25***
3"	***SHS35***
4"	***SHS40***
6"	***SHS60***
8"	***SHS80***
10"	***SHS100***
12"	***SHS120***

Polypropylene Strainers

NPT Size	*Black Polypropylene with 30% fiberglass* Part #
1½"	***TSS20***
2"	***TSS25***
3"	***TSS35***
4"	***TSS40***

MURDOCK industrial | Sales@MurdockIndustrial.com www.HoseWarehouse.com | Phone: 330-535-7105 Fax: 330-535-1125 | Skype: MurdockIndustrial

Strainers

Round Hole Long Strainers

NPSM Size	*Zinc Plated Steel* Part #
1½"	***RSS20***
2"	***RSS25***
3"	***RSS35***
4"	***RSS40***

Skimmers

Round Hole Bottom Skimmers

NPSM Size	*Zinc Plated Steel* Part #
1½"	***DSB20***
2"	***DSB25***
3"	***DSB35***

Round Hole Top Skimmers

NPSM Size	*Zinc Plated Steel* Part #
1½"	***DST20***
2"	***DST25***
3"	***DST35***

MURDOCK industrial | Sales@MurdockIndustrial.com www.HoseWarehouse.com | Phone: 330-535-7105 Fax: 330-535-1125 | Skype: MurdockIndustrial

Foot Valves

Application:
- for use on water suction hose to prevent pump from losing it's prime
- **must** be installed in the *vertical position*
- for water service *only*
- not for compressed air or other compressible gases

NPT Size	*Painted Cast Iron* Part #
1½"	***DFVS20***
2"	***DFVS25***
2½"	***DFVS30***
3"	***DFVS35***
4"	***DFVS40***
6"	***DFVS60***
8"	***DFVS80***

Strainers

Size	*Painted Cast Iron* Part #
1½"	***FVS20***
2"	***FVS25***
2½"	***FVS30***
3"	***FVS35***
4"	***FVS40***
6"	***FVS60***
8"	***FVS80***

Flapper Assemblies

Size	*Painted Cast Iron / Rubber* Part #
1½"	***FVFA20***
2"	***FVFA25***
2½"	***FVFA30***
3"	***FVFA35***
4"	***FVFA40***
6"	***FVFA60***
8"	***FVFA80***

Flapper Gaskets

Size	*Rubber* Part #
1½"	***FVL20***
2"	***FVL25***
2½"	***FVL30***
3"	***FVL35***
4"	***FVL40***
6"	***FVL60***
8"	***FVL80***

Seat Plates

Size	*Painted Cast Iron* Part #
1½"	***FVSP20***
2"	***FVSP25***
2½"	***FVSP30***
3"	***FVSP35***
4"	***FVSP40***
6"	***FVSP60***
8"	***FVSP80***

MURDOCK industrial | Sales@MurdockIndustrial.com www.HoseWarehouse.com | Phone: 330-535-7105 Fax: 330-535-1125 | Skype: MurdockIndustrial

Dixon® Hose Menders

- **not for compressible products such as air, nitrogen or steam**
- *The working pressure may vary with the construction of the hose, the type of clamping system used and the application. Consult Dixon® for recommendations.*
- In accordance with the ARPM bulletin for oil suction and discharge hose, a coupled length of hose in any size, should be tested to 1½ times the working pressure and held for fifteen minutes without leaking or coupling movement. For additional information and detailed instruction on testing procedures, see the Association for Rubber Products Manufacturer's (ARPM) handbook or visit ARPMINC.com.

Size	*Zinc Plated Steel* Part #	Optional Qty	*316 Stainless Steel* Part #	Optional Qty
¼"	***DMA***	200	***RDMA***	100
⅜"	***DMB***	100	***RDMB***	100
½"	***DM1***	50	***RDM1***	50
⅝"	***DM5***	50	---	---
¾"	***DM6***	50	***RDM6***	50
1"	***DM11***	50	***RDM11***	50
1¼"	***DM16***	50	***RDM16***	5
1⅜"	***DM18***	50	---	---
1½"	***DM21***	50	***RDM21***	50
1½"	***DMXL21*** [1]	25	---	---
2"	***DM26***	50	***RDM26***	10
2"	***DMXL26*** [1]	25	---	---
2½"	***DM31***	25	---	---
3"	***DM36***	20	***RDM36***	5
4"	***DM46***	10	***RDM46***	5
5"	***DM51***	5	---	---
6"	***DM66***	4	---	---
8"	***DM86***	1	---	---
10"	***DM100***	1	---	---
12"	***DM120***	1	---	---

[1] XL series has extra long shank

zinc plated steel

316 stainless steel

MURDOCK industrial | Sales@MurdockIndustrial.com www.HoseWarehouse.com | Phone: 330-535-7105 Fax: 330-535-1125 | Skype: MurdockIndustrial

King™ Hose Menders

- **not for compressible products such as air, nitrogen or steam**
- *The working pressure may vary with the construction of the hose, the type of clamping system used and the application.* Consult Dixon® for recommendations.
- In accordance with the ARPM bulletin for oil suction and discharge hose, a coupled length of hose in any size, should be tested to 1½ times the working pressure and held for fifteen minutes without leaking or coupling movement. For additional information and detailed instruction on testing procedures, see the Association for Rubber Products Manufacturer's (ARPM) handbook or visit ARPMINC.com.

for one clamp

Size	*Steel* Part #
1/4"	***KM21***
5/16"	***KM251***
1/2"	***KM41***
5/8"	***KM51***
3/4"	***KM61***
1"	***KM81***
1-1/4"	***KM101***
1-1/2"	***KM121***

for two clamps

Size	*Steel* Part #
½"	***KM42***
⅝"	***KM52***
¾"	***KM62***
1"	***KM82***
1¼"	***KM102***
1½"	***KM122***
2"	***KM162***

Barbed Hose Menders

Hose ID	*Lead Free Brass* [1] Part #	*Brass* Previous Part #	*Brass* Part #
1/8"	---	BM1	***1780202C***
3/16"	---	BM15	***1780303C***
1/4" x 1/8"	---	BM2-1	***1780402C***
1/4"	***1780404CLF***	BM2	***1780404C***
5/16"	---	BM25	***1780505C***
3/8" x 1/4"	---	BM3-2	***1780604C***
3/8"	***1780606CLF***	BM3	***1780606C***
1/2" x 3/8"	---	BM4-3	***1780806C***
1/2"	***1780808CLF***	BM4	***1780808C***
5/8" x 3/8"	---	BM5-3	***1781006C***
5/8" x 1/2"	---	BM5-4	***1781008C***
5/8"	---	BM5	***1781010C***
3/4" x 1/2"	---	BM6-4	***1781208C***
3/4"	---	BM6	***1781212C***
1"	---	BM8	***1781616C***

[1] Lead free brass <=0.25% lead; Alloy CA2745; Alloy C46400

Short Shank Menders

Size	Length	Previous Part #	*316 Stainless Steel* Part #
¼"	2-1/32"	1780404SS	***RM2***
⅜"	2-1/16"	1780606SS	***RM3***
½"	2-1/16"	1780808SS	***RM4***
¾"	2-1/2"	1781212SS	***RM6***

MURDOCK industrial | Sales@MurdockIndustrial.com www.HoseWarehouse.com | Phone: 330-535-7105 Fax: 330-535-1125 | Skype: MurdockIndustrial

Male NPTF x Hose Barb

- Optional package quantity

Hose ID	Male NPTF	*Brass* Previous Part #	*Brass* Part #	*Lead Free Brass* [1, 3] Part #	*316 Stainless Steel* [1] Part #	Pkg Qty
⅛"	⅛"	BN11	***1020202C***	---	***RN11***	100
	¼"	BN122	***1020204C***	---	---	100
3/16"	⅛"	BN151	***1020302C***	***1020302CLF***	***RN151***	100
	¼"	BN152	***1020304C***	---	***RN152***	100
¼"	⅛"	BN21	***1020402C***	***1020402CLF***	***RN21***	100
	¼"	BN22	***1020404C***	***1020404CLF***	***RN22***	100
	⅜"	BN23	***1020406C***	---	***RN23***	100
	½"	BN24	***1020408C***	---	---	50
5/16"	⅛"	BN251	***1020502C***	***1020502CLF***	***RN251***	100
	¼"	BN252	***1020504C***	***1020504CLF***	***RN252***	50
	⅜"	BN253	***1020506C***	---	***RN253***	50
⅜"	⅛"	BN31	***1020602C***	***1020602CLF***	***RN31***	100
	¼"	BN32	***1020604C***	***1020604CLF***	***RN32***	100
	⅜"	BN33	***1020606C***	***1020606CLF***	***RN33***	50
	½"	BN34	***1020608C***	***1020608CLF***	***RN34***	25
	¾"	BN36	***1020612C***	---	---	25
½"	¼"	BN42	***1020804C***	***1020804CLF***	***RN42***	50
	⅜"	BN43	***1020806C***	***1020806CLF***	***RN43***	50
	½"	BN44	***1020808C***	***1020808CLF***	***RN44***	25
	¾"	BN46	***1020812C***	---	***RN46***	25
⅝"	⅜"	BN53	***1021006C***	---	***RN53***	50
	½"	BN54	***1021008C***	***1021008CLF***	***RN54***	25
	¾"	BN56	***1021012C***	---	***RN56***	25
¾"	½"	BN64	***1021208C***	***1021208CLF***	***RN64***	25
	¾"	BN66	***1021212C***	***1021212CLF***	***RN66***	20
1"	¾"	BN86	***1021612C***	---	***RN86***	20
	1"	BN88	***1021616C*** [2]	---	***RKHN881*** [4]	10
1¼"	¾"	BN106	***1022012C***	---	---	10
	1"	BN108	***1022016C*** [2]	---	---	5



brass

316 stainless steel

[1] NPT thread
[2] capped
[3] Lead free brass <=0.25% lead; Alloy CA2745; Alloy C46400
[4] same shank style as KHN881 shown on page 197

Male NPTF Swivel x Hose Barb

- Optional package quantity

Hose ID	Male NPTF	*Brass* Previous Part #	*Brass* Part #	Pkg Qty
¼"	⅛"	103-0402	***1030402C***	100
	¼"	103-0404	***1030404C***	100
⅜"	¼"	103-0604	***1030604C***	100
	⅜"	103-0606	***1030606C***	50
½"	⅜"	103-0806	***1030806C***	50
	½"	103-0808	***1030808C***	25
¾"	¾"	103-1212	***1031212C***	20
1"	1-11½"	103-1616	***1031616C*** [1]	10

[1] capped threads
- swivel is for assembly convenience only, not for live swivel applications **120 PSI** maximum

MURDOCK industrial | Sales@MurdockIndustrial.com www.HoseWarehouse.com | Phone: 330-535-7105 Fax: 330-535-1125 | Skype: MurdockIndustrial

Male NPTF x Beaded Hose Barb

Hose ID	Male NPTF	*Brass* Part #	Pkg Qty
1/4"	⅛"	***268B0402***	100
	¼"	***268B0404***	100
5/16"	⅛"	***268B0502***	100
	¼"	***268B0504***	50
3/8"	⅛"	***268B0602***	100
	¼"	***268B0604***	100
	⅜"	***268B0606***	50
1/2"	⅜"	***268B0806***	50
	½"	***268B0808***	50
5/8"	½"	***268B1008***	25
3/4"	½"	***268B1208***	50
	¾"	***268B1212***	25

Male BSPT x Hose Barb



Hose ID	Male BSPT	*Brass* Previous Part #	*Brass* Part #	Pkg Qty
¼"	⅛"	BN21BSPT	***1020402BSPT***	100
	¼"	BN22BSPT	***1020404BSPT***	100
⅜"	¼"	BN32BSPT	***1020604BSPT***	100
	⅜"	BN33BSPT	***1020606BSPT***	50
	½"	BN34BSPT	***1020608BSPT***	25
½"	⅜"	BN43BSPT	***1020806BSPT***	50
	½"	BN44BSPT	***1020808BSPT***	50
¾"	¾"	BN66BSPT	***1021212BSPT***	25
1"	1"	BN88BSPT	***1021616BSPT***	10

Female NPTF x Hose Barb

brass



303 stainless steel

Hose ID	Female NPTF	*Brass* Previous Part #	*Brass* Part #	*Lead Free Brass* [1, 2] Part #	*303 Stainless Steel* [1] Previous Part #	*303 Stainless Steel* [1] Part #	Pkg Qty
1/8"	⅛"	BF11	***1040202C***	---	---	---	100
	¼"	BF12	***1040204C***	---	---	---	100
3/16"	⅛"	BF151	***1040302C***	---	---	---	100
	¼"	BF152	***1040304C***	---	---	---	100
1/4"	⅛"	BF21	***1040402C***	---	---	---	100
	¼"	BF22	***1040404C***	***1040404CLF***	BF22SS	***1040404SS***	100
	⅜"	BF23	***1040406C***	---	---	---	50
	½"	BF24	***1040408C***	---	---	---	50
5/16"	⅛"	BF251	***1040502C***	---	---	---	100
	¼"	BF252	***1040504C***	---	---	---	100
	⅜"	BF253	***1040506C***	---	---	---	100
3/8"	⅛"	BF31	***1040602C***	---	---	---	100
	¼"	BF32	***1040604C***	***1040604CLF***	BF32SS	***1040604SS***	50
	⅜"	BF33	***1040606C***	***1040606CLF***	BF33SS	***1040606SS***	50
	½"	BF34	***1040608C***	***1040608CLF***	---	---	50
	¾"	BF36	***1040612C***	---	---	---	25
1/2"	¼"	BF42	***1040804C***	---	---	---	50
	⅜"	BF43	***1040806C***	---	---	---	50
	½"	BF44	***1040808C***	***1040808CLF***	BF44SS	***1040808SS***	50
	¾"	BF46	***1040812C***	---	---	---	25
5/8"	⅜"	BF53	***1041006C***	---	---	---	50
	½"	BF54	***1041008C***	---	---	---	25
	¾"	BF56	***1041012C***	---	---	---	25
3/4"	½"	BF64	***1041208C***	---	---	---	25
	¾"	BF66	***1041212C***	---	---	---	20
1"	¾"	BF86	***1041612C***	---	---	---	20
	1"	BF88	***1041616C***	---	---	---	10
1-1/4"	1"	BF108	***1042016C***	---	---	---	10

[1] NPT threads and are packaged to order
[2] Lead free brass <=0.25% lead; Alloy CA2745; Alloy C46400

MURDOCK industrial | Sales@MurdockIndustrial.com www.HoseWarehouse.com | Phone: 330-535-7105 Fax: 330-535-1125 | Skype: MurdockIndustrial

Female NPSM Swivel x Hose Barb Ball Seat

Hose ID	Female NPSM	Brass Previous Part #	Brass Part #	Pkg Qty
1/8"	⅛"	BFS11	***1240202K***	100
3/16"	⅛"	BFS151	***1240302K***	100
	¼"	BFS152	***1240304K***	100
1/4"	⅛"	BFS21	***1240402K***	100
	¼"	BFS22	***1240404K***	100
	⅜"	BFS23	***1240406K***	100
5/16"	¼"	BFS252	***1240504K***	100
	⅜"	BFS253	***1240506K***	50
3/8"	¼"	BFS32	***1240604K***	100
	⅜"	BFS33	***1240606K***	100
	½"	BFS34	***1240608K***	100
1/2"	⅜"	BFS43	***1240806K***	50
	½"	BFS44	***1240808K***	100
3/4"	¾"	BFS66	***1241212K***	50

Female NPSM Swivel x Hose Barb Gasket Seat

Hose ID	Female NPSM	Brass Previous Part #	Brass Part #	Pkg Qty
1/8"	⅛"	126-0202	***1260202C***	100
3/16"	⅛"	126-0302	***1260302C***	100
	¼"	126-0304	***1260304C***	100
1/4"	⅛"	126-0402	***1260402C***	100
	¼"	126-0404	***1260404C***	100
	⅜"	126-0406	***1260406C***	100
5/16"	¼"	126-0504	***1260504C***	100
3/8"	¼"	126-0604	***1260604C***	100
	⅜"	126-0606	***1260606C***	50
	½"	126-0608	***1260608C***	50
1/2"	⅜"	126-0806	***1260806C***	50
	½"	126-0808	***1260808C***	50
3/4"	¾"	126-1212	***1261212C***	25

- not recommended for water applications

MURDOCK industrial | Sales@MurdockIndustrial.com www.HoseWarehouse.com | Phone: 330-535-7105 Fax: 330-535-1125 | Skype: MurdockIndustrial

Male NPTF x Hose Barb 90° Elbow

Hose ID	Male NPTF	Brass Previous Part #	Brass Part #	Lead Free Brass [2, 3] Part #
3/16"	⅛"	EL15H1M	***1290302C***	---
1/4"	⅛"	EL2H1M	***1290402C***	---
	¼"	EL2H2M	***1290404C***	***1290404CLF***
	⅜"	EL2H3M	***1290406C***	---
5/16"	⅛"	EL25H1M	***1290502C***	---
	¼"	EL25H2M	***1290504C***	---
	⅜"	EL25H3M	***1290506C***	---
3/8"	⅛"	EL3H1M	***1290602C***	---
	¼"	EL3H2M	***1290604C***	***1290604CLF***
	⅜"	EL3H3M	***1290606C***	***1290606CLF***
	½"	EL3H4M	***1290608C***	---
1/2"	¼"	EL4H2M	***1290804C***	---
	⅜"	EL4H3M	***1290806C***	---
	½"	EL4H4M	***1290808C***	---
5/8"	⅜"	EL5H3M	***1291006C***	---
	½"	EL5H4M	***1291008C***	---
3/4"	½"	EL6H4M	***1291208C***	---
	¾"	EL6H6M	***1291212C***	---
1"	¾"	EL8H6M	***1291612C***	---
	1"	EL8H8M	***1291616C*** [1]	---

[1] capped
[2] Lead free brass <=0.25% lead; Alloy CA2745; Alloy C46400
[3] NPT thread

Hose ID	Male NPT	Stainless Steel Previous Part #	Stainless Steel Part #	Pkg Qty
¼"	⅛"	EL2H1MSS	***1290402SS***	50
	¼"	EL2H2MSS	***1290404SS***	50
⅜"	¼"	EL3H2MSS	***1290604SS***	50
	⅜"	EL3H3MSS	***1290606SS***	50
½"	¼"	EL4H2MSS	***1290804SS***	50
	⅜"	EL4H3MSS	***1290806SS***	50
	½"	EL4H4MSS	***1290808SS***	25
¾"	½"	EL6H4MSS	***1291208SS***	25
	¾"	EL6H6MSS	***1291212SS***	25

Female NPTF x Hose Barb 90° Elbow

Hose ID	Female NPTF	Brass Previous Part #	Brass Part #	Pkg Qty
¼"	⅛"	134-0402	***1340402C***	50
	¼"	134-0404	***1340404C***	50
⅜"	¼"	134-0604	***1340604C***	50
	⅜"	134-0606	***1340606C***	50
½"	¼"	134-0804	***1340804C***	25
	⅜"	134-0806	***1340806C***	25
	½"	134-0808	***1340808C***	25
¾"	¾"	134-1212	***1341212C***	25

MURDOCK industrial | Sales@MurdockIndustrial.com www.HoseWarehouse.com | Phone: 330-535-7105 Fax: 330-535-1125 | Skype: MurdockIndustrial

Barbed 90° Elbow Splicers

Hose ID	Brass		304 Stainless Steel		Pkg Qty
	Previous Part #	Part #	Previous Part #	Part #	
1/8"	177-0202	***1770202C***	177-0202SS	***1770202SS***	25
3/16"	177-0303	***1770303C***	177-0303SS	***1770303SS***	25
1/4" x 1/8"	177-0402	***1770402C***	---	---	25
1/4"	177-0404	***1770404C***	177-0404SS	***1770404SS***	25
5/16"	177-0505	***1770505C***	---	---	25
3/8" x 1/4"	177-0604	***1770604C***	---	---	25
3/8"	177-0606	***1770606C***	177-0606SS	***1770606SS***	25
1/2" x 3/8"	177-0806	***1770806C***	---	---	25
1/2"	177-0808	***1770808C***	177-0808SS	***1770808SS***	25
5/8"	177-1010	***1771010C***	---	---	25
3/4" x 1/2"	177-1208	***1771208C***	---	---	25
3/4"	177-1212	***1771212C***	---	---	25

brass

304 stainless steel

Barbed Tee Splicers

Hose ID	Brass		Lead Free Brass Part #	Pkg Qty
	Previous Part #	Part #		
1/8"	179-0202	***1790202C***	---	25
3/16"	179-0303	***1790303C***	---	100
1/4" x 1/8"	179-0402	***1790402C***	---	25
1/4"	179-0404	***1790404C***	***1790404CLF***	25
5/16"	179-0505	***1790505C***	---	25
3/8" x 1/4"	179-0604	***1790604C*** [1]	---	25
3/8" x 1/4"	---	***1790604BARB***	---	25
3/8"	179-0606	***1790606C***	***1790606CLF***	25
1/2" x 3/8"	179-0806	***1790806C***	---	25
1/2"	179-0808	***1790808C***	---	25
5/8"	179-1010	***1791010C***	---	25
3/4" x 1/2"	179-1208	***1791208C***	---	25
3/4"	179-1212	***1791212C***	---	20

[1] drop leg has ¼"-18 male NPTF thread

brass

brass with male NPTF

lead free brass

Hose ID	304 Stainless Steel	
	Previous Part #	Part #
1/8"	179-0202SS	***1790202SS***
3/16"	179-0303SS	***1790303SS***
1/4"	179-0404SS	***1790404SS***
3/8"	179-0606SS	***1790606SS***
1/2"	179-0808SS	***1790808SS***

304 stainless steel

MURDOCK industrial | Sales@MurdockIndustrial.com www.HoseWarehouse.com | Phone: 330-535-7105 Fax: 330-535-1125 | Skype: MurdockIndustrial

Male NPTF x Hose Barb 45° Elbow

Hose ID	Male NPTF	Brass Previous Part #	Brass Part #	Pkg Qty
¼"	⅛"	139-0402	***1390402C***	100
	¼"	139-0404	***1390404C***	25
⅜"	⅛"	139-0602	***1390602C***	100
	¼"	139-0604	***1390604C***	100
	⅜"	139-0606	***1390606C***	25
½"	¼"	139-0804	***1390804C***	25
	⅜"	139-0806	***1390806C***	25
	½"	139-0808	***1390808C***	25
¾"	½"	139-1208	***1391208C***	25

Male 45° SAE x Hose Barb

Hose ID	Male UNF	Brass Previous Part #	Brass Part #	Pkg Qty
3/16"	7/16"-20	142-0307	***1420307C***	100
1/4"	7/16"-20	142-0407	***1420407C***	100
	5/8"-18	142-0410	***1420410C***	100
5/16"	1/2"-20	142-0508	***1420508C***	100
3/8"	5/8"-18	142-0610	***1420610C***	50
	3/4"-16	142-0612	***1420612C***	50
1/2"	3/4"-16	142-0812	***1420812C***	50

Female 45°SAE/37°JIC Swivel x Hose Barb

Hose ID	Tube OD	Female UNF	Brass Previous Part #	Brass Part #	Pkg Qty
3/16"	1/4"	7/16"-20	143-0307	***1430307K***	100
1/4"	1/4"	7/16"-20	143-0407	***1430407K***	100
	1/4"	7/16"-20	---	***1430407KLF*** [1]	---
	5/16"	½"-20	143-0408	***1430408K***	100
5/16"	5/16"	½"-20	143-0508	***1430508K***	50
3/8"	1/2"	¾"-16	143-0612	***1430612K***	100
1/2"	1/2"	¾"-16	143-0812	***1430812K***	100
	5/8"	⅞"-14	143-0814	***1430814K***	50

[1] Lead free brass <=0.25% lead; Alloy CA2745; Alloy C46400

MURDOCK industrial | Sales@MurdockIndustrial.com www.HoseWarehouse.com | Phone: 330-535-7105 Fax: 330-535-1125 | Skype: MurdockIndustrial

Female 45° SAE Swivel x Hose Barb

Hose ID	Tube OD	Female UNF	*Brass* Previous Part #	*Brass* Part #	Pkg Qty
3/16"	3/16"	3/8"-24	144-0306	***1440306K***	100
1/4"	3/8"	5/8"-18	144-0410	***1440410K***	100
5/16"	3/8"	5/8"-18	144-0510	***1440510K***	100
3/8"	3/8"	5/8"-18	144-0610	***1440610K***	100
1/2"	1/2"	3/4"-16	144-0812	***1440812K***	100
3/4"	3/4"	1-1/16"-14	144-1217	***1441217K*** [1]	25

[1] Notch in nut for SAE identification

Female 37° JIC Swivel x Hose Barb

Hose ID	Tube OD	Female UNF	*Brass* Previous Part #	*Brass* Part #	Pkg Qty
⅜"	⅜"	9/16"-18	145-0609	***1450609K***	100
¾"	¾"	1-1/16"-12	145-1217	***1451217K***	25

Female PTF-SAE Short Swivel x Hose Barb

Hose ID	Female PTF-SAE Short	*Brass* Previous Part #	*Brass* Part #	Pkg Qty
¼"	¼"	105-0404	***1050404C***	50
⅜"	¼"	105-0604	***1050604C***	50
	⅜"	105-0606	***1050606C***	50
½"	⅜"	105-0806	***1050806C***	50
	½"	105-0808	***1050808C***	25

- swivel is for assembly convenience only, not for live swivel applications, **120 PSI** maximum

MURDOCK industrial | Sales@MurdockIndustrial.com www.HoseWarehouse.com | Phone: 330-535-7105 Fax: 330-535-1125 | Skype: MurdockIndustrial

Brass Ferrules for Air & Fluid

- **sold in package quantities only**

BFM



BFL

Ferrule ID	Ferrule Length	End Hole Size	Metal Gauge	*Stnd Ind Part #*	*Bore/Crimp Diameter* [1]	Previous Part #	*Brass Part #*	Pkg Qty
.478"	.688	.328	.024"	4750	0.450	2004750C	***BFM478***	50
.500"	1	.344	.024"	7322	0.475	2005005C	***BFM500***	50
.528"	1	.375	.024"	7323	0.500	2005255C	***BFM525***	50
.528"	1	.438	.024"	7324	0.500	2005310C	***BFM531***	50
.562"	1	.438	.024"	7325	0.525	2005620C	***BFM562***	50
.593"	1	.438	.024"	7326	0.550	2005930C	***BFM593***	50
.625"	1	.438	.024"	7327	0.575	2006255C	***BFM625***	50
.656"	1	.438	.024"	7328	0.600	2006560C	***BFM656***	50
.687"	1	.500	.024"	7329	0.625	2006900C	***BFM687***	50
.718"	1	.625	.024"	7330	0.675	2007180C	***BFM718***	50
.718"	1	.500	.024"	7330B	0.675	---	***BFM718B***	50
.750"	1	.625	.024"	7331	0.700	2007505C	***BFM750***	50
.750"	1	.500	.024"	7331B	0.700	---	***BFM750B***	50
.781"	1	.625	.024"	7332	0.725	2007810C	***BFM781***	50
.781"	1	.500	.024"	7332B	0.725	---	***BFM781B***	50
.812"	1	.625	.024"	7333	0.750	2008120C	***BFM812***	50
.380"	.500	.266	.016"	622	0.350	---	***BFL380***	50
.400"	.469	.266	.020"	619	0.375	2004000C	***BFL400***	50
.410"	.500	.266	.016"	620	0.375	---	***BFL410***	50
.450"	.469	.344	.016"	769	0.425	2004530C	***BFL450***	50
.500"	.500	.344	.016"	624	0.450	2005000C	***BFL500***	50
.525"	.500	.344	.016"	625	0.475	2005250C	***BFL525***	50
.548"	.484	.375	.016"	626	0.500	2005500C	***BFL548***	50
.564"	.750	.375	.019"	3588	0.525	---	***BFL564***	50
.575"	.484	.469	.019"	KK	0.525	---	***BFL575***	50
.600"	.500	.500	.019"	JJ	0.550	---	***BFL600***	50
.625"	.500	.500	.019"	II	0.575	2006250C	***BFL625***	50
.650"	.500	.500	.019"	HH	0.600	2006500C	***BFL650***	50
.675"	.516	.500	.019"	GG	0.625	2006750C	***BFL675***	50
.725"	.531	.500	.019"	EE	0.675	2007250C	***BFL725***	50
.750"	.531	.500	.019"	DD	0.675	2007500C	***BFL750***	50
.775"	.531	.500	.016"	CC	0.700	2007750C	***BFL775***	50

[1] Plain die bore diameter can be used as crimp spec ±.005

- For use with ribbed and plain dies on page 219

Brass Ferrules for Fluid

- **sold in package quantities only**

BFMW

Ferrule ID	Ferrule Length	End Hole Size	Metal Gauge	*Stnd Ind Part #*	*Ribbed Die**	*Plain Die**	*Bore/Crimp Diameter* [1]	Previous Part #	*Brass Part #*	Pkg Qty
.800"	.844"	.688"	.024"	---	***R28***	***P29***	0.750	---	***BF800***	25
.825"	.844"	.688"	.024"	---	***R27***	***P28***	0.775	---	***BF825***	25
.850"	.563"	.688"	.019"	Z	***R26***	***P27***	0.800	---	***BF850***	25
.875"	.844"	.688"	.024"	7244A	***R25***	***P26***	0.825	2008750C	***BFW875***	25
.900"	.844"	.688"	.024"	5029A	***R24***	***P25***	0.850	---	***BFW900***	25
.937"	.844"	.688"	.024"	7242A	***R23***	***P24***	0.875	2009250C	***BFW925***	25
.975"	.844"	.688"	.024"	5028A	***R21***	***P22***	0.925	2009750C	***BFW975***	25
1.025""	.844"	.693"	.024"	7114A	***R19***	***P20***	0.975	2001025C	***BFW1025***	25
1.175"	.844"	.875"	.024"	7088A	***R13***	***P14***	1.125	2001175C	***BFW1175***	25
1.050"	.625"	.750"	.025""	3605	***R18***	***P19***	1.000	---	***BFMW1050***	25
1.100"	.844"	.812"	.024"	5027A	***R16***	***P17***	1.050	2001100C	***BFMW1100***	25
1.150"	.844"	.875"	.024"	7104A	***R15***	***P15***	1.100	2009950C	***BFMW1150***	25
1.225"	.875"	.875"	.025"	875-K	***R11***	***P12***	1.175	2001225C	***BFMW1225***	25
1.275"	.875"	1.000"	.025"	875-I	***R9***	***P10***	1.225	---	***BFMW1275***	25
1.400"	.687"	1.125"	.019"	D	***R4***	***P5***	1.350	---	***BFMW1400***	25
1.500"	.875"	1.125"	.025"	1500	***---***	***P1***	1.450	2001500C	***BFMW1500***	25

[1] Plain die bore diameter can be used as crimp spec ±.005

- For use with ribbed and plain dies on page 219

MURDOCK industrial | Sales@MurdockIndustrial.com www.HoseWarehouse.com | Phone: 330-535-7105 Fax: 330-535-1125 | Skype: MurdockIndustrial

Ribbed and Plain Dies

Ferrule ID	*Stnd Ind Part #*	*Bore/Crimp Diameter* [1]	Ribbed Die	Plain Die
.478"	4750	0.450	***R41***	***P42***
.500"	7322	0.475	***R40***	***P40***
.528"	7323	0.500	***R39***	***P39***
.528"	7324	0.500	***R39***	***P39***
.562"	7325	0.525	***R37***	***P38***
.593"	7326	0.550	***R36***	***P37***
.625"	7327	0.575	***R35***	***P36***
.656"	7328	0.600	***R34***	***P35***
.687"	7329	0.625	***R33***	***P34***
.718"	7330	0.675	***R31***	***P32***
.718"	7330B	0.675	***R31***	***P32***
.750"	7331	0.700	***R30***	***P31***
.750"	7331B	0.700	***R30***	***P31***
.781"	7332	0.725	***R29***	***P30***
.781"	7332B	0.725	***R29***	***P30***
.812"	7333	0.750	***R28***	***P29***
.380"	622	0.350	***R44***	***P45***
.400"	619	0.375	***R44***	***P44***
.410"	620	0.375	***R43***	***P44***
.450"	769	0.425	***R41***	***P42***
.500"	624	0.450	***R40***	***P41***
.525"	625	0.475	***R39***	***P40***
.548"	626	0.500	***R38***	***P39***
.564"	3588	0.525	***R37***	***P38***
.575"	KK	0.525	***R37***	***P38***
.600"	JJ	0.550	***R36***	***P37***
.625"	II	0.575	***R35***	***P36***
.650"	HH	0.600	***R34***	***P35***
.675"	GG	0.625	***R34***	***P34***
.725"	EE	0.675	***R31***	***P32***
.750"	DD	0.675	***R30***	***P32***
.775"	CC	0.700	***R31***	***P31***
.800"	---	0.750	***R28***	***P29***
.825"	---	0.775	***R27***	***P28***
.850"	Z	0.800	***R26***	***P27***
.875"	7244A	0.825	***R25***	***P26***
.900"	5029A	0.850	***R24***	***P25***
.937"	7242A	0.875	***R23***	***P24***
.975"	5028A	0.925	***R21***	***P22***
1.025""	7114A	0.975	***R19***	***P20***
1.175"	7088A	1.125	***R13***	***P14***
1.050"	3605	1.000	***R18***	***P19***
1.100"	5027A	1.050	***R16***	***P17***
1.150"	7104A	1.100	***R15***	***P15***
1.225"	875-K	1.175	***R11***	***P12***
1.275"	875-I	1.225	***R9***	***P10***
1.400"	D	1.350	***R4***	***P5***
1.500"	1500	1.450	***---***	***P1***

[1] Plain die bore diameter can be used as crimp spec ±.005

- dies for use with 5111A and 1765A ferrule machines. Other sizes are available.

P29

R28

MURDOCK industrial | Sales@MurdockIndustrial.com www.HoseWarehouse.com | Phone: 330-535-7105 Fax: 330-535-1125 | Skype: MurdockIndustrial

Manually - Operated Brass Ferrule Crimper

Features:
- crimps all brass ferrules shown on page 218
- does not include dies
- Dies for ferrule machines are available in standard sets for all ferrules as tabulated (4 segments to a set), supplied with plain or ribbed crimping surface
- height: 27" with handle upright
- base: 8" x 3"
- body: 7⅜"

Part #
5111A

Air Operated Brass Ferrule Crimper

Features:
- provides efficient mass production assembly of hose, ferrules, and fittings
- The foot pedal permits the use of both hands, reduces fatigue and speeds production.
- complete with air cylinder, ferrule machine (less dies), fitted hose lengths and necessary control valves
- ready for work bench installation
- crimps all brass ferrules shown on page 218

Part #
1765A

Die sizes for ferrules and machine numbers 1765A and 5111A are on page 219.

MURDOCK industrial | Sales@MurdockIndustrial.com www.HoseWarehouse.com | Phone: 330-535-7105 Fax: 330-535-1125 | Skype: MurdockIndustrial

Small Hose Crimpers

Features:

- Hose crimper provides "big tool" crimping advantages at a fraction of the cost.
- rugged, portable and easy to use
- 855 crimper with 5 dies for 31/64" (0.484") to 45/64" (0.703") OD hose
- 855A crimper with 5 dies for 28/64" (0.437") to 43/64" (0.671") OD hose
- optional dies up to 52/64" OD available

Previous Part #	Part #
200FC	***855***
---	***855A***

Small Hose Crimper Dies

Die Bore	Hose OD from	Hose OD to	Crimper # ***855***	Crimper # ***855A***	Previous Part #	Die Part #
.375"	.385"	.406"	optional	optional	200FC3	***856-10***
.437"	.447"	.468"	optional	standard	---	***856-7***
.484"	.490"	.520"	standard	standard	200FC4A	***856-4***
.531"	.540"	.562"	standard	standard	200FC4B	***856-3***
.578"	.590"	.625"	standard	standard	200FC5	***856-2***
.625"	.640"	.671"	standard	standard	200FC6A	***856-1***
.687"	.690"	.710"	standard	optional	200FC6B	***856-5***
.750"	.760"	.781"	optional	optional	200FC8A	***856-8***
.812"	.820"	.843"	optional	optional	200FC8B	***856-9***

MURDOCK industrial | Sales@MurdockIndustrial.com www.HoseWarehouse.com | Phone: 330-535-7105 Fax: 330-535-1125 | Skype: MurdockIndustrial

Large Hose Crimper

Features:
- for crimping ½" to 1" ID hoses with larger OD's, from 11/16" to 1½"
- crimps standard brass or aluminum ferrules
- order separate dies for each hose diameter
- **Dies sold separately**

Crimper Part #
860

Crimper Dies

Hose OD/ Finished Crimp Dimension	Hose OD		Die Part #
	From	To	
11/16"	.687"	.765"	***861-22***
23/32"	.718"	.796"	***861-23***
3/4"	.750"	.828"	***861-24***
25/32"	.781"	.860"	***861-25***
13/16"	.812"	.890"	***861-26***
27/32"	.843"	.921"	***861-27***
7/8"	.875"	.953"	***861-28***
29/32"	.906"	.985"	***861-29***
15/16"	.937"	1.010"	***861-30***
31/32"	.968"	1.040"	***861-31***
1"	1.000"	1.070"	***861-32***
1-1/32"	1.031"	1.110"	***861-33***
1-1/16"	1.062"	1.114"	***861-34***
1-1/8"	1.125"	1.208"	***861-36***
1-3/16"	1.187"	1.265"	***861-38***
1-1/4"	1.250"	1.321"	***861-40***
1-5/16"	1.312"	1.390"	***861-42***
1-3/8"	1.375"	1.453"	***861-44***
1-7/16"	1.437"	1.551"	***861-46***
1-1/2"	1.500"	1.578"	***861-48***

MURDOCK industrial | Sales@MurdockIndustrial.com www.HoseWarehouse.com | Phone: 330-535-7105 Fax: 330-535-1125 | Skype: MurdockIndustrial

Push-On Hose Barb Fittings

Assembly Instructions:

1. Trim hose end with smooth square cut
2. Lubricate either push-on fitting, hose or both.
3. Insert push-on fitting into hose until first barb is in hose.
4. Place end of fitting against a flat object (bench, wall, etc.) and grip the hose one inch from end. Push with a steady force until end of hose is covered by yellow plastic cap.

Disassembly Instructions:

1. Leaving push-on fitting in place, make a 1" cut in the hose along the barbed end of the fitting. Note: Be careful not to nick barbs when cutting the hose.
2. With firm grip on hose, give a sharp downward pull to release the fitting from the hose.

- ***intended for use with Lok-On (push-on style) hose only***
- No hose clamps or ferrules are needed for installation
- Properly grips push-on hose only when pushed all the way in, with the cut end of the hose completely concealed by the plastic cap.

Male NPTF x Hose Barb

- refer to page 226 for Push-On garden hose thread fittings
- optional package quantity

Hose ID	Male NPTF	*Brass* Previous Part #	*Brass* Part #	*Brass* Pkg Qty	*Brass Cap Option* Part #	*Brass Cap Option* Pkg Qty	*Lead FreeBrass* [1, 3] Part #	Pkg Qty
1/4"	⅛"	BPN21	***2720402C***	100	***2720402CBC***	100	***2720402CLF***	100
	¼"	BPN22	***2720404C***	100	***2720404CBC***	100	***2720404CLF***	100
	⅜"	BPN23	***2720406C***	50	***2720406CBC***	50	---	---
5/16"	⅛"	BPN251	***2720502C***	100	---	---	---	---
	¼"	BPN252	***2720504C***	50	---	---	---	---
3/8"	⅛"	BPN31	***2720602C***	100	***2720602CBC***	100	---	---
	¼"	BPN32	***2720604C***	50	***2720604CBC***	50	***2720604CLF***	50
	⅜"	BPN33	***2720606C***	50	***2720606CBC***	50	***2720606CLF***	50
	½"	BPN34	***2720608C***	25	***2720608CBC***	25	---	---
	¾"	BPN36	***2720612C***	25	***2720612CBC***	25	---	---
1/2"	¼"	BPN42	***2720804C***	25	***2720804CBC***	25	---	---
	⅜"	BPN43	***2720806C***	25	***2720806CBC***	25	***2720806CLF***	50
	½"	BPN44	***2720808C***	50	***2720808CBC***	50	***2720808CLF***	25
	¾"	BPN46	***2720812C***	50	***2720812CBC***	50	---	---
5/8"	⅜"	BPN53	***2721006C***	25	***2721006CBC***	25	---	---
	½"	BPN54	***2721008C***	25	***2721008CBC***	25	---	---
	¾"	BPN56	***2721012C***	25	***2721012CBC***	25	---	---
3/4"	½"	BPN64	***2721208C***	25	***2721208CBC***	25	---	---
	¾"	BPN66	***2721212C***	25	***2721212CBC***	25	---	---
1"	¾"	BPN86	***2721612C***	10	---	---	---	---
	1"	BPN88	***2721616C*** [2]	10	---	---	---	---

brass

brass cap

303 stainless steel

Hose ID	Male NPT	*303 Stainless Steel* Previous Part #	*303 Stainless Steel* Part #	Pkg Qty
¼"	⅛"	RPN21	***2720402SS***	100
	¼"	RPN22	***2720404SS***	100
⅜"	¼"	RPN32	***2720604SS***	50
	⅜"	RPN33	***2720606SS***	50
½"	¼"	RPN42	***2720804SS***	25
	⅜"	RPN43	***2720806SS***	50
	½"	RPN44	***2720808SS***	25
¾"	½"	RPN64	***2721208SS***	25
	¾"	RPN66	***2721212SS***	20
1"	1"	RPN88	***2721616SS*** [2]	5

[1] Lead free brass <=0.25% lead; Alloy CA2745; Alloy C46400
[2] capped
[3] NPT threads 272LF

Male NPTF Swivel x Hose Barb

Hose ID	Male NPTF	*Brass* Previous Part #	*Brass* Part #	Pkg Qty
¼"	⅛"	271-0402	***2710402C***	100
	¼"	271-0404	***2710404C***	50
⅜"	¼"	271-0604	***2710604C***	50
	⅜"	271-0606	***2710606C***	50
½"	⅜"	271-0806	***2710806C***	25
	½"	271-0808	***2710808C***	20
¾"	¾"	271-1212	***2711212C***	10

- swivel is for assembly convenience only, not for live swivel applications, **120 PSI** maximum

MURDOCK industrial | Sales@MurdockIndustrial.com www.HoseWarehouse.com | Phone: 330-535-7105 Fax: 330-535-1125 | Skype: MurdockIndustrial

Push-On Hose Barb Fittings

- ***intended for use with Lok-On (push-on style) hose only***
- No hose clamps or ferrules are needed for installation
- Properly grips push-on hose only when pushed all the way in, with the cut end of the hose completely concealed by the plastic cap.

Male NPTF x Hose Barb 90° Elbow

Hose ID	Male NPTF	Brass		Pkg Qty
		Previous Part #	Part #	
¼"	⅛"-27	273-0402	***2730402C***	100
	¼"-18	273-0404	***2730404C***	50
⅜"	⅛"-27	273-0602	***2730602C***	50
	¼"-18	273-0604	***2730604C***	50
	⅜"-18	273-0606	***2730606C***	25
½"	⅜"-18	273-0806	***2730806C***	25
	½"-14	273-0808	***2730808C***	25
¾"	½"-14	273-1208	***2731208C***	10
	¾"-14	273-1212	***2731212C***	10

Female NPTF x Hose Barb

- refer to page 226 for Push-On garden hose thread fittings



brass cap

Hose ID	Female NPTF	Brass		Pkg Qty
		Previous Part #	Part #	
1/4"	⅛"	BPF21	***2740402C***	100
	⅛"	---	***2740402CBC*** [1]	---
	¼"	BPF22	***2740404C***	100
	¼"	---	***2740404CBC*** [1]	---
	⅜"	BPF23	***2740406C***	50
	⅜"	---	***2740406CBC*** [1]	---
5/16"	⅛"	BPF251	***2740502C***	100
	¼"	BPF252	***2740504C***	50
3/8"	⅛"	BPF31	***2740602C***	50
	⅛"	---	***2740602CBC*** [1]	---
	¼"	BPF32	***2740604C***	50
	¼"	---	***2740604CBC*** [1]	---
	⅜"	BPF33	***2740606C***	50
	⅜"	---	***2740606CBC*** [1]	---
	½"	BPF34	***2740608C***	50
	¾"	BPF36	***2740612C***	25
1/2"	¼"	BPF42	***2740804C***	50
	¼"	---	***2740804CBC*** [1]	50
	⅜"	BPF43	***2740806C***	50
	⅜"	---	***2740806CBC*** [1]	---
	½"	BPF44	***2740808C***	25
	½"	---	***2740808CBC*** [1]	---
	¾"	BPF46	***2740812C***	25
	¾"	---	***2740812CBC*** [1]	---
5/8"	⅜"	BPF53	***2741006C***	25
	½"	BPF54	***2741008C***	25
	½"	---	***2741008CBC*** [1]	---
	¾"	BPF56	***2741012C***	25
3/4"	½"	BPF64	***2741208C***	25
	¾"	BPF66	***2741212C***	25
	¾"	---	***2741212CBC*** [1]	---
1"	¾"	BPF86	***2741612C***	10
	1"	BPF88	***2741616C***	10

[1] brass cap on CBC parts

MURDOCK industrial | Sales@MurdockIndustrial.com www.HoseWarehouse.com | Phone: 330-535-7105 Fax: 330-535-1125 | Skype: MurdockIndustrial

Push-On Hose Barb Fittings

- ***intended for use with Lok-On (push-on style) hose only***
- No hose clamps or ferrules are needed for installation
- Properly grips push-on hose only when pushed all the way in, with the cut end of the hose completely concealed by the plastic cap.

Female NPSM Swivel x Hose Barb Ball Seat

Hose ID	Female NPSM	*Brass* Previous Part #	*Brass* Part #	Pkg Qty
¼"	⅛"	BPFS21	***2780402C***	100
	⅛"	---	***2780402CBC*** [1]	100
	¼"	BPFS22	***2780404C***	50
	¼"	---	***2780404CBC*** [1]	50
	⅜"	BPFS23	***2780406C***	50
	⅜"	---	***2780406CBC*** [1]	50
⅜"	¼"	BPFS32	***2780604C***	50
	¼"	---	***2780604CBC*** [1]	50
	⅜"	BPFS33	***2780606C***	50
	⅜"	---	***2780606CBC*** [1]	50
	½"	BPFS34	***2780608C***	25
½"	½"	BPFS44	***2780808C***	50
	½"	---	***2780808CBC*** [1]	50
	¾"	BPFS46	***2780812C***	25
	¾"	---	***2780812CBC*** [1]	20
⅝"	¾"	BPFS56	***2781012C***	20
¾"	¾"	BPFS66	***2781212C***	20
	¾"	---	***2781212CBC*** [1]	---



brass cap

[1] brass cap on CBC parts

Female NPSM Swivel x Hose Barb Gasket Seat

Hose ID	Female NPSM	*Brass* Previous Part #	*Brass* Part #	Pkg Qty
¼"	⅛"	280-0402	***2800402C***	100
	⅛"	---	***2800402CBC*** [1]	100
	¼"	280-0404	***2800404C***	100
	¼"	---	***2800404CBC*** [1]	100
⅜"	¼"	280-0604	***2800604C***	50
	¼"	---	***2800604CBC*** [1]	50
	⅜"	280-0606	***2800606C***	50
	⅜"	---	***2800606CBC*** [1]	50
	½"	280-0608	***2800608C***	50
	½"	---	***2800608CBC*** [1]	50
½"	½"	280-0808	***2800808C***	25
	½"	---	***2800808CBC*** [1]	25
⅝"	½"	280-1008	***2801008C***	25
¾"	¾"	280-1212	***2801212C***	20
	¾"	---	***2801212CBC*** [1]	20

brass cap

[1] brass cap on CBC parts
- not recommended for use with water

Hose Menders

Hose ID	*Brass* Previous Part #	*Brass* Part #	*303 Stainless Steel* Previous Part #	*303 Stainless Steel* Part #	Pkg Qty
1/4"	BPM2	***2960404C***	SSPM2	***2960404SS***	100
	---	***2960404CBC*** [1]	---	---	100
5/16"	BPM25	***2960505C***	---	---	100
3/8"	BPM3	***2960606C***	SSPM3	***2960606SS***	50
	---	***2960606CBC*** [1]	---	---	50
1/2"	BPM4	***2960808C***	SSPM4	***2960808SS***	50
	---	***2960808CBC*** [1]	---	---	50
5/8"	BPM5	***2961010C***	SSPM5	---	20
	---	***2961010CBC*** [1]	---	---	20
3/4"	BPM6	***2961212C***	SSPM6	---	15
	---	***2961212CBC*** [1]	---	---	15
1"	BPM8	***2961616C***	---	---	10

brass cap

[1] brass cap on CBC parts
- for Tuff-Lite™ hose menders in nylon and polypropelyne see page 252

MURDOCK industrial | Sales@MurdockIndustrial.com www.HoseWarehouse.com | Phone: 330-535-7105 Fax: 330-535-1125 | Skype: MurdockIndustrial

Push-On Hose Barb Fittings

- ***intended for use with Lok-On (push-on style) hose only***
- No hose clamps or ferrules are needed for installation
- Properly grips push-on hose only when pushed all the way in, with the cut end of the hose completely concealed by the plastic cap.

Lok-On Male Garden Hose Fittings



Hose ID	GHT Thread	Brass	
		Previous Part #	Part #
½"	¾"	572-0812	***5720812C***
⅝"	¾"	572-1012	***5721012C***
¾"	¾"	572-1212	***5721212C***

Lok-On Female Swivel Garden Hose Fittings

Hose ID	GHT Thread	Brass	
		Previous Part #	Part #
½"	¾"	574-0812	***5740812C***
⅝"	¾"	574-1012	***5741012C***
¾"	¾"	574-1212	***5741212C***

Lok-On Garden Hose Fitting Sets

Feature:

- washer included, part # ***5911212W*** on page 242

Hose ID	GHT Thread	Brass	
		Previous Part #	Part #
½"	¾"	575-0808	***5750808K***
⅝"	¾"	575-1010	***5751010K***
¾"	¾"	575-1212	***5751212K***

SAE Thread Size to UNF Thread Size Interchange

SAE Thread Number	SAE Tube OD	UNF Thread Size	SAE Thread Number	SAE Tube OD	UNF Thread Size
02	1/8"	5/16"- 24	07	7/16"	11/16" - 24
03	3/16"	3/8" - 24	08	1/2"	3/4" - 16
04	1/4"	7/16" - 20	10	5/8"	7/8" -14
05	5/16"	1/2" - 20	12	3/4"	1-1/16"-14
06	3/8"	5/8" -18	---	---	---

Male 45° SAE Swivel x Hose Barb

brass cap

Hose ID	Tube OD	Male UNF	Brass		Pkg Qty
			Previous Part #	Part #	
¼"	1/4"	7/16"-20	282-0407	***2820407C***	100
	1/4"	7/16"-20	---	***2820407CBC*** [2]	100
	5/16"	1/2"-20	282-0408	***2820408C***	100
	5/16"	1/2"-20	---	***2820408CBC*** [2]	100
⅜"	3/8"	5/8"-18 [1]	282-0610	***2820610C***	50
	3/8"	5/8"-18 [1]	---	***2820610CBC*** [2]	100
½"	1/2"	3/4"-16	282-0812	***2820812C***	50
	1/2"	3/4"-16	---	***2820812CBC*** [2]	50
⅝"	5/8"	7/8"-14	282-1014	***2821014C***	25
	5/8"	7/8"-14	---	***2821014CBC*** [2]	25
¾"	3/4"	1-1/16"-14 [1]	282-1217	***2821217C***	25
	3/4"	1-1/16"-14 [1]	---	***2821217CBC*** [2]	25

[1] notch in nut for SAE identification
[2] brass cap on CBC parts

MURDOCK industrial | Sales@MurdockIndustrial.com www.HoseWarehouse.com | Phone: 330-535-7105 Fax: 330-535-1125 | Skype: MurdockIndustrial

Push-On Hose Barb Fittings

- ***intended for use with Lok-On (push-on style) hose only***
- No hose clamps or ferrules are needed for installation
- Properly grips push-on hose only when pushed all the way in, with the cut end of the hose completely concealed by the plastic cap.

Female 45° SAE Swivel x Hose Barb

- SAE thread size to UNF thread size interchange chart on previous page

Hose ID	Tube OD	FemaleUNF	Brass		Pkg Qty
			Previous Part #	Part #	
1/4"	⅜"	5/8"-18 [1]	284-0410	***2840410C***	50
	⅜"	5/8"-18 [1]	---	***2840410CBC*** [2]	---
5/16"	⅜"	5/8"-18 [1]	284-0510	***2840510C***	50
3/8"	⅜"	5/8"-18 [1]	284-0610	***2840610C***	100
	⅜"	5/8"-18 [1]	---	***2840610CBC*** [2]	---
3/4"	¾"	1-1/16"-14 [1]	284-1217	***2841217C***	25
	¾"	1-1/16"-14 [1]	---	***2841217CBC*** [2]	---



brass cap

[1] notch in nut for SAE identification
[2] brass cap on CBC parts

JIC Thread Size to UNF Thread Size Interchange

JIC Thread Number	JIC Tube OD	UNF Thread Size	JIC Thread Number	JIC Tube OD	UNF Thread Size
02	1/8"	5/16"- 24	12	3/4"	1–1/16" - 12
03	3/16"	3/8" - 24	14	7/8"	1-3/16" - 12
04	1/4"	7/16" - 20	16	1"	1–5/16" - 12
05	5/16"	1/2" - 20	20	1-1/4"	1–5/8" - 12
06	3/8"	9/16" - 18	24	1-1/2"	1–7/8" - 12
08	1/2"	3/4" - 16	28	1-3/4"	2–1/4" - 12
10	5/8"	7/8" - 14	32	2"	2–1/2" - 12

Male 37° JIC x Hose Barb

Hose ID	Tube OD	Male UNF	Brass		Pkg Qty
			Previous Part #	Part #	
¼"	1/4"	7/16"-20	286-0407	***2860407C***	100
	1/4"	7/16"-20	---	***2860407CBC*** [2]	---
	5/16"	1/2"-20	286-0408	***2860408C***	50
	3/8"	9/16"-18	286-0409	***2860409C***	100
	3/8"	9/16"-18	---	***2860409CBC*** [2]	---
⅜"	3/8"	9/16"-18	286-0609	***2860609C***	50
	3/8"	9/16"-18	---	***2860609CBC*** [2]	---
½"	1/2"	3/4"-16	286-0812	***2860812C***	25
	1/2"	3/4"-16	---	***2860812CBC*** [2]	---
⅝"	5/8"	7/8"-14	286-1014	***2861014C***	25
	5/8"	7/8"-14	---	***2861014CBC*** [2]	---
¾"	3/4"	1-1/16"-12	286-1217	***2861217C*** [1]	10
	3/4"	1-1/16"-12	---	***2861217CBC*** [1, 2]	---



brass cap

[1] UN Thread
[2] brass cap on CBC parts

MURDOCK industrial | Sales@MurdockIndustrial.com www.HoseWarehouse.com | Phone: 330-535-7105 Fax: 330-535-1125 | Skype: MurdockIndustrial

Push-On Hose Barb Fittings

- ***intended for use with Lok-On (push-on style) hose only***
- No hose clamps or ferrules are needed for installation
- Properly grips push-on hose only when pushed all the way in, with the cut end of the hose completely concealed by the plastic cap.

plastic cap

brass cap

stainless steel

Female 45°SAE/37°JIC Swivel x Hose Barb

Hose ID	Tube OD	Female UNF	Brass Previous Part #	Brass Part #	Pkg Qty	Lead Free Brass [1] Part #
¼"	1/4"	7/16"-20	287-0407	***2870407C***	100	***2870407CLF***
	1/4"	7/16"-20	---	***2870407CBC*** [2]	100	---
	5/16"	1/2"-20	287-0408	***2870408C***	100	---
	5/16"	1/2"-20	---	***2870408CBC*** [2]	---	---
⅜"	5/16"	1/2"-20	287-0608	***2870608C***	25	---
	1/2"	3/4"-16	287-0612	***2870612C***	25	---
	1/2"	3/4"-16	---	***2870612CBC*** [2]	---	---
½"	1/2"	3/4"-16	287-0812	***2870812C***	25	---
	1/2"	3/4"-16	---	***2870812CBC*** [2]	---	---
	5/8"	7/8"-14	287-0814	***2870814C***	25	---
	5/8"	7/8"-14	---	***2870814CBC*** [2]	---	---
⅝"	5/8"	7/8"-14	287-1014	***2871014C***	25	---
	5/8"	7/8"-14	---	***2871014CBC*** [2]	---	---
¾"	5/8"	7/8"-14	287-1214	***2871214C***	25	---
	5/8"	7/8"-14	---	***2871214CBC*** [2]	25	---

Hose ID	Tube OD	Female UNF	Stainless Steel Previous Part #	Stainless Steel Part #
¼"	¼"	7/16"-20	287-0407SS	***2870407SS***
½"	½"	3/4"-16	287-0812SS	***2870812SS***

[1] lead free brass <=0.25% lead; Alloy CA2745; Alloy C46400
[2] brass cap on CBC parts

Female 37° JIC Swivel x Hose Barb

brass

303 stainless steel

Hose ID	Tube OD	Female UNF	Brass Previous Part #	Brass Part #	Pkg Qty
1/4"	⅜"	9/16"-18	288-0409	***2880409C***	50
	⅜"	9/16"-18	---	***2880409CBC*** [1]	50
5/16"	⅜"	9/16"-18	288-0509	***2880509C***	50
3/8"	⅜"	9/16"-18	288-0609	***2880609C***	50
	⅜"	9/16"-18	---	***2880609CBC*** [1]	100
1/2"	⅜"	9/16"-18	288-0809	***2880809C***	25
3/4"	¾"	1-1/16"-12 [2]	288-1217	***2881217C***	10
	¾"	1-1/16"-12 [2]	---	***2881217CBC*** [1]	10
1"	1"	1-5/16"-12 [2]	288-1621	***2881621C***	10

[1] brass cap on CBC parts

Hose ID	Tube OD	Female UNF	303 Stainless Steel Previous Part #	303 Stainless Steel Part #
⅜"	⅜"	9/16"-18	288-0609SS	***2880609SS***
¾"	¾"	1-1/16"-12 [2]	288-1217SS	***2881217SS***
1"	1"	1-5/16"-12 [2]	288-1621SS	***2881621SS***

[2] UN Thread

Female 37°JIC / 45° SAE Swivel x 90° Elbow

Hose ID	Tube OD	Female UNF	Plated Steel Previous Part #	Plated Steel Part #	Pkg Qty
¼"	¼"	7/16"-20	289-0407	***2890407C*** [2]	25
	¼"	7/16"-20	289-0407SAE	***2890407CSAE*** [1]	25
⅜"	⅜"	9/16"-18	289-0609	***2890609C*** [2]	25
	⅜"	5/8"-18	289-0610SAE	***2890610CSAE*** [1]	25
½"	½"	3/4"-16	289-0812	***2890812C*** [2]	10
¾"	¾"	1-1/16"-12 [3]	289-1217	***2891217C*** [2]	5

[1] notch in nut for SAE identification
[2] JIC only, may substitute dual angle
[3] UN thread

MURDOCK industrial | Sales@MurdockIndustrial.com www.HoseWarehouse.com | Phone: 330-535-7105 Fax: 330-535-1125 | Skype: MurdockIndustrial

Push-On Hose Barb Fittings

- ***intended for use with Lok-On (push-on style) hose only***
- No hose clamps or ferrules are needed for installation
- Properly grips push-on hose only when pushed all the way in, with the cut end of the hose completely concealed by the plastic cap.

Male SAE Inverted Flare Swivel x Hose Barb

Hose ID	Tube OD	Male UNF	*Brass* Previous Part #	*Brass* Part #	Pkg Qty
1/4"	3/16"	3/8"-24	290-0406	***2900406C***	100
	3/16"	3/8"-24	---	***2900406CBC*** [2]	100
	1/4"	7/16"-24 [1]	290-0407	***2900407C***	100
	1/4"	7/16"-24 [1]	---	***2900407CBC*** [2]	---
	5/16"	1/2"-20	290-0408	***2900408C***	100
	5/16"	1/2"-20	---	***2900408CBC*** [2]	---
5/16"	5/16"	1/2"-20	290-0508	***2900508C***	50
	3/8"	5/8"-18	290-0510	***2900510C***	50
3/8"	5/16"	1/2"-20	290-0608	***2900608C***	100
	5/16"	1/2"-20	---	***2900608CBC*** [2]	---
	3/8"	5/8"-18	290-0610	***2900610C***	50
	3/8"	5/8"-18	---	***2900610CBC*** [2]	---
1/2"	1/2"	3/4"-18 [1]	290-0812	***2900812C***	50
	1/2"	3/4"-18 [1]	---	***2900812CBC*** [2]	---
5/8"	5/8"	7/8"-18 [1]	290-1014	***2901014C***	25
	5/8"	7/8"-18 [1]	---	***2901014CBC*** [2]	---



brass cap

[1] UNS thread
[2] brass cap on CBC parts

Female SAE Inverted Flare Rigid x Hose Barb

Hose ID	Tube OD	Female UNF	*Brass* Previous Part #	*Brass* Part #	Pkg Qty
¼"	3/16"	⅜"-24	292-0406	***2920406C***	100
	3/16"	⅜"-24	---	***2920406CBC*** [2]	---
	1/4"	7/16"-24 [1]	292-0407	***2920407C***	100
	1/4"	7/16"-24 [1]	---	***2920407CBC*** [2]	---
	5/16"	½"-20	292-0408	***2920408C***	100
	5/16"	½"-20	---	***2920408CBC*** [2]	---
5/16"	5/16"	½"-20	292-0508	***2920508C***	100
⅜"	5/16"	½"-20	292-0608	***2920608C***	100
	5/16"	½"-20	---	***2920608CBC*** [2]	---
	3/8"	⅝"-18	292-0610	***2920610C***	50
	3/8"	⅝"-18	---	***2920610CBC*** [2]	---
½"	1/2"	¾"-18 [1]	292-0812	***2920812C***	25
	1/2"	¾"-18 [1]	---	***2920812CBC*** [2]	---

[1] UNS Thread
[2] brass cap on CBC parts

Rigid Tube x Hose Barb

Hose ID	Tube OD	*Brass* Previous Part #	*Brass* Part #	*303 Stainless Steel* Previous Part #	*303 Stainless Steel* Part #	Pkg Qty
¼"	3/16"	294-0403	***2940403C***	---	---	100
	3/16"	---	***2940403CBC*** [1]	---	---	---
	1/4"	294-0404	***2940404C***	294-0404SS	***2940404SS***	100
	1/4"	---	***2940404CBC*** [1]	---	---	---
	5/16"	294-0405	***2940405C***	---	---	100
	5/16"	---	***2940405CBC*** [1]	---	---	---
⅜"	3/8"	294-0606	***2940606C***	294-0606SS	***2940606SS***	50
	3/8"	---	***2940606CBC*** [1]	---	---	---
½"	1/2"	294-0808	***2940808C***	294-0808SS	***2940808SS***	50
	1/2"	---	***2940808CBC*** [1]	---	---	---
⅝"	5/8"	294-1010	***2941010C***	---	---	25
	5/8"	---	***2941010CBC*** [1]	---	---	---
¾"	3/4"	294-1212	***2941212C***	294-1212SS	***2941212SS***	25

[1] brass cap on CBC parts

MURDOCK industrial | Sales@MurdockIndustrial.com www.HoseWarehouse.com | Phone: 330-535-7105 Fax: 330-535-1125 | Skype: MurdockIndustrial

Push-On Fittings Tool

Features:

- cuts push-on style hose and inserts the fitting
- Built-in cutter slices through ¼" - ¾" ID reinforced push-on hose without fraying.
- Clamp hose into tools vice and apply light pressure on handle to drive in the fitting.
- tool has four 7/16" diameter mounting holes for bench mounting
- overall size is 13½" long x 2⅜" wide x 7" height

Installation Instructions:

1. To cut your hose, retract the handle, place the hose in the cutter area and pull the handle.
2. After cutting the hose to the desired length, place the hose under the cam handle locking it in place with the hose end aligned with the appropriate mark on the label.
3. Place the barbed end of the fitting against the end of the hose and then pull the handle forward to complete the installation.

Size	Part #
¼" - ¾"	***270AT***

Caution: Push-on fittings will properly grip push-on hose only when pushed all the way in, with the cut end of the hose completely concealed by the plastic cap.

Hose Assembly Tool

- installs ¼", 5/16" and ⅜" hose fittings
- lightweight, portable, comfortable cushioned grip
- economical

Part #
HHCI

Yellow Lok-on Caps

- ***intended for use with Lok-On (push-on style) hose only***
- No hose clamps or ferrules are needed for installation
- Properly grips push-on hose only when pushed all the way in, with the cut end of the hose completely concealed by the plastic cap.

Hose ID	*Plastic* Part #	Pkg Qty
1/4"	***2720400W***	100
5/16"	***2720500W***	100
3/8"	***2720600W***	100
1/2"	***2720800W***	100
5/8"	***2721000W***	50
3/4"	***2721200W***	50
1"	***2721600W***	25

- Sold in package quantities only.

MURDOCK industrial | Sales@MurdockIndustrial.com www.HoseWarehouse.com | Phone: 330-535-7105 Fax: 330-535-1125 | Skype: MurdockIndustrial

Reusable Fittings

Application:
- recommended for low pressure air hose applications

Features:
- maximum working pressure: **250 PSI** at ambient temperature **70°F (21°C)**
- durable, easily repaired hose connection
- *caution: check hose OD and ID accurately before ordering*

Male Thread

Hose ID	Hose OD	Male NPTF	*Brass* Previous Part #	*Brass* Part #	Pkg Qty
1/4"	1/2"	⅛"	BN21RU50	***1834082K***	100
	9/16"	⅛"	BN21RU56	***1834092K***	100
	5/8"	⅛"	BN21RU62	***1834102K***	100
	1/2"	¼"	BN22RU50	***1834084K***	50
	9/16"	¼"	BN22RU56	***1834094K***	50
	5/8"	¼"	BN22RU62	***1834104K***	50
	1/2"	⅜"	BN23RU50	***1834086K***	50
	9/16"	⅜"	BN23RU56	***1834096K***	50
	5/8"	⅜"	BN23RU62	***1834106K***	50
5/16"	9/16"	¼"	BN252RU56	***1835094K***	50
	5/8"	¼"	BN252RU62	***1835104K***	50
	11/16"	¼"	BN252RU68	***1835114K***	50
	9/16"	⅜"	BN253RU56	***1835096K***	50
	5/8"	⅜"	BN253RU62	***1835106K***	50
	11/16"	⅜"	BN253RU68	***1835116K***	50
3/8"	5/8"	¼"	BN32RU62	***1836104K***	50
	11/16"	¼"	BN32RU68	***1836114K***	50
	3/4"	¼"	BN32RU75	***1836124K***	50
	5/8"	⅜"	BN33RU62	***1836106K***	50
	11/16"	⅜"	BN33RU68	***1836116K***	50
	3/4"	⅜"	BN33RU75	***1836126K***	50
	5/8"	½"	BN34RU62	***1836108K***	50
	11/16"	½"	BN34RU68	***1836118K***	50
	3/4"	½"	BN34RU75	***1836128K***	50
1/2"	7/8"	¼"	BN42RU87	***1838144K***	25
	15/16"	¼"	BN42RU93	***1838154K***	25
	1"	¼"	BN42RU99	***1838164K***	25
	7/8"	⅜"	BN43RU87	***1838146K***	25
	15/16"	⅜"	BN43RU93	***1838156K***	25
	1"	⅜"	BN43RU99	***1838166K***	25
	7/8"	½"	BN44RU87	***1838148K***	20
	15/16"	½"	BN44RU93	***1838158K***	20
	1"	½"	BN44RU99	***1838168K***	20

Hose ID	Hose OD	Male NPT	*303 Stainless Steel* Previous Part #	*303 Stainless Steel* Part #	Pkg Qty
1/4"	1/2"	⅛"	BN21RU50SS	***1834082KSS***	100
	9/16"	⅛"	BN21RU56SS	***1834092KSS***	100
	5/8"	⅛"	BN21RU62SS	***1834102KSS***	100
	1/2"	¼"	BN22RU50SS	***1834084KSS***	50
	9/16"	¼"	BN22RU56SS	***1834094KSS***	50
	5/8"	¼"	BN22RU62SS	***1834104KSS***	50
5/16"	9/16"	¼"	BN252RU56SS	***1835094KSS***	50
	5/8"	¼"	BN252RU62SS	***1835104KSS***	50
3/8"	5/8"	¼"	BN32RU62SS	***1836104KSS***	50
	11/16"	¼"	BN32RU68SS	***1836114KSS***	50
	3/4"	¼"	BN32RU75SS	***1836124KSS***	50
	5/8"	⅜"	BN33RU62SS	***1836106KSS***	50
	11/16"	⅜"	BN33RU68SS	***1836116KSS***	50
	3/4"	⅜"	BN33RU75SS	***1836126KSS***	50
	7/8"	⅜"	BN43RU87SS	***1838146KSS***	25
	15/16"	⅜"	BN43RU93SS	***1838156KSS***	25
	7/8"	½"	BN44RU87SS	***1838148KSS***	20
	15/16"	½"	BN44RU93SS	***1838158KSS***	20

MURDOCK industrial | Sales@MurdockIndustrial.com www.HoseWarehouse.com | Phone: 330-535-7105 Fax: 330-535-1125 | Skype: MurdockIndustrial

Reusable Fittings

Swivel Stems

Hose ID	Female NPSM	*Brass* Part #	Optional Qty
1/4"	¼"-18	***1840404A***	50
	⅜"-18	***1840406A***	50
5/16"	¼"-18	***1840504A***	50
3/8"	¼"-18	***1840604A***	50
	⅜"-18	***1840606A***	50
1/2"	½"-14	***1840808A***	25

Female Swivels

Hose ID	Hose OD	Female NPSM	*Brass* Previous Part #	*Brass* Part #	Optional Qty
1/4"	1/2"	¼"	185-4084	***1854084K***	50
	9/16"	¼"	185-4094	***1854094K***	50
	5/8"	¼"	185-4104	***1854104K***	50
	1/2"	⅜"	185-4086	***1854086K***	50
	9/16"	⅜"	185-4096	***1854096K***	50
	5/8"	⅜"	185-4106	***1854106K***	50
5/16"	9/16"	¼"	185-5094	***1855094K***	50
	5/8"	¼"	185-5104	***1855104K***	50
	11/16"	¼"	185-5114	***1855114K***	50
3/8"	5/8"	¼"	185-6104	***1856104K***	50
	11/16"	¼"	185-6114	***1856114K***	50
	3/4"	¼"	185-6124	***1856124K***	50
	5/8"	⅜"	185-6106	***1856106K***	50
	11/16"	⅜"	185-6116	***1856116K***	50
	3/4"	⅜"	185-6126	***1856126K***	50
1/2"	7/8"	½"	185-8148	***1858148K***	20
	15/16"	½"	185-8158	***1858158K***	20
	1"	½"	185-8168	***1858168K***	20

Splicer Stems

Hose ID	*Brass* Part #	Optional Qty
¼"	***1860404S***	100
⅜"	***1860606S***	50

Hose Splicers

Hose ID	Hose OD	*Brass* Previous Part #	*Brass* Part #	Optional Qty
1/4"	1/2"	187-0408	***1870408K***	50
	9/16"	187-0409	***1870409K***	50
	5/8"	187-0410	***1870410K***	50
3/8"	5/8"	187-0610	***1870610K***	25
	11/16"	187-0611	***1870611K***	25
	3/4"	187-0612	***1870612K***	25

MURDOCK industrial | Sales@MurdockIndustrial.com www.HoseWarehouse.com | Phone: 330-535-7105 Fax: 330-535-1125 | Skype: MurdockIndustrial

Reusable Fittings

Ferrules

Hose ID	Hose OD	*Brass* Part #	*303 Stainless Steel* Part #	Opt Qty
1/4"	1/2"	***1800408F***	***1800408FSS***	100
	9/16"	***1800409F***	***1800409FSS***	50
	5/8"	***1800410F***	***1800410FSS***	50
5/16"	9/16"	***1800509F***	***1800509FSS***	100
	5/8"	***1800510F***	***1800510FSS***	50
	11/16"	***1800511F***	---	50
3/8"	5/8"	***1800610F***	***1800610FSS***	50
	11/16"	***1800611F***	***1800611FSS***	50
	3/4"	***1800612F***	***1800612FSS***	50
1/2"	7/8"	***1800814F***	***1800814FSS***	25
	15/16"	***1800815F***	***1800815FSS***	25
	1"	***1800816F***	---	20



Male Stems

Hose ID	Male NPTF Thread [1]	*Brass* Part #	*303 Stainless Steel* [1] Part #	Opt Qty
1/4"	1/8"	***1820402S***	***1820402SS***	100
	1/4"	***1820404S***	***1820404SS***	100
	3/8"	***1820406S***	---	50
5/16"	1/4"	***1820504S***	***1820504SS***	50
	3/8"	***1820506S***	---	50
3/8"	1/4"	***1820604S***	***1820604SS***	100
	3/8"	***1820606S***	***1820606SS***	50
	1/2"	***1820608S***	---	25
1/2"	1/4"	***1820804S***	---	50
	3/8"	***1820806S***	***1820806SS***	50
	1/2"	***1820808S***	***1820808SS***	25





[1] stainless steel parts have NPT threads

MURDOCK industrial | Sales@MurdockIndustrial.com www.HoseWarehouse.com | Phone: 330-535-7105 Fax: 330-535-1125 | Skype: MurdockIndustrial

Standard Shank Fittings



GHT Complete Couplings with Hex Nut

Feature:

- extended male GHT - deeper thread

Hose Size	*Brass* Previous Part #	*Brass* Part #	*Lead Free Brass* [2] Part #	*303 Stainless* Previous Part #	*303 Stainless* Part #
⅜"	BC73	***5920606K***	---	---	---
½"	BC74	***5920808K***	***5920808KLF***	SSC74	***5920808KSS***
⅝"	BC75	***5921010K***	***5921010KLF***	SSC75	***5921010KSS***
¾"	BC76	***5921212K***	***5921212KLF***	SSC76	***5921212KSS***
1"	BC78	***5921612K***	---	---	---
1"	BS808	***5921616K*** [1]	---	---	---

[1] 1" NPSH thread
[2] Lead free brass <=0.25% lead; Alloy CA2745; Alloy C46400
Note: complete coupling set is not shipped assembled



GHT Female Fittings with Swivel Nut

Hose Size	*Brass* Previous Part #	*Brass* Part #	*Lead Free Brass* [2] Part #	*303 Stainless* Previous Part #	*303 Stainless* Part #	Pkg Qty
⅜"	BCF73	***5910612C***	---	---	---	25
½"	BCF74	***5910812C***	---	SSCF74	***5910812SS***	25
	---	---	***5910812CLF***	---	---	25
⅝"	BCF75	***5911012C***	---	SSCF75	***5911012SS***	25
	---	---	***5911012CLF***	---	---	25
¾"	BCF76	***5911212C***	---	SSCF76	***5911212SS***	25
	---	---	***5911212CLF***	---	---	25
1"	BCF78	***5911612C***	---	---	---	10
	BS848	***5911616C*** [1, 3]	---	---	---	10

[1] 1" NPSH thread
[2] Lead free brass <=0.25% lead; Alloy CA2745; Alloy C46400
[3] washer included, part # ***5911616W*** on page 242

- SBR black rubber washer part # ***5911212W*** included found on page 242

GHT Male Fittings

Feature:

- extended male GHT - deeper thread

Hose Size	*Brass* Previous Part #	*Brass* Part #	*Lead Free Brass* [2] Part #	*303 Stainless* Previous Part #	*303 Stainless* Part #	Pkg Qty
⅜"	BCM73	***5900612C***	---	---	---	25
½"	BCM74	***5900812C***	---	SSCM74	***5900812SS***	25
	---	---	***5900812CLF***	---	---	25
⅝"	BCM75	***5901012C***	---	SSCM75	***5901012SS***	25
	---	---	***5901012CLF***	---	---	25
¾"	BCM76	***5901212C***	---	SSCM76	***5901212SS***	25
	---	---	***5901212CLF***	---	---	25
1"	BCM78	***5901612C***	---	---	---	10
	BS818	***5901616C*** [1]	---	---	---	**10**

[1] 1" NPSH thread
[2] Lead free brass <=0.25% lead; Alloy CA2745; Alloy C46400

MURDOCK industrial | Sales@MurdockIndustrial.com www.HoseWarehouse.com | Phone: 330-535-7105 Fax: 330-535-1125 | Skype: MurdockIndustrial

Short Shank Fittings

- use with washers on page 242

GHT Complete Couplings with Hex Nut

Feature:
- extended male GHT - deeper thread
- complete coupling set is not shipped assembled

Hose Size	*Brass*	
	Previous Part #	Part #
½"	HNBGH74	***5890808K***
⅝"	HNBGH75	***5891010K***
¾"	HNBGH76	***5891212K***

GHT Complete Couplings with Round Nut

Hose Size	*Brass*	
	Previous Part #	Part #
½"	BGH74	***5870808K***
⅝"	BGH75	***5871010K***
¾"	BGH76	***5871212K***

GHT Female Couplings with Round Nut

Hose Size	Shank Length	*Brass*	
		Previous Part #	Part #
½"	1"	BGHF74	***5860812C***
⅝"	1"	BGHF75	***5861012C***
¾"	1"	BGHF76	***5861212C***

GHT Female Swivels with Hex Nut

Hose Size	Shank Length	*Brass*	
		Previous Part #	Part #
½"	1"	HNBGHF74	***5880812C***
⅝"	1"	HNBGHF75	***5881012C***
¾"	1"	HNBGHF76	***5881212C***



GHT Male Couplings with Hex

Feature:
- extended male GHT - deeper thread

Hose Size	Shank Length	*Brass*	
		Previous Part #	Part #
½"	1"	BGHM74	***5850812C***
⅝"	1"	BGHM75	***5851012C***
¾"	1"	BGHM76	***5851212C***

MURDOCK industrial | Sales@MurdockIndustrial.com www.HoseWarehouse.com | Phone: 330-535-7105 Fax: 330-535-1125 | Skype: MurdockIndustrial

Short Shank Couplings with Octagon Nut

- sold in complete sets only

Hose Size	Shank Length	*Aluminum* Part #
⅜"	13/16"	***ABC73***
¾"	1-1/8"	***ABC76***

Standard Shank Cast Coupling with Hex Nut

- use with washers on page 205
- sold in complete sets only

Hose Size	*Brass* Part #
½"	***CBC74***
⅝"	***CBC75***
¾"	***CBC76***
1"	***CBC88*** [1]

[1] NPSM thread

Garden Hose Menders

Hose ID	*Brass*	
	Previous Part #	Part #
½"	5780808C	***1780808C***
⅝"	5781010C	***1781010C***
¾"	5781212C	***1781212C***
1"	5781616C	***1781616C***

MURDOCK industrial | Sales@MurdockIndustrial.com www.HoseWarehouse.com | Phone: 330-535-7105 Fax: 330-535-1125 | Skype: MurdockIndustrial

Long Shank Fittings

Complete Couplings - GHT

Feature:
- extended male GHT, deeper thread

Hose ID	GHT Thread	*Plated Steel* Part #	*Brass* Previous Part #	*Brass* Part #
⅜"	¾"	***SLS307***	---	***---***
½"	¾"	***SLS407***	BLS407	***5950808K***
⅝"	¾"	***SLS507***	BLS507	***5951010K***
¾"	¾"	***SLS607***	BLS607	***5951212K***

Female Couplings - GHT

Hose ID	GHT Thread	*Plated Steel* Part #	*Brass* Previous Part #	*Brass* Part #	Pkg Qty	*Lead Free Brass* Part #
⅜"	¾"	***SLS347***	---	***---***	---	***---***
½"	¾"	***SLS447***	BLS447	***5940812C***	25	***---***
⅝"	¾"	***SLS547***	BLS547	***5941012C***	25	***---***
¾"	¾"	***SLS647***	BLS647	***5941212C***	25	***5941212CLF*** [1]

Male Couplings - GHT

Feature:
- extended male GHT, deeper thread

Hose ID	GHT Thread	*Plated Steel* Part #	*Brass* Previous Part #	*Brass* Part #	Pkg Qty	*Lead Free Brass* Part #
⅜"	¾"	***SLS317***	---	***---***	50	***---***
½"	¾"	***SLS417***	BLS417	***5930812C***	25	***---***
⅝"	¾"	***SLS517***	BLS517	***5931012C***	25	***---***
¾"	¾"	***SLS617***	BLS617	***5931212C***	10	***5931212CLF*** [1]

[1] Lead free brass <=0.25% lead; Alloy CA2745; Alloy C46400

MURDOCK industrial | Sales@MurdockIndustrial.com www.HoseWarehouse.com | Phone: 330-535-7105 Fax: 330-535-1125 | Skype: MurdockIndustrial

Spray Hose Fittings

Complete Couplings - GHT

Hose ID	GHT Thread	*Plated Steel* Part #
⅜"	¾"	***SS307***
½"	¾"	***SS407***
⅝"	¾"	***SS507***
¾"	¾"	***SS607***

Female Couplings - GHT

Hose ID	GHT Thread	*Plated Steel* Part #
⅜"	¾"	***SS347***
½"	¾"	***SS447***
⅝"	¾"	***SS547***
¾"	¾"	***SS647***

Male Couplings - GHT

Hose ID	GHT Thread	*Plated Steel* Part #
⅜"	¾"	***SS317***
½"	¾"	***SS417***
⅝"	¾"	***SS517***
¾"	¾"	***SS617***

MURDOCK industrial | Sales@MurdockIndustrial.com www.HoseWarehouse.com | Phone: 330-535-7105 Fax: 330-535-1125 | Skype: MurdockIndustrial

GHT Zinc Fittings

Features:

- premium brass and zinc construction for maximum strength and durability
- patented impact resistant clamp design
- non-corroding high grade 410 stainless steel screws will not strip when tightened
- leakproof, reusable
- for use with rubber or plastic hose
- fits all ⅝" and ¾" hose

Female Hose Fittings

Part #	Optional Qty
M5834F	48

Male Hose Fittings

Part #	Optional Qty
M5834M	48

Menders

Part #	Optional Qty
M5834HM	48

Male GHT Adapters

Male Hose x Male Hose x Female Pipe

Male GH x Male GH x Female NPT	*Lead Free Brass* Part #
¾" x ¾" x ½"	***5091212CLF***

Male GHT x Male NPTF

brass

lead free brass

303 stainless

Male GHT	Male NPTF	*Brass* Previous Part #	*Brass* Part #	*Lead Free Brass* [3] Part #	Male Thread	*303 Stainless* Previous Part #	*303 Stainless* Part #	Pkg Qty
¾"	⅜"	BA73	***5081206C*** [1]	---	---	---	---	25
¾"	½"	BA74	***5081208C*** [1]	***5081208CLF***	NPT	RA74	***5081208SS***	25
¾"	¾"	---	***5081212C*** [1]	---	NPT	RA776	***5081212SS***	25
¾"	¾" x ½"	BA776	***5141212C*** [1, 2]	***5141212CLF*** [2]	NPT	---	***5141212SS*** [2]	25
¾"	1"	BA78	***5081216C*** [1]	---	---	---	---	10

[1] extended male GHT, deeper thread
[2] has ½" female NPT on ID of ¾" male NPT side
[3] Lead free brass <=0.25% lead; Alloy CA2745; Alloy C46400

MURDOCK industrial | Sales@MurdockIndustrial.com www.HoseWarehouse.com | Phone: 330-535-7105 Fax: 330-535-1125 | Skype: MurdockIndustrial

Male GHT Adapters

Male GHT

brass

303 stainless

Male GHT	Male GHT	Brass Previous Part #	Brass Part #	Male GHT	303 Stainless Previous Part #	303 Stainless Part #	Pkg Qty
¾"	¾"	BA777	***5091212C*** [1]	NPT	RA777	***5091212SS*** [1]	25
¾"	1" [2]	509-1612	***5091612C*** [1]	---	---	---	20

[1] extended male GHT, deeper thread
[2] NPSH thread

Female NPTF

brass

303 stainless

Male GHT	Female NPTF	Brass Previous Part #	Brass Part #	Lead Free Brass Part #	Pkg Qty
¾"	¼"	507-1204 [1]	***5071204C***	---	25
¾"	⅜"	507-1206 [1]	***5071206C***	---	25
¾"	½"	BA794 [1]	***5071208C***	---	25
¾"	¾"	BA796 [1]	***5071212C***	***5071212CLF*** [2, 3]	25

Male GHT	Female NPT	303 Stainless Previous Part #	303 Stainless Part #	Pkg Qty
¾"	½"	RA794	***5071208SS***	25
¾"	¾"	RA796	***5071212SS***	25

[1] extended male GHT, deeper thread
[2] NPT threads
[3] Lead free brass <=0.25% lead; Alloy CA2745; Alloy C46400

MURDOCK industrial | Sales@MurdockIndustrial.com www.HoseWarehouse.com | Phone: 330-535-7105 Fax: 330-535-1125 | Skype: MurdockIndustrial

Female GHT Adapters

Swivel

Female x Female	Brass		Optional Qty
	Previous Part #	Part #	
¾" x ¾"	BA977	***5061212C***	25
¾" x ¾"	---	***5061212CLF*** [1]	25

[1] Lead free brass <=0.25% lead; Alloy CA2745; Alloy C46400

brass

lead free brass

Female GHT Swivel x Female NPTF

Female GHT x Female NPTF	Brass		Lead Free Brass	303 Stainless		Pkg Qty
	Previous Part #	Part #	Part #	Previous Part #	Part #	
¾"x ½"	BAS974	***5021208C***	***5021208CLF*** [1, 2]	RAS974	***5021208SS*** [2]	25
¾" x ¾"	BAS976	***5021212C***	***5021212CLF*** [1, 2]	RAS976	***5021212SS*** [2]	10

[1] Lead free brass <=0.25% lead; Alloy CA2745; Alloy C46400
[2] NPT threads

Female GHT Swivel x Male NPTF

Female GHT	Male NPTF	Brass		Male NPT	303 Stainless		Pkg Qty
		Previous Part #	Part #		Previous Part #	Part #	
¾"	¼"	504-1204	***5041204C***	---	---	---	25
¾"	⅜"	504-1206	***5041206C***	---	---	---	25
¾"	½"	504-1208	***5041208C***	½"	R504-1208	***5041208SS***	25
¾"	¾"	504-1212	***5041212C***	¾"	R504-1212	***5041212SS***	20

Rigid Female GHT x Male NPTF

Female GHT	Male Thread NPTF	Brass		Male Thread NPT	303 Stainless		Pkg Qty
		Previous Part #	Part #		Previous Part #	Part #	
¾"	⅜"	BMA973	***5031206C***	---	---	---	25
¾"	½"	BMA974	***5031208C***	½"	RMA974	***5031208SS***	25
¾"	¾"	BMA976	***5031212C*** [1]	¾"	RMA976	***5031212SS*** [1]	25

Rigid Female GHT x Female NPTF

Female GHT	Female Thread NPTF	Brass		Female Thread NPT	303 Stainless		Pkg Qty
		Previous Part #	Part #		Previous Part #	Part #	
¾"	⅛"	BA971	***5011202C***	---	---	---	50
¾"	¼"	BA972	***5011204C***	---	---	---	25
¾"	⅜"	BA973	***5011206C***	---	---	---	25
¾"	½"	BA974	***5011208C***	½"	RA974	***5011208SS***	25
¾"	¾"	BA976	***5011212C***	¾"	RA976	***5011212SS***	25

[1] has ½" female NPTF on ID of ¾" male NPTF side

MURDOCK industrial | Sales@MurdockIndustrial.com www.HoseWarehouse.com | Phone: 330-535-7105 Fax: 330-535-1125 | Skype: MurdockIndustrial

Black SBR Washers

ID	OD	duro	Part #	Optional Qty
0.63"	1.00"	80	***5911212W***	100
0.86"	1.27"	60	***5911616W***	100

Garden Hose Filter Washer

Description	*FDA black 70a duro PVC*		Optional Qty
	Previous Part #	Part #	
304 stainless steel mesh,FDA black 70a duro PVC	TVS7-30	***5911212F***	100

Red Vinyl GHT Washer

red vinyl Part #	Optional Qty
TVW7	100

White Rubber GHT Washer

white rubber (Styrene Butadiene) Part #	Optional Qty
TRW7	100

Garden Hose Cap

Size	*Brass*		Optional Qty
	Previous Part #	Part #	
¾"	GHC7	***5131212C***	25

Garden Hose Round Nut with Knurl

Size	*Brass* Part #
¾"	***5861012N***

Garden Hose Hex Nut with Knurl

Size	*Brass* Part #
¾" GHT	***5911212N***
1" NPSH	***5911616N***

MURDOCK industrial | Sales@MurdockIndustrial.com www.HoseWarehouse.com | Phone: 330-535-7105 Fax: 330-535-1125 | Skype: MurdockIndustrial

Compression Bibb Faucets

Features:
- rough brass finish
- nozzle end is GHT
- *for water use only*

Male NPT Inlet Size	*Brass* Part #
½"	***35-201-10***
¾"	***35-202-10***

Garden Hose Quick Connect

Features:
- easy push-pull ring for long lasting and quick hose attachments
- maximum operating pressure: **150 PSI** at ambient temperature **70°F (21°C)**
- maximum temperature **140°F (60°C)**

Complete Assembly

Description	*Brass*		*303 Stainless Steel*	
	Previous Part #	Part #	Previous Part #	Part #
complete assembly	DGH7	***500QCK***	DGH7SS	***500QCKSS***
complete valved assembly	DGH7V	***500QCKV***	---	---

Female Couplers

Description	*Brass*		*303 Stainless Steel*	
	Previous Part #	Part #	Previous Part #	Part #
coupler	DGH7C	***500QCF***	DGH7CSS	***500QCFSS***
valved coupler-water shutoff	DGH7CV	***500QCFV***	---	---

Replacement Parts

Description	Part #
replacement rubber seal gasket for 500QCFV (DGH7CV)	***500QCFVSG***
replacement NBR O-ring for 500QCFV (DGH7CV)	***500QCFVOR***

Replacement Seal for 500QCF

Nitrile Butadiene Rubber	
Previous Part #	Part #
DGHW7	***500QCSG***

Male Plugs

Description	*Brass*		*303 Stainless Steel*	
	Previous Part #	Part #	Previous Part #	Part #
male plug	DGH7P	***500QCM***	DGH7PSS	***500QCMSS***

MURDOCK industrial | Sales@MurdockIndustrial.com www.HoseWarehouse.com | Phone: 330-535-7105 Fax: 330-535-1125 | Skype: MurdockIndustrial

Straight GHT Valve

Features:
- powder-coated zinc shut-off valve
- maximum temperature: **160°F (71°C)** (hot water)
- recommended usage: **100°F (38°C)**
- working pressure: **60 PSI**

Part #
GHV

GHT Ball Valve

Features:
- forged brass
- maximum temperature: **140°F (60°C)** (hot water)
- working pressure: **100 PSI**

Part #
500GHV

GHT Twin Valve

Features:
- powder-coated zinc with twin shut-off valves
- maximum temperature: **160°F (71°C)** (hot water)
- recommended usage: **100°F (38°C)**
- working pressure: **60 PSI**

Part #
GHYV

Garden Hose Y Valve

Features:
- forged brass
- double Y valve, swivel inlet - with Higbie cut threads (capped) to prevent cross threading
- maximum temperature: **140°F (60°C)** (hot water)
- working pressure: **100 PSI**

Part #
500GHY

Garden Hose Y Coupler

Features:
- nickel plated brass
- maximum working pressure: **150 PSI**
- maximum temperature: **195°F (90.5°C)**

Part #
500YC

GHT Y

Features:
- powder-coated zinc with twin outlet
- includes one end cap
- maximum temperature: **160°F (71°C)** (hot water)
- recommended usage: **100°F (38°C)**
- working pressure: **60 PSI**

Part #
GHY

MURDOCK industrial | Sales@MurdockIndustrial.com www.HoseWarehouse.com | Phone: 330-535-7105 Fax: 330-535-1125 | Skype: MurdockIndustrial

GHT 4-Valve Manifold

Features:
- forged brass body, stainless steel balls, PTFE seals
- swivel inlet
- maximum temperature: **120°F (49°C)**
- maximum operating pressure: **100 PSI**

Part #
500GH4VBK

GHT Back Flow Preventer

Features:
- brass extruded stock
- maximum operating pressure: **125 PSI**
- temperature range: **33°F to 180°F (.5°C to 82°C)**

Materials:
- gasket: Buna-N
- components: stainless steel

Part #
500BFP

Radiator Bibb

Feature:
- ¼" female pipe thread connection

Material:
- vinyl spout

Part #
8013

Garden Hose Gooseneck

Features:
- angles hose away from hose bibb
- recommended usage: **100°F (38°C)**
- working pressure: **60 PSI**

Powder Coated Zinc Part #
GHGN

MURDOCK industrial | Sales@MurdockIndustrial.com www.HoseWarehouse.com | Phone: 330-535-7105 Fax: 330-535-1125 | Skype: MurdockIndustrial

Hose Shank x Male NPT Inserts

nylon

polypropylene

Size	*Nylon* Part #	Pkg Qty	*Polypropylene* Part #	Pkg Qty
1¼"	***THN15***	25	---	---
1½"	***THN20***	25	***HB150***	25
2"	***THN25***	20	***HB200***	24
3"	***THN35***	10	***HB300***	10
4"	---	---	***HB400***	12

Tuff-Lite™

Hose Shank x Male NPT Insert

Nylon Features:

- Nylon fittings should not be used with acid-based fertilizers, bromine, chlorine, fluorine, hydrochloric acid, iodine, nitric acid, phosphoric acid, sulfuric acid or xylene.
- nylon should not be used with compressed gas
- fittings are white

Polypropylene Features:

- Polypropylene fittings should not be used with aromatic hydrocarbons, carbon tetra-chloride, gasoline, hexane, kerosene, nitric acid, sodium hydrochlorite, toluene, trichloroethylene or xylene.
- polypropylene should not be used with compressed gas
- fittings are black

nylon

polypropylene

Hose Size	Male NPT	*Nylon* Part #	Pkg Qty	*Polypropylene* Part #	Pkg Qty
¼"	⅛"	***TN21***	50	***PPN21***	50
	¼"	***TN22***	50	***PPN22***	50
	⅜"	***TN23***	50	***PPN23***	50
	½"	***TN24***	50	***PPN24***	50
	¾"	***TN26***	50	---	---
	1"	***TN28***	50	---	---
5/16"	¼"	***TN252***	50	---	---
⅜"	⅛"	***TN31***	50	***PPN31***	50
	¼"	***TN32***	50	***PPN32***	50
	⅜"	***TN33***	50	***PPN33***	50
	½"	***TN34***	50	***PPN34***	50
	¾"	***TN36***	50	***PPN36***	50
½"	⅛"	***TN41***	50	---	---
	¼"	***TN42***	50	***PPN42***	50
	⅜"	***TN43***	50	***PPN43***	50
	½"	***TN44***	50	***PPN44***	50
	¾"	***TN46***	50	***PPN46***	50
⅝"	⅜"	***TN53***	50	---	---
	½"	***TN54***	50	***PPN54***	50
	¾"	***TN56***	50	***PPN56***	50
¾"	⅜"	***TN63***	50	---	---
	½"	***TN64***	50	***PPN64***	50
	¾"	***TN66***	50	***PPN66***	50
	1"	***TN68***	25	***PPN68***	25
1"	¾"	***TN86***	25	***PPN86***	25
	1"	***TN88***	25	***PPN88***	25
1¼"	1"	***TN158***	15	---	---
	1¼"	***TN150***	10	***PPN150***	10
	1½"	***TN1520***	10	---	---
1½"	1¼"	***TN2015***	10	---	---
	1½"	***TN200***	10	***PPN200***	10
2"	2"	***TN250***	5	***PPN250***	5

- sold in package quantities only

MURDOCK industrial | Sales@MurdockIndustrial.com www.HoseWarehouse.com | Phone: 330-535-7105 Fax: 330-535-1125 | Skype: MurdockIndustrial

Tuff-Lite™

Hose Shank x Female NPT Insert

Features:
- Nylon fittings should not be used with acid-based fertilizers, bromine, chlorine, fluorine, hydrochloric acid, iodine, nitric acid, phosphoric acid, sulfuric acid or xylene.
- nylon should not be used with compressed gas

Hose Size	Female NPT	*Nylon* Part #
¼"	¼"	***TFS22***
¼"	½"	***TFS42***
½"	½"	***TFS44***
¾"	¾"	***TFS66***

Female 45°SAE/37°JIC Swivel x Hose Barb

Feature:
- ball seat type

Hose Size	Female NPSM	*Nylon* Part #
¼"	¼"	***TF22***
⅜"	⅜"	***TF33***

Short Shank x Female NPSM Coupling

- sold in package quantities only
- shipped with a red vinyl washer (***TVW7***), replacement washers on page 242

Hose Shank	Female NPSM	*Nylon* Part #	Pkg Qty
¼"	¾"	***TCF62***	50
⅜"	¾"	***TCF63***	50
½"	¾"	***TCF64***	50
⅝"	¾"	***TCF65***	50
¾"	¾"	***TCF66***	50

MURDOCK industrial | Sales@MurdockIndustrial.com www.HoseWarehouse.com | Phone: 330-535-7105 Fax: 330-535-1125 | Skype: MurdockIndustrial

Tuff-Lite™

90° Hose Barb Elbow x Male NPT

Hose Size	Male NPT	*Nylon* Part #	Pkg Qty
¼"	⅛"	***TLS21***	50
	¼"	***TLS22***	50
	⅜"	***TLS23***	50
⅜"	⅛"	***TLS31***	50
	¼"	***TLS32***	50
	⅜"	***TLS33***	50
	½"	***TLS34***	50
	¾"	***TLS36***	50
½"	¼"	***TLS42***	50
	⅜"	***TLS43***	50
	½"	***TLS44***	50
	¾"	***TLS46***	25
	1"	***TLS48***	25
⅝"	⅜"	***TLS53***	25
	½"	***TLS54***	25
	¾"	***TLS56***	25
	1"	***TLS58***	25
¾"	⅜"	***TLS63***	25
	½"	***TLS64***	25
	¾"	***TLS66***	25
	1"	***TLS68***	15
1"	¾"	***TLS86***	15
	1"	***TLS88***	15

- sold in package quantities only.

90° Hose Barb Elbow x Female NPT

Hose Size	Female NPT	*Nylon* Part #
½"	½"	***TLFS44***
½"	¾"	***TLFS64***
¾"	¾"	***TLFS66***

Hose Barb x 90° Hose Barb Elbow

Hose Size	*Nylon* Part #	Pkg Qty	*Polypropylene* Part #	Pkg Qty
¼"	***TLSS22***	50	***PPLSS22***	50
⅜"	***TLSS33***	50	***PPLSS33***	50
½"	***TLSS44***	50	***PPLSS44***	50
¾"	***TLSS66***	50	***PPLSS66***	50

- sold in package quantities only

MURDOCK industrial | Sales@MurdockIndustrial.com www.HoseWarehouse.com | Phone: 330-535-7105 Fax: 330-535-1125 | Skype: MurdockIndustrial

Tuff-Lite™

Hose Run x Male NPT Branch Tee

Hose Size	Male NPT	*Nylon* Part #	Pkg Qty
¼"	¼"	***TSST222***	50
⅜"	⅜"	***TSST333***	50
½"	½"	***TSST444***	25
¾"	¾"	***TSST666***	25

- sold in package quantities only

Hose Run x Hose Branch Tee

Hose Size	*Nylon* Part #	Pkg Qty
¼"	***TSSS222***	50
⅜"	***TSSS333***	50
½"	***TSSS444***	50
¾"	***TSSS666***	25

- sold in package quantities only

Menders

Feature:
- maximum working temperature: **150°F (66°C)**

Size	*Nylon* Part #	Pkg Qty	*Polypropylene* Part #	Pkg Qty
¼"	***TM2*** [1]	50	***PPM2***	50
5/16"	***TM25*** [1]	50	---	---
⅜"	***TM3*** [1]	50	***PPM3***	50
½"	***TM4*** [1]	50	***PPM4***	50
⅝"	***TM5*** [1]	50	***PPM5***	50
¾"	***TM6*** [1]	50	***PPM6***	50
1"	***TM8*** [1]	25	***PPM8***	50
1¼"	***TM16***	50	---	---
1½"	***TM21***	10	---	---
2"	***TM26***	20	---	---
4"	***TM46***	25	---	---
6"	***TM66***	12	---	---



nylon

polypropylene

- sold in package quantities only

MURDOCK industrial | Sales@MurdockIndustrial.com www.HoseWarehouse.com | Phone: 330-535-7105 Fax: 330-535-1125 | Skype: MurdockIndustrial

Tuff-Lite™

Short Shank Female GHT Couplings

polypropylene

nylon

- shipped with a red vinyl washer (***TVW7***), replacement washers on page 242

Hose Shank	Thread Size	*Nylon* Part #	*Polypropylene* Part #
¼"	¾" GHT	***TCF72***	***PPCF72***
⅜"	¾" GHT	***TCF73***	***PPCF73***
½"	¾" GHT	***TCF74***	***PPCF74***
⅝"	¾" GHT	***TCF75***	***PPCF75***
¾"	¾" GHT	***TCF76***	***PPCF76***

Short Shank Male GHT Couplings

polypropylene

nylon

Hose Shank	Thread Size	*Nylon* Part #	*Polypropylene* Part #
¼"	¾" GHT	***TCM72***	---
⅜"	¾" GHT	***TCM73***	***PPCM73***
½"	¾" GHT	***TCM74***	***PPCM74***
⅝"	¾" GHT	***TCM75***	***PPCM75***
¾"	¾" GHT	***TCM76***	***PPCM76***

Male GHT x Female NPT Adapter

polypropylene

nylon

Female NPT	*Nylon* Part #	Pkg Qty	*Polypropylene* Part #	Pkg Qty
¼"	***TA792***	50	***PPA792***	50
⅜"	***TA793***	50	---	--
½"	***TA794***	50	***PPA794***	50
¾"	***TA796***	50	***PPA796***	25

- sold in package quantities only

Female GHT x Male NPT Adapter

Male NPT	*Nylon* Part #	Pkg Qty
¼"	***TA972***	50
⅜"	***TA973***	50
½"	***TA974***	50
¾"	***TA976***	50

- sold in package quantities only

MURDOCK industrial | Sales@MurdockIndustrial.com www.HoseWarehouse.com | Phone: 330-535-7105 Fax: 330-535-1125 | Skype: MurdockIndustrial

Tuff-Lite™

Female GHT x Female NPT Adapter

Female NPT	*Nylon* Part #	Pkg Qty
½"	***TA974F***	50
¾"	***TA976F***	50



- sold in package quantities only

Male GHT x Male NPT Adapter

Male NPT	*Nylon* Part #	Pkg Qty	*Polypropylene* Part #	Pkg Qty
¼"	***TA772***	50	---	---
⅜"	***TA773***	50	***PPA773***	50
½"	***TA774***	50	***PPA774***	50
¾"	***TA776***	50	***PPA776***	50
1"	***TA778***	25	---	---

polypropylene

nylon

- sold in package quantities only

Male GHT x 90° Hose Barb Elbow

Hose Size	*Nylon* Part #	Pkg Qty
⅜"	***TLS37***	50
½"	***TLS47***	25
⅝"	***TLS57***	25
¾"	***TLS67***	50

- sold in package quantities only

GHT x Male NPT Elbow

Male NPT	*Nylon* Part #	Pkg Qty
⅜"	***TLT73***	25
½"	***TLT74***	25
¾"	***TLT76***	25

- sold in package quantities only

MURDOCK industrial | Sales@MurdockIndustrial.com www.HoseWarehouse.com | Phone: 330-535-7105 Fax: 330-535-1125 | Skype: MurdockIndustrial

Tuff-Lite™

Push-On Hose Shank x Male NPT Insert

Feature:
- No clamps are needed when these fittings are used with push-on hose.

Hose Size	Male NPT	*Nylon* Part #	Pkg Qty
¼"	⅛"	***TPN21***	50
	¼"	***TPN22***	50
	⅜"	***TPN23***	50
⅜"	¼"	***TPN32***	50
	⅜"	***TPN33***	50
	½"	***TPN34***	50
½"	⅜"	***TPN43***	50
	½"	***TPN44***	50
	¾"	***TPN46***	50

- sold in package quantities only

Push-On Hose Shank x Female NPT Insert

Feature:
- No clamps are needed when these fittings are used with push-on hose.

Hose Size	Female NPT	*Nylon* Part #	Pkg Qty
¼"	¼"	***TPF22***	50
⅜"	¼"	***TPF32***	50
	⅜"	***TPF33***	50
½"	⅜"	***TPF43***	50
	½"	***TPF44***	50

- sold in package quantities only

Push-On Hose Menders

Feature:
- no clamps needed when used with push-on hose

Size	*Nylon* Part #	Pkg Qty
¼"	***TPM2***	50
⅜"	***TPM3***	50
½"	***TPM4***	50

- sold in package quantities only

MURDOCK industrial | Sales@MurdockIndustrial.com www.HoseWarehouse.com | Phone: 330-535-7105 Fax: 330-535-1125 | Skype: MurdockIndustrial

Type A

Application:
- used primarily on irrigation and suction lines

Features:
- hot dipped, galvanized
- has a double pin locking lever for smooth closing action
- Type A Agri-Lock style locks on female style
- Each coupler is equipped with a safety pin to prevent accidental openings.
- *These fittings are not recommended for chemicals or any hazardous type materials where the possibility of leakage would result in health or environmental concerns. Consult Dixon® for recommendations.*

Female with Hose Shank

Feature:
- supplied with gasket

Size	*Galvanized Steel* Part #
10"	***FC21210***
12"	***FC21212*** [1]

[1] 12" supplied with M20412 lever assist bar found on page 256

10"

Female with Machined Hose Shank

Features:
- Dixon® combination nipple style hose shank machined from Schedule 40 pipe
- recommended for use with steel King Crimp™ sleeves
- supplied with gasket

Size	*Galvanized Steel* Part #
10"	***FC21210ST100***
12"	***FC21212ST120*** [1]

[1] 12" supplied with M20412 lever assist bar found on page 256

12"

Female with 150# ASA Flange

Feature:
- supplied with gasket

Size	*Galvanized Steel* Part #
10"	***FC22310***
12"	***FC22312*** [1]

[1] 12" supplied with M20412 lever assist bar found on page 256
- For flange dimensions, diagrams and additional information please reference dixonvalve.com.

12"

MURDOCK industrial | Sales@MurdockIndustrial.com www.HoseWarehouse.com | Phone: 330-535-7105 Fax: 330-535-1125 | Skype: MurdockIndustrial

Type A

Male with Hose Shank

Size	*Galvanized Steel* Part #
10"	***MC21110***
12"	***MC21112***

Male with Machined Hose Shank

Features:
- Dixon® combination nipple style hose shank machined from Schedule 40 pipe
- recommended for use with steel King Crimp™ sleeves

Size	*Galvanized Steel* Part #
10"	***MC21110ST100***
12"	***MC21112ST120***

Male with 150# ASA Flange

Size	*Galvanized Steel* Part #
10"	***MC22210***
12"	***MC22212***

- For flange dimensions, diagrams and additional information please reference dixonvalve.com.

MURDOCK industrial | Sales@MurdockIndustrial.com www.HoseWarehouse.com | Phone: 330-535-7105 Fax: 330-535-1125 | Skype: MurdockIndustrial

Type A

Male x Female 90° Elbows

Feature:
- supplied with gasket

Size	*Galvanized Steel* Part #
10"	***EL21510-90***
12"	***EL21512-90*** [1]

[1] 12" supplied with M20412 lever assist bar on page 256

12"

Female for Welding to Pipe

Size	*Unplated Steel* Part #
10"	***20410***
12"	***20412***

12"

Males with Ring for Welding

Size	*Unplated Steel* Part #
10"	***21010***
12"	***21012***

Female Plugs

Feature:
- supplied with gasket

Size	*Galvanized Steel* Part #
10"	***FP20910***
12"	***FP20912*** [1]

[1] 12" supplied with M20412 lever assist bar on page 256

10"

MURDOCK industrial | Sales@MurdockIndustrial.com www.HoseWarehouse.com | Phone: 330-535-7105 Fax: 330-535-1125 | Skype: MurdockIndustrial

Agri-Lock Style Couplings

Type A

Male Plugs with Ring

Size	*Galvanized Steel* Part #
10"	***MP21010***
12"	***MP21012***

Gaskets

Size	*Rubber* Part #	*EPDM* Part #
10"	***RG20510***	***RG20610***
12"	***RG20512***	***RG20612***

Lever Assist Bar

Size	*Galvanized Steel* Part #
12"	***M20412***

Quick Connect Safety Pin

Size	*Galvanized Steel* Part #
12"	***SP290***

MURDOCK industrial | Sales@MurdockIndustrial.com www.HoseWarehouse.com | Phone: 330-535-7105 Fax: 330-535-1125 | Skype: MurdockIndustrial

Type B

Application:
- used primarily on irrigation and suction lines

Features:
- hot dipped, galvanized
- has a double pin locking lever for smooth closing action
- Type B (*Bauer style*) locks on the male side
- Each coupler is equipped with a safety pin to prevent accidental openings.
- *These fittings are not recommended for chemicals or any hazardous type materials where the possibility of leakage would result in health or environmental concerns. Consult Dixon® for recommendations.*

Male x Hose Shank

Size	*Galvanized Steel* Part #
2"	***MC3092***
3"	***MC3093***
4"	***MC3094***
6"	***MC3096***
8"	***MC3098***
10"	***MC30910*** [1]
12"	***MC30912*** [1]

[1] 10" and 12" supplied with ACB304 lever assist bar on page 261

Male with Male NPT

Size	*Galvanized Steel* Part #
2"	***MCM3112***
3"	***MCM3113***
4"	***MCM3114***
6"	***MCM3116***
8"	***MCM3118***

Female x Hose Shank

Feature:
- supplied with gasket

Size	*Galvanized Steel* Part #
2"	***FC3102***
3"	***FC3103***
4"	***FC3104***
6"	***FC3106***
8"	***FC3108***
10"	***FC31010***
12"	***FC31012***

Female with Male NPT

Feature:
- supplied with gasket

Size	*Galvanized Steel* Part #
2"	***FCM3122***
3"	***FCM3123***
4"	***FCM3124***
6"	***FCM3126***
8"	***FCM3128***

MURDOCK industrial | Sales@MurdockIndustrial.com www.HoseWarehouse.com | Phone: 330-535-7105 Fax: 330-535-1125 | Skype: MurdockIndustrial

Type B

Male with Machined Hose Shank

Features:
- Dixon® combination nipple style hose shank machined from Schedule 40 pipe
- recommended for use with steel King Crimp™ sleeves

Size	*Galvanized Steel* Part #
2"	***MC3092ST25***
3"	***MC3093ST35***
4"	***MC3094ST40***
6"	***MC3096ST60***
8"	***MC3098ST80***

Male x 150# ASA Flange

Size	*Galvanized Steel* Part #
4"	***MC3134***
6"	***MC3136***
8"	***MC3138***
10"	***MC31310*** [1]
12"	***MC31312*** [1]

[1] 10" and 12" supplied with ACB304 lever assist bar on page 261
- For flange dimensions, diagrams and additional information please reference dixonvalve.com.

Male Weld-On

Size	*Unplated Steel* Part #
2"	***3032***
3"	***3033***
4"	***3034***
6"	***3036***
8"	***3038***
10"	***30310***
12"	***30312***

- female and male fittings are commonly used for butt-welding to pipe

Heavy Duty Female x Dixon® Combination Nipple Hose Shank



Size	*Galvanized Steel* Part #
2"	***FC3102ST25***
3"	***FC3103ST35***
4"	***FC3104ST40***
6"	***FC3106ST60***
8"	***FC3108ST80***

MURDOCK industrial | Sales@MurdockIndustrial.com www.HoseWarehouse.com | Phone: 330-535-7105 Fax: 330-535-1125 | Skype: MurdockIndustrial

Type B

Female x 150# ASA Flange

Feature:
- supplied with gasket

Size	*Galvanized Steel* Part #
4"	***FC3144***
6"	***FC3146***
8"	***FC3148***
10"	***FC31410***
12"	***FC31412***

- For flange dimensions, diagrams and additional information please reference dixonvalve.com.

Female Weld-On with Gasket

Feature:
- supplied with gasket

Size	*Unplated Steel* Part #
2"	***3022***
3"	***3023***
4"	***3024***
6"	***3026***
8"	***3028***
10"	***30210***
12"	***30212***

Male x Female 90° Elbow

Feature:
- supplied with gasket

Size	*Galvanized Steel* Part #
4"	***EL3154-90***
6"	***EL3156-90***
8"	***EL3158-90***
10"	***EL31510-90*** [1]
12"	***EL31512-90*** [1]

[1] 10" and 12" supplied with ACB304 lever assist bar on page 261

Male x Female 45° Elbow

Feature:
- supplied with gasket

Size	*Galvanized Steel* Part #
4"	***EL3154-45***
6"	***EL3156-45***
8"	***EL3158-45***
10"	***EL31510-45*** [1]
12"	***EL31512-45*** [1]

[1] 10" and 12" supplied with ACB304 lever assist bar on page 262

MURDOCK industrial | Sales@MurdockIndustrial.com www.HoseWarehouse.com | Phone: 330-535-7105 Fax: 330-535-1125 | Skype: MurdockIndustrial

Type B

Female x Male Reducer

Feature:
- supplied with gasket

Female Size	Male Size	*Galvanized Steel* Part #
6"	4"	***FMR31864***
8"	6"	***FMR31886***
10"	8"	***FMR318108***[1]
12"	10"	***FMR3181210***[1]

[1] 10" and 12" supplied with ACB304 lever assist bar on page 261

Female x Male Increaser

Feature:
- supplied with gasket

Female Size	Male Size	*Galvanized Steel* Part #
4"	6"	***FMI31946***
6"	8"	***FMI31968***
8"	10"	***FMI319810***
10"	12"	***FMI3191012*** [1]

[1] 10" and 12" supplied with ACB304 lever assist bar on page 261

Male with Male NPT- extra long



Size	*Galvanized Steel* Part #
2"	***MCM3112XL***
3"	***MCM3113XL***
4"	***MCM3114XL***
6"	***MCM3116XL***
8"	***MCM3118XL***

Male Plugs

Size	*Galvanized Steel* Part #
2"	***MP3232***
3"	***MP3233***
4"	***MP3234***
6"	***MP3236***
8"	***MP3238***
10"	***MP32310*** [1]
12"	***MP32312*** [1]

[1] 10" and 12" supplied with ACB304 lever assist bar on page 261

MURDOCK industrial | Sales@MurdockIndustrial.com www.HoseWarehouse.com | Phone: 330-535-7105 Fax: 330-535-1125 | Skype: MurdockIndustrial

Type B

Female Plugs

Feature:
- supplied with gasket

Size	*Galvanized Steel* Part #
2"	***FP3082***
3"	***FP3083***
4"	***FP3084***
6"	***FP3086***
8"	***FP3088***
10"	***FP30810***
12"	***FP30812***

Lever Rings

Size	*Galvanized Steel* Part #
2"	***LR3042***
3"	***LR3043***
4"	***LR3044***
6"	***LR3046***
8"	***LR3048***
10"	***LR30410***
12"	***LR30412***

D

Lever Assist Bar

Size	Description	*Galvanized Steel* Part #
10" & 12	lever assist bar for 10" and 12" Type B fittings	***ACB304***

Gaskets

Size	*Rubber* Part #	*EPDM* Part #
2"	***RG3052***	***RG3062***
3"	***RG3053***	***RG3063***
4"	***RG3054***	***RG3064***
6"	***RG3056***	***RG3066***
8"	***RG3058***	***RG3068***
10"	***RG30510***	***RG30610***
12"	***RG30512***	***RG30612***

Quick Connect Safety Clips

Size	*Galvanized Steel* Part #
2"	***SP59***
3"	***SP76***
4"	***SP89***
6"	***SP159***
8"	***SP159***
10"	***SP390***
12"	***SP390***

2" - 8"

10" - 12"

MURDOCK industrial | Sales@MurdockIndustrial.com www.HoseWarehouse.com | Phone: 330-535-7105 Fax: 330-535-1125 | Skype: MurdockIndustrial

Band & Worm Gear Clamps ... 263 to 275

Dixon® HS and HSS styles ... 263
Miniature MH and MAH styles ... 263
Aero-Seal® style ... 264
Marine grade ... 264
Aero-Seal® style line ... 265
WaveSeal ... 265
Constant torque ... 266
HTM hi torque ... 266
Center punch ... 267
  Pre-formed F series ... 267
  Open end FO series ... 267
Universal pre-formed, K series ... 268
Dixon® smooth ID ... 269
  Roll-over type ... 269
  Center punch ... 269
Band and buckle ... 270
  Clamp buckles ... 270
  Strapping ... 270
  Set screw buckles ... 270
  Banding ... 270
Band clamp tools ... 271 to 272
  Portable locking hand tool ... 271
  Intermediate hand tool ... 271
  Hand tool for ⅝" clamps ... 271
  Hand tool for ⅜" and ⅝" clamps ... 271
  Adapter for F100 tool ... 271
  Hand tool for K clamps ... 272
  Punching mallet ... 272
  Clamp cutter ... 272
Clamping tool for band and buckles ... 272
  Band and buckle clamping tool ... 272
  Clamping tool adapter for 51960 tool ... 272
Pinch-on single ear ... 273
Pinch-on double ear ... 273
Stepless® ear ... 274
Clamp service kit ... 274
Standard jaw clamp tool ... 274
Side jaw clamp tool ... 274
Dixon® worm gear clamp racks ... 275
Quick release ... 275
Make-A-Clamp kits ... 275

Bolted Clamps ... 276 to 281

TBC and STBC style T-bolt ... 276
Heavy duty T-bolt ... 277
Long T-bolt ... 278
Double bolt ... 279
  With saddles ... 279
Single bolt ... 280

Bolted Clamps (cont.) ... 276 to 281

Spiral clamps ... 281
  Clockwise ... 281
Counterclockwise ... 281

MURDOCK industrial | Sales@MurdockIndustrial.com www.HoseWarehouse.com | Phone: 330-535-7105 Fax: 330-535-1125 | Skype: MurdockIndustrial

Dixon® Worm Gear Clamps

Features:
- clamp meets SAEJ1508 which supercedes Mil Spec WW-C-440B
- four-piece construction
- screw design: 5/16" slotted hex head
- maximum recommended torque 50 in. lbs.
- ***all clamps sold 10 per box***

Style HS material:
- band and housing: SAE 300 series stainless
- screw: SAE 1018 case-hardened, hex-free chrome zinc-plated steel

Style HSS material:
- band and housing: SAE 300 series stainless
- screw: SAE 300 series stainless

Band Width	Hose OD from	Hose OD to	*style HS* Part #	Master Case Qty	*style HSS* Part #	Master Case Qty
1/2"	7/16"	25/32"	***HS6***	200	***HSS6***	200
	1/2"	29/32"	***HS8***	200	***HSS8***	200
	9/16"	1-1/16"	***HS10***	500	***HSS10***	500
	11/16"	1-1/14"	***HS12***	500	***HSS12***	500
	13/16"	1-1/2"	***HS16***	500	***HSS16***	500
	13/16"	1-3/4"	***HS20***	500	***HSS20***	500
	1-1/16"	2"	***HS24***	500	***HSS24***	500
	1-5/16"	2-1/4"	***HS28***	500	***HSS28***	500
	1-9/16"	2-1/2"	***HS32***	500	***HSS32***	500
	1-13/16"	2-3/4"	***HS36***	500	***HSS36***	500
	2-1/16"	3"	***HS40***	200	***HSS40***	200
	2-5/16"	3-1/4"	***HS44***	200	***HSS44***	200
	2-9/16"	3-1/2"	***HS48***	200	***HSS48***	200
	2-13/16"	3-3/4"	***HS52***	200	***HSS52***	200
	3-1/16"	4"	***HS56***	200	***HSS56***	200
	3-5/16"	4-1/4"	***HS60***	200	***HSS60***	200
9/16"	3-9/16"	4-1/2"	***HS64***	200	***HSS64***	200
	1-7/8"	5"	***HS72***	100	***HSS72***	100
	2-1/2"	5-1/2"	***HS80***	100	***HSS80***	100
	3-1/8"	6"	***HS88***	100	***HSS88***	100
	3-5/8"	6-1/2"	***HS96***	100	***HSS96***	100
	4-1/8"	7"	***HS104***	100	***HSS104***	100
	5-5/8"	8-1/2"	***HS128***	100	***HSS128***	100
	7-1/8"	10"	***HS152***	100	***HSS152***	100
	9-3/8"	12-1/4"	***HS188***	100	***HSS188***	100
	10-1/8"	13"	***HS200***	100	***HSS200***	100
	10-7/8"	13-3/4"	***HS212***	100	***HSS212***	100
	11-5/8"	14-1/2"	***HS224***	100	***HSS224***	100
	12-3/8"	15-1/4"	***HS236***	100	***HSS236***	100
	13-1/8"	16"	***HS248***	100	***HSS248***	100
	17-1/8"	20"	***HS312***	100	***HSS312***	100

style HSS

Miniature Worm Gear Clamps

Features:
- meets SAE J1508
- screw design: 1/4" slotted hex head
- maximum recommended torque 15 in. lbs.
- ***all clamps sold 10 per box***

Style MH material:
- band and housing: SAE 300 series stainless
- screw: SAE 1018 case-hardened, hex-free chrome zinc-plated steel

Style MAH material:
- band and housing: SAE 300 series stainless
- screw: SAE 300 series stainless

Band Width	Hose OD from	Hose OD to	*style MH* Part #	Master Case Qty	*style MAH* Part #	Master Case Qty
5/16"	7/32"	5/8"	***MH4***	500	***MAH4***	500
	7/16"	25/32"	***MH6***	500	***MAH6***	500
	1/2"	29/32"	***MH8***	200	***MAH8***	200
	9/16"	1-1/16"	***MH10***	200	***MAH10***	200
	11/16"	1-1/4"	***MH12***	200	***MAH12***	200
	15/16"	1-1/2"	***MH16***	200	***MAH16***	200
	1-3/16"	1-3/4"	***MH20***	200	***MAH20***	200

style MH

Torque ratings correspond to the torque rating of the screw of the clamp and *are not an indication of the working pressure of any hose assembly installed with this clamp*.

MURDOCK industrial | Sales@MurdockIndustrial.com www.HoseWarehouse.com | Phone: 330-535-7105 Fax: 330-535-1125 | Skype: MurdockIndustrial

Aero-Seal® Worm Gear Clamps

Features:

- four-piece construction
- band slots designed for strength and smooth action
- saddle interlocks into embossed band to form a true concentric circle
- slotted hex head screw design
- heat treated screws have buttress thread type
- safety collar or thumb screw available on the style 200 series only
- suggested installation torque 30-42 inch pounds, maximum recommended torque 60 in. lbs.
- ***all clamps sold 10 per box***
- Torque ratings correspond to the torque rating of the screw of the clamp and *are not an indication of the working pressure of any hose assembly installed with this clamp*.

style 300

Style 100:
- band and housing: 300 SS
- screw: plated carbon steel

Style 200:
- band and housing: 300 SS
- screw: 410 stainless steel

Style 300:
- band and housing: 300 SS
- screw: 305 stainless steel

Band Width	Hose OD from	Hose OD to	*Style 100* Part #	*Style 200* Part #	*Style 300* Part #	Pkg Qty
9/16"	7/16"	25/32"	***10006***	***20006***	***30006***	10
	1/2"	29/32"	***10008***	***20008***	***30008***	10
	9/16"	1-1/16"	***10010***	***20010***	***30010***	10
	11/16"	1-1/4"	***10012***	***20012***	***30012***	10
	13/16"	1-1/2"	***10016***	***20016***	***30016***	10
	13/16"	1-3/4"	***10020***	***20020***	***30020***	10
	1-1/16"	2"	***10024***	***20024***	***30024***	10
	1-5/16"	2-1/4"	***10028***	***20028***	***30028***	10
	1-9/16"	2-1/2"	***10032***	***20032***	***30032***	10
	1-13/16"	2-3/4"	***10036***	***20036***	***30036***	10
	2-1/16"	3"	***10040***	***20040***	***30040***	10
	2-5/16"	3-1/4"	***10044***	***20044***	***30044***	10
	2-9/16"	3-1/2"	***10048***	***20048***	***30048***	10
	2-13/16"	3-3/4"	***10052***	***20052***	***30052***	10
	3-1/16"	4"	***10056***	***20056***	***30056***	10
	3-5/16"	4-1/4"	***10060***	***20060***	***30060***	10

Marine Grade Worm Gear Clamps

Features:

- three-piece construction
- clamp meets SAEJ1508 which supercedes Mil Spec WW-C-440B
- 316 stainless steel marine grade: band, screw, housing
- screw design: 5/16" slotted hex head
- suggested installation torque 30-42 inch pounds, maximum recommended torque 60 in. lbs.
- ***all clamps sold 10 per box***
- Torque ratings correspond to the torque rating of the screw of the clamp and *are not an indication of the working pressure of any hose assembly installed with this clamp*.

Band Width	Hose OD from	Hose OD to	*316 Stainless Steel* Part #
½"	3/8"	7/8"	***MGC6***
	7/16"	1"	***MGC8***
	9/16"	1-1/16"	***MGC10***
	9/16"	1-5/16"	***MGC12***
	11/16"	1-1/2"	***MGC16***
	3/4"	1-3/4"	***MGC20***
	1-1/16"	2"	***MGC24***
	1-5/16"	2-1/4"	***MGC28***
	1-9/16"	2-1/2"	***MGC32***
	1-13/16"	2-3/4"	***MGC36***
	2-11/16"	3"	***MGC40***
	2-5/16"	3-1/4"	***MGC44***
	2-9/16"	3-1/2"	***MGC48***
	2-13/16"	3-3/4"	***MGC52***
	3-1/16"	4"	***MGC56***
	2-1/2"	4-1/2"	***MGC64***
	3-1/16"	5"	***MGC72***
	3-1/2"	5-1/2"	***MGC80***
	4-3/32"	6"	***MGC88***
	4-1/2"	6-1/2"	***MGC96***
	5"	7"	***MGC104***

MURDOCK industrial | Sales@MurdockIndustrial.com www.HoseWarehouse.com | Phone: 330-535-7105 Fax: 330-535-1125 | Skype: MurdockIndustrial

Aero-Seal® Liner Worm Gear Clamps

Features:
- The integral extension of the band as a liner (no rivets or welds) protects soft surface hose (silicone and others) from damage caused by extrusion or shearing through the band slots.
- screw design: 5/16" hex slotted hex head
- ***all clamps sold 10 per box***
- band, saddle, housing: stainless steel

Style DL:
- screw: plated carbon steel

Style DLS:
- screw: 410 stainless steel

style DLS

Band Width	Hose OD from	Hose OD to	*style DL* Part #	Pkg Qty	*style DLS* Part #	Pkg Qty
½"	7/16"	25/32"	***DL9206***	10	***DLS9406***	10
	1/2"	29/32"	***DL9208***	10	***DLS9408***	10
	9/16"	1-1/16"	***DL9210***	10	***DLS9410***	10
	11/16"	1-1/4"	***DL9212***	10	***DLS9412***	10
	13/16"	1-1/2"	***DL9216***	10	***DLS9416***	10
	13/16"	1-3/4"	***DL9220***	10	***DLS9420***	10
	1-1/16"	2"	***DL9224***	10	***DLS9424***	10
	1-5/16"	2-1/4"	***DL9228***	10	***DLS9428***	10
	1-9/16"	2-1/2"	***DL9232***	10	***DLS9432***	10
	1-13/16"	2-3/4"	***DL9236***	10	***DLS9436***	10
	2-1/16"	3"	***DL9240***	10	***DLS9440***	10
	2-5/16"	3-1/4"	***DL9244***	10	***DLS9444***	10
	2-9/16"	3-1/2"	***DL9248***	10	***DLS9448***	10

WaveSeal Clamps

Application:
- provides optimal retention in applications involving thermal cycling and / or high vibration

Features:
- produces a sealing O-ring effect that prevents leakage
- 5/16" head screw
- suggested installation torque 50-70 inch pounds
- ***all clamps sold 10 per box***
- construction:
  - band: 300 stainless steel
  - liner and housing: 300 stainless steel
  - screw: 410 stainless steel
- Torque ratings correspond to the torque rating of the screw of the clamp and *are not an indication of the working pressure of any hose assembly installed with this clamp*.

Band Width	Hose OD from	Hose OD to	Part #	Pkg Qty
9/16"	1-3/32"	1-5/16"	***WSS16***	10
	1-1/8"	1-1/2"	***WSS19***	10
	1-1/8"	1-9/16"	***WSS20***	10
	1-7/16"	1-11/16"	***WSS22***	10
	1-1/2"	1-13/16"	***WSS24***	10
	1-3/4"	2-1/16"	***WSS28***	10
	1-15/16"	2-5/16"	***WSS32***	10
	2"	2-7/16"	***WSS34***	10
	2-1/8"	2-9/16"	***WSS36***	10
	2-5/16"	2-13/16"	***WSS40***	10
	2-1/2"	3-1/16"	***WSS44***	10
	2-11/16"	3-5/16"	***WSS48***	10
	2-7/8"	3-9/16"	***WSS52***	10
	3-1/16"	3-13/16"	***WSS56***	10
	3-1/4"	4-1/16"	***WSS60***	10
	3-7/16"	4-5/16"	***WSS64***	10
	3-3/4"	4-13/16"	***WSS72***	10
	4-3/16"	5-5/16"	***WSS80***	10
	4-1/2"	5-13/16"	***WSS88***	10

MURDOCK industrial | Sales@MurdockIndustrial.com www.HoseWarehouse.com | Phone: 330-535-7105 Fax: 330-535-1125 | Skype: MurdockIndustrial

Clamps

Constant Torque Worm Gear Clamps

Features:

- A patented Belleville spring mechanism permits the clamp to automatically increase or decrease its own diameter due to changes in operational or environmental temperatures.
- ⅜" hex, carbon steel screw
- ⅝" wide 300 stainless steel band

Band Width	Hose OD from	Hose OD to	Part #
⅝"	1"	1¾"	***CT175L***
	1¼"	2⅛"	***CT200L***
	1¾"	2⅝"	***CT250L***
	2¼"	3⅛"	***CT300L***
	2¾"	3⅝"	***CT350L***
	3¼"	4⅛"	***CT400L***
	3¾"	4⅝"	***CT450L***
	4¼"	5⅛"	***CT500L***
	4¾"	5⅝"	***CT550L***
	5¼"	6⅛"	***CT600L***
	5¾"	6⅝"	***CT650L***
	6¼"	7⅛"	***CT700L***
	6¾"	7⅝"	***CT750L***
	7¼"	8⅛"	***CT800L***
	7¾"	8⅝"	***CT850L***
	8¼"	9⅛"	***CT900L***
	8¾"	9⅝"	***CT950L***

E

HTM Hi Torque Worm Gear Clamps

Features:

- withstands more than three times the SAE torque requirements for worm-driven clamps
- eight screw threads are engaged in the band simultaneously for incredible torquing drive (over 90 in. lbs.), sealing pressure and vibration resistance
- slotted hex head screw design
- Torque ratings correspond to the torque rating of the screw of the clamp and *are not an indication of the working pressure of any hose assembly installed with this clamp*.

style HTM

style HP

Materials:

- band and housing: 300 series half hard stainless [1]
- screw: 410 stainless steel screw

Band Width	Hose OD from	Hose OD to	*Stainless Steel* Part #
⅝"	1¼"	2⅛"	***HTM200***
	1¼"	2⅝"	***HP2*** [1]
	1¾"	2⅝"	***HTM250***
	2⅛"	4⅛"	***HP3*** [1]
	2¼"	3⅛"	***HTM300***
	2¾"	3⅝"	***HTM350***
	3½"	4⅛"	***HTM400***
	3¾"	4⅝"	***HTM450***
	4"	6⅛"	***HP4*** [1]
	4¼"	5⅛"	***HTM500***
	4¾"	5⅝"	***HTM550***
	5¼"	6⅛"	***HTM600***
	5¾"	6⅝"	***HTM650***
	6⅛"	9⅛"	***HP5*** [1]
	6¼"	7⅛"	***HTM700***
	6¾"	7⅝"	***HTM750***
	7¼"	8⅛"	***HTM800***
	7¾"	8⅝"	***HTM850***
	8¼"	9⅛"	***HTM900***

[1] extended hose OD range

MURDOCK industrial | Sales@MurdockIndustrial.com www.HoseWarehouse.com | Phone: 330-535-7105 Fax: 330-535-1125 | Skype: MurdockIndustrial

Center Punch Band Clamps

Features:

- install with center punch tools F1, F38, F40 and F100 located on page 271 other manufacturer's punch style tools may also be used
- on stainless clamps, bands are 300 series stainless steel, buckles are 302 series stainless steel
- **sold in package quantities only**

Pre-formed F Series

Band Width	Clamp ID	Band THK	*Stainless Steel* Part #	Pkg Qty	Band THK	*Galvanized Steel* Part #	Pkg Qty
⅜"	13/16"	.020"	***FS3***	100	.025"	***F3***	100
	1-3/8"	.020"	***FS311***	100	.025"	***F311***	100
⅝"	1"	.022"	***FS4***	100	.025"	***F4***	100
	1-1/4"	.022"	***FS5***	100	.025"	***F5***	100
	1-1/2"	.022"	***FS6***	100	.031"	***F6***	100
	1-3/4"	.022"	***FS7***	100	.031"	***F7***	100
	2"	.022"	***FS8***	100	.031"	***F8***	100
	2-1/4"	.022"	***FS9***	100	.031"	***F9***	100
	2-1/2"	.022"	***FS10***	50	.031"	***F10***	50
	2-3/4"	.022"	***FS11***	50	.031"	***F11***	50
	3"	.022"	***FS12***	50	.031"	***F12***	50
	3-1/2"	.022"	***FS14***	50	.031"	***F14***	50
	4"	.022"	***FS16***	25	.031"	***F16***	25
	4-1/2"	.022"	***FS18***	25	.031"	***F18***	25
	5"	.022"	***FS20***	25	.031"	***F20***	25
	6"	.022"	***FS24***	25	.031"	***F24***	25
	7"	.022"	***FS28***	25	.031"	***F28***	25
	8"	.022"	***FS32***	25	.031"	***F32***	25

Open End FO Series

Band Width	Clamp ID	Band THK	*Stainless Steel* Part #	Pkg Qty	Band THK	*Galvanized Steel* Part #	Pkg Qty
⅜"	13/16"	.020"	***FOS3***	100	.025"	***FO3***	100
	1-3/8"	.020"	***FOS311***	100	.025"	***FO311***	100
	2"	.020"	***FOS316***	100	.025"	***FO316***	100
	3-1/8"	.020"	***FOS325***	100	.025"	***FO325***	100
⅝"	2"	.022"	***FOS8***	100	.025"	***FO8***	100
	2-1/2"	.022"	***FOS10***	50	.025"	***FO10***	50
	3"	.022"	***FOS12***	50	.031"	***FO12***	50
	3-1/2"	.022"	***FOS14***	50	.031"	***FO14***	50
	4"	.022"	***FOS16***	50	.031"	***FO16***	50
	4-1/2"	.022"	***FOS18***	50	.031"	***FO18***	50
	5"	.022"	***FOS20***	25	.031"	***FO20***	25
	6"	.022"	***FOS24***	25	.031"	***FO24***	25
	7"	.022"	***FOS28***	25	.031"	***FO28***	25
	8"	.022"	***FOS32***	25	.031"	***FO32***	25
	9"	.022"	---	---	.031"	***FO36***	25
	10"	.022"	---	---	.031"	***FO40***	25
	12"	.022"	---	---	.031"	***FO48***	25
	14"	.022"	---	---	.031"	***FO56***	10

MURDOCK industrial | Sales@MurdockIndustrial.com www.HoseWarehouse.com | Phone: 330-535-7105 Fax: 330-535-1125 | Skype: MurdockIndustrial

Universal Pre-formed K series

Features:

- on stainless clamps, bands are 300 series stainless steel, buckles are 302 series stainless steel
- can be center punched or rolled over, install with the center punch or roll over tools located on page 271
- Fast-Lok™ tools: F1, F40, F100 page 271
- Super Strap Tools: 51960 screw action with 51970 adapter page 272
- Bandit®: S100 air tool with S180 Jr. head, C-001 hand tool with J001 Jr. adapter, S350 air tool with S260 Jr. head, T-240 for 3/8" only or T-250 for ⅜" and ⅝", S-38 for ⅜" and ⅝", J-102 Pok-It™ for ⅜" only.
- Punch-Lok® tools: P-1000 for ⅜" and ⅝", P-3000 for ⅜" only, P-38 for ⅜" and ⅝"
- **sold in package quantities only**

Band Width	Clamp ID	Band THK	*Stainless Steel* Part #	Pkg Qty	Band THK	*Galvanized Steel* Part #	Pkg Qty
⅜"	13/16"	.025"	***KS3***	100	.025"	***K3***	100
	1-3/8"	.025"	***KS311***	100	.025"	***K311***	100
⅝"	1"	.030"	***KS4***	100	.031"	***K4***	100
	1-1/4"	.030"	***KS5***	100	.031"	***K5***	100
	1-1/2"	.030"	***KS6***	100	.031"	***K6***	100
	1-3/4"	.030"	***KS7***	100	.031"	***K7***	100
	2"	.030"	***KS8***	100	.031"	***K8***	100
	2-1/4"	.030"	***KS9***	100	.031"	***K9***	100
	2-1/2"	.030"	***KS10***	50	.031"	***K10***	50
	2-3/4"	.030"	***KS11***	50	.031"	***K11***	50
	3"	.030"	***KS12***	50	.031"	***K12***	50
	3-1/2"	.030"	***KS14***	50	.031"	***K14***	50
	4"	.030"	***KS16***	25	.031"	***K16***	25
	4-1/2"	.030"	***KS18***	25	.031"	***K18***	25
	5"	.030"	***KS20***	25	.031"	***K20***	25
	6"	.030"	***KS24***	25	.031"	***K24***	25
	7"	.030"	***KS28***	25	.031"	***K28***	25
	8"	.030"	***KS32***	25	.031"	***K32***	25

MURDOCK industrial | Sales@MurdockIndustrial.com www.HoseWarehouse.com | Phone: 330-535-7105 Fax: 330-535-1125 | Skype: MurdockIndustrial

Dixon® Smooth ID - Roll Over Type Clamps

Application:
- for use with industrial hose made of stiffer, thinner thermoplastics

Features:
- provide a uniform, gap-free inside diameter, and strong holding power
- Install with roll over type clamp tools and most common band clamp tools such as the 51960 and 51970 band tools on page 272.
- **sold in package quantities only**

Band Width	Clamp ID	Band THK	*201 Stainless Steel* Part #	Pkg Qty	*Galvanized Steel* Part #	Pkg Qty
⅜"	13/16"	.025"	***JS201***	100	***JS301***	100
	1"	.025"	***JS243***	100	***JS343***	100
	1-3/8"	.025"	***JS202***	100	***JS302***	100
	2"	.025"	***JS245***	100	---	---
½"	1"	.030"	***JS203***	100	***JS303***	100
	1-1/4"	.030"	***JS204***	100	***JS304***	100
	2-3/4"	.030"	***JS230***	100	***JS330*** [1]	100
⅝"	1-1/2"	.030"	***JS205***	100	***JS305***	100
	1-3/4"	.030"	***JS206***	100	***JS306***	100
	2"	.030"	***JS207***	100	***JS307***	100
	2-1/4"	.030"	***JS208***	100	***JS308***	100
	2-1/2"	.030"	***JS209***	100	***JS309***	100
¾"	2-3/4"	.030"	***JS210***	50	---	---
	3"	.030"	***JS211***	50	***JS311***	50
	3-1/2"	.030"	***JS212***	50	***JS312***	50
	4"	.030"	***JS213***	25	***JS313***	25
	4-1/2"	.030"	***JS214***	25	***JS314***	25
	5"	.030"	***JS215***	25	***JS315***	25
	6"	.030"	***JS216***	25	---	---
	7"	.030"	***JS218***	25	---	---

[1] stock quantities only

Dixon® Smooth ID Center Punch Clamps

Application:
- for use in applications where conditions are highly corrosive

Features:
- double wrapped and locked with the conical punch of the F100 tool page 271
- unique dimple design offers excellent sealing strength while maintaining radial compression
- heavy buckle provides optimal holding power
- ideal for thin wall hose
- low profile
- **sold in package quantities only**

Band Width	Clamp ID	Band THK	*201 Stainless Steel* Part #	Pkg Qty
⅝"	1"	.025"	***HBC4S***	100
	1¼"	.025"	***HBC5S***	100
	1½"	.025"	***HBC6S***	100
	1¾"	.025"	***HBC7S***	100
	2"	.025"	***HBC8S***	100
	2¼"	.025"	***HBC9S***	100
	2½"	.025"	***HBC10S***	50
	2¾"	.025"	***HBC11S***	50
	3"	.025"	***HBC12S***	50
	3½"	.025"	***HBC14S***	50
	4"	.025"	***HBC16S***	25
	4½"	.025"	***HBC18S***	25
	5"	.025"	***HBC20S***	25
	6"	.025"	***HBC24S***	25
	7"	.025"	***HBC28S***	25
	8"	.025"	***HBC32S***	25

MURDOCK industrial | Sales@MurdockIndustrial.com www.HoseWarehouse.com | Phone: 330-535-7105 Fax: 330-535-1125 | Skype: MurdockIndustrial

Band & Buckles System

Features:
- install with C2 or 51960 band clamp tools
- **sold in box quantities only**

Band Width	*201 Stainless Steel* Part #	Pkg Qty	*Galvanized Steel* Part #	Pkg Qty
⅜"	***CS375***	100	***CG375***	100
½"	***CS500***	100	***CG500***	100
⅝"	***CS625***	100	***CG625***	100
¾"	***CS750***	100	***CG750***	50

Strapping

Feature:
- install with C2 or 51960 band clamp tools

Band Width	Band Thickness	Length	*201 Stainless Steel* Part #	*Galvanized Steel* Part #
⅜"	.025"	100'	***SS375***	***SG375***
½"	.031"	100'	***SS500***	***SG500***
⅝"	.031"	100'	***SS625***	***SG625***
¾"	.031"	100'	***SS750***	***SG750***

Set Screw Buckles

Application:
- Used in applications when a temporary clamp is desired or space limitations do not allow for tool roll-over

Features:
- set screw locks band after tensioning
- **sold in box quantities only**

Band Width	*201 Stainless Steel* Part #	Pkg Qty
½"	***SSB500***	25
¾"	***SSB750*** [1]	25

[1] ¾" buckle may be used with ⅝" band

Stainless Steel Banding with Tote

Features:
- resistant to moisture
- built-in handle
- full view of available band
- easy to dispense and recoil

Band Width	Band Thickness	Length	Package Description	*201 Stainless Steel* Part #
½"	.030"	100'	plastic blue tote	***ST204B***
⅝"	.030"	100'	plastic green tote	***ST205G***
¾"	.030"	100'	plastic red tote	***ST206R***

MURDOCK industrial | Sales@MurdockIndustrial.com www.HoseWarehouse.com | Phone: 330-535-7105 Fax: 330-535-1125 | Skype: MurdockIndustrial

Band Clamp Hand Tools

Locking Hand Tool

Features:
- for application of punch type ⅜" and ⅝" band clamps
- for use with F series only

Part #
F38

Intermediate Hand Tool

Feature:
- for application of ⅜" and ⅝" band clamps

Part #
F40

Hand Tool for ⅝" Clamps

Features:
- for application of ⅝" band clamps
- imported

Part #
F1

Hand Tool for ⅜" & ⅝" Clamps

Features:
- for application of ⅜" and ⅝" band clamps
- Made in the USA

Part #
F100

Adapter for F100 Tool

Feature:
- ⅜" clamp adapter for F100 tool only

Part #
F229

MURDOCK industrial | Sales@MurdockIndustrial.com www.HoseWarehouse.com | Phone: 330-535-7105 Fax: 330-535-1125 | Skype: MurdockIndustrial

Band Clamp Punching Mallet

Part #
F225

Clamp Cutter

Part #
F550

Band & Buckle Clamping Tools



Description	Part #
Clamping tool for band and buckles	***C2***

Note: once stock is depleted product will be obsolete

Description	Part #
Clamping tool for band and buckles	***51960***

Feature:
- for 51960 tool above

Description	Part #
adapter for 51960 tool to install preformed clamps	***51970***

MURDOCK industrial | Sales@MurdockIndustrial.com www.HoseWarehouse.com | Phone: 330-535-7105 Fax: 330-535-1125 | Skype: MurdockIndustrial

Pinch-On Clamps

Single Ear

Features:
- band width: .275"
- band thickness: .030"
- **sold in package quantities only**

Nominal Size	Range closed	Range open	*Zinc Plated Steel* Part #	*304 Stainless Steel* Part #	Pkg Qty
3/8"	.350"	.413"	***105***	***105R***	100
7/16"	.382"	.445"	***113***	***113R***	100
15/32"	.409"	.484"	***123***	***123R***	100
1/2"	.449"	.524"	***133***	***133R***	100
35/64"	.469"	.551"	***140***	***140R***	100
9/16"	.496"	.571"	***145***	***145R***	100
5/8"	.543"	.618"	***157***	***157R***	100
11/16"	.595"	.669"	***170***	***170R***	100
23/32"	.618"	.728"	***185***	***185R***	100
3/4"	.669"	.780"	***198***	***198R***	100
13/16"	.717"	.827"	***210***	***210R***	100
7/8"	.780"	.890"	***226***	***226R***	100
15/16"	.839"	.949"	***241***	***241R***	100
1"	.898"	1.008"	***256***	***256R***	100
1-1/16"	.945"	1.067"	***271***	***271R***	100
1-1/8"	1.004"	1.126"	***286***	***286R***	100
1-3/16"	1.063"	1.185"	***301***	***301R***	100
1-5/16"	1.181"	1.303"	***331***	***331R***	100
1-3/8"	1.240"	1.362"	***346***	***346R***	100
1-15/32"	1.358"	1.480"	***376***	***376R***	100
1-9/16"	1.437"	1.559"	***396***	***396R***	100
1-5/8"	1.492"	1.614"	***410***	***410R***	100
1-11/16"	1.551"	1.673"	***425***	***425R***	100
1-23/32"	1.610"	1.732"	***440***	***440R***	100
1-3/4"	1.669"	1.791"	***455***	***455R***	100
1-13/16"	1.728"	1.850"	***470***	***470R***	100
1-7/8"	1.787"	1.909"	***485***	***485R***	100
1-15/16"	1.847"	1.969"	***500***	***500R***	100
2"	1.906"	2.028"	***515***	***515R***	100

Double Ear

Features:
- When ordering double ear clamps, select nominal clamp size nearest to, but always larger than, the OD of material to be clamped after insert has been fitted.
- **sold in package quantities only**

Nominal Size	Range closed	Range open	Band Width	*Zinc Plated Steel* Part #	*304 Stainless Steel* Part #	Pkg Qty
3/16"	.134"	.197"	.197"	***0305***	***0305R***	100
1/4"	.197"	.276"	.236"	***0507***	***0507R***	100
5/16"	.276"	.354"	.275"	***0709***	***0709R***	100
3/8"	.319"	.433"	.275"	***0811***	***0811R***	100
1/2"	.425"	.512"	.275"	***1113***	***1113R***	100
9/16"	.492"	.591"	.295"	***1315***	***1315R***	100
19/32"	.551"	.669"	.315"	***1517***	***1517R***	100
5/8"	.591"	.709"	.315"	***1518***	***1518R***	100
3/4"	.638"	.787"	.335"	***1720***	***1720R***	100
13/16"	.709"	.866"	.354"	***1922***	***1922R***	100
7/8"	.748"	.906"	.354"	***2023***	***2023R***	100
15/16"	.827"	.984"	.394"	***2225***	***2225R***	100
1"	.886"	1.063"	.394"	***2327***	***2327R***	100
1-1/8"	1.035"	1.221"	.394"	***2731***	***2731R***	100
1-7/16"	1.260"	1.457"	.394"	***3437***	***3437R***	100
1-1/2"	1.378"	1.575"	.394"	***3740***	***3740R***	100

MURDOCK industrial | Sales@MurdockIndustrial.com www.HoseWarehouse.com | Phone: 330-535-7105 Fax: 330-535-1125 | Skype: MurdockIndustrial

Pinch-On Stepless® Ear Clamps

Features:

- once installed and clamped tampering is easily visible
- *Clamps are not reusable*; they should not be pried open, doing so renders the clamp nonfunctional.
- ensured clamping seal
- for low durometer or thin-walled hose/tubing
- for silicon, vinyl, polyurethane or other high-tech materials
- smooth inner band prevents damage to the hose while the tongue-in-groove design provides a 360° seal
- no steps or gaps inside the clamp
- install clamps using 1098 or 1099 clamp tools below
- clamps hold against pressure, vibration and material shrinkage due to temperature changes or aging
- built-in spring action permits the clamp to breathe without loosening
- When ordering, select the nominal size nearest to, but always larger than, the outside diameter of the material to be clamped. The outside diameter should be determined with connection fully assembled.
- **sold in package quantities only**

Nominal Size	Range (inches) closed	open	*304 Stainless Steel* Part #	Pky Qty
9/32"	.228"	.275"	***0983***	100
3/8"	.307"	.374"	***0986***	100
7/16"	.378"	.445"	***0989***	100
1/2"	.425"	.524"	***0993***	100
35/64"	.453"	.551"	***0997***	100
9/16"	.472"	.571"	***0999***	100
5/8"	.520"	.618"	***1005***	100
11/16"	.571"	.669"	***1009***	100
3/4"	.654"	.779"	***1021***	100
13/16"	.701"	.827"	***1029***	100

Clamp Service Kit

Includes:

- 15 of part #0709
- 15 of part #0811
- 15 of part #1113
- 15 of part #1315
- 15 of part #1518
- 12 of part #1720
- 12 of part #2023
- 12 of part #2225
- 12 of part #2327
- 1 pair of standard jaw pincers, part # 1098

Part #
SK1098

Standard Jaw Clamp Tool

Part #
1098

Side Jaw Clamp Tool

Part #
1099

MURDOCK industrial | Sales@MurdockIndustrial.com www.HoseWarehouse.com | Phone: 330-535-7105 Fax: 330-535-1125 | Skype: MurdockIndustrial

Dixon® Worm Gear Clamp Racks

Features:
- top load metal rack made of nickel plated steel rods with enameled steel sign
- sign identifies each clamp size and diameter range
- rack with clamps contains 9 clamp sizes with diameter ranges from 7/32" - 2-3/4"
- **CRWC,** Clamps included are:
  - 30 of part# MH4
  - 30 of part# MH6
  - 20 of part# HS10
  - 20 of part# HS12
  - 20 of part# HS20
  - 20 of part# HS24
  - 20 of part# HS28
  - 20 of part# HS32
  - 20 of part# HS36



CRWC

CR

Description	Part #
with 200 clamps	***CRWC***
without clamps	***CR***

Quick Release Worm Gear Clamps

Features:
- suggested installation torque 25-35 inch pounds, maximum recommended torque 50 in. lbs.
- band and housing: 201 series stainless
- screw design: 5/16" slotted hex head
- **Parts showing package quantities are sold in package quantities only.**
- Torque ratings correspond to the torque rating of the screw of the clamp and *are not an indication of the working pressure of any hose assembly installed with this clamp*.

Style LS:
- screw: plated hardened carbon steel

Style LSS:
- screw: SAE 410 series stainless

Band Width	Hose OD from	Hose OD to	*style LS* Part #	Pkg Qty	*style LSS* Part #	Pkg Qty
½"	1-1/2"	3-1/2"	***LS48***	10	***LSS48***	10
	1"	4"	***LS56***	10	---	---
	2"	5"	***LS72***	10	***LSS72***	10
	2-1/16"	6"	***LS88***	10	***LSS88***	10
	3-1/2"	6-9/16"	***LS96***	---	---	---
	2-7/8"	7"	***LS104***	10	***LSS104***	10
	1-3/4"	8-9/16"	***LS128***	---	***LSS128***	---
	2"	10"	***LS152***	---	---	---
	2-1/16"	12-5/16"	***LS188***	---	***LSS188***	---
	10-3/16"	14"	---	---	***LSS216***	---
	1-3/4"	16"	---	---	***LSS248***	---
	1-7/8"	20"	---	---	***LSS312***	---

style LS

style LSS

Worm Gear Make-A-Clamp Kits

Features:
- A maintenance clamp system in a box; by simply cutting off a piece of banding from a continuous roll, you can make any size stainless steel worm-driven clamp from 2" diameter and up. Perfect applications requiring for varying sized large clamps.
- reusable
- band width: ½"
- band thickness: .023"
- screw design: 5/16" slotted hex head
- band and housing material: 300 stainless
- screw material: 410 stainless

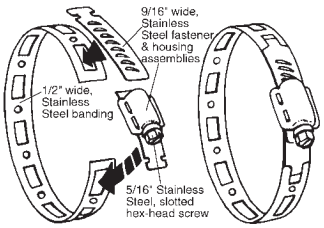

Contents	*Stainless Steel* Part #
mini kit: 8½' band, 3 adjustable fasteners, 1 band splice	***4000***
kit with 100' band, 25 adjustable fasteners, 10 band splices	***4001***
kit with 50' band, 10 adjustable fasteners, 5 band splices	***4002***
box with 10 adjustable fasteners: priced per box	***4004***
box with 100' band, 10 band splices	***4005***
box with 50' band, 5 band splices	***4006***
6" demonstrator kit with clamps	***4007***
box with 10 band splices: priced per box	***4008***

MURDOCK industrial | Sales@MurdockIndustrial.com www.HoseWarehouse.com | Phone: 330-535-7105 Fax: 330-535-1125 | Skype: MurdockIndustrial

T-Bolt Clamps

Features:

Style TBC

- can be applied with a standard 7/16" socket wrench
- ¾" wide, .025" thick, 300 series stainless steel band
- alloy steel bolt, torque rating: 70 in/lbs
- not for use with pneumatic tools

Style STBC

- can be applied with a standard 7/16" socket wrench
- ¾" wide, .025" thick, 300 series stainless steel bolt
- 300 series stainless steel bolt, torque rating: 50 in/lbs
- not for use with pneumatic tools

style TBC

style STBC

Hose OD from	Hose OD to	*style TBC* Part #	*style STBC* Part #	Optional Qty
1.250"	1.406"	***TBC131***	***STBC131***	25
1.344"	1.562"	***TBC150***	***STBC150***	25
1.474"	1.692"	---	***STBC163***	25
1.594"	1.812"	***TBC175***	***STBC175***	25
1.724"	1.942"	***TBC188***	***STBC188***	25
1.844"	2.062"	***TBC200***	***STBC200***	25
1.964"	2.182"	---	***STBC212***	25
2.094"	2.312"	***TBC225***	***STBC225***	25
2.224"	2.442"	***TBC238***	***STBC238***	25
2.344"	2.562"	***TBC250***	***STBC250***	25
2.326"	2.622"	***TBC256***	***STBC256***	25
2.396"	2.692"	***TBC263***	***STBC263***	25
2.516"	2.812"	***TBC275***	***STBC275***	25
2.646"	2.942"	***TBC288***	***STBC288***	25
2.766"	3.062"	***TBC300***	***STBC300***	25
2.886"	3.182"	***TBC312***	***STBC312***	25
3.016"	3.312"	***TBC325***	***STBC325***	25
3.266"	3.562"	***TBC350***	***STBC350***	25
3.386"	3.682"	---	***STBC362***	25
3.516"	3.812"	***TBC375***	***STBC375***	25
3.586"	3.882"	***TBC382***	***STBC382***	25
3.766"	4.062"	***TBC400***	***STBC400***	25
4.016"	4.312"	***TBC425***	***STBC425***	25
4.266"	4.562"	***TBC450***	***STBC450***	25
4.516"	4.812"	***TBC475***	***STBC475***	25
4.766"	5.062"	***TBC500***	***STBC500***	25
5.016"	5.312"	***TBC525***	***STBC525***	25
5.266"	5.562"	***TBC550***	***STBC550***	25
5.516"	5.812"	***TBC575***	***STBC575***	25
5.766"	6.062"	***TBC600***	***STBC600***	25
6.016"	6.312"	***TBC625***	***STBC625***	25
6.266"	6.562"	***TBC650***	***STBC650***	25
6.516"	6.812"	***TBC675***	***STBC675***	25
6.766"	7.062"	***TBC700***	***STBC700***	25
7.016"	7.312"	---	***STBC725***	25
7.266"	7.562"	***TBC750***	***STBC750***	25
7.766"	8.062"	---	***STBC800***	25
8.016"	8.312"	---	***STBC825***	25
8.266"	8.562"	---	***STBC850***	25
8.646"	8.942"	---	***STBC888***	25
8.766"	9.062"	---	***STBC900***	25
9.266"	9.562"	---	***STBC950***	25
9.766"	10.062"	---	***STBC1000***	10
10.646"	10.942"	---	***STBC1088***	10
11.766"	12.062"	---	***STBC1200***	10
12.646"	12.942"	---	***STBC1288***	10

MURDOCK industrial | Sales@MurdockIndustrial.com www.HoseWarehouse.com | Phone: 330-535-7105 Fax: 330-535-1125 | Skype: MurdockIndustrial

Heavy Duty T-Bolt Clamps

Features:
- can be applied with a standard ½" socket wrench.
- ⅞" wide, .040" thick, 300 series stainless steel band
- style HTBC carbon steel bolt, torque rating: 150 in/lbs
- style HSTBC 300 series stainless steel bolt, torque rating: 150 in/lbs
- not for use with pneumatic tools

style HTBC

style HSTBC

Hose OD from	Hose OD to	*style HTBC* Part #	*style HSTBC* Part #
2.125"	2.4375"	***HTBC238***	***HSTBC238***
2.250"	2.5625"	***HTBC250***	***HSTBC250***
2.750"	3.0625"	***HTBC300***	***HSTBC300***
3.250"	3.5625"	***HTBC350***	***HSTBC350***
3.750"	4.0625"	***HTBC400***	***HSTBC400***
4.250"	4.5625"	***HTBC450***	***HSTBC450***
4.750"	5.0625"	***HTBC500***	***HSTBC500***
5.250"	5.5625"	***HTBC550***	***HSTBC550***
5.750"	6.0625"	***HTBC600***	***HSTBC600***
6.250"	6.5625"	***HTBC650***	***HSTBC650***
6.750"	7.0625"	***HTBC700***	***HSTBC700***
7.250"	7.5625"	***HTBC750***	***HSTBC750***
7.750"	8.0625"	***HTBC800***	***HSTBC800***
8.266"	8.562"	---	***HSTBC850***
8.646"	8.942"	---	***HSTBC888***
8.766"	9.062"	---	***HSTBC900***
9.266"	9.562"	---	***HSTBC950***
9.766"	10.062"	---	***HSTBC1000***
10.646"	10.942"	---	***HSTBC1088***
12.646"	12.942"	---	***HSTBC1288***

MURDOCK industrial | Sales@MurdockIndustrial.com www.HoseWarehouse.com | Phone: 330-535-7105 Fax: 330-535-1125 | Skype: MurdockIndustrial

Long Bolt T-Bolt Clamps

Features:

- can be applied with a standard 7/16" socket wrench.
- ¾" wide, .025" thick, 300 series stainless steel band
- 300 series stainless steel bolt, torque rating: 50 in/lbs
- not for use with pneumatic tools

Hose OD from	Hose OD to	*300 series Stainless Steel* Part #	Optional Qty
2.80"	3.37"	***STBC325L***	25
3.05"	3.62"	***STBC350L***	25
3.37"	3.94"	***STBC382L***	25
3.55"	4.12"	***STBC400L***	25
3.75"	4.32"	***STBC420L*** [1]	25
3.87"	4.44"	***STBC432L***	25
4.05"	4.62"	***STBC450L***	25
4.37"	4.94"	***STBC482L***	25
4.55"	5.12"	***STBC500L***	25
4.87"	5.44"	***STBC532L***	25
5.05"	5.62"	***STBC550L***	25
5.37"	5.94"	***STBC582L***	25
5.55"	6.12"	***STBC600L*** [1]	25
5.87"	6.44"	***STBC632L***	25
6.05"	6.62"	***STBC650L***	25
6.30"	6.87"	***STBC675L***	25
6.53"	7.10"	***STBC698L***	25
6.55"	7.12"	***STBC700L*** [1]	25
6.62"	7.19"	***STBC707L***	25
8.05"	8.62"	***STBC850L***	25
8.30"	8.87"	***STBC875L***	25
8.43"	9.00"	***STBC888L***	25
8.62"	9.19"	***STBC907L***	25
10.25"	10.82"	***STBC1070L***	25
10.43"	11.00"	***STBC1088L***	25
10.62"	11.19"	***STBC1107L*** [1]	25
10.72"	11.29"	***STBC1117L***	25
12.20"	12.77"	***STBC1265L***	25
12.43"	13.00"	***STBC1288L***	25
12.75"	13.32"	***STBC1320L***	25
14.20"	14.77"	***STBC1465L***	25
14.43"	15.00"	***STBC1488L***	25
14.75"	15.32"	***STBC1520L***	25
16.20"	16.77"	***STBC1665L***	25
16.43"	17.00"	***STBC1688L***	25

[1] stock quantities only

MURDOCK industrial | Sales@MurdockIndustrial.com www.HoseWarehouse.com | Phone: 330-535-7105 Fax: 330-535-1125 | Skype: MurdockIndustrial

Double Bolt Clamps

Features:

- inner surface has dual gripping ridges
- bolt lugs are reinforced to prevent bending out of alignment
- Torque values for clamps are based on dry bolts.
- The use of lubricant on bolts will adversely effect clamp performance.
- measure hose OD accurately before ordering clamps
- Consult Dixon® when using double bolt clamps on helical wire hose.

Hose OD from	Hose OD to	*Plated Iron* Part #	Torque in ft. lbs.	Optional Qty
1-8/64"	1-12/64"	***J48***	15	100
1-12/64"	1-24/64"	***J49***	21	50
1-28/64"	1-34/64"	***JX49***	21	25
1-40/64"	1-52/64"	***DL14***	40	25
1-48/64"	2-3/64"	***DL20***	27	25
2-7/64"	2-19/64"	***DL24*** [1]	27	25
2-20/64"	2-40/64"	***DL32*** [1]	40	25
2-32/64"	2-48/64"	***DL275***	40	25
2-48/64"	3-4/64"	***DL306***	60	20
3-4/64"	3-24/64"	***DL328***	60	20
3-16/64"	3-32/64"	***DL350***	60	20

[1] investment cast carbon steel

Double Bolt Clamps with Saddles

Hose OD from	Hose OD to	*Plated Iron* Part #	Torque in ft. lbs.	Optional Qty
3-32/64"	3-52/64"	***400***	40	25
3-50/64"	4-4/64"	***431***	40	20
4-2/64"	4-18/64"	***463***	40	20
4-16/64"	4-60/64"	***525***	60	10
4-32/64"	5-16/64"	***550***	60	10
5-8/64"	5-44/64"	***600***	60	10
5-44/64"	5-60/64"	***639***	60	10
5-60/64"	6-32/64"	***675***	60	10
6-32/64"	7-36/64"	***769***	60	10
7-44/64"	8-12/64"	***818***	125	5
8-16/64"	8-56/64"	***875***	125	5
8-60/64"	9-56/64"	***988***	125	5
9-60/64"	11-24/64"	***1125***	125	5
11-12/64"	13"	***1275***	125	3
12-12/64"	14"	***1360***	200	2
13-12/64"	15"	***1450***	200	2
15-4/64"	17-32/64"	***1700***	260	2

MURDOCK industrial | Sales@MurdockIndustrial.com www.HoseWarehouse.com | Phone: 330-535-7105 Fax: 330-535-1125 | Skype: MurdockIndustrial

Single Bolt Clamps

Features:

- measure hose OD accurately before ordering clamps
- Torque values for clamps are based on dry bolts.
- The use of lubricant on bolts will adversely effect clamp performance.

Hose OD from	Hose OD to	*Plated Iron* Part #	Torque in ft. lbs.
56/64"	1"	***2***	6
62/64"	1-8/64"	***3***	6
1-4/64"	1-12/64"	***4***	6
1-10/64"	1-16/64"	***5***	6
1-16/64"	1-24/64"	***6***	6
1-22/64"	1-28/64"	***7***	6
1-28/64"	1-36/64"	***8***	6
1-42/64"	1-48/64"	***10***	6
1-48/64"	1-56/64"	***11***	6
1-56/64"	2-2/64"	***12***	6
2"	2-8/64"	***13***	12
2-8/64"	2-18/64"	***14***	12
2-16/64"	2-26/64"	***15***	12
2-24/64"	2-32/64"	***16***	12
2-32/64"	2-40/64"	***17***	12
2-40/64"	2-56/64"	***18***	12
2-56/64"	3-4/64"	***19***	12
3-4/64"	3-16/64"	***20***	12
3-16/64"	3-28/64"	***21***	12
3-28/64"	3-40/64"	***22***	21
3-40/64"	3-52/64"	***23***	21
3-52/64"	4-8/64"	***24***	21
4-8/64"	4-20/64"	***25***	21
4-16/64"	4-32/64"	***26***	21
4-28/64"	4-40/64"	***27***	21
4-40/64"	4-56/64"	***X27***	21
4-56/64"	5-16/64"	***28***	21

MURDOCK industrial | Sales@MurdockIndustrial.com www.HoseWarehouse.com | Phone: 330-535-7105 Fax: 330-535-1125 | Skype: MurdockIndustrial

Spiral Clamps

Features:

- more than one clamp may be needed per size, contact the hose manufacturer for more information
- due to fluctuations in the OD of hose each individual installation should be checked
- for use on convoluted cover hose
- To determine which style clamp is needed for your hose look at the end of the hose; if the helix spirals in a clockwise direction away from you (along the hose), a clockwise clamp is needed. If the helix spirals in a counterclockwise direction away from you, a counterclockwise clamp is needed. Examples include, but are not limited to: Kuriyama convoluted hose uses counter clockwise clamps; Pacific Echo and Kana Flex use clockwise clamps; Goodyear uses both counter clockwise and clockwise.

Clockwise

Size	Hose OD from	Hose OD to	*Plated Steel, Right Hand* Part #
1½"	1-34/64"	1-52/64"	***SC150***
2"	2-18/64"	2-32/64"	***SC200***
2½"	2-46/64"	3-8/64"	***SC250***
3"	3"	3-32/64"	***SC300***
4"	4"	4-32/64"	***SC400***
5"	5-6/64"	5-32/64"	***SC500***
6"	6-16/64"	7"	***SC600***
8"	8-32/64"	9-16/64"	***SC800***
10"	10-40/64"	11-16/64"	***SC1000***
12"	11-52/64"	12-61/64"	***SC1200***

Counter Clockwise

Size	Hose OD from	Hose OD to	*Plated Steel, Left Hand* Part #
1½"	1-34/64"	1-52/64"	***SCCW150***
2"	2-18/64"	2-32/64"	***SCCW200***
2½"	2-46/64"	3-8/64"	***SCCW250***
3"	3"	3-32/64"	***SCCW300***
4"	4"	4-32/64"	***SCCW400***
5"	5-6/64"	5-32/64"	***SCCW500***
6"	6-16/64"	7"	***SCCW600***
8"	8-32/64"	9-16/64"	***SCCW800***
10"	10-40/64"	11-16/64"	***SCCW1000***
12"	11-52/64"	12-61/64"	***SCCW1200***

MURDOCK industrial | Sales@MurdockIndustrial.com www.HoseWarehouse.com | Phone: 330-535-7105 Fax: 330-535-1125 | Skype: MurdockIndustrial

Universal Couplings ..... 283 to 292
Air King™ ..... 283 to 284
Global Air King™ ..... 285 to 286
Air King™ with ferrule 287
Air King™ with gauge port 287
Air King™ universal swivels 287
Global Air King™ ferrules 288
Air King™ clamps 288
Air King™ accessories 289
Sand Blast 290
Surelock™ ..... 291 to 292

Quick Disconnects ..... 293 to 327
Dix-Lock™ N-Series ..... 293 to 296
Dual-Lock™ P-Series ..... 297 to 299
Air Chief industrial ..... 300 to 303
  Dixon® key chain 301
  Air Chief semi-auto 302
  Air Chief automatic 303
Parker E-z-mate 304
Legris automatic safety couplers 305
Air Chief automotive ..... 306 to 307
Air Chief ARO interchange ..... 308 to 309
Air Chief Lincoln interchange 310
DF-series ..... 311 to 315
J-series ..... 316 to 317
M-series ..... 318 to 319
CJ-series 320
SHD-series 321, 322
L-series 322
U-series 323
NK-series 324
BR-series 325
A-series ..... 326 to 327

Steel 3500 nipples 328

Bent Stem Swivels 329

D.O.T Air Brake ..... 330 to 341
D.O.T. push-in fittings ..... 330 - 331
Connectors 330
Male elbows 330
Tees 331
Legris D.O.T. push-in fittings ..... 332 to 335
  Connectors 332
  Unions 333
  Elbows ..... 333 to 334
  Reducers 334
  Tees ..... 334 to 335
Air brake ..... 336 to 341
  Connectors 336
  Unions 337
Elbows ..... 337 to 338
Tees 339
Sleeves 339
Fittings for rubber hose ..... 340 to 341

Push-in ..... 342 to 360
Brass connectors 342
  Unions 343
  Elbows 343, 344
  Tees 344, 345
Stainless steel Legris ..... 346 to 347
  Connectors 346
  Unions & elbows 346, 347
  Tees 347
Nickel-plated brass Legris ..... 348 to 349
  Connectors 348
  Unions 348
  Elbows 349
  Tees 349
Nylon / Nickel-plated brass Legris ..... 350 to 352, 354
  Connectors 350
  Elbows 351
  Tees 352
  Wyes 352
Nylon Legris 353
  Unions 353
  Plugs 353
  Tees 353
  Wyes 353
Manifold, Legris 354
Fittings kit 354
Fitting kit, Legris 354
  Valves ..... 355 to 357
    Ball 355
    Quick exhaust 355
    Flow control 355, 356
    Check 357
Metric ..... 358 to 360
  Connectors 358, 359, 360
  Elbows 358, 360
  Tees 359, 360
  Unions 359, 360
  Plugs 360

⚠WARNING

The constant vibration created by air tools, like air drills and pavement breakers, is destructive to air hose couplings, especially the quick-acting type. To provide protection against coupling breakage and related hazards, Dixon® recommends the use of a whip hose. To construct a whip hose, connect one end of a short (3' to 10') air hose to the air tool using a 3500 type steel nipple. Connect the other end of the hose to the air supply using the standard quick-acting coupling. The heat-treated 3500 nipple will withstand vibration far better than the standard coupling and provide a safer connection. The whip hose should remain permanently connected to the tool.

MURDOCK industrial | Sales@MurdockIndustrial.com www.HoseWarehouse.com | Phone: 330-535-7105 Fax: 330-535-1125 | Skype: MurdockIndustrial

Air King™

⚠WARNING

- *The use of an Air King™ safety clip or wire type retainer is necessary to ensure Air King™ universal couplings will not become accidentally disconnected.* This guarantees the fittings are properly connected because the safety pin will not go through the holes in mating flanges until couplings are locked in place. Only one Air King™ safety clip or wire type retainer is required for each Air King™ universal coupling.

Features:
- can be used with Air King™ ferrules
- supplied with safety clip
- pressure rating: **150 PSI** at ambient temperature **70°F (21°C)**
- supplied with rubber washers, part # ***AWR4***
- meets pressure requirements as specified in A-A-59553 commercial item description superseding Mil Spec.WWC-633D

2-Lug Hose Ends

Size	*Iron* Part #	Optional Qty	*Brass* Part #	Optional Qty	*316 Stainless Steel* Part #
⅜"	***AMH*** [1]	25	***ABH***	25	***RAMH***
½"	***AM1***	50	***AB1*** [1]	50	***RAM1***
⅝"	***AM5***	50	***AB5***	50	---
¾"	***AM6***	50	***AB6*** [1]	50	***RAM6***
1"	***AM11***	50	***AB11*** [1]	50	***RAM11***



2-Lug Male NPT Ends

Size	*Iron* Part #	Optional Qty	*Brass* Part #	Optional Qty	*316 Stainless Steel* Part #
¼"	***AMB1***	25	***ABB1***	25	---
⅜"	***AMB***	25	***ABB***	25	***RAMB***
½"	***AM2***	50	***AB2*** [1]	50	***RAM2***
¾"	***AM7***	50	***AB7*** [1]	50	***RAM7***
1"	***AM12***	50	***AB12*** [1]	50	***RAM12***

2-Lug Female NPT Ends

Size	*Iron* Part #	Optional Qty	*Brass* Part #	Optional Qty	*316 Stainless Steel* Part #
¼"	***AMC1***	25	***ABC1***	25	---
⅜"	***AMC***	25	***ABC***	25	***RAMC***
½"	***AM3***	50	***AB3*** [1]	50	***RAM3***
¾"	***AM8***	50	***AB8*** [1]	50	***RAM8***
1"	***AM13***	50	***AB13*** [1]	50	***RAM13***

[1] global investment cast

Air King™ is for air and water service only Warning: Never use any Air King™ coupling for steam service! None of Dixon®'s catalog information is to be interpreted to mean that this type of coupling is suitable for use on steam hose.

MURDOCK industrial | Sales@MurdockIndustrial.com www.HoseWarehouse.com | Phone: 330-535-7105 Fax: 330-535-1125 | Skype: MurdockIndustrial

Air King™

2-Lug Blank Ends

Iron Part #	Optional Qty	*Brass* Part #	Optional Qty	*316 Stainless Steel* Part #
AM0	25	***AB0*** [1]	25	***RAM0***

2-Lug Triple Connections

Iron Part #	Optional Qty	*Brass* Part #	Optional Qty
AM10	25	***AB10*** [1]	25

[1] global investment cast

4-Lug Hose Ends



Size	*Iron* Part #	*Brass* Part #	Optional Qty
1¼"	***AM16***	***AB16*** [1]	25
1½"	***AM21***	***AB21*** [1]	25
2"	***AM26***	***AB26***	10

[1] item will be discontinued when stock is depleted

4-Lug Female NPT Ends

Size	*Iron* Part #	*Brass* Part #	Optional Qty
1¼"	***AM18***	***AB18*** [1]	25
1½"	***AM23***	***AB23*** [1]	25
2"	***AM28***	***AB28***	10

[1] item will be discontinued when stock is depleted

Air King™ is for air and water service only Warning: Never use any Air King™ coupling for steam service! None of Dixon®'s catalog information is to be interpreted to mean that this type of coupling is suitable for use on steam hose.

MURDOCK industrial | Sales@MurdockIndustrial.com www.HoseWarehouse.com | Phone: 330-535-7105 Fax: 330-535-1125 | Skype: MurdockIndustrial

Global Air King™

Features:
- supplied with safety clip and rubber washers
- pressure rating: **150 PSI** at ambient temperature **70°F (21°C)**
- use with Boss™ clamps, see pages 75 to 76
- not to be used for steam service
- must use safety clips, safety clips are same size for both 2-lug and 4-lug Air King™ couplings, see page 289

2-Lug Hose Ends

Size	*Plated Steel* Part #	Pkg Qty
½"	***GAM1***	25
¾"	***GAM6***	50
1"	***GAM11***	50

2-Lug Male NPT Ends

Size	*Plated Steel* Part #	Pkg Qty
½"	***GAM2***	25
¾"	***GAM7***	50
1"	***GAM12***	50

2-Lug Female NPT Ends

Size	*Plated Steel* Part #	Optional Qty
½"	***GAM3***	25
¾"	***GAM8***	50
1"	***GAM13***	50

2-Lug Blank End

Plated Steel Part #	Optional Qty
GAM0	25

2-Lug Triple Connection

Plated Steel Part #	Optional Qty
GAM10	25

Air King™ is for air and water service only Warning: Never use any Air King™ coupling for steam service! None of Dixon®'s catalog information is to be interpreted to mean that this type of coupling is suitable for use on steam hose.

MURDOCK industrial | Sales@MurdockIndustrial.com www.HoseWarehouse.com | Phone: 330-535-7105 Fax: 330-535-1125 | Skype: MurdockIndustrial

Global Air King™

4-Lug Hose Ends



Size	*Plated Steel* Part #	Optional Qty
1¼"	***GAM16***	25
1½"	***GAM21***	25
2"	***GAM26***	10

4-Lug Female NPT Ends

Size	*Plated Steel* Part #	Optional Qty
1¼"	***GAM18***	25
1½"	***GAM23***	25
2"	***GAM28***	20

Air King™ is for air and water service only Warning: Never use any Air King™ coupling for steam service! None of Dixon®'s catalog information is to be interpreted to mean that this type of coupling is suitable for use on steam hose.

MURDOCK industrial | Sales@MurdockIndustrial.com www.HoseWarehouse.com | Phone: 330-535-7105 Fax: 330-535-1125 | Skype: MurdockIndustrial

Air King™ with Ferrule

Features:
- working pressure: **150 PSI** at ambient temperature **70°F (21°C)**
- design provides quick, easy and effective coupling of air hose
- interlocking ferrule can be crimped or swaged to achieve maximum coupling sealing and retention with a low profile streamline appearance, for crimp or swage diameter recommendations go to dixonvalve.com
- for air and water service only

Size	Hose OD		*Iron* Part #	*316 Stainless Steel* Part #
	From	To		
½"	54/64"	1-2/64"	***AM1WF***	***RAM1WF***
¾"	1-4/64"	1-22/64"	***AM6WF***	***RAM6WF***
1"	1-18/64"	1-34/64"	***AM11WF-1***	---
1"	1-30/64"	1-46/64"	***AM11WF***	---
2"	2-28/64"	2-40/64"	***AM26WF*** NEW	---

Air King™ with Gauge Port

Features:
- drilled with ¼" NPT port for mounting a gauge
- gauge sold separately

Size	*Iron* Part #	*316 Stainless Steel* Part #
¾"	***AM7T***	***RAM7T***

F

Air King™ Couplings

Swivel Hose End

Features:
- working pressure: **150 PSI** at ambient temperature **70°F (21°C)**
- interchanges with other Air King™ fittings
- includes a heavy-duty, free-turning joint that swivels under pressure to prevent hose kinking
- for air and water service only

Size	*Iron* Part #
¾"	***AM6SWIV***

Swivel Male NPT Ends

Size	*Iron* Part #
½"	***AM2SWIV***
¾"	***AM7SWIV***

Swivel Female NPT End

Size	*Iron* Part #
¾"	***AM8SWIV***

Air King™ is for air and water service only Warning: Never use any Air King™ coupling for steam service! None of Dixon®'s catalog information is to be interpreted to mean that this type of coupling is suitable for use on steam hose.

MURDOCK industrial | Sales@MurdockIndustrial.com www.HoseWarehouse.com | Phone: 330-535-7105 Fax: 330-535-1125 | Skype: MurdockIndustrial

Global Air King™ Ferrules

Features:
- low profile streamline appearance with maximum retention
- lightweight
- can be crimped
- designed for use with global Air King™ fittings on pages 283 to 284
- reference dixonvalve.com for crimp recommendations and ferrule OD ranges

Size	Ferrule ID	*Plated Steel* Part #
½"	0.906"	***CCF0906***
¾"	1.120"	***CCF1120***
	1.149"	***CCF1149***
	1.190"	***CCF1190***
	1.218"	***CCF1218***
	1.246"	***CCF1246***
1"	1.438"	***CCF1438***
	1.469"	***CCF1469***
	1.500"	***CCF1500***
	1.531"	***CCF1531***

Air King™ Clamps

Features:
- Torque values for clamps are based on dry bolts. The use of lubricant on bolts will adversely effect clamp performance.
- for use with Air King™ ends on page 283 to 284

Hose ID	Hose OD from	Hose OD to	*Plated Iron* Part #	Torque ft. lbs.	Optional Qty
½"	1"	1-12/64"	***A4***	6	50
¾"	1-8/64"	1-20/64"	***A9*** [2]	21	50
1"	1-20/64"	1-32/64"	***A10*** [1, 2]	21	50
1"	1-32/64"	1-52/64"	***A14***	21	50

[1] can be used with ***AM6*** and ***AM11***
[2] global investment cast carbon steel

MURDOCK industrial | Sales@MurdockIndustrial.com www.HoseWarehouse.com | Phone: 330-535-7105 Fax: 330-535-1125 | Skype: MurdockIndustrial

Air King™ Accessories

Features:
- The use of an Air King™ safety clip or wire type retainer is necessary to ensure couplings will not become accidentally disconnected. This guarantees the fittings are properly connected as the pin will not go through the holes in the mating flanges until couplings are locked in place.
- only one Air King™ safety clip or wire type retainer is required for each Air King™ universal coupling
- sold in package quantities only

Standard Safety Clip

Feature:
- same size clip can be used for all coupling sizes

Wire Diameter	Part #	Pkg Qty
.080	***AC1***	25

Safety Pins

Feature:
- heavy duty, oversized

Wire Diameter	Part #
.058	***AKSP1***
.091	***AKSP25***

Synthetic Lanyard

Features:
- synthetic cord
- same size for all coupling sizes

Part #	Pkg Qty
ACL8	25

2-Lug Washers

Features:
- 2 lug couplings use the same size washer, part #'s ***AWR4***, ***AWS6***
- rubber temperature range: **-20°F** to **160°F (-29°C** to **71°C)**
- neoprene temperature range: **-20°F** to **190°F (-29°C** to **88°C)**
- neoprene is oil resistant

AWR4

AWS6



Material	Style	Part #	Pkg Qty
rubber	2 lug	***AWR4*** [1]	50
neoprene	2 lug	***AWS6***	50

[1] made from Styrene-butadiene (SBR)

4-Lug Washer

Features:
- rubber temperature range: **-20°F** to **160°F (-29°C** to **71°C)**
- 4 lug couplings use the same size washer, part # ***AWR14***

Material	Style	Part #
rubber	4 lug	***AWR14***

MURDOCK industrial | Sales@MurdockIndustrial.com www.HoseWarehouse.com | Phone: 330-535-7105 Fax: 330-535-1125 | Skype: MurdockIndustrial

Sand Blast Couplings

Features:
- designed for use on sand blast hose
- supplied with screws
- nozzle holders have 1¼" NPSM thread
- pressure: 110 PSI at ambient temperature **70°F (21°C)**
- abrasive blasting equipment must have hose safety cables (page 362) or hose coupling safety locks installed to read safety clips

Installation:
1) Ends of hose must be cut square to fit snug against metal end.
2) Holding hose tight to end of fitting, insert screws and turn in full, putting screw 180° from first to ensure best centering.
3) After all screws have been placed, check tube opposite screws to be sure screws have not penetrated completely through.
4) On quick couplings, insert safety clips

Hose Ends

Hose Size	Hose OD	*Brass* Part #	*Aluminum* Part #
¾"	1-1/2"	***BSB75***	***ASB75***
1"	1-7/8"	***BSB100***	***ASB100***
1¼"	2-5/32"	***BSB125***	***ASB125***
1½"	2-3/8"	***BSB150***	***ASB150***

Nozzle Holders

Hose Size	Hose OD	*Brass* Part #	*Aluminum* Part #
¾"	1-1/2"	***BNH75***	***ANH75***
1"	1-7/8"	***BNH100***	***ANH100***
1¼"	2-5/32"	***BNH125***	***ANH125***
1½"	2-3/8"	***BNH150***	***ANH150***

Female Threaded Ends



Hose Size	*Brass* Part #	*Aluminum* Part #
1¼"	***BSC125***	***ASC125***
1½"	***BSC150***	***ASC150***

- does not include screws

Replacement Parts

black nitrile

urethane

Description	Part #
black nitrile replacement gasket	***SBG***
urethane replacement gasket	***USBG***
replacement screws for sand blast couplings (sold in package quantity of 8 only)	***SBCS***

MURDOCK industrial | Sales@MurdockIndustrial.com www.HoseWarehouse.com | Phone: 330-535-7105 Fax: 330-535-1125 | Skype: MurdockIndustrial

Surelock™ Couplings

Applications:

- multi-purpose coupling for water and air, commonly used in construction and mining; excels in services where ease, economy, safety and speed are paramount

Features:

- pressure activated gasket allows for easy coupling (less than 15 lbs. of force is required to connect the coupling gaskets seal upon introduction of line pressure)
- working pressure: **200 PSI** at ambient temperature **70°F (21°C)**
- body: SG iron AS1831 400-250-12
- bellow seal: natural rubber (patent pending), other seal material available upon request
- safety pin is supplied with each coupling and is required as a safety precaution

Hose Ends

Head	Size	Part#	Optional Qty
small	⅜"	***SL038H***	50
	½"	***SL050H***	50
	¾"	***SL075H***	50
	1"	***SL100H***	50
medium	1½"	***SL150H***	15
	2"	***SL200H***	10

Male NPT Ends

Head	Size	Part#	Optional Qty
small	⅜"	***SL038M***	50
	½"	***SL050M***	50
	¾"	***SL075M***	50
	1"	***SL100M***	50
medium	1½"	***SL150M***	15
	2"	***SL200M***	15

Female NPT Ends

Head	Size	Part#	Optional Qty
small	⅜"	***SL038F***	50
	½"	***SL050F***	50
	¾"	***SL075F***	50
	1"	***SL100F***	50
medium	1½"	***SL150F***	15
	2"	***SL200F***	15

Hose End with Ferrules

Features:

- design provides quick, easy and effective coupling of air hose
- interlocking ferrule can be crimped or swaged to achieve maximum coupling sealing and retention with a low profile streamline appearance, visit dixonvalve.com for crimp recommendations
- Dixon® recommends that all hose assemblies be tested in accordance with ARPM testing procedures.
- working pressure: **200 PSI** at ambient temperature **70°F (21°C)**
- for air and water service only

Head	Size	Hose OD		Part #
		From	To	
small	½"	½"	1-1/32"	***SL050CR***
	¾"	¾"	1-11/32"	***SL075CR***
	1"	1"	1-23/32"	***SL100CR***

MURDOCK industrial | Sales@MurdockIndustrial.com www.HoseWarehouse.com | Phone: 330-535-7105 Fax: 330-535-1125 | Skype: MurdockIndustrial

Surelock™ Couplings

Blank Ends

small blank end

medium blank end [1]

Head	Size	Part #	Optional Qty
small	½" to 1"	***SL00***	15
medium	1½" to 2"	***SL01***	3

[1] medium blank end comes with 1" NPT pipe plug

Three Way Connectors

small three way connector

medium three way connector [1]

Head	Size	Part #	Optional Qty
small	½" to 1"	***SL09***	15
medium	1½" to 2"	***SL10***	3

[1] medium three way connector comes with 1" NPT pipe plug

Safety Locking Pin

The use of a safety locking pin is necessary to ensure that Surelock™ couplings will not become accidentally disconnected. This guarantees that the fittings are properly connected as the pin will not go through the holes in both couplings until the couplings are locked into place.

Part #	Optional Qty
SLP1	25

Replacement Seals

medium

Head	Size	Part #
small	½" to 1"	***SLR1***
medium	1½" to 2"	***SLR2***

MURDOCK industrial | Sales@MurdockIndustrial.com www.HoseWarehouse.com | Phone: 330-535-7105 Fax: 330-535-1125 | Skype: MurdockIndustrial

Dix-Lock™ N-Series Interchange Pneumatic Couplings

Features:

- temperature range: **-40°F** to **250°F (-40°C** to **121°C)**
- pressure rating: 300 PSI in brass, 500 PSI in steel and 303 stainless steel at ambient temperature **70°C (21°C)**
- Bowes Interchange Bayonet Style
- Interchangeable with Bowes 51000-Series, National Series 'B', MacDonald Quick-Action, Campbell Single-Lock
- conforms to MIL-C-3486 and A-A-50431A standards

It is important to be safe when installing quick disconnect couplings into a pneumatic circuit. Never install a pneumatic coupling directly into an air tool, use a piece of hose that is at least 18" long, between the tool and the coupling, to prevent damage to the coupling. To protect the operator, safety devices, such as a safety check valve and safety cable should be installed in case there is a hose or coupling failure. For safety cables and check valves see pages 362 and 556.

Female Head x Female Threaded End Couplers

Body Size	Threads	*Brass* Previous Part #	*Brass* Part #	*Steel* Previous Part #	*Steel* Part #	*303 Stainless Steel* Previous Part #	*303 Stainless Steel* Part #	*316 Stainless Steel* Part #
½"	⅜"-18 NPTF	QB101	***4NF3-B***	QM101	***4NF3***	---	---	---
	⅜"-19 BSPP	---	---	---	***4NBF3***	---	---	---
	½"-14 NPTF	QB102	***4NF4-B***	QM102	***4NF4***	---	---	---
	½"-14 BSPP	---	***4NBF4-B***	---	***4NBF4***	---	---	---
	¾"-14 NPTF	QB103	***4NF6-B***	QM103	***4NF6***	QSS103	***4NF6-S***	***4NF6-SS*** NEW
	¾"-14 BSPP	---	***4NBF6-B***	---	***4NBF6***	---	---	---
	1"-11½ NPTF	QB105	***4NF8-B***	QM105	***4NF8***	---	---	***4NF8-SS*** NEW
	1"-11 BSPP	---	***4NBF8-B***	---	***4NBF8***	---	---	---

brass

steel

303/316 stainless

Male Head x Female Threaded End Plugs

Body Size	Threads	*Brass* Previous Part #	*Brass* Part #	*Steel* Previous Part #	*Steel* Part #	*303 Stainless Steel* Previous Part #	*303 Stainless Steel* Part #	*316 Stainless Steel* Part #
½"	⅜"-18 NPTF	QB81	***N4F3-B***	QM81	***N4F3***	---	---	---
	⅜"-19 BSPP	---	---	---	***N4BF3***	---	---	---
	½"-14 NPTF	QB82	***N4F4-B***	QM82	***N4F4***	---	---	---
	½"-14 BSPP	---	***N4BF4-B***	---	***N4BF4***	---	---	---
	¾"-14 NPTF	QB83	***N4F6-B***	QM83	***N4F6***	QSS83	***N4F6-S***	***N4F6-SS*** NEW
	¾"-14 BSPP	---	***N4BF6-B***	---	***N4BF6***	---	---	---
	1"-11½ NPTF	QB85	***N4F8-B***	QM85	***N4F8***	---	---	***N4F8-SS*** NEW
	1"-11 BSPP	---	***N4BF8-B***	---	***N4BF8***	---	---	---

brass

steel

303/316 stainless

Male Head x Female Threaded End Safety Lock Plugs

Body Size	Threads	*Brass* Part #
½"	½" - 14 NPTF ¾" - 14 NPTF	***N4F4-B-LS*** ***N4F6-B-LS***

MURDOCK industrial | Sales@MurdockIndustrial.com www.HoseWarehouse.com | Phone: 330-535-7105 Fax: 330-535-1125 | Skype: MurdockIndustrial

Dix-Lock™ N-Series Interchange Pneumatic Couplings

Female Head x Male Threaded End Couplers

brass

steel

303/316 stainless

Body Size	Threads	Brass Previous Part #	Brass Part #	Steel Previous Part #	Steel Part #	303 Stainless Steel Previous Part #	303 Stainless Steel Part #	316 Stainless Steel Part #
⅜"	½" - 14 NPTF	---	---	QM60	**3NM4**	---	---	---
	½" - 14 BSPT	---	---	---	**3NBM4**	---	---	---
½"	⅜" - 18 NPTF	QB61	**4NM3-B**	QM61	**4NM3**	---	---	---
	⅜" - 19 BSPT	---	---	---	**4NBM3**	---	---	---
	½" - 14 NPTF	QB62	**4NM4-B**	QM62	**4NM4**	---	---	---
	½" - 14 BSPT	---	**4NBM4-B**	---	**4NBM4**	---	---	---
	¾" - 14 NPTF	QB63	**4NM6-B**	QM63	**4NM6**	QSS63	**4NM6-S**	**4NM6-SS**
	¾" - 14 BSPT	---	**4NBM6-B**	---	**4NBM6**	---	---	---
	1" -11½ NPTF	QB65	**4NM8-B**	QM65	**4NM8**	---	---	**4NM8-SS**
	1" - 11 BSPT	---	**4NBM8-B**	---	**4NBM8**	---	---	---

NEW

Male Head x Male Threaded End Plugs

brass

steel

303/316 stainless

Body Size	Threads	Brass Previous Part #	Brass Part #	Steel Previous Part #	Steel Part #	303 Stainless Steel Previous Part #	303 Stainless Steel Part #	316 Stainless Steel Part #
⅜"	½"-14 NPTF	---	---	QM40	**N3M4**	---	---	---
	½"-14 BSPT	---	---	---	**N3BM4**	---	---	---
½"	⅜"-18 NPTF	QB41	**N4M3-B**	QM41	**N4M3**	---	---	---
	⅜"-19 BSPT	---	---	---	**N4BM3**	---	---	---
	½"-14 NPTF	QB42	**N4M4-B**	QM42	**N4M4**	---	---	---
	½"-14 BSPT	---	**N4BM4-B**	---	**N4BM4**	---	---	---
	¾"-14 NPTF	QB43	**N4M6-B**	QM43	**N4M6**	QSS43	**N4M6-S**	**N4M6-SS**
	¾"-14 BSPT	---	**N4BM6-B**	---	**N4BM6**	---	---	---
	1"-11½ NPTF	QB45	**N4M8-B**	QM45	**N4M8**	---	---	**N4M8-SS**
	1"-11 BSPT	---	**N4BM8-B**	---	**N4BM8**	---	---	---

NEW

Male Head x Male Threaded Safety Lock End Plugs

brass

steel

303 stainless

Body Size	Threads	Brass Previous Part #	Brass Part #	Steel Previous Part #	Steel Part #	303 Stainless Steel Part #
½"	½"-14 NPTF	QB66	**N4M4-B-LS**	QM66	**N4M4-LS**	---
	½"-14 BSPT	---	---	---	**N4BM4-LS**	---
	¾"-14 NPTF	QB88	**N4M6-B-LS**	QM88	**N4M6-LS**	**N4M6-S-LS**
	¾"-14 BSPT	---	---	---	**N4BM6-LS**	---

Female Head x Standard Hose Barb Couplers

brass

steel

303/316 stainless

Body Size	Hose ID	Brass Previous Part #	Brass Part #	Steel Previous Part #	Steel Part #	303 Stainless Steel Previous Part #	303 Stainless Steel Part #	316 Stainless Steel Part #
⅜"	½"	---	---	QM20	**3NCS4**	---	---	---
½"	⅜"	QB21	**4NS3-B**	QM21	**4NS3**	---	---	---
	½"	QB22	**4NS4-B**	QM22	**4NS4**	---	---	---
	¾"	QB23	**4NS6-B**	QM23	**4NS6**	QSS23	**4NS6-S**	**4NS6-SS**
	1"	QB25	**4NS8-B**	QM25	**4NS8**	---	**4NS8-S**	**4NS8-SS**

NEW

MURDOCK industrial | Sales@MurdockIndustrial.com www.HoseWarehouse.com | Phone: 330-535-7105 Fax: 330-535-1125 | Skype: MurdockIndustrial

Dix-Lock™ N-Series Interchange Pneumatic Couplings

Male End x Hose Barb Plugs

Body Size	Hose ID	Brass Previous Part #	Brass Part #	Steel Previous Part #	Steel Part #	303 Stainless Steel Previous Part #	303 Stainless Steel Part #	316 Stainless Steel Part #
⅜"	½"	---	---	QM1	***N3CS4***	---	---	---
½"	⅜"	QB2	***N4S3-B***	QM2	***N4S3***	---	---	---
	½"	QB3	***N4S4-B***	QM3	***N4S4***	---	---	---
	¾"	QB4	***N4S6-B***	QM4	***N4S6***	QSS4	***N4S6-S***	NEW ***N4S6-SS***
	1"	QB5	***N4S8-B***	QM5	***N4S8***	---	***N4S8-S***	***N4S8-SS***

brass

steel

303/316 stainless

Male End x Hose Barb Safety Lock Plugs

Body Size	Hose ID	Brass Previous Part #	Brass Part #	Steel Previous Part #	Steel Part #	303 Stainless Steel Part #
½"	½"	QB33	***N4S4-B-LS***	QM33	***N4S4-LS***	---
	¾"	QB44	***N4S6-B-LS***	QM44	***N4S6-LS***	***N4S6-S-LS***

brass

steel

303 stainless

Gender Change Union

Body Size	Configuration	Steel Previous Part #	Steel Part #
½"	coupler to coupler	QM0	***4N4N***

Caps

Body Size	Cap Lanyard	Brass Previous Part #	Brass Part #	Steel Previous Part #	Steel Part #
½"	steel cable	QBCAP	***N4DC-B***	QMCAP	***N4DC***

Seals

Body Size	Coupler Style	Nitrile Previous Part #	Nitrile Part #	FKM Part #
⅜"	all	QBM1	***3N-SKIT***	---
½"	all	QBM2	***4N-SKIT***	***F-4N-SKIT***

MURDOCK industrial | Sales@MurdockIndustrial.com www.HoseWarehouse.com | Phone: 330-535-7105 Fax: 330-535-1125 | Skype: MurdockIndustrial

Dix-Lock™ N-Series Interchange Pneumatic Coupler with Ferrule

Features:
- working pressure: **300 PSI** at ambient temperature **70°F (21°C)**
- for crimp recommendations visit dixonvalve.com
- also available in stainless steel, contact Dixon® for further information

Materials:
- machined components are manufactured using solid steel, brass, or 303 stainless steel bar stock
- stainless steel retaining ring and spring maximize corrosion resistance and extend service life
- steel componentry is plated using ROHS Compliant Trivalent Chrome

Interchange Data:
- Bowes Interchange Bayonet Style
- interchangeable with Bowes 51000-Series, National Series 'B', MacDonald Quick-Action, Campbell Single-Lock

Seal Components:
- Nitrile (Buna-N) pneumatically energized seals are standard, temperature range **-40°F** to **250°F** (**-40°C** to **121°C**)

Female Head with Ferrule

Body Size	Hose ID	Hose OD From:	Hose OD To:	*Plated Steel* Previous Part #	*Plated Steel* Part #	*Brass* Previous Part #	*Brass* Part #
½"	½"	54/64"	1-2/64"	QM22WF	***4NS4-WF***	QB22WF	***4NS4-B-WF***
	¾"	1-10/64"	1-22/64"	QM23WF	***4NS6-WF***	QB23WF	***4NS6-B-WF***

Male Head with Ferrule

Body Size	Hose ID	Hose OD From:	Hose OD To:	*Plated Steel* Previous Part #	*Plated Steel* Part #	*Brass* Previous Part #	*Brass* Part #
½"	½"	54/64"	1-2/64"	QM3WF	***N4S4-WF***	QB3WF	***N4S4-B-WF***
	¾"	1-10/64"	1-22/64"	QM4WF	***N4S6-WF***	QB4WF	***N4S6-B-WF***

Male Locking Head with Ferrule

Body Size	Hose ID	Hose OD From:	Hose OD To:	*Plated Steel* Previous Part #	*Plated Steel* Part #	*Brass* Previous Part #	*Brass* Part #
½"	½"	54/64"	1-2/64"	QM33WF	***N4S4-LS-WF***	QB33WF	***N4S4-B-LS-WF***
	¾"	1-10/64"	1-22/64"	QM44WF	***N4S6-LS-WF***	QB44WF	***N4S6-B-LS-WF***

MURDOCK industrial | Sales@MurdockIndustrial.com www.HoseWarehouse.com | Phone: 330-535-7105 Fax: 330-535-1125 | Skype: MurdockIndustrial

Dual-Lock™ P-Series Pneumatic Couplings

Features:

- interchanges with National A type, Campbell Double-Lock and Thor PHC series couplings
- spring loaded interlocking engagement
- optional locking key prevents sleeve retraction
- working pressure: **300 PSI** at ambient temperature **70°F (21°C)**
- Nitrile (Buna-N) seals are standard temperature range **-40°F** to **250°F (-40°C** to **121°C)**
- steel componentry is plated using ROHS compliant trivalent chrome

Female Thread Couplers

Body Size	Threads	*Brass*	*Steel*		*303 Stainless Steel*	
		Part #	Previous Part #	Part #	Previous Part #	Part #
½"	½" - 14 NPTF	---	PFL8	***4PF4***	---	---
	¾" - 14 NPTF	***4PF6-B***	PFL12	***4PF6***	PFL12SS	***4PF6-S***

brass

steel

303 stainless

Female Thread Plugs

Body Size	Threads	*Brass*		*Steel*		*303 Stainless Steel*	
		Previous Part #	Part #	Previous Part #	Part #	Previous Part #	Part #
½"	⅜"-18 NPTF	---	---	PF6	***P4F3***	---	---
	½"-14 NPTF	PFB8	***P4F4-B***	PF8	***P4F4***	---	---
	¾"-14 NPTF	PFB12	***P4F6-B***	PF12	***P4F6***	PF12SS	***P4F6-S***
	¾"-14 NPTF	---	---	---	***P4F6-9***[1]	---	---
	1"-11½ NPTF	PFB16	***P4F8-B***	PF16	***P4F8***	---	---

[1] steel/PTFE coating


brass

steel


303 stainless

Male Thread Couplers

Body Size	Threads	*Steel*		*303 Stainless Steel*	
		Previous Part #	Part #	Previous Part #	Part #
½"	⅜"-18 NPTF	PML6	***4PM3***	---	---
	½"-14 NPTF	PML8	***4PM4***	---	---
	¾"-14 NPTF	PML12	***4PM6***	PML12SS	***4PM6-S***
	¾"-14 NPTF	---	***4PM6-9*** [1]	--	---
	1"-11½ NPTF	---	***4PM8***	---	---

[1] steel/PTFE coating

steel

303 stainless

MURDOCK industrial | Sales@MurdockIndustrial.com www.HoseWarehouse.com | Phone: 330-535-7105 Fax: 330-535-1125 | Skype: MurdockIndustrial

Dual-Lock™ P-Series Pneumatic Couplings

Male Thread Plugs


brass


steel

303 stainless

Body Size	Threads	Brass		Steel		303 Stainless Steel	
		Previous Part #	Part #	Previous Part #	Part #	Previous Part #	Part #
½"	⅜"-18 NPTF	---	---	PM6	***P4M3***	---	---
	½"-14 NPTF	PMB8	***P4M4-B***	PM8	***P4M4***	---	---
	¾"-14 NPTF	PMB12	***P4M6-B***	PM12	***P4M6***	PM12SS	***P4M6-S***
	¾"-14 NPTF	---	---	---	***P4M6-9***[1]	---	---
	1"-11½ NPTF	PMB16	***P4M8-B***	PM16	***P4M8***	---	---

[1] steel/PTFE coating

Hose Barb Couplers


brass

steel

303 stainless

Body Size	Hose ID	Brass		Steel		303 Stainless Steel	
		Previous Part #	Part #	Previous Part #	Part #	Previous Part #	Part #
½"	⅜"	---	---	PHL6	***4PS3***	---	---
	½"	---	***4PS4-B***	PHL8	***4PS4***	---	---
	¾"	PHLB12	***4PS6-B***	PHL12	***4PS6***	PHL12SS	***4PS6-S***
	¾"	---	---	---	***4PS6-9*** [1]	---	---
	1"	PHLB16	***4PS8-B***	PHL16	***4PS8***	---	---

[1] steel/PTFE coating

Hose Barb Coupler with Knurled Flanged Sleeves

Feature:
- large, raised collar sleeve permits easier handling when wearing gloves

Body Size	Hose ID	Trivalent Chrome Plated Steel	
		Previous Part #	Part #
½"	⅜"	PHL6FS	***4PS3-FS***
	½"	PHL8FS	***4PS4-FS***
	¾"	PHL12FS	***4PS6-FS***

Male Thread Coupler with Knurled Flanged Sleeves

Body Size	Threads	Trivalent Chrome Plated Steel	
		Previous Part #	Part #
½"	⅜"-18 NPTF	PML6FS	***4PM3-FS***
	½"-14 NPTF	PML8FS	***4PM4-FS***
	¾"-14 NPTF	PML12FS	***4PM6-FS***

Female Thread Couplers with Knurled Flanged Sleeves

Body Size	Threads	Trivalent Chrome Plated Steel	
		Previous Part #	Part #
½"	½"-14 NPTF	PFL8FS	***4PF4-FS***
	¾"-14 NPTF	PFL12FS	***4PF6-FS***

MURDOCK industrial | Sales@MurdockIndustrial.com www.HoseWarehouse.com | Phone: 330-535-7105 Fax: 330-535-1125 | Skype: MurdockIndustrial

Dual-Lock™ P-Series Pneumatic Couplings

Couplers with Ferrule

Features:
- working pressure: **300 PSI** at ambient temperature **70°F (21°C)**
- for crimp recommendations see dixonvalve.com
- ⅜" and 1" sizes available upon request, contact Dixon®

Materials:
- machined components are manufactured using solid steel, brass, or 303 stainless steel bar stock
- stainless steel retaining ring and spring maximize corrosion resistance and extend service life
- steel componentry is plated using ROHS Compliant Trivalent Chrome
- steel couplings have a zinc cast sleeve

Interchange Data:
- Thor Finger-Lock Interchange
- Interchanges with Thor PHC-Series, National Series 'A', and Campbell Double-Lock

Seal Components:
- Nitrile (Buna-N) seals standard, temperature range **-40°F** to **250°F** (**-40°C** to **121°C**)

Body Size	Hose ID	Hose OD		*Trivalent Chrome Plated Steel*	
		From:	To:	Previous Part #	Part #
½"	½"	54/64"	1-2/64"	PHL8WF	***4PS4-WF***
	¾"	1-10/64"	1-22/64"	PHL12WF	***4PS6-WF***

Dual-Lock™ P-Series Pneumatic Couplings

Replacement Seals

Body Size	Coupler Style	*Nitrile*	*FKM*	
		Part #	Previous Part #	Part #
½"	all	***4P-SKIT***	452963	***F-4P-SKIT***

Locking Key

Body Size	Coupler Style	*Steel*	
		Previous Part #	Part #
½"	all	855231	***4P-CLIP***

- fits couplings with locking sleeve

MURDOCK industrial | Sales@MurdockIndustrial.com www.HoseWarehouse.com | Phone: 330-535-7105 Fax: 330-535-1125 | Skype: MurdockIndustrial

Air Chief Industrial Interchange Couplings

Features:
- pressure rating: **300 PSI**
- temperature range: **-40°F** to **250°F (-40°C to 121°C)**
- interchanges with many other manufacturer's designs
- interchanges with MIL Spec. MIL-C-4109F/A-A-59439
- for air service only



Female Threaded Plugs

Body Size	Female NPT	Flow Rating at 100 PSI	*Steel* Part #
¼"	⅛"	37 CFM	***DCP2021***
	¼"	37 CFM	***DCP20***
	⅜"	37 CFM	***DCP2023***
⅜"	¼"	70 CFM	***DCP2622***
	⅜"	70 CFM	***DCP26***
	½"	70 CFM	***DCP2624***
½"	⅜"	150 CFM	***DCP1823***
	½"	150 CFM	***DCP18***
	¾"	150 CFM	***DCP1826***
¾"	½"	200 CFM	***DCP7024***
	¾"	200 CFM	***DCP7026***
	1"	200 CFM	***DCP7028***

Male Threaded Plugs

Body Size	Male NPT	Flow Rating at 100 PSI	*Steel* Part #
¼"	⅛"	37 CFM	***DCP2101***
	¼"	37 CFM	***DCP21***
	⅜"	37 CFM	***DCP2103***
⅜"	¼"	70 CFM	***DCP2502***
	⅜"	70 CFM	***DCP25***
	½"	70 CFM	***DCP2504***
½"	⅜"	150 CFM	***DCP1703***
	½"	150 CFM	***DCP17***
	¾"	150 CFM	***DCP1706***
¾"	½"	200 CFM	***DCP7104***
	¾"	200 CFM	***DCP7106***
	1"	200 CFM	***DCP7108***

MURDOCK industrial | Sales@MurdockIndustrial.com www.HoseWarehouse.com | Phone: 330-535-7105 Fax: 330-535-1125 | Skype: MurdockIndustrial

Air Chief Industrial Interchange Couplings

Features:
- pressure rating: **300 PSI**
- temperature range: **-40°F** to **250°F (-40°C** to **121°C)**
- interchanges with many other manufacturer's designs
- interchanges with MIL Spec. MIL-C-4109F/A-A-59439
- for air service only

Standard Hose Barb Plugs

Body Size	Hose ID	Flow Rating at 100 PSI	*Steel* Part #
¼"	5/16"	37 CFM	***DCP2143***
	⅜"	37 CFM	***DCP2144***
⅜"	½"	70 CFM	***DCP2545***
½"	¾"	150 CFM	***DCP1746***
¾"	½"	200 CFM	***DCP7145***
	¾"	200 CFM	***DCP7146***
	1"	200 CFM	***DCP7148***

DCP7145

Push-On Hose Barb Plugs

Body Size	Hose ID	Flow Rating at 100 PSI	*Steel* Part #
¼"	⅜"	37 CFM	***DCP2144L***
⅜"	¼"	70 CFM	***DCP2542L***

F

Ball Swivel Plug

Features:
- threaded portion is brass
- plug and nut portion is nickel-plated hardened steel
- pressure rating: **250 PSI**



Body Size	Male NPT	Part #
¼"	¼"	***DCP21SWIV***

Dixon® Keychain

Feature:
- halves separate like a coupler and plug

Plated Steel Part #
DKC1

MURDOCK industrial | Sales@MurdockIndustrial.com www.HoseWarehouse.com | Phone: 330-535-7105 Fax: 330-535-1125 | Skype: MurdockIndustrial

Air Chief Industrial Interchange Couplings

Features:

- couplers shut-off when disconnected
- couplers are semi-automatic
- pressure rating: **300 PSI**
- temperature range: **-40°F** to **250°F (-40°C** to **121°C)**
- interchanges with many other manufacturer's designs
- interchanges with MIL Spec. MIL-C-4109F/A-A-59439
- for air service only

Semi-Automatic

Female Threaded Couplers



Body Size	Female NPT	Flow Rating at 100 PSI	*Brass* Part #	*Steel* Part #
¼"	⅛"	37 CFM	***DC2021***	---
	¼"	37 CFM	***DC20***	---
	⅜"	37 CFM	***DC2023***	---
⅜"	¼"	70 CFM	---	***DC2622***
	⅜"	70 CFM	---	***DC26***
	½"	70 CFM	---	***DC2624***
½"	⅜"	150 CFM	---	***DC1023***
	½"	150 CFM	---	***DC10***
	¾"	150 CFM	---	***DC1026***

Male Threaded Couplers



Body Size	Male NPT	Flow Rating at 100 PSI	*Brass* Part #	*Steel* Part #
¼"	⅛"	37 CFM	***DC2101***	---
	¼"	37 CFM	***DC21***	---
	⅜"	37 CFM	***DC2103***	---
⅜"	¼"	70 CFM	---	***DC2502***
	⅜"	70 CFM	---	***DC25***
	½"	70 CFM	---	***DC2504***
½"	⅜"	150 CFM	---	***DC903***
	½"	150 CFM	---	***DC9***
	¾"	150 CFM	---	***DC906***

Standard Hose Barb Couplers

Body Size	Hose ID	Flow Rating at 100 PSI	*Brass* Part #	*Steel* Part #
¼"	1/4"	37 CFM	***DC2042***	---
	5/16"	37 CFM	***DC2043***	---
	3/8"	37 CFM	***DC2044***	---
⅜"	3/8"	70 CFM	---	***DC2644***
	1/2"	70 CFM	---	***DC2645***
½"	3/8"	150 CFM	---	***DC1044***
	1/2"	150 CFM	---	***DC1045***
	3/4"	150 CFM	---	***DC1046***

Push-On Hose Barb Couplers



Body Size	Hose ID	Flow Rating at 100 PSI	*Brass* Part #	*Steel* Part #
¼"	¼"	37 CFM	***DC2042L***	---
	⅜"	37 CFM	***DC2044L***	---
⅜"	¼"	70 CFM	---	***DC2642L***
	⅜"	70 CFM	---	***DC2644L***

MURDOCK industrial | Sales@MurdockIndustrial.com www.HoseWarehouse.com | Phone: 330-535-7105 Fax: 330-535-1125 | Skype: MurdockIndustrial

Air Chief Industrial Interchange Couplings

Features:

- couplers shut-off when disconnected
- couplers are automatic
- pressure rating: **300 PSI**
- temperature range: **-40°F** to **250°F (-40°C** to **121°C)**
- interchanges with many other manufacturer's designs
- interchanges with MIL Spec. MIL-C-4109F/A-A-59439
- for air service only

Automatic

Female Threaded Couplers

Body Size	Female NPT	Flow Rating at 100 PSI	*Brass* Part #
¾"	½"	200 CFM	***DC7024***
	¾"	200 CFM	***DC7026***
	1"	200 CFM	***DC7028***

Male Threaded Couplers

Body Size	Male NPT	Flow Rating at 100 PSI	*Brass* Part #
¾"	½"	200 CFM	***DC7104***
	¾"	200 CFM	***DC7106***
	1"	200 CFM	***DC7108***

Standard Hose Barb Couplers

Body Size	Hose ID	Flow Rating at 100 PSI	*Brass* Part #
¾"	½"	200 CFM	***DC7045***
	¾"	200 CFM	***DC7046***
	1"	200 CFM	***DC7048***



MURDOCK industrial | Sales@MurdockIndustrial.com www.HoseWarehouse.com | Phone: 330-535-7105 Fax: 330-535-1125 | Skype: MurdockIndustrial

Parker E-z-mate Industrial Couplings

E-z-mate couplings combine push-to-connect, exhaust-style action with a self-locking valve sleeve to guard against accidental disconnection. Simply follow the direction of the on-off arrow stamped on the yellow chromate valve sleeve. Valve sleeve acts as an integral shut-off valve that allows connection and disconnection at zero pressure. When the sleeve is moved to shut off air flow, it automatically vents downstream allowing for disconnection at zero pressure and eliminating the risk of hose whip.

Features:

- pressure rating: **300 PSI**
- temperature range (standard seals): **-40°F** to **+250°F (-40°C** to **121°C)**
- meets ISO 4414 requirements for a controlled pressure release system
- not recommended for vacuum service

Female Threaded Couplers

Body Size	Female NPT	Flow Rating at 100 PSI	*Steel* Part #
¼"	¼"-18 ⅜"-18	37 CFM 37 CFM	***DC20SE*** ***DC2023SE***
⅜"	⅜"-18 ½"-14	70 CFM 70 CFM	***DC26SE*** ***DC2624SE***
½"	½"-14 ¾"-14	150 CFM 150 CFM	***DC10SE*** ***DC1026SE***
¾"	¾"-14 1"-11-1/2	200 CFM 200 CFM	***DC7026SE*** ***DC7028SE***

Male Threaded Couplers

Body Size	Male NPT	Flow Rating at 100 PSI	*Steel* Part #
¼"	¼"-18 ⅜"-18	37 CFM 37 CFM	***DC21SE*** ***DC2103SE***
⅜"	⅜"-18	70 CFM	***DC25SE***
½"	½"-14	150 CFM	***DC9SE***
¾"	¾"-14	200 CFM	***DC7106SE***

Standard Hose Barb Couplers

Body Size	Hose ID	Flow Rating at 100 PSI	*Steel* Part #
¼"	¼" ⅜"	37 CFM 37 CFM	***DC2042SE*** ***DC2044SE***
⅜"	⅜"	70 CFM	***DC2644SE***
½"	½"	150 CFM	***DC1045SE***

Push-Lock Hose Barb Couplers

Body Size	Hose ID	Flow Rating at 100 PSI	*Steel* Part #
¼"	¼" ⅜"	37 CFM 37 CFM	***DC2042LSE*** ***DC2044LSE***
⅜"	⅜"	70 CFM	***DC2644LSE***
½"	½"	150 CFM	***DC1045LSE***

MURDOCK industrial | Sales@MurdockIndustrial.com www.HoseWarehouse.com | Phone: 330-535-7105 Fax: 330-535-1125 | Skype: MurdockIndustrial

Legris Industrial Interchange Safety Couplers

Applications:
- suited for numerous installations including: pneumatic tools, blow guns, pneumatic automotive equipment

Features:
- temperature range: **-4°F** to **140°F (-40°C** to **121°C)**
- working pressure: **230 PSI**
- composite, non-marring body
- ¼" body size ensures excellent flow and total security due to disconnection in two steps
- compatible with industrial interchange plugs

1. vents plug side

2. disconnects

Female Threaded Automatic Couplers

Body Size	NPT Size	Part #
¼"	¼" ⅜"	***9415U0614*** ***9415U0618***



Male Threaded Automatic Couplers

Body Size	NPT Size	Part #
¼"	¼" ⅜"	***9405U0614*** ***9405U0618***



MURDOCK industrial | Sales@MurdockIndustrial.com www.HoseWarehouse.com | Phone: 330-535-7105 Fax: 330-535-1125 | Skype: MurdockIndustrial

Air Chief Automotive Interchange Couplings

Features:
- pressure rating: **300 PSI**
- temperature range: **-40°F** to **250°F (-40°C** to **121°C)**
- couplers are semi-automatic
- interchange with popular makes of automotive quick-connect fittings such as Amflo, Dill, Milton and Truflate, some designs do not interchange with others, if you plan to interchange these couplings make sure you have plug ends with the proper configuration

Semi-Automatic

Female Threaded Plugs



Body Size	Female NPT	Flow Rating at 100 PSI	*Steel* Part #
¼"	⅛"	37 CFM	***DCP221***
	¼"	37 CFM	***DCP2***
	⅜"	37 CFM	***DCP223***
⅜"	¼"	70 CFM	***DCP8***
	⅜"	70 CFM	***DCP6***
	½"	70 CFM	***DCP624***

Male Threaded Plugs

Body Size	Male NPT	Flow Rating at 100 PSI	*Steel* Part #
¼"	⅛"	37 CFM	***DCP101***
	¼"	37 CFM	***DCP1***
	⅜"	37 CFM	***DCP103***
⅜"	¼"	70 CFM	***DCP7***
	⅜"	70 CFM	***DCP5***

Standard Hose Barb Plugs

Body Size	Hose ID	Flow Rating at 100 PSI	*Steel* Part #
¼"	¼"	37 CFM	***DCP142***
	⅜"	37 CFM	***DCP144***
⅜"	⅜"	37 CFM	***DCP544***

Push-On Hose Barb Plugs



Body Size	Hose ID	Flow Rating at 100 PSI	*Steel* Part #
¼"	¼"	37 CFM	***DCP142L***
	⅜"	37 CFM	***DCP144L***
⅜"	⅜"	70 CFM	***DCP544L***

MURDOCK industrial | Sales@MurdockIndustrial.com www.HoseWarehouse.com | Phone: 330-535-7105 Fax: 330-535-1125 | Skype: MurdockIndustrial

Air Chief Automotive Interchange Couplings

Features:

- pressure rating: **300 PSI**
- temperature range: **-40°F** to **250°F (-40°C** to **121°C)**
- couplers are semi-automatic
- interchanges with popular makes of automotive quick-connect fittings such as Amflo, Dill, Milton and Truflate, some makes do not interchange with any others, if you plan to interchange these couplings make sure you have plug ends with the proper configuration

Semi-Automatic

Female Threaded Couplers

Body Size	Female NPT	Flow Rating at 100 PSI	*Brass* Part #	*Steel* Part #
¼"	⅛"	37 CFM	***DC221***	---
	¼"	37 CFM	***DC2***	---
	⅜"	37 CFM	***DC223***	---
⅜"	¼"	70 CFM	---	***DC8***
	⅜"	70 CFM	---	***DC6***
	½"	70 CFM	---	***DC624***



Male Threaded Couplers

Body Size	Male NPT	Flow Rating at 100 PSI	*Brass* Part #	*Steel* Part #
¼"	⅛"	37 CFM	***DC101***	---
	¼"	37 CFM	***DC1***	---
	⅜"	37 CFM	***DC103***	---
⅜"	¼"	70 CFM	---	***DC7***
	⅜"	70 CFM	---	***DC5***
	½"	70 CFM	---	***DC504***



Standard Hose Barb Couplers

Body Size	Hose ID	Flow Rating at 100 PSI	*Brass* Part #	*Steel* Part #
¼"	¼"	37 CFM	***DC242***	---
	⅜"	37 CFM	***DC244***	---
⅜"	⅜"	70 CFM	---	***DC644***
	½"	70 CFM	---	***DC645***



Push-On Hose Barb Couplers

Body Size	Hose ID	Flow Rating at 100 PSI	*Brass* Part #	*Steel* Part #
¼"	¼"	37 CFM	***DC242L***	---
	⅜"	37 CFM	***DC244L***	---
⅜"	⅜"	70 CFM	---	***DC644L***



Air Chief **Automotive Actual Size Profile Charts**

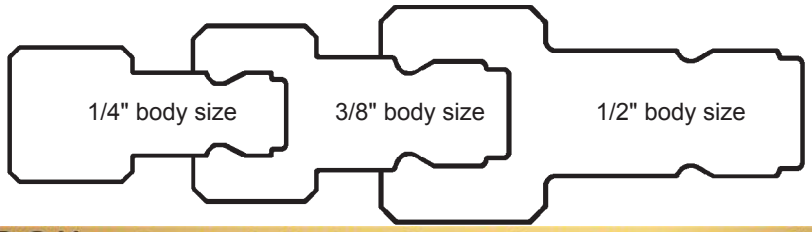

MURDOCK industrial | Sales@MurdockIndustrial.com www.HoseWarehouse.com | Phone: 330-535-7105 Fax: 330-535-1125 | Skype: MurdockIndustrial

Air Chief ARO Speed Interchange Couplings

Features:
- pressure rating: **300 PSI** at ambient temperature **70°F (21°C)**
- interchanges with ARO 210 and 310 designs
- couplers shut-off when disconnected

Female Threaded Plugs

Body Size	Female NPT	Flow Rating at 100 PSI	*Steel* Part #
¼"	¼" ⅜"	37 CFM 37 CFM	***DCP38*** ***DCP3823***
⅜"	⅜"	70 CFM	***DCP36***

Male ThreadedPlugs

Body Size	Male NPT	Flow Rating at 100 PSI	*Steel* Part #
¼"	¼" ⅜"	37 CFM 37 CFM	***DCP37*** ***DCP3703***
⅜"	⅜"	70 CFM	***DCP35***

Standard Hose Barb

Body Size	Hose ID	Flow Rating at 100 PSI	*Steel* Part #
¼"	¼"	37 CFM	***DCP3742***

Push-On Hose Barb

Body Size	Hose ID	Flow Rating at 100 PSI	*Steel* Part #
¼"	¼" ⅜"	37 CFM 37 CFM	***DCP3742L*** ***DCP3744L***

Ball Swivel Plug



Features:
- threaded portion is brass
- pressure rating: **250 PSI**

Body Size	Male NPT	Part #
¼"	¼"	***DCP37SWIV***

MURDOCK industrial | Sales@MurdockIndustrial.com www.HoseWarehouse.com | Phone: 330-535-7105 Fax: 330-535-1125 | Skype: MurdockIndustrial

Air Chief ARO Speed Interchange Couplings

Semi-Auto Female Threaded Couplers

Body Size	Hose ID	Flow Rating at 100 PSI	*Brass* Part #	*Steel* Part #
¼"	¼" ⅜"	37 CFM 37 CFM	***DC38*** ***DC3823***	--- ---
⅜"	⅜"	70 CFM	---	***DC36***



Semi-Auto Male Threaded Couplers

Body Size	Hose ID	Flow Rating at 100 PSI	*Brass* Part #	*Steel* Part #
¼"	¼" ⅜"	37 CFM 37 CFM	***DC37*** ***DC3703***	--- ---
⅜"	⅜"	70 CFM	---	***DC35***



Semi-Auto Standard Hose Barb Couplers

Body Size	Hose ID	Flow Rating at 100 PSI	*Steel* Part #
¼"	¼" ⅜"	37 CFM 37 CFM	***DC3842*** ***DC3844***

Semi-Auto Push-On Hose Barb Couplers

Body Size	Hose ID	Flow Rating at 100 PSI	*Brass* Part #
¼"	¼" ⅜"	37 CFM 37 CFM	***DC3842L*** ***DC3844L***

Air Chief ARO Actual Size Profile Charts

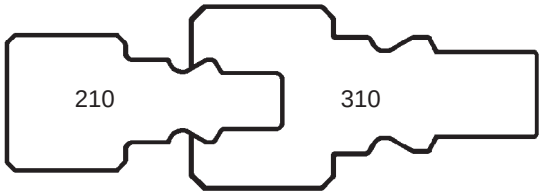

MURDOCK industrial | Sales@MurdockIndustrial.com www.HoseWarehouse.com | Phone: 330-535-7105 Fax: 330-535-1125 | Skype: MurdockIndustrial

Air Chief Lincoln Interchange Couplings

Features:
- interchangeable with the Lincoln Interchange long stem series
- pressure rating: **300 PSI** at ambient temperature **70°F (21°C)**
- couplers shut-off when disconnected
- couplers are semi-automatic

Female Threaded Plug

Body Size	Female NPT	Flow Rating at 100 PSI	*Steel* Part #
¼"	¼"	37 CFM	***DCP28***

Male Threaded Plug

Body Size	Male NPT	Flow Rating at 100 PSI	*Steel* Part #
¼"	¼"	37 CFM	***DCP27***

Female Threaded Coupler



Body Size	Female NPT	Flow Rating at 100 PSI	*Brass* Part #
¼"	¼"	37 CFM	***DC28***

Male Threaded Coupler



Body Size	Female NPT	Flow Rating at 100 PSI	*Brass* Part #
¼"	¼"	37 CFM	***DC27***

Air Chief Lincoln Actual Size Profile Chart

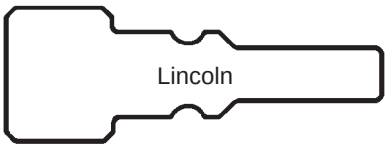

MURDOCK industrial | Sales@MurdockIndustrial.com www.HoseWarehouse.com | Phone: 330-535-7105 Fax: 330-535-1125 | Skype: MurdockIndustrial

DF-Series Industrial Pneumatic Couplings

Features:

- pressure ratings: brass coupler / steel plug: **500 PSI**, brass coupler / brass plug: **300 PSI**, steel coupler / steel plug: **500 PSI**, 303 stainless steel coupler / 303 stainless steel plug: **500 PSI**
- temperature range: **-40°F** to **250°F (-40°C** to **121°C)**
- interchanges with other Industrial Interchange designs
- interchanges with the MIL-C-4109, A-A 59439, and ISO6150B standards

It is important to be safe when installing quick disconnect couplings into a pneumatic circuit. Never install a pneumatic coupling directly into an air tool, use a piece of hose that is at least 18" long, between the tool and the coupling, to prevent damage to the coupling. To protect the operator, safety devices, such as a safety check valve and safety cable should be installed in case there is a hose or coupling failure. For safety check valves and cables see pages 362 and 556.

Female Threaded Plugs

Body Size	Threads	*Brass* Previous Part #	*Brass* Part #	*Steel* Part #	*303 Stainless Steel* Previous Part #	*303 Stainless Steel* Part #
¼"	⅛" - 27 NPTF	---	---	***D2F1***	---	---
	¼" - 18 NPTF	DCP20B	***D2F2-B***	***D2F2***	DCP20S	***D2F2-S***
	¼" - 19 BSPP	---	---	***D2BF2***	---	---
	⅜" - 18 NPTF	DCP2023B	***D2F3-B***	***D2F3***	---	***D2F3-S***
	⅜" - 19 BSPP	---	---	***D2BF3***	---	---
⅜"	¼" - 18 NPTF	---	---	***D3F2***	---	---
	⅜" - 18 NPTF	---	***D3F3-B***	***D3F3***	DCP26S	***D3F3-S***
	⅜" - 19 BSPP	---	---	***D3BF3***	---	---
	½" - 14 NPTF	---	---	***D3F4***	---	---
½"	⅜" - 18 NPTF	---	---	***D4F3***	---	---
	½" - 14 NPTF	---	***D4F4-B***	***D4F4***	DCP18S	***D4F4-S***
	½" - 14 BSPP	---	---	***D4BF4***	---	---
	¾" - 14 NPTF	---	***D4F6-B***	***D4F6***	---	---
¾"	½" - 14 NPTF	---	---	***D6F4***	---	---
	¾" - 14 NPTF	---	---	***D6F6***	---	---
	1" - 11 ½ NPTF	---	---	***D6F8***	---	---


brass


steel


303 stainless

Male Threaded Plugs

Body Size	Threads	*Brass* Previous Part #	*Brass* Part #	*Steel* Part #	*303 Stainless Steel* Previous Part #	*303 Stainless Steel* Part #
¼"	⅛" - 27 NPTF	DCP2101B	***D2M1-B***	***D2M1***	---	***D2M1-S***
	¼" - 18 NPTF	DCP21B	***D2M2-B***	***D2M2***	DCP21S	***D2M2-S***
	¼" - 19 BSPT	---	---	***D2BM2***	---	---
	⅜" - 18 NPTF	DCP2103B	***D2M3-B***	***D2M3***	---	***D2M3-S***
	⅜" - 19 BSPT	---	---	***D2BM3***	---	---
⅜"	¼" - 18 NPTF	---	---	***D3M2***	---	---
	⅜" - 18 NPTF	---	***D3M3-B***	***D3M3***	DCP25S	***D3M3-S***
	⅜" - 19 BSPT	---	---	***D3BM3***	---	---
	½" - 14 NPTF	---	---	***D3M4***	---	---
½"	¼" - 18 NPTF	---	---	***D4M2***	---	---
	⅜" - 18 NPTF	---	---	***D4M3***	---	---
	½" - 14 NPTF	---	***D4M4-B***	***D4M4***	DCP17S	***D4M4-S***
	½" - 14 BSPT	---	---	***D4BM4***	---	---
	¾" - 14 NPTF	---	***D4M6-B***	***D4M6***	---	---
¾"	½" - 14 NPTF	---	---	***D6M4***	---	---
	¾" - 14 NPTF	---	---	***D6M6***	---	---
	1" - 11½ NPTF	---	---	***D6M8***	---	---

brass

steel

303 stainless

MURDOCK industrial | Sales@MurdockIndustrial.com www.HoseWarehouse.com | Phone: 330-535-7105 Fax: 330-535-1125 | Skype: MurdockIndustrial

DF-Series Industrial Pneumatic Couplings

Standard Hose Barb Plugs

brass

steel

303 stainless

Body Size	Hose ID	Brass Previous Part #	Brass Part #	Steel Previous Part #	Steel Part #	303 Stainless Steel Previous Part #	303 Stainless Steel Part #
¼"	¼"	DCP2142B	***D2S2-B***	DCP2142	***D2S2***	DCP2142S	***D2S2-S***
	5/16"	---	---	---	***D2S2.5***	---	---
	⅜"	DCP2144B	***D2S3-B***	---	***D2S3***	---	***D2S3-S***
⅜"	¼"	---	---	DCP2542	***D3S2***	---	---
	⅜"	---	***D3S3-B***	DCP2544	***D3S3***	DCP2544S	***D3S3-S***
	½"	---	---	---	***D3S4***	---	---
½"	⅜"	---	***D4S3-B***	DCP1744	***D4S3***	---	---
	½"	---	***D4S4-B***	DCP1745	***D4S4***	DCP1745S	***D4S4-S***
	¾"	---	***D4S6-B***	---	***D4S6***	---	---
¾"	½"	---	---	---	***D6S4***	---	---
	¾"	---	---	---	***D6S6***	---	---
	1"	---	---	---	***D6S8***	---	---

Automatic Female Threaded Couplers


brass

303 stainless

Body Size	Threads	Brass Previous Part #	Brass Part #	303 Stainless Steel Previous Part #	303 Stainless Steel Part #
¼"	⅛" - 27 NPTF	---	***2DF1-B***	---	---
	¼" - 18 NPTF	DCB20	***2DF2-B***	DCS20	***2DF2-S***
	¼" - 19 BSPP	---	***2DBF2-B***	---	---
	⅜" - 18 NPTF	DCB2023	***2DF3-B***	---	***2DF3-S***
	⅜" - 19 BSPP	---	***2DBF3-B***	---	---
⅜"	¼" - 18 NPTF	DCB2622	***3DF2-B***	---	---
	⅜" - 18 NPTF	DCB26	***3DF3-B***	DCS26	***3DF3-S***
	⅜" - 19 BSPP	---	***3DBF3-B***	---	---
	½" - 14 NPTF	DCB2624	***3DF4-B***	---	---
½"	⅜" - 18 NPTF	DCB1023	***4DF3-B***	---	---
	½" - 14 NPTF	DCB10	***4DF4-B***	DCS10	***4DF4-S***
	½" - 14 BSPP	---	***4DBF4-B***	---	---
	¾" - 14 NPTF	DCB1026	***4DF6-B***	---	---
¾"	½" - 14 NPTF	---	***6DF4-B***	---	---
	¾" - 14 NPTF	---	***6DF6-B***	---	---
	1" - 11 ½ NPTF	---	***6DF8-B***	---	---

Manual Female Threaded Couplers


brass

steel


303 stainless

Body Size	Threads	Brass Part #	Steel Part #	303 Stainless Steel Previous Part #	303 Stainless Steel Part #
¼"	⅛" - 27 NPTF	***2FF1-B***	---	---	---
	⅛" - 28 BSPP	***2FBF1-B***	---	---	---
	¼" - 18 NPTF	***2FF2-B***	***2FF2***	DC20S	***2FF2-S***
	¼" - 19 BSPP	***2FBF2-B***	---	---	---
	⅜" - 18 NPTF	***2FF3-B***	---	---	***2FF3-S***
	⅜" - 19 BSPP	***2FBF3-B***	---	---	---
⅜"	¼" - 18 NPTF	---	***3FF2***	---	---
	⅜" - 18 NPTF	---	***3FF3***	DC26S	***3FF3-S***
	⅜" - 19 BSPP	---	***3FBF3***	---	---
	½" - 14 NPTF	---	***3FF4***	---	---
½"	⅜" - 18 NPTF	---	***4FF3***	---	---
	½" - 14 NPTF	---	***4FF4***	DC10S	***4FF4-S***
	½" - 14 BSPP	---	***4FBF4***	---	---
	¾" - 14 NPTF	---	***4FF6***	---	---

MURDOCK industrial | Sales@MurdockIndustrial.com www.HoseWarehouse.com | Phone: 330-535-7105 Fax: 330-535-1125 | Skype: MurdockIndustrial

DF-Series Industrial Pneumatic Couplings

Automatic Male Threaded Couplers

Body Size	Threads	*Brass* Previous Part #	*Brass* Part #	*303 Stainless Steel* Previous Part #	*303 Stainless Steel* Part #
¼"	⅛" - 27 NPTF	---	***2DM1-B***	---	***---***
	¼" - 18 NPTF	DCB21	***2DM2-B***	DCS21	***2DM2-S***
	¼" - 19 BSPT	---	***2DBM2-B***	---	***---***
	⅜" - 18 NPTF	DCB2103	***2DM3-B***	---	***2DM3-S***
	⅜" - 19 BSPT	---	***2DBM3-B***	---	***---***
⅜"	¼" - 18 NPTF	DCB2502	***3DM2-B***	---	***---***
	⅜" - 18 NPTF	DCB25	***3DM3-B***	DCS25	***3DM3-S***
	⅜" - 19 BSPT	---	***3DBM3-B***	---	***---***
	½" - 14 NPTF	DCB2504	***3DM4-B***	---	***---***
½"	⅜" - 18 NPTF	DCB903	***4DM3-B***	---	***---***
	½" - 14 NPTF	DCB9	***4DM4-B***	DCS9	***4DM4-S***
	½" - 14 BSPT	---	***4DBM4-B***	---	***---***
	¾" - 14 NPTF	DCB906	***4DM6-B***	---	***---***
¾"	½" - 14 NPTF	---	***6DM4-B***	---	***---***
	¾" - 14 NPTF	---	***6DM6-B***	---	***---***
	1" - 11 ½ NPTF	---	***6DM8-B***	---	***---***

brass

303 stainless

Manual Male Threaded Couplers

Body Size	Threads	*Brass* Part #	*Steel* Part #	*303 Stainless Steel* Previous Part #	*303 Stainless Steel* Part #
¼"	⅛" - 27 NPTF	***2FM1-B***	***---***	---	***2FM1-S***
	¼" - 18 NPTF	***2FM2-B***	***2FM2***	DC21S	***2FM2-S***
	¼" - 19 BSPT	***2FBM2-B***	***---***	---	***---***
	⅜" - 18 NPTF	***2FM3-B***	***---***	---	***2FM3-S***
	⅜" - 19 BSPT	***2FBM3-B***	***---***	---	***---***
⅜"	¼" - 18 NPTF	***---***	***3FM2***	---	***---***
	⅜" - 18 NPTF	***---***	***3FM3***	DC25S	***3FM3-S***
	⅜" - 19 BSPT	***---***	***3FBM3***	---	***---***
	½" - 14 NPTF	***---***	***3FM4***	---	***---***
½"	⅜" - 18 NPTF	***---***	***4FM3***	---	***---***
	½" - 14 NPTF	***---***	***4FM4***	DC9S	***4FM4-S***
	½" - 14 BSPT	***---***	***4FBM4***	---	***---***
	¾" - 14 NPTF	***---***	***4FM6***	---	***---***

brass

steel

303 stainless

MURDOCK industrial | Sales@MurdockIndustrial.com www.HoseWarehouse.com | Phone: 330-535-7105 Fax: 330-535-1125 | Skype: MurdockIndustrial

DF-Series Industrial Pneumatic Couplings

Automatic Standard Hose Barb Couplers

brass

303 stainless

Body Size	Hose ID	*Brass* Previous Part #	*Brass* Part #	*303 Stainless Steel* Previous Part #	*303 Stainless Steel* Part #
¼"	¼"	DCB2042	***2DS2-B***	DCS2042	***2DS2-S***
	⅜"	DCB2044	***2DS3-B***	---	***2DS3-S***
⅜"	¼"	DCB2642	***3DS2-B***	---	---
	⅜"	DCB2644	***3DS3-B***	DCS2644	***3DS3-S***
	½"	DCB2645	***3DS4-B***	---	---
½"	⅜"	DCB1044	***4DS3-B***	---	---
	½"	DCB1045	***4DS4-B***	DCS1045	***4DS4-S***
	¾"	DCB1046	***4DS6-B***	---	---
¾"	½"	---	***6DS4-B***	---	---
	¾"	---	***6DS6-B***	---	---
	1"	---	***6DS8-B***	---	---

Manual Standard Hose Barb Couplers

brass

steel

303 stainless

Body Size	Hose ID	*Brass* Part #	Previous Part #	*Steel* Part #	*303 Stainless Steel* Previous Part #	*303 Stainless Steel* Part #
¼"	¼"	***2FS2-B***	---	***2FS2***	DC2042S	***2FS2-S***
	5/16"	***2FS2.5-B***	---	---	---	---
	⅜"	***2FS3-B***	---	---	---	***2FS3-S***
⅜"	¼"	---	DC2642	***3FS2***	---	---
	⅜"	---	---	***3FS3***	DC2644S	***3FS3-S***
	½"	---	---	***3FS4***	---	---
½"	⅜"	---	---	***4FS3***	---	---
	½"	---	---	***4FS4***	DC1045S	***4FS4-S***
	¾"	---	---	***4FS6***	---	---

MURDOCK industrial | Sales@MurdockIndustrial.com www.HoseWarehouse.com | Phone: 330-535-7105 Fax: 330-535-1125 | Skype: MurdockIndustrial

DF-Series Industrial Pneumatic Couplings

Automatic Push-Loc Barb Couplers

Body Size	Hose ID	*Brass* Part #
¼"	¼" ⅜"	***2DB2-B*** ***2DB3-B***
⅜"	⅜"	***3DB3-B***
½"	½"	***4DB4-B***



Manual Push-Loc Barb Couplers

Body Size	Hose ID	*Brass* Part #	*Steel* Part #
¼"	¼" ⅜'	***2FB2-B*** ***2FB3-B***	***---*** ***---***
⅜"	¼" ⅜" ½"	***---*** ***---*** ***---***	***3FB2*** ***3FB3*** ***3FB4***
½"	⅜" ½"	***---*** ***---***	***4FB3*** ***4FB4***



brass

steel

Push-Loc Hose Barb Plugs

Body Size	Hose ID	*Brass* Part #	*Steel* Previous Part #	*Steel* Part #
¼"	¼" ⅜"	***D2B2-B*** ***---***	DCP2142L ---	***D2B2*** ***D2B3***
⅜"	¼" ⅜" ½"	***---*** ***---*** ***---***	--- DCP2544L ---	***D3B2*** ***D3B3*** ***D3B4***
½"	½"	***---***	---	***D4B4***
¾"	¾"	***---***	---	***D6B6***

brass

steel

Automatic Reusable Barb Couplers

Body Size	Hose ID X OD	*Brass* Part #
¼"	¼" x ½" ¼" x ⅝" 3/8" x 11/16" ⅜" x ¾"	***2DE2-B*** ***2DH2-B*** ***2DK3-B*** ***2DL3-B***

Reusable Barb Plugs

Body Size	Hose ID X OD	*Steel* Part #
¼"	¼" x ½" ¼" x ⅝" 3/8" x 11/16" ⅜" x ¾"	***D2E2*** ***D2H2*** ***D2K3*** ***D2L3***

DF-Series Actual Size Profile Charts

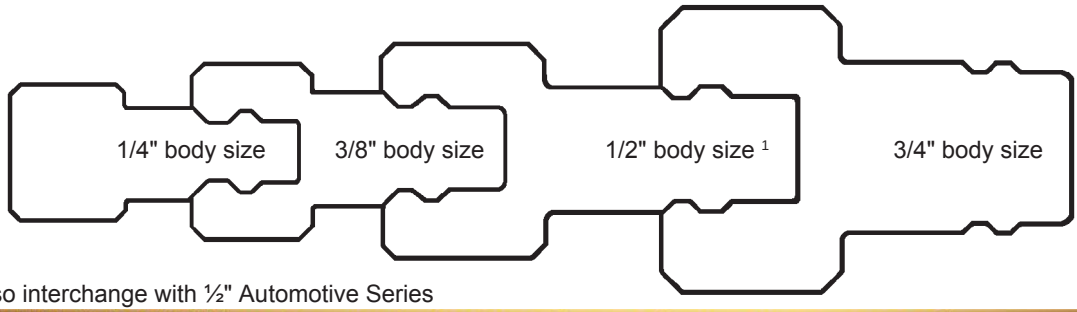

[1] ½" may also interchange with ½" Automotive Series

MURDOCK industrial | Sales@MurdockIndustrial.com www.HoseWarehouse.com | Phone: 330-535-7105 Fax: 330-535-1125 | Skype: MurdockIndustrial

J-Series Automotive Pneumatic Couplings

Features:

- pressure rating: Brass Coupler/Steel Plug and Steel Coupler/Steel Plug: **500 PSI**, Brass Coupler/Brass Plug: **300 PSI**
- temperature range: **-40°F** to **250°F (-40°C** to **121°C)**
- interchanges with other Truflate Automotive designs

Operating pressure for couplings utilizing hose barb end connections may be dramatically reduced to that of the hose rating and/or hose end connection combination. Consult hose manufacturer's catalog for hose end connection ratings. If in doubt, test under controlled conditions for suitability to application. Dixon® cannot assume liability for misapplication of production resulting in equipment down-time, lost production, and/or personal injury including death.

Female Threaded Plugs

brass

steel

Body Size	Threads	*Brass* Part #	*Steel* Part #
¼"	⅛" - 27 NPTF	---	***J2F1***
	¼" - 18 NPTF	***J2F2-B***	***J2F2***
	⅜" - 18 NPTF	---	***J2F3***
⅜"	¼" - 18 NPTF	---	***J3F2***
	⅜" - 18 NPTF	---	***J3F3***
	½" - 14 NPTF	---	***J3F4***
½"	⅜" - 18 NPTF	---	***J4F3***
	½" - 14 NPTF	---	***J4F4***
	¾" - 14 NPTF	---	***J4F6***

Male Threaded Plugs

brass

steel

Body Size	Threads	*Brass* Part #	*Steel* Part #
¼"	⅛" - 27 NPTF	---	***J2M1***
	¼" - 18 NPTF	***J2M2-B***	***J2M2***
	⅜" - 18 NPTF	---	***J2M3***
⅜"	¼" - 18 NPTF	---	***J3M2***
	⅜" - 18 NPTF	---	***J3M3***
	½" - 14 NPTF	---	***J3M4***
½"	⅜" - 18 NPTF	---	***J4M3***
	½" - 14 NPTF	---	***J4M4***
	¾" - 14 NPTF	---	***J4M6***

Standard Hose Barb Plugs

Body Size	Hose ID	*Steel* Previous Part #	*Steel* Part #
¼"	¼"	---	***J2S2***
	⅜"	---	***J2S3***
⅜"	¼"	DCP542	***J3S2***
	⅜"	---	***J3S3***
	½"	---	***J3S4***
½"	⅜"	---	***J4S3***
	½"	---	***J4S4***
	¾"	---	***J4S6***

MURDOCK industrial | Sales@MurdockIndustrial.com www.HoseWarehouse.com | Phone: 330-535-7105 Fax: 330-535-1125 | Skype: MurdockIndustrial

J-Series Automotive Pneumatic Couplings

Female Threaded Couplers

Body Size	Threads	*Brass* Part #	*Steel* Part #
¼"	⅛" - 27 NPTF	***2JF1-B***	---
	¼" - 18 NPTF	***2JF2-B***	---
	⅜" - 18 NPTF	***2JF3-B***	---
⅜"	¼" - 18 NPTF	---	***3JF2***
	⅜" - 18 NPTF	---	***3JF3***
	½" - 14 NPTF	---	***3JF4***


brass

steel

- ½" body J-Series plugs are used with ½" body DF-Series Manual couplers on page 312

Male Threaded Couplers

Body Size	Threads	*Brass* Part #	*Steel* Part #
¼"	⅛" - 27 NPTF	***2JM1-B***	---
	¼" - 18 NPTF	***2JM2-B***	---
	⅜" - 18 NPTF	***2JM3-B***	---
⅜"	¼" - 18 NPTF	---	***3JM2***
	⅜" - 18 NPTF	---	***3JM3***
	½" - 14 NPTF	---	***3JM4***


brass


steel

- ½" body J-Series plugs are used with ½" body DF-Series Manual couplers on page 313

Standard Hose Barb Couplers

Body Size	Hose ID	*Brass* Part #	*Steel* Part #
¼"	¼"	***2JS2-B***	---
	⅜"	***2JS3-B***	---
⅜"	¼"	---	***3JS2***
	⅜"	---	***3JS3***
	½"	---	***3JS4***


brass

steel

- ½" body J-Series plugs are used with ½" body DF-Series Manual couplers on page 314

Push-Loc Hose Barb Couplers

Body Size	Hose ID	*Brass* Part #	*Steel* Part #
¼"	¼"	***2JB2-B***	---
	⅜"	***2JB3-B***	---
⅜"	¼"	---	***3JB2***
	⅜"	---	***3JB3***
	½"	---	***3JB4***


brass


steel

- ½" body J-Series plugs are used with ½" body DF-Series Manual couplers on page 315

Push-Loc Hose Barb Plugs

Body Size	Hose ID	*Steel* Part #
¼"	¼"	***J2B2***
	⅜"	***J2B3***
⅜"	⅜"	***J3B3***
½"	½"	***J4B4***

MURDOCK industrial | Sales@MurdockIndustrial.com www.HoseWarehouse.com | Phone: 330-535-7105 Fax: 330-535-1125 | Skype: MurdockIndustrial

M-Series ARO Pneumatic Couplings

Features:

- pressure rating: **300 PSI** at ambient temperature **70°F (21°C)**
- automatic couplings interchanges with ARO 210/310 designs and Hansen Series 210/310
- manual couplings interchange with Parker 50-Series and Amflo Type 'B'

It is important to be safe when installing quick disconnect couplings into a pneumatic circuit. Never install a pneumatic coupling directly into an air tool, use a piece of hose that is at least 18" long, between the tool and the coupling, to prevent damage to the coupling. To protect the operator, safety devices, such as a safety check valve and safety cable should be installed in case there is a hose or coupling failure. For safety check valves and cables see pages 362 and 556.

Female Threaded Plugs

brass

steel

Body Size	Threads	*Brass* Part #	*Steel* Part #
¼"	¼"- 18 NPTF ⅜"- 18 NPTF	***M2F2-B*** ---	***M2F2*** ***M2F3***
⅜"	⅜"- 18 NPTF	---	***M3F3***

Male Threaded Plugs

brass

steel

Body Size	Threads	*Brass* Part #	*Steel* Part #
¼"	⅛" - 27 NPTF ¼" - 18 NPTF ⅜" - 18 NPTF	--- ***M2M2-B*** ---	***M2M1*** ***M2M2*** ***M2M3***
⅜"	⅜" - 18 NPTF	---	***M3M3***

Standard Hose Barb Plugs

Body Size	Hose ID	*Steel* Previous Part #	*Steel* Part #
¼"	¼" ⅜"	--- DCP3744	***M2S2*** ***M2S3***
⅜"	⅜"	---	***M3S3***

Automatic Female Threaded Couplers



Body Size	Threads	*Steel / Brass* Part #
¼"	¼"- 18 NPT ⅜" -18 NPT	***2MF2-PL*** ***2MF3-PL***
⅜"	⅜" -18 NPT	***3MF3-PL***

Manual Female Threaded Couplers

Body Size	Threads	*Brass* Part #
¼"	¼"- 18 NPT ⅜" -18 NPT	***2MF2-B*** ***2MF3-B***

MURDOCK industrial | Sales@MurdockIndustrial.com www.HoseWarehouse.com | Phone: 330-535-7105 Fax: 330-535-1125 | Skype: MurdockIndustrial

M-Series ARO Pneumatic Couplings

Automatic Male Threaded Couplers

Body Size	Threads	*Steel / Brass* Part #
¼"	¼"- 18 NPT ⅜"- 18 NPT	***2MM2-PL*** ***2MM3-PL***
⅜"	⅜"- 18 NPT ½" - 14 NPTF	***3MM3-PL*** ***3MM4-PL***

Manual Male Threaded Couplers

Body Size	Threads	*Brass* Part #
¼"	¼"- 18 NPT ⅜"- 18 NPT	***2MM2-B*** ***2MM3-B***

Automatic Standard Hose Barb Couplers

Body Size	Hose ID	*Steel / Brass* Part #
¼"	¼" 5/16" ⅜"	***2MS2-PL*** ***2MS2.5-PL*** ***2MS3-PL***
⅜"	⅜"	***3MS3-PL***



Manual Standard Hose Barb Couplers

Body Size	Hose ID	*Brass* Part #
¼"	¼" ⅜"	***2MS2-B*** ***2MS3-B***

Push-Loc Barb Plug

Body Size	Hose ID	*Steel* Part #
¼"	¼"	***M2B2***

MURDOCK industrial | Sales@MurdockIndustrial.com www.HoseWarehouse.com | Phone: 330-535-7105 Fax: 330-535-1125 | Skype: MurdockIndustrial

CJ-Series Pneumatic Couplings

Features:
- European High-Flow Interchange
- pressure rating: **300 PSI**
- temperature range: **-40°F** to **250°F (-40°C to 112°C)**
- ¼" interchanges with Coilhose Megaflow, CEJN 320, and Rectus 25KA/26KA; ⅜" interchanges with Rectus 27KA and CEJN 410

Female Threaded Plugs


brass


steel

Body Size	Threads	*Brass* Part #	*Steel* Part #
¼"	¼" - 18 NPT	***CJ2F2-B***	***CJ2F2-LG***
	¼" - 19 BSPP	***CJ2BF2-B***	***CJ2BF2-LG***
	⅜" - 18 NPT	***CJ2F3-B***	***CJ2F3-LG***
	⅜" - 19 BSPP	***CJ2BF3-B***	***CJ2BF3-LG***
⅜"	⅜" - 18 NPT	***CJ3F3-B***	***CJ3F3***
	⅜" - 19 BSPP	***CJ3BF3-B***	***CJ3BF3***
	½" - 14 NPT	***CJ3F4-B***	***---***
	½" - 14 BSPP	***CJ3BF4-B***	***CJ3BF4***

Male Threaded Plugs

brass

steel

Body Size	Threads	*Brass* Previous Part #	*Brass* Part #	*Steel* Part #
¼"	¼" - 18 NPT	DCP41	***CJ2M2-B***	***CJ2M2-LG***
	¼" - 19 BSPT	---	***CJ2BM2-B***	***CJ2BM2-LG***
	⅜" - 18 NPT	---	***CJ2M3-B***	***CJ2M3-LG***
	⅜" - 19 BSPT	---	***CJ2BM3-B***	***CJ2BM3-LG***
⅜"	⅜" - 18 NPT	---	***CJ3M3-B***	***CJ3M3***
	⅜" - 19 BSPT	---	***CJ3BM3-B***	***CJ3BM3***
	½" - 14 NPT	---	***CJ3M4-B***	***CJ3M4***
	½" - 14 BSPT	---	***CJ3BM4-B***	***CJ3BM4***

Female Threaded Couplers



Body Size	Threads	*Brass* Previous Part #	*Brass* Part #
¼"	¼" - 18 NPT	DC41	***2CJF2-B***
	¼" - 19 BSPP	---	***2CJBF2-B***
	⅜" - 18 NPT	---	***2CJF3-B***
	⅜" - 19 BSPP	---	***2CJBF3-B***
⅜"	⅜" - 18 NPT	---	***3CJF3-B***
	⅜" - 19 BSPP	---	***3CJBF3-B***
	½" - 14 NPT	---	***3CJF4-B***
	½" - 14 BSPP	---	***3CJBF4-B***

Male Threaded Couplers

Body Size	Threads	*Brass* Part #
¼"	¼" - 18 NPT	***2CJM2-B***
	¼" - 19 BSPT	***2CJBM2-B***
	⅜" - 18 NPT	***2CJM3-B***
	⅜" - 19 BSPT	***2CJBM3-B***
⅜"	⅜" - 18 NPT	***3CJM3-B***
	⅜" - 19 BSPT	***3CJBM3-B***
	½" - 14 NPT	***3CJM4-B***
	½" - 14 BSPT	***3CJBM4-B***

MURDOCK industrial | Sales@MurdockIndustrial.com www.HoseWarehouse.com | Phone: 330-535-7105 Fax: 330-535-1125 | Skype: MurdockIndustrial

SHD-Series Schrader Pneumatic Couplings

Features:
- pressure rating: **300 PSI**
- temperature range: **-40°F** to **250°F (-40°C to 112°C)**
- interchanges with Parker Twist-Lock, Tomco Series-TL, Foster SHD

Operating pressure for couplings utilizing hose barb end connections may be dramatically reduced to that of the hose rating and/or hose end connection combination. Consult hose manufacturer's catalog for hose end connection ratings. If in doubt, test under controlled conditions for suitability to application. Dixon Quick Coupling cannot assume liability for misapplication of production resulting in equipment down-time, lost production, and/or personal injury including death.

Female Threaded Plugs

Body Size	Threads	*Steel* Part #
¼"	⅛" - 27 NPT ¼" - 18 NPT	***SHD2F1*** ***SHD2F2***
½"	⅜" - 18 NPT	***SHD4F3***



Male Threaded Plugs

Body Size	Threads	*Steel* Part #
¼"	⅛" - 27 NPT ¼" - 18 NPT	***SHD2M1*** ***SHD2M2***
½"	⅜" - 18 NPT ½" - 14 NPT	***SHD4M3*** ***SHD4M4***

Female Threaded Couplers

Body Size	Threads	*Aluminum* Part #
¼"	¼" - 18 NPT ⅜" - 18 NPT	***2SHDF2*** ***2SHDF3***
½"	⅜" - 18 NPT ½" - 14 NPT ¾" - 14 NPT	***4SHDF3*** ***4SHDF4*** ***4SHDF6***

Male Threaded Couplers

Body Size	Threads	*Aluminum* Part #
¼"	¼" - 18 NPT ⅜" - 18 NPT	***2SHDM2*** ***2SHDM3***
½"	⅜" - 18 NPT ½" - 14 NPT	***4SHDM3*** ***4SHDM4***

MURDOCK industrial | Sales@MurdockIndustrial.com www.HoseWarehouse.com | Phone: 330-535-7105 Fax: 330-535-1125 | Skype: MurdockIndustrial

SHD-Series Schrader Pneumatic Couplings

Standard Hose Barb Plugs

Body Size	Hose ID	*Steel* Part #
¼"	¼" ⅜"	***SHD2S2*** ***SHD2S3***
½"	⅜" ½"	***SHD4S3*** ***SHD4S4***

Standard Hose Barb Couplers



Body Size	Hose ID	*Aluminum* Part #
¼"	¼" ⅜"	***2SHDS2*** ***2SHDS3***
½"	⅜" ½"	***4SHDS3*** ***4SHDS4***

L-Series Lincoln Pneumatic Couplings

Features:

- pressure rating: **300 PSI**
- temperature range: **-40°F** to **250°F (-40°C to 112°C)**
- Lincoln Long-Nose Automotive Interchange
- interchanges with Parker 70-Series, Tomco Series-1110, Coilhose Type-17

It is important to be safe when installing quick disconnect couplings into a pneumatic circuit. Never install a pneumatic coupling directly into an air tool, use a piece of hose that is at least 18" long, between the tool and the coupling, to prevent damage to the coupling. To protect the operator, safety devices, such as a safety check valve and safety cable should be installed in case there is a hose or coupling failure. For safety check valves and cables see pages 362 and 556.

Female Threaded Plug

Body Size	Threads	*Steel* Part #
¼"	¼" - 18 NPT	***L2F2***

Male Threaded Plug

Body Size	Threads	*Steel* Part #
¼"	¼" - 18 NPT	***L2M2***

Female Threaded Coupler



Body Size	Threads	*Brass* Part #
¼"	¼" - 18 NPT	***2LF2-B***

Male Threaded Coupler

Body Size	Threads	*Brass* Part #
¼"	¼" - 18 NPT	***2LM2-B***

MURDOCK industrial | Sales@MurdockIndustrial.com www.HoseWarehouse.com | Phone: 330-535-7105 Fax: 330-535-1125 | Skype: MurdockIndustrial

U-Series Universal Pneumatic Couplings

Features:

- temperature range: **-40°F** to **250°F (-40°C** to **112°C)**
- couplers are automatic
- 2U-Series 6-in-1 (Aro 210, Industrial, Truflate, Lincoln, Italian, and CEJN 320)
- 3U-Series 4-in-1 (ARO 310, Industrial, Truflate, and CEJN 410)
- Parker UC-Series, Hansen Auto-Flo 23, and Tomco Series UC
- Although the universal coupler permits multiple series nipples to mate with one coupler, it is recommended to match like series couplers and nipples.When using a Universal coupler, the lower performance rating between the coupler and nipple must take precedence.
- Some pneumatic applications require the pressurized air to be 'dried' to ensure proper operation of equipment and/or application of product (ie. auto body shops). It is best to match like series couplers and nipples in these applications. If it is necessary to use a Universal coupler, lube the seal and valve area regularly to ensure reliable service.
- for air service only

Female Threaded Couplers

Body Size	Threads	*Brass* Part #
¼"	¼" - 18 NPT ⅜" - 18 NPT	***2UF2-B*** ***2UF3-B***
⅜"	⅜" - 18 NPT	***3UF3-B***



Male Threaded Couplers

Body Size	Threads	*Brass* Part #
¼"	¼" - 18 NPT ⅜" - 18 NPT	***2UM2-B*** ***2UM3-B***
⅜"	⅜" - 18 NPT	***3UM3-B***

Standard Hose Barb Couplers

Body Size	Hose ID	*Brass* Part #
¼"	¼" ⅜"	***2US2-B*** ***2US3-B***
⅜"	⅜"	***3US3-B***

Push-On Hose Barb Couplers

Body Size	Hose ID	*Brass* Part #
¼"	¼" ⅜"	**2UB2-B** **2UB3-B**

MURDOCK industrial | Sales@MurdockIndustrial.com www.HoseWarehouse.com | Phone: 330-535-7105 Fax: 330-535-1125 | Skype: MurdockIndustrial

NK-Series Japanese Pneumatic Couplings

Features:
- Japanese Industrial Interchange Pneumatic Coupling
- Interchanges with Nitto Kohki Hi-Cupla 200, Rectus Series 13, and CEJN Series 315
- Nitrile (Buna-N) seals are standard temperature range **-40°F** to **250°F (-40°C** to **121°C)**
- pressure rating: **300 PSI**

Female Threaded Plugs

Body Size	Threads	*Steel* Part #
¼"	¼" - 18 NPT ¼" -19 BSPP	***NK2F2*** ***NK2BF2***

Male Threaded Plugs

Body Size	Threads	*Steel* Part #
¼"	¼" - 18 NPT ¼" -19 BSPP	***NK2M2*** ***NK2BM2***

Hose Barb Plug

Body Size	Hose ID	*Steel* Part #
¼"	¼"	***NK2S2***

Female Threaded Couplers

Body Size	Threads	*Steel* Part #
¼"	¼" - 18 NPT ¼" -19 BSPP	***2NKF2*** ***2NKBF2***

Male Threaded Couplers

Body Size	Threads	*Steel* Part #
¼"	¼" - 18 NPT ¼" -19 BSPP	***2NKM2*** ***2NKBM2***

Hose Barb Coupler

Body Size	Hose ID	*Steel* Part #
¼"	¼"	***2NKS2***

MURDOCK industrial | Sales@MurdockIndustrial.com www.HoseWarehouse.com | Phone: 330-535-7105 Fax: 330-535-1125 | Skype: MurdockIndustrial

BR-Series Pneumatic Couplings

Features:
- Interchange data: Rectus 21KA, Tomco Series SC, CEJN Series 223
- Nitrile (Buna-N) seals are standard temperature range **-40°F** to **250°F (-40°C** to **121°C)**
- pressure rating: **300 PSI**

Female Threaded Plugs

Body Size	Threads	*Brass* Part #
⅛"	⅛" - 27 NPT ⅛" - 28 BSPP ¼" - 18 NPT ¼" - 19 BSPP	***BR1F1-B-E-7*** ***BR1BF1-B-E-7*** ***BR1F2-B-E-7*** ***BR1BF2-B-E-7***

Male Threaded Plugs

Body Size	Threads	*Brass* Part #
⅛"	⅛" - 27 NPT ⅛" - 28 BSPP ¼" - 18 NPT ¼" - 19 BSPP	***BR1M1-B-E-7*** ***BR1GM1-B-E-7*** ***BR1M2-B-E-7*** ***BR1GM2-B-E-7***

Female Threaded Couplers

Body Size	Threads	*Brass* Part #
⅛"	⅛" - 27 NPT ⅛" - 28 BSPP ¼" - 18 NPT ¼" - 19 BSPP	***1BRF1-B-7*** ***1BRBF1-B-7*** ***1BRF2-B-7*** ***1BRBF2-B-7***

Male Threaded Couplers

Body Size	Threads	*Brass* Part #
⅛"	⅛" - 27 NPT ⅛" - 28 BSPP ¼" - 18 NPT ¼" - 19 BSPP	***1BRM1-B-7*** ***1BRGM1-B-7*** ***1BRM2-B-7*** ***1BRGM2-B-7***

Hose Barb Plugs

Body Size	Hose ID	*Brass* Part #
⅛"	4mm 6mm 9mm	***BR1S1.25-B-E-7*** ***BR1S1.86-B-E-7*** ***BR1S2.83-B-E-7***



Hose Barb Couplers

Body Size	Hose ID	*Brass* Part #
⅛"	4mm 6mm 9mm	***1BRS1.25-B-7*** ***1BRS1.86-B-7*** ***1BRS2.83-B-7***

MURDOCK industrial | Sales@MurdockIndustrial.com www.HoseWarehouse.com | Phone: 330-535-7105 Fax: 330-535-1125 | Skype: MurdockIndustrial

A-Series Pneumatic Couplings

Features:
- Interchange data: Dixon Quick Coupling Proprietary Astronautics
- Nitrile (Buna-N) seals are standard temperature range **-40°F** to **250°F (-40°C** to **121°C)**

Female Threaded Plugs


brass


steel

Body Size	Threads	*Brass* Part #	*Steel* Part #
⅛"	⅛" - 27 NPTF	***A1F1-B***	---
¼"	⅛" - 27 NPTF ¼" - 18 NPTF	***A2F1-B*** ***A2F2-B***	--- ***A2F2***

Male Threaded Plugs

brass

steel

Body Size	Threads	*Brass* Part #	*Steel* Part #
⅛" ¼"	⅛" - 27 NPTF ¼" - 18 NPTF	***A1M1-B*** ***A2M2-B***	--- ***A2M2***

Hose Barb Plugs

brass

steel

Body Size	Hose ID	*Brass* Part #	*Steel* Part #
⅛" ¼"	⅛" ¼"	***A1S1-B*** ---	--- ***A2S2***

Female Threaded Couplers



Body Size	Threads	*Brass* Part #
⅛"	⅛" - 27 NPTF	***1AF1-B***
¼"	⅛" - 27 NPTF ¼" - 18 NPTF	***2AF1-B*** ***2AF2-B***

Male Threaded Couplers

Body Size	Threads	*Brass* Part #
⅛"	⅛" - 27 NPTF	***1AM1-B***
¼"	⅛" - 27 NPTF ¼" - 18 NPTF	***2AM1-B*** ***2AM2-B***

MURDOCK industrial | Sales@MurdockIndustrial.com | www.HoseWarehouse.com | Phone: 330-535-7105 | Fax: 330-535-1125 | Skype: MurdockIndustrial

A-Series Pneumatic Couplings

Hose Barb Couplers

Body Size	Hose ID	*Brass* Part #
⅛"	⅛"	***1AS1-B***
¼"	¼"	***2AS2-B***

Reusable Barb Plugs

Body Size	Hose ID	*Brass* Part #	*Steel* Part #
¼"	¼" x ½"	***A2E2-B***	***A2E2***

brass



steel

Reusable Barb Coupler

Body Size	Hose ID x OD	*Brass* Part #
¼"	¼" x ½"	***2AE2-B***

MURDOCK industrial | Sales@MurdockIndustrial.com www.HoseWarehouse.com | Phone: 330-535-7105 Fax: 330-535-1125 | Skype: MurdockIndustrial

3500 Male Nipples

Features:

- working pressure: **600 PSI** at ambient temperature **70°F (21°C)**
- *for air and water service only*
- The constant vibration created by air tools, like air drills and pavement breakers, is destructive to air hose couplings, especially the quick-acting type. To provide protection against coupling breakage and related hazards, Dixon® recommends the use of a whip hose. To construct a whip hose, connect one end of a short (3' to 10') air hose to the air tool using a 3500 type steel nipple. Connect the other end of the hose to the air supply using the standard quick-acting coupling. The heat-treated 3500 nipple will withstand vibration far better than the standard coupling and provide a safer connection. The whip hose should remain permanently connected to the tool.

Male Threaded

Hose Size	Male NPT	*Zinc Plated Steel* Part #	Optional Qty
¼"	⅛"	***3501***	100
¼"	¼"	***3502***	100
¼"	⅜"	***3504***	100
⅜"	¼"	***3505***	100
⅜"	⅜"	***3506***	100
⅜"	½"	***3508***	100
½"	¼"	***3509***	100
½"	⅜"	***3510***	100
½"	½"	***3512***	100
½"	¾"	***3511***	50
¾"	½"	***3513***	50
¾"	¾"	***3514***	50
¾"	1"	***3515***	25
1"	¾"	***3516***	25
1"	1"	***3518***	25

Female Threaded

Hose Size	Female NPT	*Zinc Plated Steel* Part #	Optional Qty
¼"	¼"	***3542***	100
⅜"	¼"	***3545***	50
⅜"	⅜"	***3546***	50
½"	⅜"	***3550***	100
½"	½"	***3552***	50
¾"	¾"	***3554***	50

Male Threaded with Ferrule

Features:

- zinc plated steel 3500 nipple with carbon steel ferrule
- can be crimped or swaged-on to achieve maximum coupling sealing and retention, for crimp dimensions see dixonvalve.com
- low profile, streamline appearance

Hose Size	Male NPT	Hose OD From	Hose OD To	*Steel* Part #
⅜"	¼"	46/64"	50/64"	***3505WF***
⅜"	½"	46/64"	50/64"	***3508WF***
½"	¼"	54/64"	58/64"	***3509WF***
½"	⅜"	54/64"	58/64"	***3510WF***
½"	¾"	54/64"	58/64"	***3511WF***
½"	½"	54/64"	58/64"	***3512WF***
¾"	¾"	1-10/64"	1-14/64"	***3514WF***
1"	1"	1-30/64"	1-34/64"	***3518WF***
1"	1"	1-34/64"	1-38/64"	***3518WF2***

MURDOCK industrial | Sales@MurdockIndustrial.com www.HoseWarehouse.com | Phone: 330-535-7105 Fax: 330-535-1125 | Skype: MurdockIndustrial

Bent Stem Swivels

Hose Barb

Features:
- ⅞" thread fits the following tool brands: Ingersoll-Rand, Thor, Black & Decker, Harper, Jet, Texas Pneumatic, Kent and Sullair
- ½" thread fits all tools with ½" female NPT thread
- ½" hose barb
- designed for normal operation at **90 PSI** at ambient temperature **70°F (21°C)**

Description	*Steel* Part #	Optional Qty
⅞" - 24 thread x ½" hose barb	***ATS7812H***	50
½" NPT thread x ½" hose barb	***ATS1212H***	50

Female Pipe Thread

Feature:
- ⅞" thread fits most chipping hammers
- ⅜" female pipe thread
- designed for normal operation at **90 PSI** at ambient temperature **70°F (21°C)**

Description	*Steel* Part #	Optional Qty
⅞" - 24 thread x ⅜" female NPT	***ATS7838F***	25

Male Pipe Thread

Feature:
- ⅞" thread fits most chipping hammers
- ⅜" male pipe thread
- designed for normal operation at **90 PSI** at ambient temperature **70°F (21°C)**

Description	*Steel* Part #	Optional Qty
⅞" - 24 thread x ⅜" male NPT	***ATS7838M***	50

MURDOCK industrial | Sales@MurdockIndustrial.com www.HoseWarehouse.com | Phone: 330-535-7105 Fax: 330-535-1125 | Skype: MurdockIndustrial

D.O.T. Push-In Fittings

Features:

- materials:
  - body (straights) tube, supports and grippers: brass CA360
  - forged elbows and tees: brass CA377
  - O-ring: Buna-N
- suitable for use up to the maximum working pressure of the plastic tubing used, also suitable for vacuum service
- temperature range: **-40°F** to **212°F (-40°C to 100°C)**
- pre-applied thread sealant (Loctite 516®) on all male pipe threads
- compatible tubing: SAE J844
- meets D.O.T FMVSS 571.106 and SAE J1131, SAE J2494-1 and SAE J2494-3

Male Connectors

Tube OD	Male NPTF	Part #	Pkg Qty
¼"	⅛"	***AQ68DOT4X2***	10
¼"	¼"	***AQ68DOT4X4***	10
¼"	⅜"	***AQ68DOT4X6***	5
⅜"	¼"	***AQ68DOT6X4***	10
⅜"	⅜"	***AQ68DOT6X6***	10

Union Connectors

Tube OD	Part #	Pkg Qty
¼"	***AQ62DOT4***	10
⅜"	***AQ62DOT6***	10

Male Elbows

Tube OD	Male NPTF	Part #	Pkg Qty
¼"	⅛"	***AQ69DOT4X2***	10
¼"	¼"	***AQ69DOT4X4***	10
⅜"	¼"	***AQ69DOT6X4***	10

D.O.T. Push-In Male Swivel Elbows

Tube OD	Male NPTF	Part #	Pkg Qty
¼"	⅛"	***AQ69DOTS4X2***	10
¼"	¼"	***AQ69DOTS4X4***	10
¼"	⅜"	***AQ69DOTS4X6***	10
⅜"	¼"	***AQ69DOTS6X4***	10
⅜"	⅜"	***AQ69DOTS6X6***	5

MURDOCK industrial | Sales@MurdockIndustrial.com www.HoseWarehouse.com | Phone: 330-535-7105 Fax: 330-535-1125 | Skype: MurdockIndustrial

D.O.T. Push-In Fittings

Male Swivel Run Tees

Tube OD	Male NPTF	Part #	Pkg Qty
¼"	⅛"	***AQ71DOTS4X2***	10
¼"	¼"	***AQ71DOTS4X4***	5

Male Swivel Branch Tees

Tube OD	Male NPTF	Part #	Pkg Qty
¼"	⅛"	***AQ72DOTS4X2***	10
¼"	¼"	***AQ72DOTS4X4***	5

Union Tees

Tube OD	Part #	Pkg Qty
¼"	***AQ64DOT4***	10
⅜"	***AQ64DOT6***	10

MURDOCK industrial | Sales@MurdockIndustrial.com www.HoseWarehouse.com | Phone: 330-535-7105 Fax: 330-535-1125 | Skype: MurdockIndustrial

Legris D.O.T. Push-In Fittings

Features:

- materials: composite body, brass collet, stainless steel tube support, brass threads, Buna-N O-ring
- maximum operating pressure: **250 PSI** at ambient temperature
- temperature range: **-40°F** to **200°F (-40°C** to **93°C)**
- suitable fluids: compressed air only
- complies with the performance requirements of D.O.T FMVSS 571.106 (SAE J1131) and SAE J2494-3
- *These fittings are designed for use on all pneumatic circuits other than air brake assemblies between the frame and axle or between towed and towing vehicle.*

Male Connectors

Tube OD	Male NPT	Part #	Pkg Qty
5/32"	⅛"	***31150411DOT***	10
5/32"	¼"	***31150414DOT***	10
3/16"	⅛"	***31155511DOT***	10
3/16"	¼"	***31155514DOT***	10
1/4"	⅛"	***31155611DOT***	10
1/4"	¼"	***31155614DOT***	10
1/4"	⅜"	***31155618DOT***	10
3/8"	⅛"	***31156011DOT***	10
3/8"	¼"	***31156014DOT***	10
3/8"	⅜"	***31156018DOT***	10
3/8"	½"	***31156022DOT***	10
1/2"	¼"	***31156214DOT***	10
1/2"	⅜"	***31156218DOT***	10
1/2"	½"	***31156222DOT***	10

- meets D.O.T. FMVSS571.106, SAE J2494 and SAE J2494-3

Female Connectors

Tube OD	Female NPT	Part #	Pkg Qty
5/32"	⅛"	***31140411DOT***	10
3/16"	⅛"	***31145511DOT***	10
1/4"	⅛"	***31145611DOT***	10
1/4"	¼"	***31145614DOT***	10
3/8"	¼"	***31146014DOT***	10
3/8"	⅜"	***31146018DOT***	10

- meets D.O.T. FMVSS571.106, SAE J2494 and SAE J2494-3

MURDOCK industrial | Sales@MurdockIndustrial.com www.HoseWarehouse.com | Phone: 330-535-7105 Fax: 330-535-1125 | Skype: MurdockIndustrial

Legris D.O.T. Push-In Fittings

Unions

Tube OD	Part #	Pkg Qty
5/32"	***31060400DOT*** [1,2]	10
3/16"	***31065500DOT*** [1,2]	10
1/4"	***31065600DOT*** [3]	10
3/8"	***31066000DOT*** [3]	10
1/2"	***31066200DOT*** [3]	10

[1] brass body
[2] meets D.O.T FMVSS571.106, SAE J2494 and SAE J2494-3
[3] meets D.O.T FMVSS571.106, J1131 and SAE2494-3

Bulkhead Unions

Tube OD	Part #	Pkg Qty
¼"	***31165600DOT***	10
⅜"	***31166000DOT***	10
½"	***31166200DOT***	10

- meets D.O.T. FMVSS571.106, SAE J2494 and SAE J2494-3

Union Elbows

Tube OD	Part #	Pkg Qty
5/32"	***31020400DOT*** [1]	10
1/4"	***31025600DOT***	10
3/8"	***31026000DOT***	10
1/2"	***31026200DOT***	10

- 5/32" diameter meets D.O.T. FMVSS571.106, SAE J2494 and SAE J2494-3
- 1/4", 3/8" and 1/2" diameters meet D.O.T. FMVSS571.106, J1131 and SAE 2494-3

[1] brass body

Male Elbows

Tube OD	Male NPT	Part #	Pkg Qty
5/32"	⅛"	***31090411DOT*** [1]	10
3/16"	⅛"	***31095511DOT*** [1]	10
1/4"	⅛"	***31095611DOT***	10
1/4"	¼"	***31095614DOT***	10
1/4"	⅜"	***31095618DOT***	10
3/8"	¼"	***31096014DOT***	10
3/8"	⅜"	***31096018DOT***	10
3/8"	½"	***31096022DOT***	10
1/2"	¼"	***31096214DOT***	10
1/2"	⅜"	***31096218DOT***	10
1/2"	½"	***31096222DOT***	10

- 5/32" and 3/16" diameter meets D.O.T. FMVSS571.106, SAE J2494 and SAE J2494-3
- 1/4", 3/8" and 1/2" diameters meet D.O.T. FMVSS571.106, J1131 and SAE 2494-3
- fitting can be oriented 360° allowing proper positioning of the fitting

[1] brass body

MURDOCK industrial | Sales@MurdockIndustrial.com www.HoseWarehouse.com | Phone: 330-535-7105 Fax: 330-535-1125 | Skype: MurdockIndustrial

Legris D.O.T. Push-In Fittings

Reducer

Tube OD	Tube OD	Part #	Pkg Qty
¼"	⅜"	***31665660DOT***	10

- meets D.O.T. FMVSS571.106, J1131 and SAE 2494-3

Plug In Elbow

Tube OD	Part #	Pkg Qty
¼"	***31825600DOT***	10

- meets D.O.T. FMVSS571.106, J1131 and SAE 2494-3

Male Branch Tees

Tube OD	Male NPT	Part #	Pkg Qty
¼"	⅛"	***31085611DOT***	10
¼"	¼"	***31085614DOT***	10
¼"	⅜"	***31085618DOT***	10
⅜"	¼"	***31086014DOT***	10
⅜"	⅜"	***31086018DOT***	10
⅜"	½"	***31086022DOT***	10
½"	¼"	***31086214DOT***	10
½"	⅜"	***31086218DOT***	10
½"	½"	***31086222DOT***	10

- ¼", ⅜" and ½" diameters meet D.O.T. FMVSS571.106, J1131 and SAE 2494-3
- fitting can be oriented 360° allowing proper positioning of the fitting

Union Tees

Tube OD	Part #	Pkg Qty
5/32"	***31040400DOT*** [1]	10
3/16"	***31045500DOT*** [1]	10
1/4"	***31045600DOT***	10
3/8"	***31046000DOT***	10
1/2"	***31046200DOT***	10

- 5/32" and 3/16" diameter meets D.O.T. FMVSS571.106, SAE J2494 and SAE J2494-3
- 1/4", 3/8" and 1/2" diameters meet D.O.T. FMVSS571.106, J1131 and SAE 2494-3

[1] brass body

MURDOCK industrial | Sales@MurdockIndustrial.com www.HoseWarehouse.com | Phone: 330-535-7105 Fax: 330-535-1125 | Skype: MurdockIndustrial

Legris D.O.T. Push-In Fittings

Legris D.O.T. Push-In Male Run Tees

Tube OD	Male NPT	Part #	Pkg Qty
3/16"	⅛"	***31035511DOT*** [1]	10
1/4"	⅛"	***31035611DOT***	10
1/4"	¼"	***31035614DOT***	10
1/4"	⅜"	***31035618DOT***	10
3/8"	¼"	***31036014DOT***	10
3/8"	⅜"	***31036018DOT***	10
3/8"	½"	***31036022DOT***	10
1/2"	¼"	***31036214DOT***	10
1/2"	⅜"	***31036218DOT***	10
1/2"	½"	***31036222DOT***	10

- 3/16" diameter meets D.O.T. FMVSS571.106, SAE J2494 and SAE J2494-3
- 1/4", 3/8" and 1/2" diameters meet D.O.T. FMVSS571.106, J1131 and SAE 2494-3
- fitting can be oriented 360° allowing proper positioning of the fitting

[1] brass body

Legris D.O.T. Push-In Plug In Run Tee

Tube OD	Part #	Pkg Qty
¼"	***31835600DOT***	10

- meets D.O.T. FMVSS571.106, J1131 and SAE 2494-3

Legris D.O.T. Push-In Y Connectors

Tube OD	Male NPT	Part #	Pkg Qty
¼"	⅛"	***31485611DOT***	10
¼"	¼"	***31485614DOT***	10

- meets D.O.T. FMVSS571.106, J1131 and SAE 2494-3
- fitting can be oriented 360° allowing proper positioning of the fitting

Legris D.O.T. Push-In Y Unions

Tube OD	Part #	Pkg Qty
¼"	***31405600DOT***	10
⅜"	***31406000DOT***	10

- meets D.O.T. FMVSS571.106, J1131 and SAE 2494-3

MURDOCK industrial | Sales@MurdockIndustrial.com www.HoseWarehouse.com | Phone: 330-535-7105 Fax: 330-535-1125 | Skype: MurdockIndustrial

Air Brake Fittings

Application:
- designed for use in air brake systems or cab controls

Features:
- utilize ribbed sleeve for compression and positive grip
- machined from CA360, CA345, or CA377 brass
- pre-applied thread sealant on all male pipe threads
- maximum operating pressure: **150 PSI**
- temperature range: **-40°F** to **200°F (-40°C** to **93°C)**
- compatible tubing: SAE J844 type A and B
- specifications: meets D.O.T FMVSS 571.106 and SAE J246

Assembly Instructions:
1. Cut tubing squarely - maximum of 15° angle allowable.
2. Check that port or mating part is clean and free of debris.
3. Insert tubing into fittings until it bottoms on seat.
4. Tighten nut with wrench until one thread remains visible on the fittings body; (this will allow for a number of remakes) or, the nut should be screwed down finger tight, then wrench-tightened as indicated in the chart below.

Tube Size	Turns required to seal from hand tight
3/16"	2½
1/4"	3
3/8" & 1/2"	4
5/8" & 3/4"	3½

Male Connectors

Features:
- ref. SAE 100102 BA
- thread sealant may be white or burnt orange

Tube Size	Pipe Thread	Straight Thread	Part #	Pkg Qty
3/16"	1/16"	5/16"-24	***68NAB31VS***	25
3/16"	1/8"	5/16"-24	***68NAB32VS***	50
3/16"	1/4"	5/16"-24	***68NAB34VS***	25
1/4"	1/8"	7/16"-24	***68NAB42VS***	50
1/4"	1/4"	7/16"-24	***68NAB44VS***	50
1/4"	3/8"	7/16"-24	***68NAB46VS***	10
3/8"	1/8"	17/32"-24	***68NAB62VS***	25
3/8"	1/4"	17/32"-24	***68NAB64VS***	25
3/8"	3/8"	17/32"-24	***68NAB66VS***	25
3/8"	1/2"	17/32"-24	***68NAB68VS***	25
1/2"	1/4"	11/16"-20	***68NAB84VS***	10
1/2"	3/8"	11/16"-20	***68NAB86VS***	25
1/2"	1/2"	11/16"-20	***68NAB88VS***	25
5/8"	3/8"	13/16"-18	***68NAB106VS***	10
5/8"	1/2"	13/16"-18	***68NAB108VS***	10
3/4"	3/8"	1"-18	***68NAB126VS***	10
3/4"	1/2"	1"-18	***68NAB128VS***	10
3/4"	3/4"	1"-18	***68NAB1212VS***	10

Female Connectors

Feature:
- ref. SAE 100103 BA

Tube Size	Pipe Thread	Straight Thread	Part #	Pkg Qty
¼"	⅛"	7/16"-24	***66NAB42***	25
¼"	¼"	7/16"-24	***66NAB44***	10
⅜"	⅛"	17/32"-24	***66NAB62***	10
⅜"	¼"	17/32"-24	***66NAB64***	10
½"	⅜"	11/16"-20	***66NAB86*** [1]	10
½"	½"	11/16"-20	***66NAB88***	10
⅝"	⅜"	13/16"-18	***66NAB106***	10
⅝"	½"	13/16"-18	***66NAB108***	10

[1] not full hex as shown

MURDOCK industrial | Sales@MurdockIndustrial.com www.HoseWarehouse.com | Phone: 330-535-7105 Fax: 330-535-1125 | Skype: MurdockIndustrial

Air Brake Fittings

Unions

Feature:
- ref. SAE 100101

Tube Size	Straight Thread	Part #	Pkg Qty
¼"	7/16"-24	***62NAB4***	10
⅜"	17/32"-24	***62NAB6***	10
½"	11/16"-20	***62NAB8***	10
⅝"	13/16"-18	***62NAB10***	10
¾"	1"-18	***62NAB12***	10

Bulkhead Unions

Tube Size	Straight Thread	Part #	Pkg Qty
¼"	7/16"-24	***62NABH4***	10
⅜"	17/32"-24	***62NABH6***	10
½"	11/16"-20	***62NABH8***	10

Bulkhead Unions

Tube Size	Straight Thread	Part #	Pkg Qty
3/16"	5/16"-24	***62NBH3***	10
1/4"	7/16"-24	***62NBH4***	10
3/8"	17/32"-24	***62NBH6***	10
1/2"	11/16"-20	***62NBH8***	10
5/8"	13/16"-18	***62NBH10***	10

Bulkhead Unions

Tube Size	Straight Thread	Part #	Pkg Qty
¼"	7/16"-24	***62NFBH4***	10
⅜"	17/32"-24	***62NFBH6***	10
½"	11/16"-20	***62NFBH8***	10
⅝"	13/16"-18	***62NFBH10***	10

Bulkhead Unions

Tube Size	Pipe Thread	Part #	Pkg Qty
½"	⅜"	***66NBH86***	10

Female Elbows

Feature:
- ref. SAE 100203 BA

Tube Size	Pipe Thread	Straight Thread	Part #	Pkg Qty
3/16"	⅛"	5/16"-24	***70NAB32***	25
1/4"	⅛"	7/16"-24	***70NAB42***	25
1/4"	¼"	7/16"-24	***70NAB44***	25
3/8"	⅛"	17/32"-24	***70NAB62***	10
3/8"	¼"	17/32"-24	***70NAB64*** [1]	10
3/8"	⅜"	17/32"-24	***70NAB66***	10
1/2"	⅜"	11/16"-20	***70NAB86***	10
1/2"	½"	11/16"-20	***70NAB88***	10
5/8"	½"	13/16"-18	***70NAB108***	10

[1] rounded elbow parts not as pictured

MURDOCK industrial | Sales@MurdockIndustrial.com www.HoseWarehouse.com | Phone: 330-535-7105 Fax: 330-535-1125 | Skype: MurdockIndustrial

Male Elbows

Features:
- ref. SAE 100202 BA
- thread sealant may be white or burnt orange

Tube Size	Pipe Thread	Straight Thread	Part #	Pkg Qty
3/16"	⅛"	5/16"-24	***69NAB32VS***	10
3/16"	¼"	5/16"-24	***69NAB34VS***	10
1/4"	⅛"	7/16"-24	***69NAB42VS***	50
1/4"	¼"	7/16"-24	***69NAB44VS***	50
1/4"	⅜"	7/16"-24	***69NAB46VS***	10
3/8"	⅛"	17/32"-24	***69NAB62VS***	10
3/8"	¼"	17/32"-24	***69NAB64VS***	25
3/8"	⅜"	17/32"-24	***69NAB66VS***	25
3/8"	½"	17/32"-24	***69NAB68VS***	10
1/2"	¼"	11/16"-20	***69NAB84VS***	10
1/2"	⅜"	11/16"-20	***69NAB86VS***	10
1/2"	½"	11/16"-20	***69NAB88VS***	10
5/8"	⅜"	13/16"-18	***69NAB106VS***	10
5/8"	½"	13/16"-18	***69NAB108VS***	5
3/4"	½"	1"-18	***69NAB128VS***	5
3/4"	¾"	1"-18	***69NAB1212VS***	5

Union Elbows

Feature:
- ref. SAE 100201 BA

Tube Size	Straight Thread	Part #	Pkg Qty
¼"	7/16"-24	***65NAB4***	10
⅜"	17/32"-24	***65NAB6***	10
½"	11/16"-20	***65NAB8***	10
⅝"	13/16"-18	***65NAB10***	10

45° Elbows

Features:
- ref. SAE 100302 BA
- thread sealant may be white or burnt orange

Tube Size	Pipe Thread	Straight Thread	Part #	Pkg Qty
¼"	⅛"	7/16"-24	***79NAB42VS***	10
¼"	¼"	7/16"-24	***79NAB44VS***	10
⅜"	⅛"	17/32"-24	***79NAB62VS***	10
⅜"	¼"	17/32"-24	***79NAB64VS***	10
⅜"	⅜"	17/32"-24	***79NAB66VS***	10
⅜"	½"	17/32"-24	***79NAB68VS***	10
½"	¼"	11/16"-20	***79NAB84VS***	10
½"	⅜"	11/16"-20	***79NAB86VS***	10
½"	½"	11/16"-20	***79NAB88VS***	10
⅝"	⅜"	13/16"-18	***79NAB106VS***	5
⅝"	½"	13/16"-18	***79NAB108VS***	5
¾"	½"	1"-18	***79NAB128VS***	2

MURDOCK industrial | Sales@MurdockIndustrial.com www.HoseWarehouse.com | Phone: 330-535-7105 Fax: 330-535-1125 | Skype: MurdockIndustrial

Air Brake Fittings

Male Branch Tees

Features:
- ref. SAE 100425 BA
- thread sealant may be white or burnt orange

Tube Size	Pipe Thread	Straight Thread	Part #	Pkg Qty
3/16"	⅛"	7/16"-24	***72NAB32VS***	10
1/4"	⅛"	7/16"-24	***72NAB42VS***	10
1/4"	¼"	7/16"-24	***72NAB44VS***	10
3/8"	⅛"	17/32"-24	***72NAB62VS***	10
3/8"	¼"	17/32"-24	***72NAB64VS***	10
3/8"	⅜"	17/32"-24	***72NAB66VS***	10
1/2"	¼"	11/16"-20	***72NAB84VS***	10
1/2"	⅜"	11/16"-20	***72NAB86VS***	10
1/2"	½"	11/16"-20	***72NAB88VS***	10
5/8"	½"	13/16"-18	***72NAB108VS***	10

Union Tees

Feature:
- ref. SAE 100401 BA

Tube Size	Straight Thread	Part #	Pkg Qty
¼"	7/16"-24	***64NAB4***	25
⅜"	17/32"-24	***64NAB6***	10
½"	11/16"-20	***64NAB8***	10
⅝"	13/16"-18	***64NAB10***	10

Male Run Tees

Features:
- ref. SAE 100424 BA
- thread sealant may be white or burnt orange

Tube Size	Pipe Thread	Straight Thread	Part #	Pkg Qty
¼"	⅛"	7/16"-24	***71NAB42VS***	10
¼"	¼"	7/16"-24	***71NAB44VS***	10
⅜"	¼"	17/32"-24	***71NAB64VS***	10
⅜"	⅜"	17/32"-24	***71NAB66VS***	10
½"	⅜"	11/16"-20	***71NAB86VS***	10
½"	½"	11/16"-20	***71NAB88VS***	10
⅝"	½"	13/16"-18	***71NAB108VS***	5

Sleeves

Feature:
- ref. SAE 100115

Tube Size	Part #	Pkg Qty
3/16"	***60NAB3***	100
1/4"	***60NAB4***	100
3/8"	***60NAB6***	100
1/2"	***60NAB8***	100
5/8"	***60NAB10***	10
3/4"	***60NAB12***	50

MURDOCK industrial | Sales@MurdockIndustrial.com www.HoseWarehouse.com | Phone: 330-535-7105 Fax: 330-535-1125 | Skype: MurdockIndustrial

Air Brake Fittings

Inserts

Feature:
- for SAE J844 tubing

Tube Size	*302 / 304 Stainless Steel* Part #	Pkg Qty
¼"	***63NAB4***	200
⅜"	***63NAB6***	200
½"	***63NAB8***	100
⅝"	***63NAB10***	100
¾"	***63NAB12***	100

Nuts

Feature:
- ref. SAE 100110

Tube Size	Male NPT	Part #	Pkg Qty
3/16"	5/16"-24	***61NAB3***	100
1/4"	7/16"-24	***61NAB4***	100
3/8"	17/32"-24	***61NAB6***	100
1/2"	11/16"-20	***61NAB8***	50
5/8"	13/16"-18	***61NAB10***	25
3/4"	1"-18	***61NAB12***	25

F

Air Brake Fittings for Rubber Hose

Application:
- for use with SAEJ1402 air brake hose in making hose assemblies

Features:
- will meet D.O.T. FMVSS 571-106 standards when used with SAE J1402 Air Brake Hose
- working pressure: up to **225 PSI**
- temperature: **-50°F** to **212°F (-46° to 100°C)**

Assembly Guide:
1. Slide nut onto hose
2. Slide sleeve onto hose with tapered edge toward fitting body
3. Firmly bottom the hose into fittings
4. Screw nut onto body until it contacts the fittings body's hex

Hose Springs

Hose Size	Length	*Brass Alloy 360* Part #
⅜"	2.70"	***56RBSG-06***
½"	2.70"	***56RBSG-08***

Spring Guard Nuts

Hose Size	Straight Thread	*Brass Alloy 360* Part #
⅜"	31/32"-20	***61RBSG-06***
½"	1-3/32-20	***61RBSG-08***

MURDOCK industrial | Sales@MurdockIndustrial.com www.HoseWarehouse.com | Phone: 330-535-7105 Fax: 330-535-1125 | Skype: MurdockIndustrial

Air Brake Fittings for Rubber Hose

Hose Nut with Attached Springs

Hose Size	Length	*Brass Alloy 360* Part #
⅜"	3.55"	***67RBSG-06***
½"	3.50"	***67RBSG-08***

Male Connectors

Tube OD	Pipe Thread	Straight Thread	Hex	*Brass Alloy 360* Part #
⅜"	¼"	31/32"-20	31/32"	***68RB-0604B***
⅜"	⅜"	31/32"-20	31/32"	***68RB-0606B***
⅜"	½"	31/32"-20	31/32"	***68RB-0608B***
½"	⅜"	1-3/32"-20	1-1/8"	***68RB-0806B***
½"	½"	1-3/32"-20	1-1/8"	***68RB-0808B***



Male Connector with Spring Guards

Hose Size	Pipe Thread	Hex	*Brass Alloy 360* Part #
⅜"	¼"	1-1/16"	***68RBSG-0604***
⅜"	⅜"	1-1/16"	***68RBSG-0606***
⅜"	½"	1-1/16"	***68RBSG-0608***
½"	⅜"	1-1/4"	***68RBSG-0806***
½"	½"	1-1/4"	***68RBSG-0808***

Sleeves

Hose Size	Length	*Brass Alloy 360* Part #
⅜"	.64"	***60RB-06***
½"	.64"	***60RB-08***

Nuts

Hose Size	Thread	Hex	*Brass Alloy 360* Part #
⅜"	31/32"-20	1-1/32"	***61RB-06***
½"	1-3/32"-20	1-1/4"	***61RB-08***

MURDOCK industrial | Sales@MurdockIndustrial.com www.HoseWarehouse.com | Phone: 330-535-7105 Fax: 330-535-1125 | Skype: MurdockIndustrial

Brass Push-In Fittings

Features:

- saves up to 75% of assembly time compared to the standard compression fittings
- quick connect: simply push tubing in, no tools required
- quick disconnect: hold two fingers on insert and pull tubing out, no tools required
- reusable: connect and disconnect numerous times
- full flow design provides up to 60% more flow than conventional fittings with internal tube supports
- positive seal: no leaks, after tubing is inserted, seal is made
- secure tube retention: pulling on tubing only serves to tighten the connection
- pre-applied PTFE based pipe sealant on all male pipe threads saves customer additional labor
- working pressure: fittings are suitable for use up to the maximum working pressure of the plastic tubing used also suitable for vacuum service
- temperature range: **-10°F** to **200°F (-23°C to 93°C)**

Male Connectors



Tube OD	Male NPTF	*Forged Brass* Part #	Optional Qty
⅛"	10-32 [1]	***684X10***	20
⅛"	⅛"	***684X4***	20
5/32"	10-32 [1]	***685X10***	20
5/32"	⅛"	***685X4***	20
5/32"	¼"	***685X8***	10
3/16"	10-32 [1]	***686X10***	20
3/16"	⅛"	***686X4***	20
¼"	10-32 [1]	***688X10***	20
¼"	⅛"	***688X4***	20
¼"	¼"	***688X8***	10
¼"	⅜"	***688X12***	10
⅜"	⅛"	***6812X4***	10
⅜"	¼"	***6812X8***	10
⅜"	⅜"	***6812X12***	10
⅜"	½"	***6812X16***	5
½"	¼"	***6816X8***	5
½"	⅜"	***6816X12***	5
½"	½"	***6816X16***	5

[1] UNF - Straight thread, supplied with gasket

Female Connectors

Tube OD	Female NPTF	*Forged Brass* Part #	Optional Qty
⅛"	⅛"	***664X4***	10
5/32"	⅛"	***665X4***	10
¼"	⅛"	***668X4***	10
¼"	¼"	***668X8***	10
⅜"	¼"	***6612X8***	10
⅜"	⅜"	***6612X12***	5

MURDOCK industrial | Sales@MurdockIndustrial.com www.HoseWarehouse.com | Phone: 330-535-7105 Fax: 330-535-1125 | Skype: MurdockIndustrial

Brass Push-In Fittings

Unions

Tube OD	*Forged Brass* Part #	Optional Qty
⅛"	***624***	20
5/32"	***625***	10
¼"	***628***	10
⅜"	***6212***	10
½"	***6216***	5

Bulkhead Unions

Tube OD	Male NPT	*Forged Brass* Part #	Optional Qty
⅛"	7/16"-20	***824***	10
5/32"	7/16"-20	***825***	10
¼"	1/2"-20	***828***	10
⅜"	3/4"-16	***8212***	5
½"	15/16"-16	***8216***	5

Male Elbows

Tube OD	Male NPTF	*Forged Brass* Part #	Optional Qty
⅛"	⅛"	***694X4***	10
5/32"	⅛"	***695X4***	10
3/16"	⅛"	***696X4***	10
¼"	⅛"	***698X4***	10
¼"	¼"	***698X8***	10
¼"	⅜"	***698X12***	10
⅜"	⅛"	***6912X4***	10
⅜"	¼"	***6912X8***	10
⅜"	⅜"	***6912X12***	10
½"	¼"	***6916X8***	5
½"	⅜"	***6916X12***	5

Female Elbows

Tube OD	Female NPTF	*Forged Brass* Part #	Optional Qty
5/32"	⅛"	***705X4***	10
¼"	⅛"	***708X4***	10
¼"	¼"	***708X8***	5
3/8"	¼"	***7012X8***	5

MURDOCK industrial | Sales@MurdockIndustrial.com www.HoseWarehouse.com | Phone: 330-535-7105 Fax: 330-535-1125 | Skype: MurdockIndustrial

Brass Push-In Fittings

Union Elbows

Tube OD	*Forged Brass* Part #	Optional Qty
⅛"	***654***	10
5/32"	***655***	10
¼"	***658***	10
⅜"	***6512***	10
½"	***6516***	5

Male Swivel Elbows

Tube OD	Male NPTF	*Forged Brass* Part #	Optional Qty
⅛"	⅛"	***69S4X4***	10
5/32"	10-32 [1]	***69S5X10***	10
5/32"	⅛"	***69S5X4***	10
5/32"	¼"	***69S5X8***	10
¼"	10-32 [1]	***69S8X10***	10
¼"	⅛"	***69S8X4***	10
¼"	¼"	***69S8X8***	10
¼"	3/8"	***69S8X12***	10
⅜"	⅛"	***69S12X4***	10
⅜"	¼"	***69S12X8***	10
⅜"	⅜"	***69S12X12***	5
⅜"	½"	***69S12X16***	5
½"	⅜"	***69S16X12***	5
½"	½"	***69S16X16***	5

[1] UNF - Straight thread, supplied with gasket

Male Branch Tees

Tube OD	Male NPTF	*Forged Brass* Part #	Optional Qty
⅛"	⅛"	***724X4***	10
5/32"	⅛"	***725X4***	10
¼"	⅛"	***728X4***	10
¼"	¼"	***728X8***	5
⅜"	⅛"	***7212X4***	5
⅜"	¼"	***7212X8***	5
⅜"	⅜"	***7212X12***	5
½"	⅜"	***7216X12***	5

Union Tees

Tube OD	*Forged Brass* Part #	Optional Qty
⅛"	***644***	10
5/32"	***645***	10
3/16"	***646***	10
¼"	***648***	10
⅜"	***6412***	5
½"	***6416***	5

MURDOCK industrial | Sales@MurdockIndustrial.com www.HoseWarehouse.com | Phone: 330-535-7105 Fax: 330-535-1125 | Skype: MurdockIndustrial

Brass Push-In Fittings

Male Swivel Branch Tees

Tube OD	Male NPTF	*Forged Brass* Part #	Optional Qty
⅛"	⅛"	***72S4X4***	10
5/32"	⅛"	***72S5X4***	10
¼"	⅛"	***72S8X4***	10
¼"	¼"	***72S8X8***	5
⅜"	¼"	***72S12X8***	5
⅜"	⅜"	***72S12X12***	5
½"	⅜"	***72S16X12***	5
½"	½"	***72S16X16***	5

Male Run Tees

Tube OD	Male NPTF	*Forged Brass* Part #	Optional Qty
⅛"	⅛"	***714X4***	10
5/32"	⅛"	***715X4***	10
¼"	⅛"	***718X4***	10
¼"	¼"	***718X8***	5
⅜"	⅛"	***7112X4***	5
⅜"	¼"	***7112X8***	5
⅜"	⅜"	***7112X12***	5
½"	⅜"	***7116X12***	5

Male Swivel Run Tees

Tube OD	Male NPTF	*Forged Brass* Part #	Optional Qty
⅛"	⅛"	***71S4X4***	10
5/32"	10-32 [1]	***71S5X10***	10
5/32"	⅛"	***71S5X4***	5
¼"	⅛"	***71S8X4***	5
¼"	¼"	***71S8X8***	5
⅜"	¼"	***71S12X8***	5
⅜"	⅜"	***71S12X12***	5
½"	⅜"	***71S16X12***	5
½"	½"	***71S16X16***	5

[1] UNF - Straight thread, supplied with gasket.

MURDOCK industrial | Sales@MurdockIndustrial.com www.HoseWarehouse.com | Phone: 330-535-7105 Fax: 330-535-1125 | Skype: MurdockIndustrial

Stainless Steel Legris Push-In Fittings

Applications:
Suitable for many industries such as: chemical, food, packaging and medical.

Features:
- temperature range: **-4°F** to **245°F (-20°C** to **118°C)**
- maximum operating pressure: **290 PSI**
- vacuum capability: 28" HG
- *Maximum circuit pressure depends equally on the type and diameter of the tube used.*
- materials conforming to FDA and 1934/2004 CE standards

Compatible with a range of tubes:
- semi-rigid nylon tube
- flexible polyurethane tube
- low density polyethylene
- PTFE tube FEP 140
- stainless steel and copper tube (when grooved)

Materials of Construction:
- body - AISI 316 stainless steel
- backup washer - 316L stainless steel
- collet - 303L stainless steel
- seal - FKM O-ring
- Thread sealant does not come pre-applied on male threads, allowing the appropriate sealant for the application to be applied by the user.
- silicone free

Straight Male Connectors



Tube OD	Male NPT	*Stainless Steel* Part #	Pkg Qty
¼"	⅛"	***38055611***	10
¼"	¼"	***38055614***	10
⅜"	¼"	***38056014***	10
⅜"	⅜"	***38056018***	10
½"	⅜"	***38056218***	10
½"	½"	***38056222***	10

- internal hex allows ease of assembly in tight places

Unions

Tube OD	*Stainless Steel* Part #	Pkg Qty
¼"	***38065600***	10
⅜"	***38066000***	10
½"	***38066200***	10

Bulkhead Connectors Unions

Tube OD	*Stainless Steel* Part #	Pkg Qty
¼"	***38165600***	10
⅜"	***38166000***	10
½"	***38166200***	10

MURDOCK industrial | Sales@MurdockIndustrial.com www.HoseWarehouse.com | Phone: 330-535-7105 Fax: 330-535-1125 | Skype: MurdockIndustrial

Stainless Steel Legris Push-In Fittings

Male Elbows

Tube OD	Male NPT	*Stainless Steel* Part #	Pkg Qty
¼"	⅛"	***38895611***	10
¼"	¼"	***38895614***	10
⅜"	¼"	***38896014***	10
⅜"	⅜"	***38896018***	10
½"	⅜"	***38896218***	10
½"	½"	***38896222***	10

- body is orientable for positioning purposes

Equal Elbow Unions

Tube OD	*Stainless Steel* Part #	Pkg Qty
¼"	***38025600***	10

Union Tees

Tube OD	*Stainless Steel* Part #	Pkg Qty
¼"	***38045600***	10
⅜"	***38046000***	10
½"	***38046200***	10

MURDOCK industrial | Sales@MurdockIndustrial.com www.HoseWarehouse.com | Phone: 330-535-7105 Fax: 330-535-1125 | Skype: MurdockIndustrial

Nickel-Plated Brass Legris Push-In Fittings

Applications:
- Push-to-connect forged fittings are nickel plated and have an FKM seal making them suitable to use with liquids and gaseous fluids.
- Fittings are plated with a high phosphorous FDA nickel plate allowing them to be used in applications where exposure to harsh environments is present.
- applications include: food industry, packaging, robotics, pulp and paper and wash down

Features:
- FDA compliant
- temperature range: **-4°F** to **302°F (-20°C** to **150°C)**
- pressure range: up to **435 PSI**
- vacuum capability: 28" HG *maximum circuit pressure depends on media, temperature and diameter of tube used)*
- full flow
- excellent resistance to abrasion and corrosion
- silicone free
- available in fractional and metric sizes

Construction:
- body: high phosphorous FDA nickel plated brass
- back-up washer: high phosphorous FDA nickel plated brass
- collet: high phosphorous FDA nickel plated brass
- O-ring: FKM fluoroelastomer conforming to FDA standards
- base: high phosphorous FDA nickel plated brass
- thread sealant is intentionally left off product so the appropriate sealant for the application can be applied

Male Connectors

Tube OD	Male NPT	*Nickel-plated Brass* Part #	Optional Qty
5/32"	10-32 [1]	***36010420***	10
5/32"	⅛"	***36750411***	10
5/32"	¼"	***36750414***	10
¼"	10-32 [1]	***36015620***	10
¼"	⅛"	***36755611***	10
¼"	¼"	***36755614***	10
¼"	⅜"	***36755618***	10
⅜"	⅛"	***36756011***	10
⅜"	¼"	***36756014***	10
⅜"	⅜"	***36756018***	10
⅜"	½"	***36756022***	10
½"	⅜"	***36756218***	10
½"	½"	***36756222***	10

[1] UNF - Straight thread, supplied with gasket and plastic button

Female Connectors

Tube OD	Female NPT	*Nickel-plated Brass* Part #	Optional Qty
5/32"	¼"	***36150414***	10
¼"	⅛"	***36155611***	10
¼"	¼"	***36155614***	10
⅜"	¼"	***36156014***	10
⅜"	⅜"	***36156018***	10
½"	⅜"	***36156218***	10
½"	½"	***36156222***	10

Equal Unions

Tube OD	*Nickel-plated Brass* Part #	Optional Qty
5/32"	***36060400***	10
¼"	***36065600***	10
⅜"	***36066000***	10
½"	***36066200***	10

MURDOCK industrial | Sales@MurdockIndustrial.com www.HoseWarehouse.com | Phone: 330-535-7105 Fax: 330-535-1125 | Skype: MurdockIndustrial

Nickel-Plated Brass Legris Push-In Fittings

Union Elbows

Tube OD	*Nickel-plated Brass* Part #	Optional Qty
5/32"	***36020400***	10
¼"	***36025600***	10
⅜"	***36026000***	10
½"	***36026200***	10

Male Elbows

Tube OD	Male NPT	*Nickel-plated Brass* Part #	Optional Qty
5/32"	10-32 [1]	***36990420***	10
5/32"	⅛"	***36090411***	10
5/32"	¼"	***36090414***	10
¼"	⅛"	***36095611***	10
¼"	¼"	***36095614***	10
¼"	⅜"	***36095618***	10
⅜"	¼"	***36096014***	10
⅜"	⅜"	***36096018***	10
⅜"	½"	***36096022***	10
½"	½"	***36096222***	10

[1] UNF - Straight thread, supplied with gasket and plastic button

- body is orientable for positioning purposes

Union Tees

Tube OD	*Nickel-plated Brass* Part #	Optional Qty
5/32"	***36040400***	10
¼"	***36045600***	10
⅜"	***36046000***	10
½"	***36046200***	10

Male Run Tees

Tube OD	Male NPT	*Nickel-plated Brass* Part #	Optional Qty
5/32"	10-32 [1]	***36930420***	10
5/32"	⅛"	***36030411***	10
5/32"	¼"	***36030414***	10
¼"	⅛"	***36035611***	10
¼"	¼"	***36035614***	10
¼"	⅜"	***36035618***	10
⅜"	¼"	***36036014***	10
⅜"	⅜"	***36036018***	10

[1] UNF - Straight thread, supplied with gasket and plastic button

- body is orientable for positioning purposes

MURDOCK industrial | Sales@MurdockIndustrial.com www.HoseWarehouse.com | Phone: 330-535-7105 Fax: 330-535-1125 | Skype: MurdockIndustrial

Nylon/Nickel-Plated Brass Legris Push-In Fittings

Features:

- materials: nickel-plated brass threads; black body is glass-filled nylon; Buna-N D seal; polypropylene release button; silicone free
- positive seal: sealing and holding is accomplished instantaneously
- reusable: connect and disconnect numerous times
- full flow: fitting seals on outside diameter of tubing
- pre-applied thread sealant on all tapered male pipe threads
- compatible tubing: semi-rigid nylon, polyurethane and polyethylene tube
- working pressure: **290 PSI** at ambient temperature.
- *Maximum circuit pressure depends equally on the type and diameter of the tube used.*
- temperature range: **-4°F** to **175°F (-20°C to 79°C)**
- vacuum capability: vacuum of 28" Hg (99% vacuum)

Quick Connect and Disconnect:

- To connect, simply push tubing in.
- To disconnect, press the release ring towards the fitting and pull tubing out.
- No tools required.

Gripping Ring Technology

Male Connectors

Tube OD	Male NPT	*Nylon / Nickel-plated Brass* Part #	Optional Qty
⅛"	1/16"	***31755308***	10
⅛"	⅛"	***31755311***	10
⅛"	¼"	***31755314***	10
5/32"	⅛"	***31750411***	10
5/32"	¼"	***31750414***	10
¼"	⅛"	***31755611***	10
¼"	¼"	***31755614***	10
¼"	⅜"	***31755618***	10
5/16"	⅛"	***31750811***	10
5/16"	¼"	***31750814***	10
5/16"	⅜"	***31750818***	10
⅜"	⅛"	***31756011***	10
⅜"	¼"	***31756014***	10
⅜"	⅜"	***31756018***	10
⅜"	½"	***31756022***	10
½"	¼"	***31756214***	10
½"	⅜"	***31756218***	10
½"	½"	***31756222***	10



Female Connectors

Tube OD	Female NPT	*Nylon / Nickel-plated Brass* Part #	Optional Qty
⅛"	⅛"	***30145311***	10
⅛"	¼"	***30145314***	10
5/32"	⅛"	***30140411***	10
5/32"	¼"	***30140414***	10
¼"	⅛"	***30145611***	10
¼"	¼"	***30145614***	10
5/16"	⅛"	***30140811***	10
5/16"	¼"	***30140814***	10
⅜"	⅛"	***30146011***	10
⅜"	¼"	***30146014***	10
⅜"	⅜"	***30146018***	10

Hybrid Male Connectors

Tube OD	Male BSPT	*Nylon / Nickel-plated Brass* Part #	Optional Qty
¼"	⅛"	***31755610***	10
¼"	¼"	***31755613***	10
⅜"	¼"	***31756013***	10

MURDOCK industrial | Sales@MurdockIndustrial.com www.HoseWarehouse.com | Phone: 330-535-7105 Fax: 330-535-1125 | Skype: MurdockIndustrial

Nylon/Nickel-Plated Brass Legris Push-In Fittings

Female Elbows

Tube OD	Female NPT	*Nylon / Nickel-Plated Brass* Part #	Optional Qty
1/8"	⅛"	***30095311***	10
5/32"	¼"	***30090414***	10
1/4"	⅛"	***30095611***	10
1/4"	¼"	***30095614***	10
5/16"	⅛"	***30090811***	10
5/16"	¼"	***30090814***	10
3/8"	¼"	***30096014***	10
1/2"	⅜"	***30096218***	10

Male Elbows

Tube OD	Male NPT	*Nylon / Nickel Plated Brass* Part #	Optional Qty
⅛"	10-32 [1]	***31095320***	10
⅛"	1/16"	***31095308***	10
⅛"	⅛"	***31095311***	10
⅛"	¼"	***31095314***	10
5/32"	10-32 [1]	***31090420***	10
5/32"	⅛"	***31090411***	10
5/32"	¼"	***31090414***	10
¼"	10-32 [1]	***31095620***	10
¼"	⅛"	***31095611***	10
¼"	¼	***31095614***	10
¼"	⅜"	***31095618***	10
5/16"	⅛"	***31090811***	10
5/16"	¼"	***31090814***	10
5/16"	⅜"	***31090818***	10
⅜"	⅛"	***31096011***	10
⅜"	¼"	***31096014***	10
⅜"	⅜"	***31096018***	10
⅜"	½"	***31096022***	10
½"	¼"	***31096214***	10
½"	⅜"	***31096218***	10
½"	½"	***31096222***	10

[1] UNF - Straight thread, supplied with gasket

- body is orientable for positioning purposes

45° Male Elbows

Tube OD	Male NPT	*Nylon / Nickel Plated Brass* Part #	Optional Qty
¼"	⅛"	***31135611***	10
¼"	¼"	***31135614***	10
⅜"	¼"	***31136014***	10
⅜"	⅜"	***31136018***	10

- body is orientable for positioning purposes

Extended Male Elbows

Tube OD	Male NPT	*Nylon / Nickel Plated Brass* Part #	Optional Qty
¼"	⅛"	***31295611***	10
¼"	¼"	***31295614***	10
⅜"	¼"	***31296014***	10
⅜"	⅜"	***31296018***	10

- body is orientable for positioning purposes

MURDOCK industrial | Sales@MurdockIndustrial.com www.HoseWarehouse.com | Phone: 330-535-7105 Fax: 330-535-1125 | Skype: MurdockIndustrial

Nylon/Nickel-Plated Brass Legris Push-In Fittings

Male Branch Tees

Tube OD	Male NPT	*Nylon / Nickel-Plated Brass* Part #	Optional Qty
⅛"	10-32 [1]	***31085320***	10
⅛"	⅛"	***31085311***	10
5/32"	10-32 [1]	***31080420***	10
5/32"	⅛"	***31080411***	10
5/32"	¼"	***31080414***	10
¼"	⅛"	***31085611***	10
¼"	¼"	***31085614***	10
¼"	⅜"	***31085618***	10
5/16"	⅛"	***31080811***	10
5/16"	¼"	***31080814***	10
5/16"	⅜"	***31080818***	10
⅜"	⅛"	***31086011***	10
⅜"	¼"	***31086014***	10
⅜"	⅜"	***31086018***	10
⅜"	½"	***31086022***	10
½"	¼"	***31086214***	10
½"	⅜"	***31086218***	10
½"	½"	***31086222***	10

[1] UNF - Straight thread, supplied with gasket
- body is orientable for positioning purposes

Male Run Tees

Tube OD	Male NPT	*Nylon / Nickel-Plated Brass* Part #	Optional Qty
1/8"	10-32 [1]	***31035320***	10
1/8"	1/16"	***31035308***	10
1/8"	1/8"	***31035311***	10
5/32"	10-32 [1]	***31030420***	10
5/32"	1/8"	***31030411***	10
5/32"	1/4"	***31030414***	10
1/4"	1/8"	***31035611***	10
1/4"	1/4"	***31035614***	10
1/4"	3/8"	***31035618***	10
5/16"	1/8"	***31030811***	10
5/16"	1/4"	***31030814***	10
3/8"	1/8"	***31036011***	10
3/8"	1/4"	***31036014***	10
3/8"	3/8"	***31036018***	10
1/2"	1/4"	***31036214***	10
1/2"	3/8"	***31036218***	10
1/2"	1/2"	***31036222***	10

[1] UNF - Straight thread, supplied with gasket
- body is orientable for positioning purposes

Push-In Male Wyes

Tube OD	Male NPT	*Nylon / Nickel Plated Brass* Part #	Optional Qty
5/32"	⅛"	***31480411***	10
5/32"	¼"	***31480414***	10
1/4"	⅛"	***31485611***	10
1/4"	¼"	***31485614***	10

- body is orientable for positioning purposes

MURDOCK industrial | Sales@MurdockIndustrial.com www.HoseWarehouse.com | Phone: 330-535-7105 Fax: 330-535-1125 | Skype: MurdockIndustrial

Nylon Legris Push-In Fittings

Unions

Tube OD	*Nylon* Part #	Optional Qty
⅛"	***31065300***	10
5/32"	***31060400***	10
¼"	***31065600***	10
5/16"	***31060800***	10
⅜"	***31066000***	10
½"	***31066200***	10

Bulkhead Unions

Tube OD	*Nylon* Part #	Optional Qty
⅛"	***31165300***	10
5/32"	***31160400***	10
¼"	***31165600***	10
5/16"	***31160800***	10
⅜"	***31166000***	10
½"	***31166200***	10

Union Elbows

Tube OD	*Nylon* Part #	Optional Qty
⅛"	***31025300***	10
5/32"	***31020400***	10
¼"	***31025600***	10
5/16"	***31020800***	10
⅜"	***31026000***	10
½"	***31026200***	10

Plugs

Tube OD	*Plastic* Part #	Optional Qty
1/8"	***31265300***	10
5/32"	***31260400***	10
1/4"	***31265600***	10
5/16"	***31260800***	10
3/8"	***31266000***	10
1/2"	***31266200***	10

Union Tees

Tube OD	*Nylon* Part #	Optional Qty
1/8"	***31045300***	10
5/32"	***31040400***	10
1/4"	***31045600***	10
5/16"	***31040800***	10
3/8"	***31046000***	10
1/2"	***31046200***	10

Tube Wyes

Tube OD	*Nylon* Part #	Optional Qty
1/8"	***31405300***	10
5/32"	***31400400***	10
1/4"	***31405600***	10
5/16"	***31400800***	10
3/8"	***31406000***	10

MURDOCK industrial | Sales@MurdockIndustrial.com www.HoseWarehouse.com | Phone: 330-535-7105 Fax: 330-535-1125 | Skype: MurdockIndustrial

Nylon / Nickel-Plated Brass Legris Push-In Fitting Kit

Features:
- kit includes plastic case with threaded connectors, threaded elbows and several tube to tube connector configurations found on pages 350 to 353
- a tubing cutter is also included

Part #
TFK

Kit contains the following parts:

Part #	Qty	Description
31755311	10	tube to male NPT connector
31750411	10	tube to male NPT connector
31755611	10	tube to male NPT connector
31755614	10	tube to male NPT connector
31756014	5	tube to male NPT connector
31756018	5	tube to male NPT connector
31090411	10	tube to male NPT elbow
31095611	10	tube to male NPT elbow
31095614	10	tube to male NPT elbow
31096011	5	tube to male NPT elbow
31096014	5	tube to male NPT elbow
31096018	5	tube to male NPT elbow
31060400	10	tube to tube union
31065600	10	tube to tube union
31066000	5	tube to tube union
31400400	10	Y connector
31405600	10	Y connector
31406000	5	Y connector
31040400	10	tube to tube union tee
31045600	5	tube to tube union tee
31046000	5	tube to tube union tee
30007100	1	tubing cutter

Legris Modular Manifolds

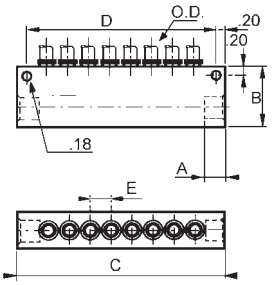

Feature:
- manifold with push to connect ports

OD	NPT Size	Number of Outlets	Dimensions					Part #
			A	B	C	D	E	
¼"	¼"	8	.55	1.30	4.92	4.53	.50	***33155614***

MURDOCK industrial | Sales@MurdockIndustrial.com www.HoseWarehouse.com | Phone: 330-535-7105 Fax: 330-535-1125 | Skype: MurdockIndustrial

Legris Composite Mini Ball Valves

Application:
- valves enable in-line opening and closing of a pneumatic circuit

Features:
- 2-way, non-venting valve
- compact and lightweight, suited to all types of installation
- suitable fluid: compressed air
- maximum operating pressure: **145 PSI**
- vacuum rating: vacuum of 28" Hg (99% of vacuum)
- temperature range: **-4°F** to **175°F (-20°C** to **79°C)**
- nylon body with nickel-plated brass ball
- a screwdriver slot allows opening and closing even when access is difficult
- handle is differentiated by a blue color and marked with the corresponding pneumatic symbol enabling immediate identification by the user

Size	Part #
5/32"	***79100400***
¼"	***79105600***
5/16"	***79100800***
⅜"	***79106000***

Legris Quick Exhaust Valves

Application:
- can be used with all pneumatic equipment

Features:
- increases system efficiency and the speed of a cylinder by purging cylinder air at the cylinder port rather than the control valve
- pressure range: **10 PSI** to **150 PSI**
- temperature range: **0°F** to **160°F (-17°C** to **71°C)**
- body: nickel-plated brass
- piston: polyurethane
- seals: nylon



NPT Thread	Part #
⅛"	***79821111***
¼"	***79821414***
⅜"	***79821818***
½"	***79822222***

Legris Compact Flow Control Valves

Features:
- Valves control the speed of a cylinder by regulating air exhaust. Intake air flows freely through the flow control and exhaust air is metered out through a specially designed fine adjustment screw.
- push-to connect, meter out flow control, one-piece design
- body: nylon
- control pressure range: **15 PSI** to **145 PSI**
- temperature range: **32°F** to **158°F (0°C** to **70°C)**

Tube OD	NPT Size	Part #	Pkg Qty
5/32"	⅛"	***70650411***	10
¼"	⅛"	***70655611***	10
¼"	¼"	***70655614***	10
⅜"	¼"	***70656014***	10
⅜"	⅜"	***70656018***	10

MURDOCK industrial | Sales@MurdockIndustrial.com www.HoseWarehouse.com | Phone: 330-535-7105 Fax: 330-535-1125 | Skype: MurdockIndustrial

Legris Flow Control Valves

Miniature Exhaust

Features:
- Valves control the speed of a cylinder by regulating air exhaust. Intake air flows freely through the flow control and exhaust air is metered out through a specially designed fine adjustment screw.
- push-to connect, meter out flow control, one-piece design.
- body: nylon
- control pressure range: **15 PSI** to **145 PSI**
- temperature range: **30°F** to **158°F (-1°C** to **70°C)**

Tube OD	NPT Size	Part #	Pkg Qty
5/32"	10-32 [1]	***76600420***	10
5/32"	⅛"	***76650411***	10
¼"	10-32 [1]	***76605620***	10
¼"	⅛"	***76655611***	10
¼"	¼"	***76655614***	10

[1] UNF - Straight thread, supplied with gasket

In-Line

Application:
- used where cylinder access is difficult or another fitting is attached to the cylinder port

Features:
- working fluid: compressed air
- pressure range: **15 PSI** to **145 PSI**
- temperature range: **32°F** to **158°F (0°C** to **70°C)**
- stackable using the 2 joining clips supplied or panel mountable using existing holes
- body: nylon
- gripping ring: stainless steel
- adjustment screw: nickel-plated brass
- locking nut: nickel-plated brass

Tube OD	Part #	Pkg Qty
5/32"	***77700400***	10
¼"	***77705600***	10
3/8"	***77706000***	10
½"	***77706200***	10

Threaded In-Line

Features:
- intake air flows freely through the flow control; exhaust air is metered out through an adjustment screw
- arrow on the body of the valve indicates the direction of controlled flow
- may be installed as meter in or meter out devices
- unidirectional flow control valves
- working fluid: compressed air
- pressure range: **15 PSI** to **145 PSI**
- temperature range: **32°F** to **158°F (0°C** to **70°C)**
- body: nylon with nickel plated brass thread
- adjustment screw: nickel-plated brass
- locking nut: nickel-plated brass
- threads: nickel-plated brass

Female NPT	Part #
⅛"	***77751111***
¼"	***77751414***
⅜"	***77751818***
½"	***77752222***

MURDOCK industrial | Sales@MurdockIndustrial.com www.HoseWarehouse.com | Phone: 330-535-7105 Fax: 330-535-1125 | Skype: MurdockIndustrial

Legris Check Valves

Non-Return In-Line

Features:
- allows air to pass in one direction while blocking flow in the other direction, a pressure of more than 7 PSI will overcome the spring pressure and allow flow
- arrow indicates free flow direction
- body: nylon/nickel plated brass
- maximum operating pressure: **145 PSI** at ambient temperature **70°F (21°C)**

Tube OD	Part #	Pkg Qty
5/32"	***79960400***	10
6mm	***79960600***	10
¼"	***79965600***	10
5/16"	***79960800***	10

In-Line

Application:
- suitable as a safety item in compressed air circuits

Features:
- compact, lightweight design meter out check valves
- allows air to pass in one direction while blocking flow in the other direction
- arrow on body of the fitting indicates direction of flow, a pressure of more than 7 PSI will overcome spring pressure keeping the valve closed, thus allowing the passage of air
- pressure range: **15 PS**I to **145 PSI** at ambient temperature **70°F (21°C)**
- body: nylon with nickel plated brass base
- pre-applied thread sealant on tapered threads

Tube OD	NPT Size	Part #
5/32"	10-32 [1]	***79940420***
5/32"	⅛"	***79950411***
¼"	⅛"	***79955611***
¼"	¼"	***79955614***
⅜"	¼"	***79956014***
⅜"	⅜"	***79956018***

[1] UNF - Straight thread, supplied with gasket

Uni-Directional

Features:
- blocks the fluid passage when the pressure differential is lower than 3.6 PSI
- pressure range: **7 PSI** to **580 PSI**
- temperature range: **-4°F** to **356°F (-20°** to **180°C)**
- body: 316L stainless steel
- shut-off valve: 316L stainless steel
- return spring: 302 stainless steel
- seals: FKM

NPT Thread	Part #
⅛"	***48951111***
¼"	***48951414***
⅜"	***48951818***
½"	***48952222***

MURDOCK industrial | Sales@MurdockIndustrial.com www.HoseWarehouse.com | Phone: 330-535-7105 Fax: 330-535-1125 | Skype: MurdockIndustrial

Legris Metric Push-In Fittings

Features:
- materials: nickel-plated brass, black glass-filled nylon body, Buna-N D-seal, polypropylene release button, silicone free and nylon nickel plated brass or nylon
- positive seal: sealing and holding is accomplished instantaneously
- reusable: connect and disconnect numerous times
- full flow: fitting seals on outside diameter of tubing
- pressure rating: **290 PSI** at ambient temperature
- temperature range: **-4°F** to **175°F (-20°C** to **79°C)**
- pre-applied thread sealant on all tapered male pipe threads
- compatible tubing: semi-rigid nylon, polyurethane and polyethylene tube
- vacuum rating: vacuum of 28" Hg (99% vacuum)

Gripping Ring Technology

Quick Connect and Disconnect:
- to connect: simply push tubing in
- to disconnect: press the release ring towards the fitting and pull tubing out
- no tools required

Male BSPT Connectors

Tube OD	Male BSPT	*Nickel Plated Brass* Part #	Pkg Qty
4 mm	⅛"	***31750410***	10
4 mm	¼"	***31750413***	10
6 mm	⅛"	***31750610***	10
6 mm	¼"	***31750613***	10
8 mm	⅛"	***31750810***	10
8 mm	¼"	***31750813***	10
8 mm	⅜"	***31750817***	10
10 mm	¼"	***31751013***	10
10 mm	⅜"	***31751017***	10

- internal hex allows ease of assembly in tight places

Female BSPP Connectors



Tube OD	Female BSPP	*Nickel Plated Brass* Part #	Pkg Qty
4 mm	⅛"	***31140410***	10
4 mm	¼"	***31140413***	10
6 mm	⅛"	***31140610***	10
6 mm	¼"	***31140613***	10
8 mm	⅛"	***31140810***	10
8 mm	¼"	***31140813***	10

Male BSPT Elbows

Tube OD	Male BSPT	*Nylon / Nickel Plated Brass* Part #	Pkg Qty
4 mm	⅛"	***31090410***	10
4 mm	¼"	***31090413***	10
6 mm	⅛"	***31090610***	10
6 mm	¼"	***31090613***	10
8 mm	⅛"	***31090810***	10
8 mm	¼"	***31090813***	10
8 mm	⅜"	***31090817***	10
10 mm	¼"	***31091013***	10
10 mm	⅜"	***31091017***	10

- body is orientable for positioning purposes

MURDOCK industrial | Sales@MurdockIndustrial.com www.HoseWarehouse.com | Phone: 330-535-7105 Fax: 330-535-1125 | Skype: MurdockIndustrial

Legris Metric Push-In Fittings

Male Branch Tees

Tube OD	Male BSPT	*Nylon / Nickel Plated Brass* Part #	Pkg Qty
4 mm	⅛"	***31080410***	10
4 mm	¼"	***31080413***	10
6 mm	⅛"	***31080610***	10
6 mm	¼"	***31080613***	10
8 mm	⅛"	***31080810***	10
8 mm	¼"	***31080813***	10

- body is orientable for positioning purposes

Nylon Tubing

Features:
- translucent color
- resistant to fungus, abrasion, moisture and UV
- temperature range: **-60°F** to **200°F (-51°C to 93°C)**

Size OD	Size ID	Wall Thickness	Working Pressure @ 75°F (24°C)	Length	Part #
4 mm	2.7 mm	.65 mm	**350**	25 m	***1025P0400***
6 mm	4 mm	1 mm	**340**	25 m	***1025P0600***
8 mm	6 mm	1 mm	**250**	25 m	***1025P0800***

Tubing cutters sold on page 892

Male Threaded Connectors

Feature:
- internal hex allows ease of assembly in tight places

Tube OD	Male Thread	*Nickel Plated Brass* Part #	Pkg Qty
4 mm	M5	***31010419***	10
4 mm	⅛ BSPP	***31010410***	10
6 mm	M5	***31010619***	10
6 mm	⅛ BSPP	***31010610***	10
6 mm	¼ BSPP	***31010613***	10
8 mm	⅛ BSPP	***31010810***	10
8 mm	¼ BSPP	***31010813***	10
10 mm	¼ BSPP	***31011013***	10

Bulkhead Union

Tube OD	Tube OD	*Nylon* Part #	Pkg Qty
6 mm	6 mm	***31160600***	10

Unions

Tube OD	Tube OD	*Nylon* Part #	Pkg Qty
4 mm	6 mm	***31060406***	10
6 mm	6 mm	***31060600***	10
10 mm	10 mm	***31061000***	10

MURDOCK industrial | Sales@MurdockIndustrial.com www.HoseWarehouse.com | Phone: 330-535-7105 Fax: 330-535-1125 | Skype: MurdockIndustrial

Legris Metric Push-In Fittings

Male Elbows

Tube OD	Male Thread	*Nylon / Nickel Plated Brass* Part #	Pkg Qty
4 mm	M5	***31990419***	10
4 mm	⅛ BSPP	***31990410***	10
6 mm	M5	***31990619***	10
6 mm	⅛ BSPP	***31990610***	10
6 mm	¼ BSPP	***31990613***	10
8 mm	⅛ BSPP	***31990810***	10
8 mm	¼ BSPP	***31990813***	10
10 mm	¼ BSPP	***31991013***	10

- body is orientable for positioning purposes

Union Elbows

Tube OD	Tube OD	*Nylon* Part #	Pkg Qty
6 mm	6 mm	***31020600***	10
10 mm	10 mm	***31021000***	10

F

Union Tees

Tube OD	*Nylon* Part #	Pkg Qty
6 mm	***31040600***	10
10 mm	***31041000***	10

Y Connector

Tube OD	Tube OD	*Nylon* Part #	Pkg Qty
6 mm	6 mm	***31400600***	10

Plugs

Tube OD	Tube OD	*Plastic* Part #	Pkg Qty
6 mm	6 mm	***31260600***	10
10 mm	10 mm	***31261000***	10

MURDOCK industrial | Sales@MurdockIndustrial.com www.HoseWarehouse.com | Phone: 330-535-7105 Fax: 330-535-1125 | Skype: MurdockIndustrial

Safety Cables ..... 362 to 364
King Cable™ 362
Nylon King Cable™ 363
King™ safety whipsocks 364
King™ safety shackles 364
ASME air receiver manifold with King™ safety whipsock 364

Air Tanks and Manifolds ..... 365 to 367
ASME air receiver manifolds ..... 365 to 366
Manifolds ..... 366 to 367
Compressor Y 367
Lubricants 367

Blow guns ..... 371 to 375
Safety ..... 371 to 372
Non-Safety 373
Heavey duty 374
High volume 375

Tire pressure gauges 376

FRL's ..... 368 to 370, 377 to 434
In-line lubricators ..... 368 to 369
In-line filters 368, 369, 370
Non-repairable general purpose regulator 370
Wilkerson ..... 377 to 405
- Miniatures ..... 377 to 380
- Filters ..... 381 to 385
- Manual in-line desiccant dryer 386
- Regulators ..... 386 to 92
- Filter / regulator ..... 391 to 392
- Lubricators ..... 392 to 395
- Combination units ..... 395 to 399
- Exhaust mufflers 399
- Automatic drains 400
- Lockout valves 400
- Accessories and repair kits ..... 401 to 405
- Display 405

Series 1 ..... 406 to 427
- Display 406
- Miniatures ..... 406 to 408
- Filters ..... 409 to 411
- Regulators ..... 412 to 416
- Filter / regulators ..... 415 to 416
- Lubricators ..... 417 to 420
- Combination units 421
- Accessories and repair kits ..... 422 to 427

Watts ..... 428 to 434
- Filters 428
- Filter / regulators 429

FRL's (cont.) .... 368 to 370, 377 to 434
- Regulators 429, 430
- Lubricators 431
- Combination units 432
- Accessories and repair kits ..... 433 to 434

Gauges ..... 435 to 444
Dry ..... 435 to 438
Process 437
Panel builder 439
Contractor pressure 439
Compound 440
Vacuum 440
Liquid filled ..... 441 to 443
Welding 443
Digital 444
180° steam gauge siphon 444

Thermometers ..... 445 to 446
Bi-metal ..... 445 to 446
Magnetic surface mount 446
Threaded thermowell 446

Swivel Fittings 447
- Ball 447
- Push-on 447
- In-line 447
- Air tool swivel 447

Mufflers and Vents 448
- Breather Vents 448
- Conical muffler 448
- Speed control muffler 448

⚠WARNING

The constant vibration created by air tools, like air drills and pavement breakers, is destructive to air hose couplings, especially the quick-acting type. To provide protection against coupling breakage and related hazards, Dixon® recommends the use of a whip hose. To construct a whip hose, connect one end of a short (3' to 10') air hose to the air tool using a 3500 type steel nipple. Connect the other end of the hose to the air supply using the standard quick-acting coupling. The heat-treated 3500 nipple will withstand vibration far better than the standard coupling and provide a safer connection. The whip hose should remain permanently connected to the tool.

MURDOCK industrial | Sales@MurdockIndustrial.com www.HoseWarehouse.com | Phone: 330-535-7105 Fax: 330-535-1125 | Skype: MurdockIndustrial

King Cable™

Features:
- must be installed in the extended position (no slack)
- cable reaches across hose fittings to provide standby safety for hose
- spring-loaded loops in the cable ends open easily to pass over the couplings for a firm grip on the hose
- no tools needed - easy to install and remove
- cables shipped with safety restraint labels attached
- highly resistant to rust and corrosion
- hose-to-hose or hose-to-rigid outlet
- maximum operating pressure: **200 PSI**
- minimizes damage to equipment and injuries to operators in the event hose, couplings or clamps fail, or there is an accidental separation of the assembly

Materials:
- For WB1, WB3, WA2, WA4, WSR1, WSR3, WSR2, WSR4, WSR1C, WB1C, WSR1E:
  wire rope: galvanized carbon steel
  ferrules: aluminum
  springs: galvanized carbon steel
- For WB1SS, WA2SS, WSR1SS, WSR2SS:
  wire rope: 304 stainless steel
  ferrules: copper
  springs: 304 stainless steel
- For WA2B:
  wire rope: galvanized carbon steel
  ferrules: copper
  springs: galvanized carbon steel


incorrect installation


correct installation

Hose-to-Tool Service

hose end tool end

Hose ID	Cable	Length	Maximum Working Pressure (PSI)	*Steel* Part #	*Stainless Steel* Part #
½" - 1¼"	⅛"	20¼"	**200**	***WSR1***	***WSR1SS***
½" - 2"	3/16"	28"	**200**	***WSR3***	---
1½" - 3"	¼"	38"	**200**	***WSR2***	***WSR2SS***
4"	⅜"	44"	**200**	***WSR4***	---

Hose-to-Hose Service

hose end hose end

Hose ID	Cable	Length	Maximum Working Pressure (PSI)	*Steel* Part #	*Stainless Steel* Part #
½" - 1¼"	1/8"	20¼"	**200**	***WB1***	***WB1SS***
½" - 2"	3/16"	28"	**200**	***WB3***	---
1½" - 3"	1/4"	38"	**200**	***WA2***	***WA2SS***
4"	3/8"	44"	**200**	***WA4***	---

King Cable™ Options

WB1C - WB1 with safety clip and lanyard

WSR1E - WSR1E with stainless steel marine eye

Hose ID	Cable	Part #	Description	Max. Work. Press. PSI
½" - 1¼"	⅛"	***WSR1C***	WSR1 with safety clip and lanyard used to lock Air King™ couplings	**200**
½" - 1¼"	⅛"	***WB1C***	WB1 with safety clip and lanyard used to lock Air King™ couplings	**200**
½" - 1¼"	⅛"	***WSR1E***	WSR1 with stainless steel safety marine eye used to connect safety cable to a bolt on tool	**200**
1½" - 3"	¼"	***WA2B***	WA2 with bronze/copper ferrule for special environmental conditions	**200**

MURDOCK industrial | Sales@MurdockIndustrial.com www.HoseWarehouse.com | Phone: 330-535-7105 Fax: 330-535-1125 | Skype: MurdockIndustrial

Nylon King Cable™

Applications:
- pneumatic, hydraulic and water hoses

Features:
- strong, flexible nylon webbing
- superior corrosion and spark resistance over metal restraints
- rubber grommets securely choke eyes around hose
- must be installed in the extended position (no slack)
- shipped with labels detailing working pressures and safety instructions
- maximum working temperature: **200°F (93°C)**
- minimizes damage to equipment and injuries to operators in the event hose, couplings or clamps fail, or there is an accidental separation of the assembly
- contact Dixon at 888.226.4673 for additional options

Materials:
- strap: nylon
- grommets: rubber

Length	Recommended for use on the following hose inside diameters:								*Nylon* Part #
	¼"	½"	¾"	1"	2"	3"	4"	6"	
	Hose maximum working pressure (PSI) for above hose ID's								
30"	26,000	6,500	2,900	1,650	400	---	---	-	***WBN130***
40"	---	---	---	1,650	400	175	100	-	***WBN140***
30"	52,000	13,000	5,800	3,300	750	---	---	-	***WBN230***
64"	---	---	---	---	750	350	200	90	***WBN264***
44"	---	---	---	7,300	1,800	820	450	-	***WBN344***
64"	---	---	---	---	2,300	1,040	580	260	***WBN464***

MURDOCK industrial | Sales@MurdockIndustrial.com www.HoseWarehouse.com | Phone: 330-535-7105 Fax: 330-535-1125 | Skype: MurdockIndustrial

King™ Safety Whipsocks

KSW32

KSW40

Application:
- ideally suited for applications where the media being transferred is under higher working pressures such as air, water, hydraulic and slurry

Features:
- King™ Safety Whipsocks keep the hose under control in the event of a high-pressure hose assembly failure.
- dual anchor points secured beyond the fittings eliminate hose whip
- be sure the anchoring points are rated for the application
- galvanized steel woven stockings extend down the hose to grip securely over a larger area preventing whip, abrasion and wear
- securing both eye-to-rigid or eye-to-eye anchor points reduce whip in the event of a hose connection failure
- contact Dixon® with questions regarding working pressure, available options or custom configurations

Materials:
- wire rope: galvanized carbon steel
- ferrules: aluminum

Size	OD Range	Length	Max. Working Pressure PSI	Part #
⅜"	.315" - .5512"	15.75"	**5000**	***KSW06***
½"	.5512" - .7874"	21.65"	**3000**	***KSW08***
¾"	.7874" - 1.181"	25.20"	**2000**	***KSW12***
1"	1.181" - 1.575"	34.25"	**1500**	***KSW16***
1¼"	1.575" - 1.969"	38.19"	**1000**	***KSW20***
1½"	1.969" - 2.362"	49.21"	**700**	***KSW24***
2"	2.362" - 2.756"	51.18"	**1300**	***KSW32***
2½"	2.756" - 3.346"	53.15"	**800**	***KSW40***
3"	3.346" - 3.937"	72.44"	**750**	***KSW48***
3½"	3.937" - 4.724"	72.05"	**550**	***KSW56***
4"	4.724" - 5.512"	86.61"	**550**	***KSW64***
6"	5.512" - 7.087"	93.31"	**250**	***KSW96***

King™ Safety Shackles

Applications:
- 2 shackles are used to anchor the King™ Safety Whipsock
- securing both eyes to a rigid anchor point to reduce whip in the event of a hose or connection failure

Features:
- recommended bolt, nut, and cotter pin style shackle
- caution working load must be rated for the application

Size	Working Load	Fits KSW Eye	*Micro Alloy Steel* Part #
5/16"	¾ ton (1000 lbs)	KSW06-KSW12	***KSS04***
7/16"	1½ ton (3000 lbs)	KSW16-KSW40	***KSS06***
5/8"	3¼ ton (6000 lbs)	KSW48-KSW96	***KSS08***

ASME Air Receiver Manifold with King™ Safety Whipsock for Supply Hose

Features:
- built to ASME Code, National Board registered
- conforms to OSHA standards 1910.169 and 1926.306
- 7 gallon capacity
- painted supply orange
- all openings are female NPT thread
- working pressure: **200 PSI**
- includes ***KSW32*** 2" King™ Safety Whipsock for Air Supply Hose
- shackles included to attach King™ Safety Whipsock to frame

Qty	Part #
1	***1217AR-4AK-KSW***

MURDOCK industrial | Sales@MurdockIndustrial.com www.HoseWarehouse.com | Phone: 330-535-7105 Fax: 330-535-1125 | Skype: MurdockIndustrial

ASME Air Receiver Manifold

Features:

- built to ASME Code, National Board registered
- conforms to OSHA standards 1910.169 and 1926.306
- 7 gallon capacity
- painted safety orange
- all openings are female NPT thread
- working pressure: **200 PSI**

1217AR-4AK

1217AR-4FR

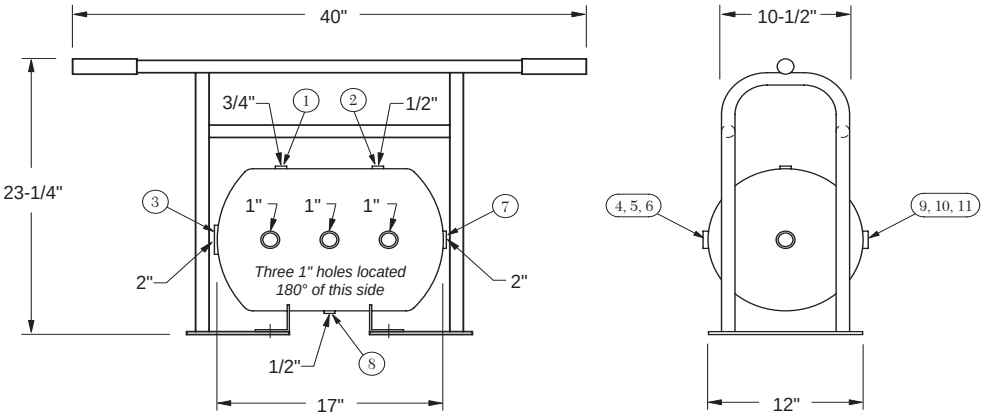

Dixon® 1217AR-4AK air receiver manifold assembly with Air King™ outlet ports includes the following components:

Part # / Locations	Qty	Description
1217AR-4	1	ASME compressed air receiver
1217FRAME	1	protective frame
Location 1	1	*3731204C* ¾" male x ¼" female hex bushing
	1	*GL345* 0-300 PSI gauge
Location 2	1	*3730804C* ½" male x ¼" female hex bushing
	1	*SV200* safety pop-off valve
Location 3	1	*GM28* 2" male spud
	1	*B27SC* wing nut cap
Locations 4, 5, 6, 9, 10, 11	6	*HB1075G* 1" male x ¾" female bushings
	6	*3701212C* ¾" brass hex nipples
	6	*BBLV75* ball valves
	6	*SCVS6* safety shut-off valves
	6	*AM7* Air King™ universal couplings
Location 7	4	*SE45100* 45° street elbow (1 each in locations 4, 6, 9 and 11 only)
	1	*HB2075* 2" male x ¾" female bushing
	1	*3701212C* ¾" brass hex nipples
	1	*BBLV75* ball valve
	1	*SCVS6* safety shut-off valve
Location 8	1	*AM7* Air King™ universal coupling
	1	*3730804C* ½" male x ¼" female hex bushing
	1	*D04* ¼" drain cock
	---	Labor cost for assembly of complete unit
1217AR-4AK	1	7 gallon ASME compressed air receiver manifold complete assembly with Air King™
		Tank and Frame only
1217AR-4FR	1	7 gallon ASME compressed air receiver with frame only

MURDOCK industrial | Sales@MurdockIndustrial.com www.HoseWarehouse.com | Phone: 330-535-7105 Fax: 330-535-1125 | Skype: MurdockIndustrial

Pneumatic Accessories

ASME Air Receiver Manifold Assembly with Air King™ Fittings & Watts Filter

Application:
- Designed to remove compressed air contaminants such as water, compressor oil, dirt, pipe scale and water particles from the air supply at the point of entry into the ASME air receiver manifold.

Features:
- includes basic *1217AR-4AK* ASME manifold assembly
- *F602-16WJR* 2" auto drain filter with 26 ounce metal bowl and related plumbing installed on the inlet port of the ASME air receiver manifold
- air supply hose connects directly to *GM28* 2" male spud on the filter air inlet
- includes a *B27SC* wing nut cap with a chain

Hose Size	Thread	Part #
2"	¾"	***1217AR-4AKWF***

Bar Manifolds

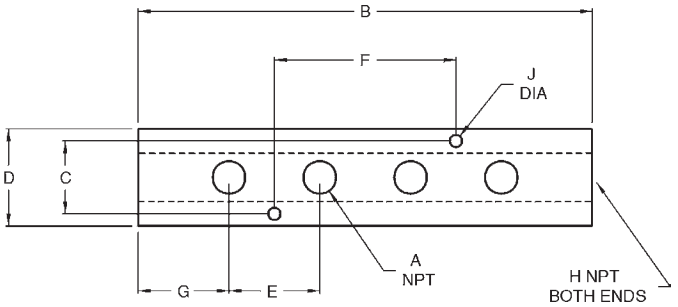

Features:
- can be mounted on a wall or work bench, safely distributing four hose lines to a work area
- maximum operating pressure: **300 PS**I at ambient temperature **70°F (21°C)**
- brass hex head plugs sold on page 367

Aluminum Part #	A	B	C	D	E	F	G	H	J
AMF32	¼"	7⅝"	⅞"	1¼"	1⅞"	3¾"	1"	⅜"	.20"
AMF42	¼"	7⅝"	1⅛"	1½"	1⅞"	3¾"	1"	½"	.20"
AMF43	⅜"	8"	1⅛"	1½"	2"	4"	1"	½"	.20"

3 in 1 Manifolds

Features:
- supplies 3 air operated tools from a single hose permitting use of air by more than one mechanic
- can be mounted to a pipe at workbench or overhead
- different tools in the shop use different styles of couplers, mount 3 different style couplers on one manifold

NPT Inlet (1)	NPT Outlets (3)	*Aluminum* Part #
¼"	¼"	***D3404***
⅜"	¼"	***D3406***
½"	¼"	***D3408***

MURDOCK industrial | Sales@MurdockIndustrial.com www.HoseWarehouse.com | Phone: 330-535-7105 Fax: 330-535-1125 | Skype: MurdockIndustrial

Flat Hex Manifolds

Feature:
- designed to lay flat on the floor, safely distributing three hose lines to the work area

NPT Inlet (1)	NPT Outlets (3)	*Brass* Part #
¼"	¼"	***3122***
⅜"	¼"	***3132***
⅜"	⅜"	***3133***

Compressor Y

Feature:
- converts a single supply source to a dual outlet

Female NPT Inlet (1)	Male NPT Outlets (2)	*Iron* Part #
1"	¾"	***Y10075***

Anti-Freeze Lubricants

Application:
- winter grade air tool lubricant prevents air line, air tool and in-line lubricator freeze-up

Features:
- can be poured directly into tool or used with air line lubricators
- minimum temperature **-45°F (-43°C)**

Size	Part #	Optional Qty
1 pint	***DATL016W***	12
1 gallon	***DATL128W***	4

pint

gallon

Air Tool Lubricants

Application:
- high grade lubricant prolongs the service life of air tools, cylinders and accessories

Features:
- #10 weight lubricant
- compound is superior in performance to ordinary lubricants
- prohibits rust and removes moisture as it lubricates
- non-corrosive, non-reactive and does not decompose
- easy pour spout helps prevent costly spills
- use with the in-line lubricators on page 368

Size	Part #	Optional Qty
1 pint	***DATL016***	12
1 gallon	***DATL128***	4

pint

gallon

MURDOCK industrial | Sales@MurdockIndustrial.com www.HoseWarehouse.com | Phone: 330-535-7105 Fax: 330-535-1125 | Skype: MurdockIndustrial

In-Line Lubricators

Features:

- protects portable or stationary air tools by efficiently oiling the tool mechanisms; each time an air tool is operated a fine mist of oil is injected into it along with the air from the compressor
- installation is recommended within 25' of the tool to be lubricated, refer to the arrow for proper air flow direction
- transparent sight disc allows visual inspection of oil level
- oil flow regulated by screwdriver screw adjustment, minimum flow rate is 30 SCFM
- not recommended for constant flow applications
- for reciprocating tools only
- type of oil to use: any petroleum-based, non-detergent light weight oil (SAE 10/150SSU) which will readily break up into a mist, i.e., Mobil DTE light or comparable oil, do not use any synthetic oil or oils containing additives or solvents
- see page 367 for air tool lubricant

NPT Size	Oil Capacity	Maximum Working Pressure at ambient temperature (70°F)	Air Flow at 70 PSI	*Aluminum* Part #
½"	1.4 fluid ozs.	**500 PSI**	30 SCFM	***PL300***
¾"	3.7 fluid ozs.	**200 PSI**	70 SCFM	***PL400***
¾"	11.0 fluid ozs.	**300 PSI**	70 SCFM	***PL400L***
1"	16.0 fluid ozs.	**250 PSI**	100 SCFM	***PL500***

Replacement Parts

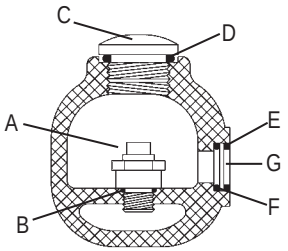

Description	Part #
(A) oil adjustment valve assembly	***851661***
(B) valve gasket	***452531***
(C) fill plug	***452525***
(D) fill plug O-ring	***700013-214***
(E) sight disk	***452532***
(F) sight disk seal	***700013-016***
(G) sight disk lock nut	***452533***

In-Line Air Filter

Features:

- protects small air tools, such as impact wrenches, nut runners, grinders and screwdrivers
- all-anodized, compact housing
- install directly before the air tool
- maximum operating pressure: **500 PSI**
- temperature range: **35°F** to **200°F (2°C** to **93°C)**
- air flow: 140 SCFM
- male x female configuration
- standard 40 micron element ensures minimum pressure drop
- elements can be replaced quickly

Male NPT	Overall Length	Diameter	*Aluminum* Part #
¾"	3-13/16"	1½"	***9076M***

MURDOCK industrial | Sales@MurdockIndustrial.com www.HoseWarehouse.com | Phone: 330-535-7105 Fax: 330-535-1125 | Skype: MurdockIndustrial

Disposable In-Line Nipple Filters

Features:
- for filtration of water, oil and air
- compact and lightweight
- can be installed at point of use
- shape element is conical rather than disc, providing a larger filtering flow and a true, uninterrupted axial flow
- maximum operating pressure: **300 PSI**
- temperature range: **35°F** to **300°F (2°C** to **148°C)**
- standard 40 micron element ensures minimum pressure drop

Male NPT	Overall Length	Hex	Air Flow	*Brass* Part #
¼"	1½"	9/16"	20 SCFM	***ASP3102-40***
½"	2"	7/8"	50 SCFM	***ASP3104-40***

In-Line Lubricator with Filter

Feature:
- consists of ***9076M*** particle filter with 40 micron sintered bronze element and ***PL400*** (3.7 ounce) or ***PL400L*** (11.0 ounce) lubricator

NPT Size	Oil Capacity	Max. Working Pressure at ambient temperature 70°F (21°C)	*Aluminum* Part #
¾"	3.7 fluid ozs.	**200 PSI**	***PL400WF***
¾"	11.0 fluid ozs.	**300 PSI**	***PL400LWF***

Mini In-Line Lubricators

Features:
- can be refilled under line pressure
- oil capacity: ¼ fluid ounce
- flow rating: 22 SCFM at 100 PSIG
- maximum operating pressure: **200 PSIG**
- maximum temperature: **150°F (66°C)**

Female NPT Inlet	Outlet	*Aluminum* Part #
¼"	¼" female NPT	***ML200***
¼"	¼" male NPT	***ML200M***
⅜"	⅜" male NPT	***ML300M***

MURDOCK industrial | Sales@MurdockIndustrial.com www.HoseWarehouse.com | Phone: 330-535-7105 Fax: 330-535-1125 | Skype: MurdockIndustrial

Pneumatic Accessories

Mini In-Line Filter

Features:
- either port may be used as an inlet port
- filter element rated at 5 microns
- flow rating: 17 SCFM inlet pressure at 100 PSIG
- maximum operating pressure: **200 PSIG**
  maximum temperature: **175°F (79°C)**

Female NPT	Male NPT	*Aluminum* Part #
¼"	¼"	***MF200***

Replacement Element

Description	Part #
with O-ring	***FRP-95-199***

Series 1 Non-Repairable General Purpose Regulators

Features:
- relieving piston allows reduction of downstream pressure when system is dead-ended
- reliable pressure regulation at air flows up to 13 SCFM
- left to right flow
- 5 to 125 PSIG outlet pressure adjustment range
- compact design and light weight construction
- wrench flats for easy installation
- supplied with a GC620 gauge

Female NPT	**With Gauge** Part #	**Without Gauge** Part #
¼"	***R46-200RG***	***R46-200R***

MURDOCK industrial | Sales@MurdockIndustrial.com www.HoseWarehouse.com | Phone: 330-535-7105 Fax: 330-535-1125 | Skype: MurdockIndustrial

Safety Blow Guns

Safety blow guns have a safety tip which prevents buildup of tip pressure in the event the outlet is obstructed or "dead ended". They comply with the requirements for OSHA 1910.242 (B) and 1910.95 when used on air lines of 150 PSI or less.

Features:
- design comfortably fits contour of the hand minimizing user fatigue
- ergonomic large lever with black vinyl grip allows for easy air flow activation
- ¼" female NPT inlet

Air Chief

The air chief safety blow gun is designed to conform to OSHA Standard 1910.242 (B) permitting a maximum of 30 PSI outlet pressure when dead ended based on a maximum of 150 PSI inlet pressure as well as OSHA Standard 1910.95 regulating occupational noise level exposure. *Safety glasses or shield must be worn when using any blow gun.*

Features:
- recessed internal slotted screw allows easy access to valve assembly for repairs or replacement
- chrome plated zinc die cast body, nickel plated steel lever, vinyl thumb grip, stainless steel spring, brass valve, Buna-N seals and nickel plated brass tip combine for superior corrosion resistance

Part #
D204-30

Premium

The premium safety blow gun is designed to conform to OSHA Standard 1910.242 (B) permitting a maximum of 30 PSI outlet pressure when dead ended based on a maximum of 150 PSI inlet pressure as well as OSHA Standard 1910.95 regulating occupational noise level exposure. *Safety glasses or shield must be worn when using any blow gun.*

Feature:
- zinc die cast body with a black powder coat finish, nickel plated steel lever, vinyl thumb grip, stainless steel spring, brass valve, Buna-N seals and nickel plated brass tip

Part #
D204-30P

Air Booster

The multiple holes in the safety booster tip of the safety air booster gun create a Venturi effect that increases air flow (working capacity) while still remaining compliant with OSHA Standard 1910.242 (B). *Safety glasses or shield must be worn when using any blow gun.*

Feature:
- chrome plated zinc die cast body, nickel plated steel lever, vinyl thumb grip, stainless steel spring, brass valve, Buna-N seals and nickel plated brass tip provide superior corrosion resistance

Part #
D204-30SB

MURDOCK industrial | Sales@MurdockIndustrial.com www.HoseWarehouse.com | Phone: 330-535-7105 Fax: 330-535-1125 | Skype: MurdockIndustrial

Pistol Grip

Features:
- conforms to US Department of Labor, OSHA Standard 1910.242 (B) allowing a maximum of 30 PSI outlet pressure at the nozzle when dead-ended
- conforms to US Department of Labor, OSHA Standard 1910.95 regulating noise level exposure
- contoured pistol-grip for safe, comfortable handling, even with greasy hands
- convenient hang-up hook
- ¼" female NPT inlet
- *Safety glasses or shield must be worn when using any blow gun.*

Part #
PG700

Extended Nozzle Pistol Grip

Features:
- conforms to US Dept. of Labor, OSHA Standard 1910.242 (B) allowing a maximum of 30 PSI outlet pressure at the nozzle when dead-ended
- conforms to US Dept. of Labor, OSHA Standard 1910.95 regulating noise level exposure
- slender 4" extended nozzle allows access to hard to reach places and holes as small as .200"
- variable output trigger enables user to control air flow
- hook design near trigger provides finger protection as well as easy storage
- lightweight to help minimize user fatigue.
- side holes allow air to escape if nozzle tip is dead-ended, thus preventing back pressure buildup
- pressure rating: **150 PSI**
- ¼" female NPT inlet
- *Safety glasses or shield must be worn when using any blow gun.*

Part #
ENBG1

Safety Tip

Features:
- ⅛" male NPT connection
- can be used with all Dixon® Air Chief lever operated blow guns as well as most blow guns from other manufacturers

Nickel Plated Brass Part #
SST10

Rubber Non-Safety Tip

Features:
- ⅛" male NPT connection
- can be used with all Dixon® Air Chief lever operated blow guns as well as most blow guns from other manufacturers

Rubber Coated Nickel Plated Brass Part #
D201RT

MURDOCK industrial | Sales@MurdockIndustrial.com www.HoseWarehouse.com | Phone: 330-535-7105 Fax: 330-535-1125 | Skype: MurdockIndustrial

Non-Safety Blow Gun

Non-Safety blow guns **do not** have a safety by-pass to prevent buildup of tip pressure in the event of tip blockage. They may be used for cleaning purposes only if the air supply (inlet pressure) has been reduced to 30 PSI or less.

Features:

- designed to comfortably fit the contour of the hand, minimizing user fatigue
- ergonomic large lever with vinyl grip allows for easy air flow activation
- ¼" female NPT inlet

Brass Tip

The ventless, nickel-plated tip provides the most economical means of achieving a concentrated stream of air for many blow-off applications. All other components and design features are the same as our Air Chief safety blow gun (D204-30). *Must be used on air lines having a maximum regulated pressure of 30 PSI in order to comply with OSHA Standard 1910.242 (B). Safety glasses or shield must be worn when using any blow gun.*

Feature:

- chrome plated zinc die cast body, nickel plated steel lever, vinyl thumb grip, stainless steel spring, brass valve, Buna-N seals and ventless, nickel plated brass tip provide superior corrosion resistance

Part #
D605

Rubber Tip

The rubber tip will not scratch or mar delicate surfaces. The conical, rubber tip can also be used to create a seal between the blow gun and fluid lines (or any other opening). Base of the tip is nickel-plated brass for additional corrosion resistance. *Must be used on air lines having a maximum regulated pressure of 30 PSI in order to comply with OSHA Standard 1910.242 (B). Safety glasses or shield must be worn when using any blow gun.*

Feature:

- chrome plated zinc die cast body, nickel plated steel lever, vinyl thumb grip, stainless steel spring, brass valve, Buna-N seals and rubber tip with a nickel plated brass base provide superior corrosion resistance

Part #
D201

Extensions

Features:

- supplied with ⅛" male NPT connections
- allow easier access to blow-off applications in high or hard to reach places
- can be used with all Dixon® Air Chief lever operated blow guns as well as most blow guns from other manufacturers
- brass base with a rugged steel extension tube, all nickel plated

Size Extension	Part #
6"	***BGE6***
10"	***BGE10***
12"	***BGE12***
18"	***BGE18***
24"	***BGE24***

MURDOCK industrial | Sales@MurdockIndustrial.com www.HoseWarehouse.com | Phone: 330-535-7105 Fax: 330-535-1125 | Skype: MurdockIndustrial

Heavy Duty - **High Volume** Safety Blow Guns

Features:
- heavy duty - high volume safety blow guns
- requires high volume coupler and plug for optimum performance
- lightweight and ergonomic
- pistol grip / hanging hook handle
- made from high quality aluminum casting
- maximum operating pressure: **150 PSI**
- ¼" female NPT inlet
- *Safety glasses or shield must be worn when using any blow gun.*

Heavy Duty - **High Volume with** Safety Tip

HTBG6

Features:
- reduced to 30 PSI when tip is blocked
- The safety air booster blow gun has a safety tip which prevents buildup of tip pressure in the event the outlet obstructed or "dead ended". It complies with the requirements for OSHA 1910.242 (B) and 1910.95 when used on air lines of 150 PSI or less.

Description	Part #
gun with *no* extension	***HTBG***
gun with 6" extension	***HTBG6***
gun with 12" extension	***HTBG12***
gun with 24" extension	***HTBG24***
gun with 36" extension	***HTBG36***

Heavy Duty - **High Volume with Quiet Conical Tip**

Feature:
- 6.0 CFM

Description	Part #
gun with tip only	***HTBG-CT***

Accessories

HTBGC

Female NPT Inlet (1)	*Aluminum* Part #	*Brass* Part #
6" extension with safety tip	***HTBG6EXT***	---
12" extension with safety tip	***HTBG12EXT***	---
24" extension with safety tip	***HTBG24EXT***	---
36" extension with safety tip	***HTBG36EXT***	---
safety tip	***HTBGS***	---
conical tip	***HTBGC***	---
tip adapter	***HTBGA***	---
high flow female coupler	---	***2CJF2-B***
high flow male plug	---	***CJ2M2-B***

MURDOCK industrial | Sales@MurdockIndustrial.com www.HoseWarehouse.com | Phone: 330-535-7105 Fax: 330-535-1125 | Skype: MurdockIndustrial

High Volume Typhoon Blow Guns

Features:
- chrome plated aluminum body
- variable flow control
- ¼" female NPT inlet
- 34 CFM at 125 PSI
- Compliant with OSHA Standard 1910.242 (B). *Safety glasses or shield must be worn when using any blow gun.*

Description	Part #
gun with no extension	***TYP2501***
gun with 6" extension	***TYP2501-6***
gun with 12" extension	***TYP2501-12***
gun with 24" extension	***TYP2501-24***
gun with 36" extension	***TYP2501-36***

High Volume Cannon® Blow Gun

Application:
- designed for, but not limited to, outdoor use, ideal where a large air supply is available to move heavy, stubborn debris

Features:
- ¾" female NPT inlet
- minimum inlet pressure 90 PSI on ½" hose
- consumes 135 CFM at 100 PSI
- 48" long extension
- compliant with OSHA Standard 1910.242 (B)
- *Safety glasses or shield must be worn when using any blow gun.*

Part #
9000-48S

MURDOCK industrial | Sales@MurdockIndustrial.com www.HoseWarehouse.com | Phone: 330-535-7105 Fax: 330-535-1125 | Skype: MurdockIndustrial

Heavy Duty Tire Pressure Gauge



Features:
- 12" hose with swivel dual foot chuck inflator
- tapered chuck nut fits wheel cover holes on cars and light trucks
- calibrated in 2 PSI increments from **10** to **120 PSI**

Part #
D101

Passenger Car Tire Pressure Gauge

Features:
- 12" hose with straight-on chuck
- straight chuck nut fits wheel cover holes on cars and light trucks
- ideal for use on wells and reels
- calibrated in 2 PSI increments from **10** to **90 PSI**

Part #
D150

Professional Tire Pressure Gauge

Features:
- permanently lubricated
- easy to read, dual calibrated (PSI and kPa), four-sided nylon indicator bar
- body is made of chrome-plated brass, head is chrome-plated zinc
- pocket clip
- calibrated in 1 PSI increments from **5** to **45 PSI**

Part #
DFG5

Dual Foot Tire Pressure Gauges

Features:
- handy pocket clip
- calibrated in 2 PSI increments from **20** to **120 PSI**

Part #
DFG1

Features:
- heavy duty hang-up ring
- calibrated in 2 PSI increments from **10** to **150 PSI**

Part #
DFG2

Tire Inflator Chuck

Features:
- ball foot chuck
- for direct connection to live air only
- features a built-in shutoff valve (will not work on inflator gauges)
- ¼" NPT female thread
- maximum pressure is **150 PSI**

Brass Part #	Optional Qty
D104	10

MURDOCK industrial | Sales@MurdockIndustrial.com www.HoseWarehouse.com | Phone: 330-535-7105 Fax: 330-535-1125 | Skype: MurdockIndustrial

F03 Miniature Filters

transparent bowl

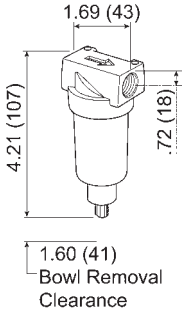

Features:
- excellent water removal efficiency
- 5 micron element
- .5 oz. bowl
- maximum operating conditions:
  - transparent bowl: **150 PSIG** (10.3 bar) and **32°F** to **125°F (0°C** to **52°C)**
  - metal bowl: **250 PSIG** (17.2 bar) and **32°F** to **175°F (0°C** to **80°C)**

Port Size	Flow (SCFM)	Transparent Bowl		Metal Bowl	
		Automatic Drain Part #	Manual Drain Part #	Automatic Drain Part #	Manual Drain Part #
⅛"	22	***F03-01A***	***F03-01M***	***F03-01AMB***	***F03-01MMB***
¼"	24	***F03-02A***	***F03-02M***	***F03-02AMB***	***F03-02MMB***

SCFM ratings at 90 PSIG inlet pressure.

F08 Miniature Filters

metal bowl

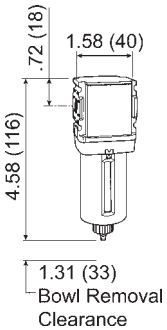

Features:
- 5 micron element
- .6 oz. bowl
- maximum operating conditions:
  - transparent bowl: **150 PSIG** (10.3 bar) and **32°F** to **125°F (0°C** to **52°C)**
  - metal bowl: **250 PSIG** (17.2 bar) and **32°F** to **150°F (0°C** to **65.5°C)**

Port Size	Flow (SCFM)	Transparent Bowl and Guard		Metal Bowl	
		Automatic Drain Part #	Manual Drain Part #	Automatic Drain Part #	Manual Drain Part #
¼"	50	***F08-02A***	***F08-02M***	***F08-02AMB***	***F08-02MMB***

See pages 401 to 405 for accessories.

SCFM ratings at 150 PSIG inlet pressure.

R03 Miniature Regulators

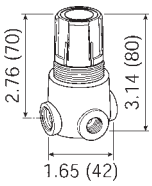

Features:
- 2-125 PSI adjusting range
- balanced valve design
- self-relieving standard
- non-rising push/pull locking adjustment knob
- two ⅛" NPT gauge ports standard on models without gauge, one ⅛" NPT gauge port standard
  on models with gauge - can be used for additional outlet ports.
- models supplied without gauge use a GC620 gauge.
- panel mount nuts sold separately
- maximum operating conditions:
  300 PSIG (20.17 bar) and **32°F** to **125°F (0°C** to **52°C)**

Size	Flow (SCFM)	With Gauge Part #	Without Gauge Part #
⅛"	13	***R03-01RG***	***R03-01R***
¼"	15	***R03-02RG***	***R03-02R***

SCFM ratings at 100 PSIG inlet pressure.

See pages 401 to 405 for accessories.

FRL's are designed for air service only, unless otherwise indicated.

MURDOCK industrial | Sales@MurdockIndustrial.com www.HoseWarehouse.com | Phone: 330-535-7105 Fax: 330-535-1125 | Skype: MurdockIndustrial

R08 Miniature Regulators

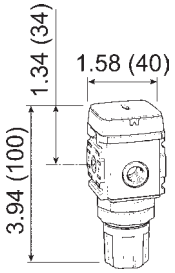

Features:
- 0-125 PSI adjusting range
- balanced valve design
- self-relieving standard
- non-rising push/pull locking adjustment knob
- two ⅛" NPT gauge ports standard on models without gauge, one ⅛" NPT gauge port standard on models with gauge - can be used for additional outlet ports.
- models with gauge are supplied with a 0-160 flush mount style gauge
- models supplied without gauge use a GC620 gauge.
- panel mount nuts sold separately
- maximum operating conditions:
  300 PSIG (20.7 bar) and **32°F** to **150°F (0°C** to **66°C)**

Size	Flow (SCFM)	**With Gauge** Part #	**Without Gauge** Part #
¼"	44	***R08-02RG***	***R08-02R***

SCFM ratings at 100 PSIG inlet pressure.

RB3 Miniature Water Regulators

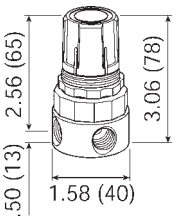

Features:
- 2-125 PSI adjusting range
- suitable for water and compressed air service
- brass construction - wetted parts
- non-relieving spring-loaded diaphragm
- panel mount nut included
- two ⅛" NPT gauge ports standard
- models supplied without gauge use a GC620 gauge
- maximum operating conditions:
  300 PSIG (20.7 bar) and **40°F** to **125°F (4°C** to **52°C)**

Size	Flow (SCFM)	**With Gauge** Part #	**Without Gauge** Part #
⅛"	11	***RB3-01RG***	***RB3-01R***
¼"	14	***RB3-02RG***	***RB3-02R***

SCFM ratings at 100 PSIG inlet pressure.

See pages 401 to 405 for accessories.

BB3 Miniature Filters / Regulators

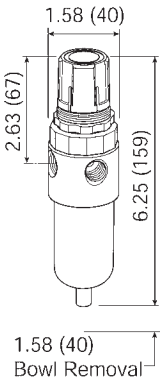

Features:
- 2-125 PSI adjusting range
- 5 micron element
- .5 oz. bowl
- self-relieving
- supplied with a GC620 gauge
- maximum operating conditions:
  - transparent bowl: **125 PSIG** (8.6 bar) and **40°F** to **125°F (4.4°C** to **52°C)**
  - metal bowl: **300 PSIG** (20.7 bar) and **40°F** to **125°F (4.4°C** to **52°C)**

Port Size	Flow (SCFM)	**Transparent Bowl**		**Metal Bowl**	
		Automatic Drain Part #	Manual Drain Part #	Automatic Drain Part #	Manual Drain Part #
⅛"	13	***BB3-01AG***	***BB3-01MG***	***BB3-01AGMB***	***BB3-01MGMB***
¼"	16	***BB3-02AG***	***BB3-02MG***	***BB3-02AGMB***	***BB3-02MGMB***

SCFM ratings at 150 PSIG inlet pressure.

⚠ FRL's are designed for air service only, unless otherwise indicated.

MURDOCK industrial | Sales@MurdockIndustrial.com www.HoseWarehouse.com | Phone: 330-535-7105 Fax: 330-535-1125 | Skype: MurdockIndustrial

B08 Miniature Filters / Regulators

Features:
- 0-125 PSI adjusting range
- 5 micron element
- .4 oz. bowl
- self-relieving
- supplied with a 0-160 PSI flush mount style gauge
- maximum operating conditions:
  - transparent bowl: **150 PSIG** (10.3 bar) and **32°F** to **125°F (0°C** to **52°C)**
  - metal bowl: **250 PSIG** (17.2 bar) and **32°F** to **150°F (0°C** to **65.5°C)**

Size	Flow (SCFM)	Transparent Bowl and Guard		Metal Bowl	
		Automatic Drain Part #	Manual Drain Part #	Automatic Drain Part #	Manual Drain Part #
¼"	42	***B08-02AG***	***B08-02MG***	***B08-02AGMB***	***B08-02MGMB***



See pages 401 to 405 for accessories.

SCFM ratings at 100 PSIG inlet pressure.

L03 Miniature Lubricators

Features:
- 1 oz. bowl
- adjustable oil feed
- full view sight dome
- ***Do not fill under pressure. Air supply must be turned off and pressure bled from unit prior to adding oil.***
- maximum operating conditions:
  - transparent bowl: **150 PSIG** (10.3 bar) and **32°F** to **125°F (0°C** to **52°C)**
  - metal bowl: **250 PSIG** (17.2 bar) and **32°F** to **175°F (0°C** to **80°C)**

Size	Flow (SCFM)	Transparent Bowl Part #	Metal Bowl Part #
⅛"	20	***L03-01A***	***L03-01AMB***
¼"	20	***L03-02A***	***L03-02AMB***



SCFM ratings at 90 PSIG inlet pressure.

L08 Miniature Lubricators

Features:
- .6 oz. bowl
- adjustable oil feed
- full view sight dome
- fill under pressure design
- maximum operating conditions:
  - transparent bowl: **150 PSIG** (10.3 bar) and **32°F** to **125°F (0°C** to **52°C)**
  - metal bowl: **250 PSIG** (17.2 bar) and **32°F** to **150°F (0°C** to **65.5°C)**

Size	Flow (SCFM)	Transparent Bowl Part #	Metal Bowl Part #
¼"	57.5	***L08-02A***	***L08-02AMB***



See pages 401 to 405 for accessories.
See page 367 for air tool lubricant.

FRL's are designed for air service only, unless otherwise indicated.

SCFM ratings at 150 PSIG inlet pressure.

MURDOCK industrial | Sales@MurdockIndustrial.com www.HoseWarehouse.com | Phone: 330-535-7105 Fax: 330-535-1125 | Skype: MurdockIndustrial

Pneumatic Accessories

C03 Miniature Combination Units

transparent bowl

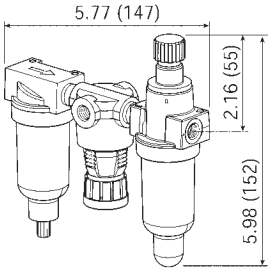

Features:
- maximum operating conditions:
  - transparent bowl: **150 PSIG** (10.3 bar) and **32°F** to **125°F (0°C** to **52°C)**
  - metal bowl: **250 PSIG** (17.2 bar) and **32°F** to **175°F (0°C** to **80°C)**
- Included components: (2) adapters

Filter series F03:
- 5 micron element
- .5 oz. bowl

Regulator series R03:
- 2-125 PSI adjusting range
- balanced valve design
- self-relieving
- supplied with a GC620 gauge
- can be mounted with knob in up or down position

Lubricator series L03:
- 1 oz. bowl
- adjustable oil feed
- full view sight dome

Size	Flow (SCFM)	Transparent Bowl and Guard		Metal Bowl	
		Automatic Drain Part #	Manual Drain Part #	Automatic Drain Part #	Manual Drain Part #
⅛"	20	***C03-01A***	***C03-01M***	***C03-01AMB***	***C03-01MMB***
¼"	20	***C03-02A***	***C03-02M***	***C03-02AMB***	***C03-02MMB***

SCFM ratings at 100 PSIG inlet pressure.

G

C08 Miniature Combination Units

metal bowl

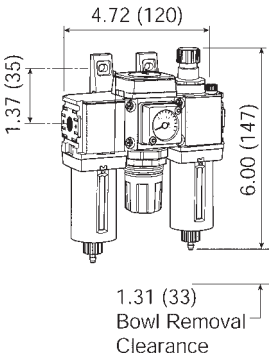

Features:
- maximum operating conditions:
  - transparent bowl: **150 PSIG** (10.3 bar) and **32°F** to **125°F (0°C** to **52°C)**
  - metal bowl: **250 PSIG** (17.2 bar) and **32°F** to **150°F (0°C** to **65.5°C)**
- Included components: (2) mounting brackets with joiner set

Filter series F08:
- 5 micron element
- .6 oz. bowl

Regulator series R08:
- 0-125 PSI adjusting range
- balanced valve design
- self-relieving
- supplied with a 0-160 PSI flush mount style gauge

Lubricator series L08:
- .6 oz. bowl
- adjustable oil feed
- full view sight dome

Size	Flow (SCFM)	Transparent Bowl and Guard		Metal Bowl	
		Automatic Drain Part #	Manual Drain Part #	Automatic Drain Part #	Manual Drain Part #
¼"	44	***C08-02A***	***C08-02M***	***C08-02AMB***	***C08-02MMB***

⚠ FRL's are designed for air service only, unless otherwise indicated.

SCFM ratings at 100 PSIG inlet pressure.

MURDOCK industrial | Sales@MurdockIndustrial.com www.HoseWarehouse.com | Phone: 330-535-7105 Fax: 330-535-1125 | Skype: MurdockIndustrial

F16 Compact Airline Filters

with guard

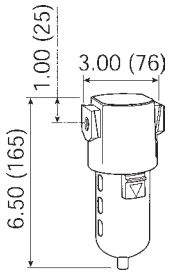

Features:
- 5 micron element
- 2.7 oz. bowl
- maximum operating conditions:
  - transparent bowl: **150 PSIG** (10.3 bar) and **32°F** to **125°F (0°C** to **52°C)**
  - metal bowl: **200 PSIG** (13.8 bar) and **32°F** to **150°F (0°C** to **65.5°C)**

Size	Flow (SCFM)	Transparent Bowl and Guard		Metal Bowl	
		Automatic Drain Part #	Manual Drain Part #	Automatic Drain Part #	Manual Drain Part #
¼"	63.0	***F16-02A***	***F16-02M***	***F16-02AMB***	***F16-02MMB***
⅜"	74.1	***F16-03A***	***F16-03M***	***F16-03AMB***	***F16-03MMB***
½"	80.4	***F16-04A***	***F16-04M***	***F16-04AMB***	***F16-04MMB***

F18 Compact Airline Filters

transparent bowl with guard

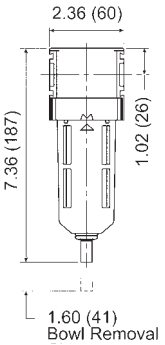

Features:
- high flow capacity
- 5 micron element
- 1.72 oz. bowl
- maximum operating conditions:
  - transparent bowl: **150 PSIG** (10.3 bar) and **32°F** to **125°F (0°C** to **52°C)**
  - metal bowl: **250 PSIG** (17.2 bar) and **32°F** to **150°F (0°C** to **65.5°C)**

Size	Flow (SCFM)	Transparent Bowl and Guard		Metal Bowl with Sight Glass	
		Automatic Drain Part #	Manual Drain Part #	Automatic Drain Part #	Manual Drain Part #
¼"	110	***F18-02A***	***F18-02M***	***F18-02AMB***	***F18-02MMB***
⅜"	120	***F18-03A***	***F18-03M***	***F18-03AMB***	***F18-03MMB***
½"	145	***F18-04A***	***F18-04M***	***F18-04AMB***	***F18-04MMB***

F26 Standard Airline Filters

with guard

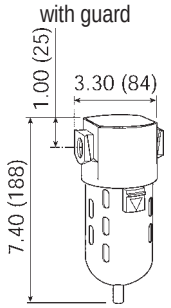

Features:
- 5 micron element
- 3.2 oz. bowl
- maximum operating conditions:
  - transparent bowl: **150 PSIG** (10.3 bar) and **32°F** to **125°F (0°C to 52°C)**
  - metal bowl: **200 PSIG** (13.8 bar) and **32°F** to **150°F (0°C** to **65.5°C)**

Size	Flow (SCFM)	Transparent Bowl and Guard		Metal Bowl with Sight Glass	
		Automatic Drain Part #	Manual Drain Part #	Automatic Drain Part #	Manual Drain Part #
¼"	81.3	***F26-02A***	***F26-02M***	***F26-02AMB***	***F26-02MMB***
⅜"	117.8	***F26-03A***	***F26-03M***	***F26-03AMB***	***F26-03MMB***
½"	149.8	***F26-04A***	***F26-04M***	***F26-04AMB***	***F26-04MMB***

See pages 401 to 405 for accessories.

FRL's are designed for air service only, unless otherwise indicated.

SCFM ratings at 150 PSIG inlet pressure.

MURDOCK industrial | Sales@MurdockIndustrial.com www.HoseWarehouse.com | Phone: 330-535-7105 Fax: 330-535-1125 | Skype: MurdockIndustrial

F28 Standard Airline Filters

with metal bowl

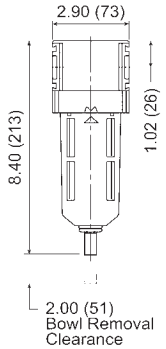

Features:
- high flow capacity
- 5 micron element
- 2.87 oz. bowl
- maximum operating conditions:
  - transparent bowl: **150 PSIG** (10.3 bar) and **32°F** to **125°F (0°C** to **52°C)**
  - metal bowl: **250 PSIG** (17.2 bar) and **32°F** to **150°F (0°C** to **65.5°C)**

Size	Flow (SCFM)	Transparent Bowl and Guard		Metal Bowl with Sight Glass	
		Automatic Drain Part #	Manual Drain Part #	Automatic Drain Part #	Manual Drain Part #
⅜"	144	***F28-03A***	***F28-03M***	***F28-03AMB***	***F28-03MMB***
½"	160	***F28-04A***	***F28-04M***	***F28-04AMB***	***F28-04MMB***
¾"	165	***F28-06A***	***F28-06M***	***F28-06AMB***	***F28-06MMB***

F30 Jumbo Airline Filters

with guard

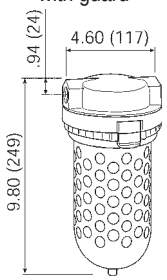

Features:
- 5 micron element
- 2 oz. bowl
- maximum operating conditions:
  - transparent bowl: **150 PSIG** (10.3 bar) and **32°F** to **125°F (0°C** to **52°C)**
  - metal bowl: **200 PSIG** (13.8 bar) and **32°F** to **150°F (0°C** to **65.5°C)**

Size	Flow (SCFM)	Transparent Bowl and Guard		Metal Bowl with Sight Glass	
		Automatic Drain Part #	Manual Drain Part #	Automatic Drain Part #	Manual Drain Part #
¾"	316	***F30-06A***	***F30-06M***	***F30-06AMB***	***F30-06MMB***
1"	323	***F30-08A***	***F30-08M***	***F30-08AMB***	***F30-08MMB***

F35 Jumbo Airline Filters

with metal bowl

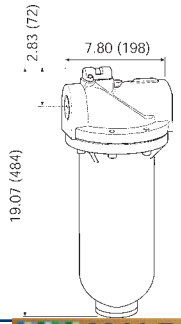

Features:
- 5 micron element
- 12.5 oz. bowl
- maximum operating conditions:
  - metal bowl: **150 PSIG** (10.3 bar) and **32°F** to **150°F (0°C** to **65.5°C)**

Size	Flow (SCFM)	Heavy Duty Metal Bowl	
		Automatic Drain Part #	Manual Drain Part #
1½"	1280	***F35-0BAMB***	***F35-0BMMB***
2"	1400	***F35-0CAMB***	***F35-0CMMB***

See pages 401 to 405 for accessories.

⚠ FRL's are designed for air service only, unless otherwise indicated.

SCFM ratings at 150 PSIG inlet pressure.

MURDOCK industrial | Sales@MurdockIndustrial.com www.HoseWarehouse.com | Phone: 330-535-7105 Fax: 330-535-1125 | Skype: MurdockIndustrial

M16 Compact Coalescing Filters

- removes extremely fine oil mists, oil aerosols and microscopic particles
- A standard airline filter should be installed as a pre-filter when using a coalescing filter.
- 0.5 micron type B and 0.003 micron type D elements are optional
- differential pressure indicator changes from green to red with pressure loss

with guard

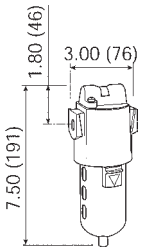

Features:
- 0.01 micron type C element
- 2.7 oz. bowl
- can be installed in modular system
- maximum operating conditions:
  150 PSIG (10.3 bar) and **32°F** to **125°F (0°C** to **52°C)**

Size	Flow (SCFM)	With Compact Transparent Bowl and Guard	
		Automatic Drain Part #	Manual Drain Part #
¼"	37.0	***M16-02A***	***M16-02M***
⅜"	44.7	***M16-03A***	***M16-03M***
½"	46.1	***M16-04A***	***M16-04M***

M18 Compact Coalescing Filters

with guard

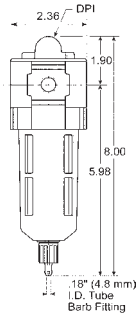

Features:
- high-efficiency removal of water, oil aerosols, and solid particulate contaminants down to 0.01 mg/m³ with minimum pressure drop
- modern design and appearance
- light weight
- high flow capacity
- 1.72 oz. bowl
- maximum operating conditions:
  150 PSIG (10.3 bar) and **32°F** to **125°F (0°C** to **52°C)**

Size	Flow (SCFM)	With Compact Transparent Bowl and Guard	
		Automatic Drain Part #	Manual Drain Part #
¼"	40.0	***M18-02A***	***M18-02M***
⅜"	44.0	***M18-03A***	***M18-03M***
½"	48.0	***M18-04A***	***M18-04M***

M26 Standard Coalescing Filters

with guard

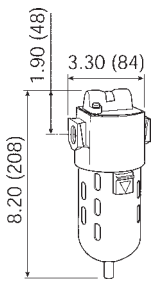

Features:
- 0.01 micron type C element
- 1.7 oz. bowl
- can be installed in modular system
- maximum operating conditions:
  150 PSIG (10.3 bar) and **32°F** to **125°F (0°C** to **52°C)**

Size	Flow (SCFM)	With Standard Transparent Bowl and Guard	
		Automatic Drain Part #	Manual Drain Part #
¼"	55.0	***M26-02A***	***M26-02M***
⅜"	65.5	***M26-03A***	***M26-03M***
½"	79.5	***M26-04A***	***M26-04M***

See pages 401 to 405 for accessories.

FRL's are designed for air service only, unless otherwise indicated.

SCFM ratings at 150 PSIG inlet pressure.

MURDOCK industrial | Sales@MurdockIndustrial.com www.HoseWarehouse.com | Phone: 330-535-7105 Fax: 330-535-1125 | Skype: MurdockIndustrial

M28 Standard Coalescing Filters

with guard

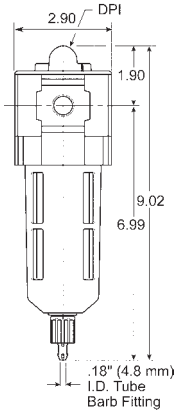

- removes extremely fine oil mists, oil aerosols and microscopic particles
- A standard airline filter should be installed as a pre-filter when using a coalescing filter.
- 2.87 micron type B and 0.003 micron type D elements are optional
- differential pressure indicator changes from green to red with pressure loss

Features:
- high-efficiency removal of water, oil aerosols, and solid particulate contaminants down to 0.01 mg/m³ with minimum pressure drop
- modern design and appearance
- light weight
- high flow capacity
- 6 oz. bowl
- maximum operating conditions:
  150 PSIG (10.3 bar) and **32°F** to **125°F (0°C** to **52°C)**

Size	Flow (SCFM)	Compact Transparent Bowl and Guard	
		Automatic Drain Part #	Manual Drain Part #
⅜"	82.0	***M28-03A***	***M28-03M***
½"	90.0	***M28-04A***	***M28-04M***
¾"	98.0	***M28-06A***	***M28-06M***

M30 Jumbo Coalescing Filters

with guard

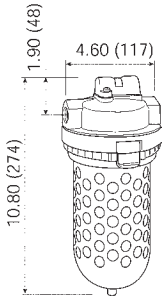

Features:
- 0.01 micron type C element
- 2 oz. bowl
- maximum operating conditions:
  150 PSIG (10.3 bar) and **32°F** to **125°F (0°C** to **52°C)**

Size	Flow (SCFM)	Jumbo Transparent Bowl and Guard
		Automatic Drain Part #
½"	123	***M30-04A***
¾"	173	***M30-06A***
1"	203	***M30-08A***

See pages 401 to 405 for accessories.

FRL's are designed for air service only, unless otherwise indicated.

SCFM ratings at 150 PSIG inlet pressure.

MURDOCK industrial | Sales@MurdockIndustrial.com www.HoseWarehouse.com | Phone: 330-535-7105 Fax: 330-535-1125 | Skype: MurdockIndustrial

M35 Heavy Duty Coalescing Filters

- for removal of extremely fine oil mists, oil aerosols and microscopic particles
- A standard airline filter should be installed as a pre-filter when using a coalescing filter.
- 1.0 micron type B1 and 0.003 micron type D elements are optional
- differential pressure indicator changes from green to red with pressure loss

M35-0CAMB

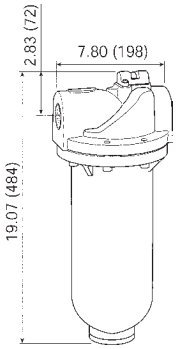

Features:
- 0.01 micron type C element
- 13.9 oz. bowl
- differential pressure indicator eliminates the guesswork of element placement
- maximum operating conditions:
  150 PSIG (10.3 bar) and **32°F** to **150°F (0°C** to **65.5°C)**

Size	Flow (SCFM)	Metal Bowl
		Automatic Drain Part #
1½"	710	***M35-0BAMB***
2"	710	***M35-0CAMB***

See pages 401 to 405 for accessories.

FRL's are designed for air service only, unless otherwise indicated.

SCFM ratings at 150 PSIG inlet pressure.

MURDOCK industrial | Sales@MurdockIndustrial.com www.HoseWarehouse.com | Phone: 330-535-7105 Fax: 330-535-1125 | Skype: MurdockIndustrial

X03 Manual In-Line Desiccant Dryers

with transparent bowl

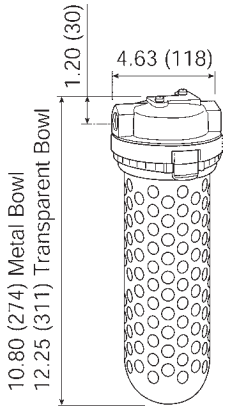

Applications:

- Manual air dryers are used to remove water vapor from compressed air systems, in applications such as paint spraying, laboratory instruments and small control air systems. Filtration for absorber type dryers is important to protect the desiccant bed from contamination. Cleaner incoming air will result in better performance, longer life and fewer service problems. To regenerate silica gel desiccant, it must be heated to at least **350°F (177°C)** for approximately 3 hours or until color has changed from pink to blue. Allow desiccant to cool to room temperature before pouring back into unit bowl.

An after-filter should be placed downstream from the desiccant dryer to ensure solid contaminants such as desiccant dust do not migrate downstream.

Features:

- will dry up to 4400 standard cubic feet of air
- desiccant; good for approximately 440 minutes at maximum continuous air flow before regeneration is required
- silica gel changes from blue to pink to indicate the need to replace or regenerate the desiccant
- slotted bowl guard for visual detection of color change
- no electrical connection necessary
- provides atmospheric dew point of **-45°F (-43°C)**with dry desiccant at **100 PSI** and **70°F (21°C)**
- maximum operating conditions:
  - transparent bowl: **150 PSIG** (10.3 bar) and **125°F (52°C)**
  - metal bowl: **150 PSIG** (10.3 bar) and **150°F (66°C)**

Size	Flow (SCFM)	**Transparent Bowl** Part #	**Metal Bowl** Part #
¼"	10	***X03-02***	***X03-02MB***

G

R21 Dial Air Regulators

Dial-air regulators feature a transparent, pressure-calibrated, non-rising adjustment dial for quick adjustment of secondary pressure. The full reduced pressure range can be dialed in less than 270° of dial rotation. This feature is particularly advantageous if secondary pressure must be changed frequently. Dial air regulators can be mounted in any position so dial face is always visible. All dial-air units have a slight constant air bleed.

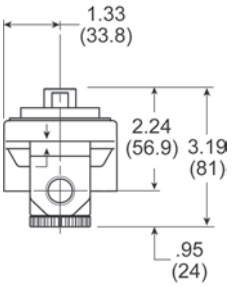

Features:

- 0-160 PSI adjusting range
- balanced valve design
- relieving type
- non-rising pressure adjusting dial
- piston operated
- two ¼" NPT gauge ports standard on models without gauge, one ¼" NPT gauge port standard on models with gauge - can be used for additional outlet ports.
- models supplied without gauge use a GC230 gauge
- maximum operating pressure: **300 PSIG** (20.7 bar)
- temperature range: **32°F** to **150°F (0°C** to **66°C)**

Size	Flow (SCFM)	**With Gauge** Part #	**Without Gauge** Part #
¼"	117	***R21-02RG***	***R21-02R***
⅜"	180	***R21-03RG***	***R21-03R***
½"	195	***R21-04RG***	***R21-04R***
¾"	220	***R21-06RG***	***R21-06R***

See pages 401 to 405 for accessories.

FRL's are designed for air service only, unless otherwise indicated.

SCFM ratings at 100 PSIG inlet pressure.

MURDOCK industrial | Sales@MurdockIndustrial.com www.HoseWarehouse.com | Phone: 330-535-7105 Fax: 330-535-1125 | Skype: MurdockIndustrial

R16 Compact Regulators

Features:
- 0-125 PSI adjusting range
- for 0-60 PSI range consult Dixon®
- self-relieving standard
- can be installed with the adjusting knob in any position
- To increase regulated pressure, pull adjusting knob up and turn clockwise. To reduce pressure, turn knob counter clockwise.
- two ¼" NPT gauge ports standard on models without gauge, one ¼" NPT gauge port standard on models with gauge - can be used for additional outlet ports
- models supplied without gauge use a GC230 gauge
- maximum operating conditions:
  300 PSIG (20.7 bar) and **32°F** to **150°F (0°C**to **66°C)**

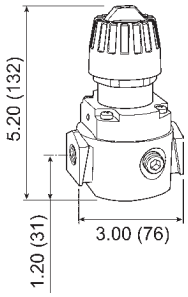

Size	Flow (SCFM)	**With Gauge** Part #	**Without Gauge** Part #
¼"	71.5	***R16-02RG***	***R16-02R***
⅜"	80.5	***R16-03RG***	***R16-03R***
½"	88.0	***R16-04RG***	***R16-04R***

R16 High Pressure Compact Regulators

Features:
- 0-250 PSI adjusting range
- self-relieving standard
- non-rising push/pull locking adjustment knob
- panel mount nut standard
- excellent flow characteristics
- can be installed with the adjusting knob in any position
- two ¼" NPT gauge ports standard on models without gauge, one ¼" NPT gauge port standard on models with gauge - can be used for additional outlet ports
- models supplied without gauge use a GC240 gauge
- maximum operating conditions:
  300 PSIG (20.7 bar) and **32°F** to **150°F (0°C** to **66°C)**

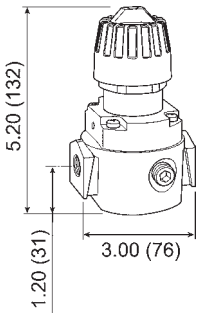

Size	Flow (SCFM)	**With Gauge** Part #	**Without Gauge** Part #
¼"	71.5	***R16-02RHG***	***R16-02RH***
⅜"	80.5	***R16-03RHG***	***R16-03RH***
½"	88.0	***R16-04RHG***	***R16-04RH***

R18 Compact Regulators

Features:
- 0-125 PSI adjusting range
- self-relieving standard
- can be installed with the adjusting knob in any position
- To increase regulated pressure, pull adjusting knob up and turn clockwise. To reduce pressure, turn knob counter clockwise.
- Two ¼" NPT gauge ports located on the front and rear faces of the body; ports may be used as additional regulated ports or for pressure gauges.
- models supplied without gauge use a GC230 gauge
- maximum operating conditions:
  300 PSIG (20.7 bar) and **32°F** to **150°F (0°C** to **66°C)**

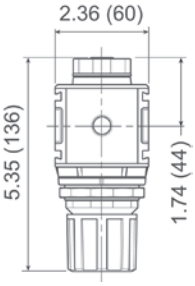

Size	Flow (SCFM)	**With Gauge** Part #	**Without Gauge** Part #
¼"	82	***R18-02RG***	***R18-02R***
⅜"	97	***R18-03RG***	***R18-03R***
½"	97	***R18-04RG***	***R18-04R***

See pages 401 to 405 for accessories.

⚠ FRL's are designed for air service only, unless otherwise indicated.

SCFM ratings at 100 PSIG inlet pressure.

MURDOCK industrial | Sales@MurdockIndustrial.com www.HoseWarehouse.com | Phone: 330-535-7105 Fax: 330-535-1125 | Skype: MurdockIndustrial

R26 Standard Regulators

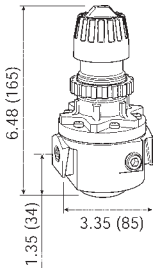

Features:
- 0-125 PSI adjusting range
- non-rising push/pull locking adjustment knob
- panel mount nut standard
- excellent flow characteristics
- can be installed with the adjusting knob in any position
- To increase regulated pressure, pull adjusting knob up and turn clockwise. To reduce pressure, turn knob counter clockwise.
- two ¼" NPT gauge ports standard on models without gauge, one ¼" NPT gauge port standard on models with gauge - can be used for additional outlet ports
- models supplied without gauge use a GC230 gauge
- maximum operating conditions: **300 PSIG** (20.7 bar) and **32°F** to **150°F (0°C**to **66°C)**

Size	Flow (SCFM)	**With Gauge** Part #	**Without Gauge** Part #
¼"	112	***R26-02RG***	***R26-02R***
⅜"	148	***R26-03RG***	***R26-03R***
½"	185	***R26-04RG***	***R26-04R***

R26 High Pressure Standard Regulators

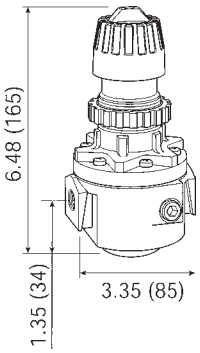

Features:
- 0-250 PSI adjusting range
- self-relieving standard
- non-rising push/pull locking adjustment knob
- panel mount nut standard
- excellent flow characteristics
- can be installed with the adjusting knob in any position
- two ¼" NPT gauge ports standard on models without gauge, one ¼" NPT gauge port standardon models with gauge can be used for additional outlet ports
- models supplied without gauge use a GC240 gauge
- maximum operating conditions: **300 PSIG** (20.7 bar) and **32°F** to **150°F (0°C** to **66°C)**

Size	Flow (SCFM)	**With Gauge** Part #	**Without Gauge** Part #
¼"	112	***R26-02RHG***	***R26-02RH***
⅜"	148	***R26-03RHG***	***R26-03RH***
½"	185	***R26-04RHG***	***R26-04RH***

See pages 401 to 405 for accessories.

⚠ FRL's are designed for air service only, unless otherwise indicated.

SCFM ratings at 100 PSIG inlet pressure.

MURDOCK industrial | Sales@MurdockIndustrial.com www.HoseWarehouse.com | Phone: 330-535-7105 Fax: 330-535-1125 | Skype: MurdockIndustrial

R28 Standard Regulators

Features:
- 0-125 PSI adjusting range
- self-relieving standard
- four adjusting pressure ranges available
- To increase regulated pressure, pull adjusting knob up and turn clockwise. To reduce pressure, turn knob counter clockwise.
- Two ¼" NPT gauge ports located on the front and rear faces of the body; ports may be used as additional regulated ports or for pressure gauges.
- models supplied without gauge use a GC230 gauge
- maximum operating conditions:
  300 PSIG (20.7 bar) and **32°F** to **150°F (0°C** to **66°C)**

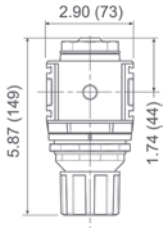

Size	Flow (SCFM)	With Gauge Part #	Without Gauge Part #
⅜"	162	***R28-03RG***	***R28-03R***
½"	170	***R28-04RG***	***R28-04R***
¾"	176	***R28-06RG***	***R28-06R***

R30 High Flow Regulators

Features:
- 0-125 PSI adjusting range
- self-relieving standard
- piston operated
- can be installed with the adjusting knob in any position
- To increase regulated pressure, pull adjusting knob up and turn clockwise. To reduce pressure, turn knob counter clockwise.
- two ¼" NPT gauge ports standard on models without gauge, one ¼" NPT gauge port standard on models with gauge - can be used for additional outlet ports
- models supplied without gauge use a GC230 gauge
- maximum operating conditions:
  300 PSIG (20.7 bar) and **32°F** to **150°F (0°C** to **66°C)**

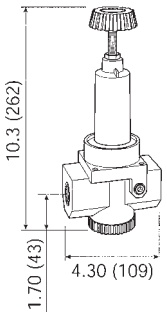

Size	Flow (SCFM)	With Gauge Part #	Without Gauge Part #
¾"	481	***R30-06RG***	***R30-06R***
1"	500	***R30-08RG***	***R30-08R***

R30 High Pressure High Flow Regulators

Features:
- 0-180 PSI adjusting range
- self-relieving standard
- piston operated
- can be installed with the adjusting knob in any position
- To increase regulated pressure, pull adjusting knob up and turn clockwise. To reduce pressure, turn knob counter clockwise.
- two ¼" NPT gauge ports standard on models without gauge, one ¼" NPT gauge port standard on models with gauge - can be used for additional outlet ports
- models supplied without gauge use a GC240 gauge
- maximum operating conditions:
  300 PSIG (20.7 bar) and **32°F** to **150°F (0°C** to **66°C)**

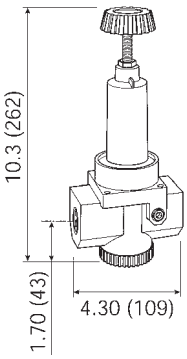

Size	Flow (SCFM)	With Gauge Part #	Without Gauge Part #
¾"	481	***R30-06RHG***	***R30-06RH***
1"	500	***R30-08RHG***	***R30-08RH***

See pages 401 to 405 for accessories.

FRL's are designed for air service only, unless otherwise indicated.

SCFM ratings at 100 PSIG inlet pressure.

MURDOCK industrial | Sales@MurdockIndustrial.com www.HoseWarehouse.com | Phone: 330-535-7105 Fax: 330-535-1125 | Skype: MurdockIndustrial

R40 High Flow Regulators



Features:
- 0-125 PSI adjusting range
- self-relieving standard
- piston operated
- can be installed with the adjusting knob in any position
- To increase regulated pressure, pull adjusting knob up and turn clockwise. To reduce pressure, turn knob counter clockwise.
- two ¼" NPT gauge ports standard on models without gauge, one ¼" NPT gauge port standard on models with gauge - can be used for additional outlet ports
- models supplied without gauge use a GC230 gauge
- maximum operating conditions:
  300 PSIG (20.7 bar) and **32°F** to **150°F (0°C** to **66°C)**

Size	Flow (SCFM)	**With Gauge** Part #	**Without Gauge** Part #
1½"	1200	***R40-0BRG***	***R40-0BR***
2"	1200	***R40-0CRG***	***R40-0CR***

R40 High Pressure High Flow Regulators



Features:
- 0-180 PSI adjusting range
- self-relieving standard
- piston operated
- can be installed with the adjusting knob in any position
- To increase regulated pressure, pull adjusting knob up and turn clockwise. To reduce pressure, turn knob counter clockwise.
- two ¼" NPT gauge ports standard on models without gauge, one ¼" NPT gauge port standard on models with gauge - can be used for additional outlet ports
- models supplied without gauge use a GC240 gauge
- maximum operating conditions:
  300 PSIG (20.7 bar) and **32°F** to **150°F (0°C** to **66°C)**

Size	Flow (SCFM)	**With Gauge** Part #	**Without Gauge** Part #
1½"	1200	***R40-0BRHG***	***R40-0BRH***
2"	1200	***R40-0CRHG***	***R40-0CRH***

See pages 401 to 405 for accessories.

⚠ FRL's are designed for air service only, unless otherwise indicated.

SCFM ratings at 100 PSIG inlet pressure.

MURDOCK industrial | Sales@MurdockIndustrial.com www.HoseWarehouse.com | Phone: 330-535-7105 Fax: 330-535-1125 | Skype: MurdockIndustrial

CB6 Compact Filter / Regulators

Over-under units are space savers and provide for installation in tight areas. One common inlet/outlet for both filter and regulator saves on piping costs.

with guard

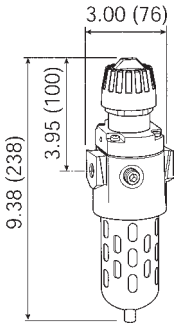

Features:

- 0-125 PSIG adjusting range
- 5 micron reusable element
- self-relieving standard
- diaphragm operated
- quick-disconnect bowl guard with integral plastic bowl and safety latch standard
- Two ¼" gauge ports are provided in either side of the regulator body for installation of a gauge or to use as an additional outlet port. Plug unused port(s).
- supplied with GC230 gauge
- maximum operating conditions:
  - transparent bowl: **150 PSIG** (10.3 bar) and **32°F** to **125°F (0°C** to **52°C)**
  - metal bowl: **200 PSIG** (13.8 bar) and **32°F** to **150°F (0°C** to **66°C)**

Size	Flow (SCFM)	Transparent Bowl and Guard		Metal Bowl with Sight Glass	
		Automatic Drain Part #	Manual Drain Part #	Automatic Drain Part #	Manual Drain Part #
¼"	64	***CB6-02AG***	***CB6-02MG***	***CB6-02AGMB***	***CB6-02MGMB***
⅜"	70	***CB6-03AG***	***CB6-03MG***	***CB6-03AGMB***	***CB6-03MGMB***
½"	70	***CB6-04AG***	***CB6-04MG***	***CB6-04AGMB***	***CB6-04MGMB***

B18 Compact Filter / Regulators

with metal bowl

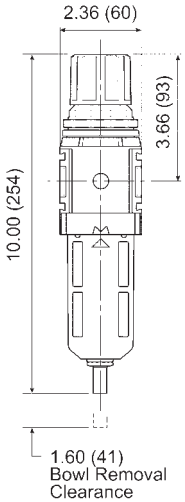

Features:

- 5-125 PSIG adjusting range for transparent bowl with guard
- 10-250 PSIG adjusting range for metal bowl with sight glass
- 5 micron element
- 1.72 oz. bowl
- self-relieving standard
- spring-loaded diaphragm
- To increase regulated pressure, pull adjusting knob and turn clockwise. To reduce pressure, turn knob counter clockwise. To lock knob, push down.
- Two ¼" gauge ports located on the front and rear faces of the body. These ports may be used as additional regulated ports or for pressure gauges. Plug unused port(s).
- transparent bowl supplied with GC230 gauge
- metal bowl supplied with GC240 gauge
- maximum operating conditions:
  - transparent bowl: **150 PSIG** (10.3 bar) and **32°F** to **125°F (0°C** to **52°C)**
  - metal bowl: **250 PSIG** (17.2 bar) and **32°F** to **150°F (0°C** to **66°C)**

Size	Flow (SCFM)	Transparent Bowl and Guard		Metal Bowl with Sight Glass	
		Automatic Drain Part #	Manual Drain Part #	Automatic Drain Part #	Manual Drain Part #
¼"	88	***B18-02AG***	***B18-02MG***	***B18-02AGMB***	***B18-02MGMB***
⅜"	117	***B18-03AG***	***B18-03MG***	***B18-03AGMB***	***B18-03MGMB***
½"	121	***B18-04AG***	***B18-04MG***	***B18-04AGMB***	***B18-04MGMB***

See pages 401 to 405 for accessories.

⚠ FRL's are designed for air service only, unless otherwise indicated.

SCFM ratings at 100 PSIG inlet pressure.

MURDOCK industrial | Sales@MurdockIndustrial.com www.HoseWarehouse.com | Phone: 330-535-7105 Fax: 330-535-1125 | Skype: MurdockIndustrial

B28 Standard Filters/Regulators

with transparent bowl

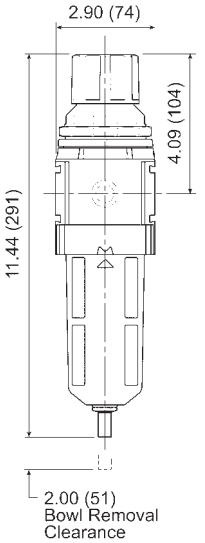

Features:
- 5-125 PSIG adjusting range for transparent bowl with guard
- 10-250 PSIG adjusting range for metal bowl with sight glass
- 5 micron element
- 2.87 oz. bowl
- self-relieving standard
- spring-loaded diaphragm
- To increase regulated pressure, pull adjusting knob and turn clockwise. To reduce pressure, turn knob counter clockwise. To lock knob, push down.
- Two ¼" gauge ports located on the front and rear faces of the body. These ports may be used as additional regulated ports or for pressure gauges. Plug unused port(s).
- transparent bowl supplied with GC230 gauge
- metal bowl supplied with GC240 gauge
- maximum operating conditions:
  - transparent bowl: **150 PSIG** (10.3 bar) and **32°F** to **125°F (0°C** to **52°C)**
  - metal bowl: **250 PSIG** (17.2 bar) and **32°F** to **150°F (0°C** to **66°C)**

Size	Flow (SCFM)	Transparent Bowl and Guard		Metal Bowl with Sight Glass	
		Automatic Drain Part #	Manual Drain Part #	Automatic Drain Part #	Manual Drain Part #
⅜"	140	***B28-03AG***	***B28-03MG***	***B28-03AGMB***	***B28-03MGMB***
½"	165	***B28-04AG***	***B28-04MG***	***B28-04AGMB***	***B28-04MGMB***
¾"	175	***B28-06AG***	***B28-06MG***	***B28-06AGMB***	***B28-06MGMB***

See pages 401 to 405 for accessories.
SCFM ratings at 100 PSIG inlet pressure.

L16 EconOmist® Compact Lubricators

transparent bowl with guard

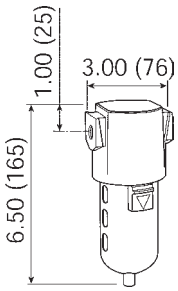

Designed so that all the oil flow observed in the sight dome is broken into a mist and delivered via the airflow to the application. The oil in the bowl can be filled or replenished without interrupting airflow or bleeding pressure from the system. Once the oil-fill cap is removed, the bowl is depressurized and isolated from line pressure, and the bowl itself can then be removed for faster refill, if desired. The bowl can be filled right to the top.

Features:
- 5 oz. bowl
- full view sight dome
- fill under pressure design
- maximum operating conditions:
  - transparent bowl: **150 PSIG** (10.3 bar) and **32°F** to **125°F (0°C** to **52°C)**
  - metal bowl: **200 PSIG** (13.8 bar) and **32°F** to **150°F (0°C** to **66°C)**

Size	Flow (SCFM)	**Transparent Bowl** Part #	**Metal Bowl** Part #
¼"	36.1	***L16-02A***	***L16-02AMB***
⅜"	58.5	***L16-03A***	***L16-03AMB***
½"	64.0	***L16-04A***	***L16-04AMB***

See pages 401 to 405 for accessories.
See page 367 for air tool lubricant.

⚠ FRL's are designed for air service only, unless otherwise indicated.

SCFM ratings at 150 PSIG inlet pressure.

MURDOCK industrial | Sales@MurdockIndustrial.com www.HoseWarehouse.com | Phone: 330-535-7105 Fax: 330-535-1125 | Skype: MurdockIndustrial

Flow Guide®
The elastomer disc-shaped device is located in the throat of all Wilkerson lubricators and automatically maintains a constant ratio of oil flow to airflow regardless of changing rates of airflow. This allows one lubricator to serve several pneumatic components operating together or intermittently.

Type of oil to use:
For all Wilkerson lubricators, use any petroleum-base, non-detergent light weight oil (SAE 10/150SSU) which will readily break up into a mist, i.e., Mobil DTE light or comparable oil. Do not use synthetic oil or any oils containing additives or solvents. See page 367 for air tool lubricants.

L18 EconOmist® Compact Lubricators

Features:
- 4 oz. bowl
- manual drain
- high flow capacity
- can be filled under pressure
- To adjust and set oil delivery rate the unit must be pressurized and air must be flowing through the unit. Turn the sight dome, located on the top of the unit, counter clockwise to initiate oil delivery. The rate of oil delivery depends on air flow rate. If flow increases or decreases, the oil delivery rate will increase or decrease proportionally. Turning the sight dome clockwise will stop all oil delivery.
- maximum operating conditions:
  - transparent bowl: **150 PSIG** (10.3 bar) and **32°F** to **125°F (0°C** to **52°C)**
  - metal bowl: **250 PSIG** (17.2 bar) and **32°F** to **150°F (0°C** to **66°C)**

with metal bowl

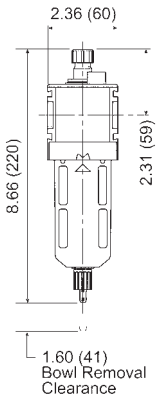

Size	Flow (SCFM)	Transparent Bowl Part #	Metal Bowl Part #
¼"	88	***L18-02A***	***L18-02AMB***
⅜"	90	***L18-03A***	***L18-03AMB***
½"	96	***L18-04A***	***L18-04AMB***

L26 EconOmist® Standard Lubricators

Features:
- 10 oz. bowl
- adjustable oil feed
- can be filled under pressure
- quick-disconnect metal bowl guard with integral safety latch
- siphon tube filter provides clean lubricant downstream
- The rate of oil delivery may be controlled by turning the adjusting screw counter clockwise for more and clockwise for less oil delivery. If flow increases or decreases, the oil delivery rate will increase or decrease proportionally.
- maximum operating conditions:
  - transparent bowl: **150 PSIG** (10.3 bar) and **32°F** to **125°F (0°C** to **52°C)**
  - metal bowl: **200 PSIG** (13.8 bar) and **32°F** to **150°F (0°C** to **66°C)**

with metal bowl

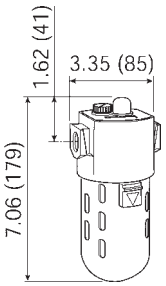

Size	Flow (SCFM)	Transparent Bowl Part #	Metal Bowl [1] Part #
¼"	35	***L26-02A***	***L26-02AMB***
⅜"	60	***L26-03A***	***L26-03AMB***
½"	128	***L26-04A***	***L26-04AMB***

[1] metal bowl has sight gauge with brass petcock drain

See pages 401 to 405 for accessories.
See page 367 for air tool lubricant.

FRL's are designed for air service only, unless otherwise indicated.

SCFM ratings at 150 PSIG inlet pressure.

MURDOCK industrial | Sales@MurdockIndustrial.com www.HoseWarehouse.com | Phone: 330-535-7105 Fax: 330-535-1125 | Skype: MurdockIndustrial

L28 EconOmist® Standard Lubricators

with metal bowl

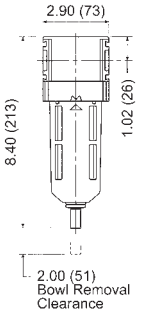

Features:
- 6.11 oz. bowl
- manual drain
- high flow capacity
- can be filled under pressure
- To adjust and set oil delivery rate the unit must be pressurized and air must be flowing through the unit. Turn the sight dome, located on the top of the unit, counter clockwise to initiate oil delivery. If flow increases or decreases, the oil delivery rate will increase or decrease proportionally. Turning the sight dome clockwise will stop all oil delivery.
- maximum operating conditions:
  - transparent bowl: **150 PSIG** (10.3 bar) and **32°F** to **125°F (0°C** to **52°C)**
  - metal bowl: **250 PSIG** (17.2 bar) and **32°F** to **150°F (0°C** to **66°C)**

Size	Flow (SCFM)	**Transparent Bowl** Part #	**Metal Bowl** Part #
⅜"	176	***L28-03A***	***L28-03AMB***
½"	184	***L28-04A***	***L28-04AMB***
¾"	200	***L28-06A***	***L28-06AMB***

SCFM ratings at 150 PSIG inlet pressure.

L30 EconOmist® Standard Lubricators

with metal bowl

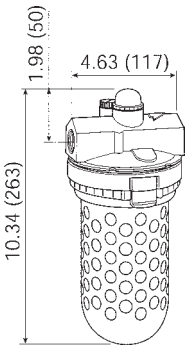

Features:
- 26 oz. bowl
- transparent bowl: no drain
  metal bowl: manual brass petcock drain
- can be filled under pressure
- The rate of oil delivery may be controlled by turning the adjusting screw counter clockwise for more and clockwise for less oil delivery. The oil delivery rate will change automatically to deliver more oil during higher air flows and less oil for air flows lower than the one at which the setting was made.
- maximum operating conditions:
  - transparent bowl: **150 PSIG** (10.3 bar) and **32°F** to **125°F (0°C** to **52°C)**
  - metal bowl: **200 PSIG** (13.8 bar) and **32°F** to **150°F (0°C** to **66°C)**

Size	Flow (SCFM)	**Transparent Bowl** Part #	**Metal Bowl** Part #
¾"	196	***L30-06A***	***L30-06AMB***
1"	374	***L30-08A***	***L30-08AMB***

SCFM ratings at 120 PSIG inlet pressure.

See pages 401 to 405 for accessories.
See page 367 for air tool lubricant.

⚠ FRL's are designed for air service only, unless otherwise indicated.

MURDOCK industrial | Sales@MurdockIndustrial.com www.HoseWarehouse.com | Phone: 330-535-7105 Fax: 330-535-1125 | Skype: MurdockIndustrial

L40 & L50 EconOmist® Standard Lubricators

Features:
- 26 oz. bowl
- transparent bowl: solid bottom
  metal bowl: manual drain with sight glass
- full view sight dome
- adjustable oil feed
- can be filled under pressure
- quick-disconnect clamp ring for easy bowl removal
- The rate of oil delivery may be controlled by turning the adjusting screw counter clockwise for more and clockwise for less oil delivery. The oil delivery rate will change automatically to deliver more oil during higher air flows and less oil for air flows lower than the one at which the setting was made.
- maximum operating conditions:
  - transparent bowl: **150 PSIG** (10.3 bar) and **32°F** to **125°F (0°C** to **52°C)**
  - metal bowl: **200 PSIG** (13.8 bar) and **32°F** to **150°F (0°C** to **66°C)**

transparent bowl with guard

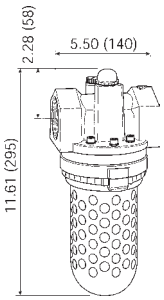

illustration represents L40 series

Size	Flow (SCFM)	Transparent Bowl Part #	Metal Bowl with Sight Glass Part #
1½"	927	***L40-0BA***	***L40-0BAMB***
2"	1186	***L50-0CA***	***L50-0CAMB***

See pages 401 to 405 for accessories.
See page 367 for air tool lubricant.

⚠ FRL's are designed for air service only, unless otherwise indicated.

SCFM ratings at 120 PSIG inlet pressure.

C16 Compact Combination Units

Features:
- maximum operating conditions:
  - transparent bowl: **150 PSIG** (10.3 bar) and **32°F** to **125°F (0°C** to **52°C)**
  - metal bowl: **200 PSIG** (13.8 bar) and **32°F** to **175°F (0°C** to **80°C)**
- Included components:
  - (2) modular sleeves
  - (2) mounting brackets (sleeve and bracket)
  - (2) end blocks

Filter series F16:
- 5 micron element
- 2.7 oz. bowl

Regulator series R16:
- 0-125 PSI adjusting range
- self-relieving
- supplied with a GC230 gauge

Lubricator series L16:
- 5 oz. bowl
- adjustable oil feed
- full view sight dome

transparent bowl with guard

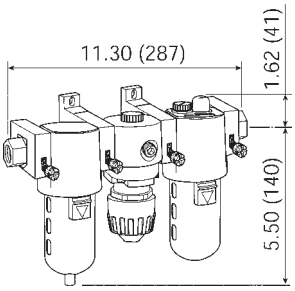

Size	Flow (SCFM)	Transparent Bowl and Guard		Metal Bowl with Sight Glass	
		Automatic Drain Part #	Manual Drain Part #	Automatic Drain Part #	Manual Drain Part #
¼"	36.1	***C16-02A***	***C16-02M***	***C16-02AMB***	***C16-02MMB***
⅜"	58.5	***C16-03A***	***C16-03M***	***C16-03AMB***	***C16-03MMB***
½"	64.0	***C16-04A***	***C16-04M***	***C16-04AMB***	***C16-04MMB***

⚠ FRL's are designed for air service only, unless otherwise indicated.

SCFM ratings at 150 PSIG inlet pressure.

MURDOCK industrial | Sales@MurdockIndustrial.com www.HoseWarehouse.com | Phone: 330-535-7105 Fax: 330-535-1125 | Skype: MurdockIndustrial

Pneumatic Accessories

C18 Compact Combination Units

with metal bowl

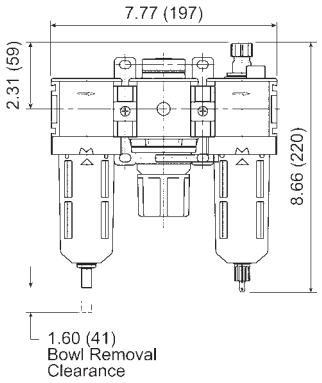

Features:
- maximum operating conditions:
  - transparent bowl: **150 PSIG** (10.3 bar) and **32°F** to **125°F (0°C** to **52°C)**
  - metal bowl: **250 PSIG** (17.2 bar) and **32°F** to **150°F (0°C** to **66°C)**
- Included components:
  - (2) end blocks
  - (2) mounting brackets with joiner set and port O-ring

Filter series F18:
- 5 micron element
- 1.72 oz. bowl

Regulator series R18:
- 0-125 PSI adjusting range
- self-relieving
- supplied with a GC230 gauge

Lubricator series L18:
- 4 oz. bowl
- adjustable oil feed
- full view sight dome

Size	Flow (SCFM)	Transparent Bowl and Guard		Metal Bowl with Sight Glass	
		Automatic Drain Part #	Manual Drain Part #	Automatic Drain Part #	Manual Drain Part #
¼"	110	***C18-02A***	***C18-02M***	***C18-02AMB***	***C18-02MMB***
⅜"	160	***C18-03A***	***C18-03M***	***C18-03AMB***	***C18-03MMB***
½"	160	***C18-04A***	***C18-04M***	***C18-04AMB***	***C18-04MMB***

G

C26 Standard Combination Units

with metal bowl

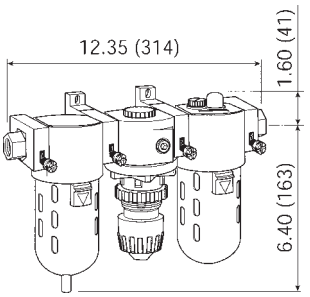

Features:
- maximum operating conditions:
  - transparent bowl: **150 PSIG** (10.3 bar) and **32°F** to **125°F (0°C** to **52°C)**
  - metal bowl: **200 PSIG** (13.8 bar) and **32°F** to **175°F (0°C** to **80°C)**
- Included components:
  - (2) modular sleeves
  - (2) mounting brackets (sleeve and bracket)
  - (2) end blocks

Filter series F26:
- 5 micron element
- 3.2 oz. bowl

Regulator series R26:
- 0-125 PSI adjusting range
- self-relieving
- supplied with a GC230 gauge

Lubricator series L26:
- 10 oz. bowl
- adjustable oil feed
- full view sight dome

Size	Flow (SCFM)	Transparent Bowl and Guard		Metal Bowl	
		Automatic Drain Part #	Manual Drain Part #	Automatic Drain Part #	Manual Drain Part #
¼"	35	***C26-02A***	***C26-02M***	***C26-02AMB***	***C26-02MMB***
⅜"	60	***C26-03A***	***C26-03M***	***C26-03AMB***	***C26-03MMB***
½"	128	***C26-04A***	***C26-04M***	***C26-04AMB***	***C26-04MMB***

⚠ FRL's are designed for air service only, unless otherwise indicated.

SCFM ratings at 150 PSIG inlet pressure.

MURDOCK industrial | Sales@MurdockIndustrial.com www.HoseWarehouse.com | Phone: 330-535-7105 Fax: 330-535-1125 | Skype: MurdockIndustrial

C28 Standard Combination Units

Features:
- modern design and appearance
- quick disconnect bowl / bowl guard
- maximum operating conditions:
  - transparent bowl: **150 PSIG** (10.3 bar) and **32°F** to **150°F (0°C** to **65.5°C)**
  - metal bowl: **250 PSIG** (17.2 bar) and **32°F** to **150°F (0°C** to **66°C)**
- Included components:
  - (2) end blocks
  - (2) mounting brackets with joiner set and port O-ring

with metal bowl

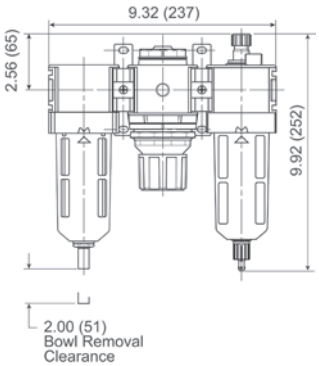

Filter series F28:
- 5 micron element
- 2.87 oz. bowl

Regulator series R28:
- 0-125 PSI adjusting range
- self-relieving
- supplied with a GC230 gauge

Lubricator series L28:
- 6 oz. bowl
- adjustable oil feed
- full view sight dome

Size	Flow (SCFM)	Transparent Bowl and Guard		Metal Bowl	
		Automatic Drain Part #	Manual Drain Part #	Automatic Drain Part #	Manual Drain Part #
⅜"	150	***C28-03A***	***C28-03M***	***C28-03AMB***	***C28-03MMB***
½"	175	***C28-04A***	***C28-04M***	***C28-04AMB***	***C28-04MMB***
¾"	175	***C28-06A***	***C28-06M***	***C28-06AMB***	***C28-06MMB***

SCFM ratings given at 150 PSIG inlet pressure.

C31 Jumbo Combination Units

Features:
- high flow capacity
- large bowl reservoir
- maximum operating conditions:
  - transparent bowl: **150 PSIG** (10.3 bar) and **32°F** to **125°F (0°C** to **52°C)**
  - metal bowl: **200 PSIG** (13.8 bar) and **32°F** to **175°F (0°C** to **80°C)**
- Included components:
  - (2) brass hex nipples

with metal bowl

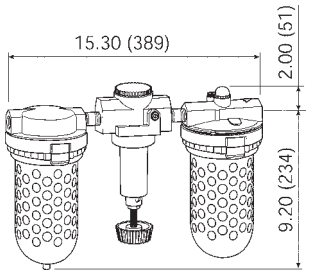

Filter series F30:
- 5 micron element
- 2 oz. bowl

Regulator series R30:
- 0-125 PSI adjusting range
- self-relieving
- supplied with a GC230 gauge

Lubricator series L30:
- 26 oz. bowl
- adjustable oil feed
- full view sight dome

Size	Flow (SCFM)	Transparent Bowl and Guard		Metal Bowl with Sight Glass	
		Automatic Drain Part #	Manual Drain Part #	Automatic Drain Part #	Manual Drain Part #
¾"	374	***C31-06A***	***C31-06M***	***C31-06AMB***	***C31-06MMB***
1"	374	***C31-08A***	***C31-08M***	***C31-08AMB***	***C31-08MMB***

⚠ FRL's are designed for air service only, unless otherwise indicated.

SCFM ratings given at 120 PSIG inlet pressure.

MURDOCK industrial | Sales@MurdockIndustrial.com www.HoseWarehouse.com | Phone: 330-535-7105 Fax: 330-535-1125 | Skype: MurdockIndustrial

D18 Combination Units

with transparent bowl and guard

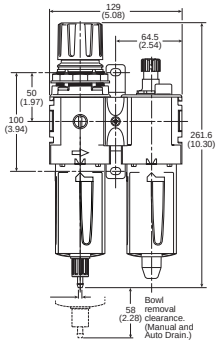

Features:
- light weight, Ready-to-Mount assembly comes standard with pressure gauge and modular T-Bracket/Joiner Assembly
- components integrated into single unit
- modern design and appearance
- quick disconnect bowl / bowl guard
- maximum operating conditions:
  - transparent bowl: **150 PSIG** (10.3 bar) and **32°F** to **125°F (0°C** to **52°C)**
  - metal bowl: **250 PSIG** (17.2 bar) and **32°F** to **150°F (0°C** to **66°C)**
- 5 micron element
- 4 oz. bowl/lubricator

Regulator
- 0-125 PSI adjusting range
- self-relieving
- supplied with gauge
- 1.72 oz. bowl/filter

Size	Flow (SCFM)	Transparent Bowl and Guard	Metal Bowl / Sight Gauge
		Manual Drain Part #	Manual Drain Part #
½"	175	***D18-04M***	***D18-04MMB***

SCFM ratings at 150 PSIG inlet pressure.

D28 Combination Units

with metal bowl

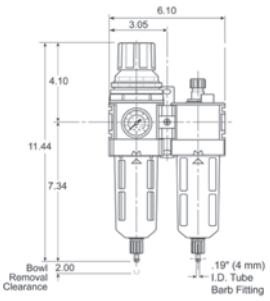

Features:
- light weight, Ready-to-Mount assembly comes standard with pressure gauge and modular T-Bracket/Joiner Assembly
- components integrated into single unit
- modern design and appearance
- quick disconnect bowl / bowl guard
- maximum operating conditions:
  - **250 PSIG** (17.2 bar) and **32°F** to **150°F (0°C** to **66°C)**
- 5 micron element
- 6 oz. bowl/lubricator

Regulator
- 0-125 PSI adjusting range
- self-relieving
- supplied with gauge
- 2.87 oz. bowl/filter

Size	Flow (SCFM)	Metal Bowl / Sight Gauge
		Manual Drain Part #
½"	110	***D28-04MMB***
¾"	130	***D28-06MMB***

⚠ FRL's are designed for air service only, unless otherwise indicated.

SCFM ratings given at 150 PSIG inlet pressure.

MURDOCK industrial | Sales@MurdockIndustrial.com www.HoseWarehouse.com | Phone: 330-535-7105 Fax: 330-535-1125 | Skype: MurdockIndustrial

C31 Combination Unit with Protective Frame

Application:
Provides downstream air preparation with protection and convenience.

Features:
Include components:
- *C31-08AMB* 1" FRL with metal bowls and auto drain filter
- *BBLV100* 1" brass ball valve and *AM12* air king on inlet port
- *BBV100DTW* 3-way ball valve installed between regulator and lubricator provides option for non-lubricated air

- heavy duty frame protects air prep components
- operating:
  maximum pressure: **250 PSIG**
  temperature range: **40°F** to **150°F (4°C** to **66°C)**
  flow: 320 SCFM

Size	Part #
1"	***C31-08FRAME***

F23 Exhaust **Muffler**

Features:
- The contaminants in the exhaust flow are mechanically separated and twice filtered to 5 micron levels. The clean, muffled exhaust flows out of the unit under the metal hood on top.
- removes oily aerosols from exhaust flows
- one inlet port
- 5 micron element
- quick disconnect clamp ring for easy bowl removal
- manual drain
- operating:
  maximum pressure: **150 PSIG** (10.3 bar)
  temperature range: **32°F** to **125°F (0°C** to **52°C)**

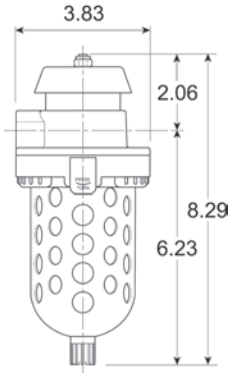

Size	Flow @ 90 PSI	**Transparent Bowl with Guard** Part #
½"	240 SCFM	***F23-04M***

FRL's are designed for air service only, unless otherwise indicated.

MURDOCK industrial | Sales@MurdockIndustrial.com www.HoseWarehouse.com | Phone: 330-535-7105 Fax: 330-535-1125 | Skype: MurdockIndustrial

X02 Automatic Drains

with metal bowl

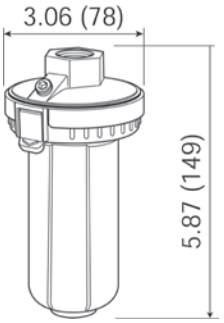

As liquid contaminants collect in the bowl, they raise a closed-cell cellular float. When the liquid level reaches a given point, the float triggers a mechanism which pilots line pressure against a large area piston or diaphragm which snaps open the drain valve. The contaminants are discharged from the drain orifice at line pressure. As the liquid level falls, the pilot valve closes, line pressure against the piston/diaphragm returns to atmosphere and the drain valve snaps closed.

Features:
- 5 oz. bowl
- fully automatic, float operated
- full ½" NPT drain inlet
- quick-disconnect clamp ring for easy bowl removal when servicing
- no electrical connections
- easy installation
- maximum operating conditions:
  - transparent bowl: **150 PSIG** (10.3 bar) and **32°F** to **125°F (0°C** to **52°C)**
  - metal bowl: **200 PSIG** (13.8 bar) and **32°F** to **150°F (0°C** to **66°C)**

Size	**Transparent Bowl** Part #	**Metal Bowl** Part #
½"	***X02-04***	***X02-04MB***

Lockout Valves

Application:
Lockout valves are installed in pneumatic drop legs, or individual pneumatic control lines. In accordance with OSHA procedures, lockout valves are used during maintenance and service procedures of pneumatically (air) operated equipment.

Features:
- used to comply with OSHA 29 CFR part 1910
- built in port for pressure verification to meet ANSI B11 and Pmm155 requirements
- inline or surface mountable
- yellow cast aluminum body with red handle
- pressure range: **15-300 PSI**
- temperature range: **40°F** to **175°F (4°C** to **79°C)**

Port In/Out	Port Exhaust	Part #
½"	¾"	***LV4N6D***
¾"	¾"	***LV6N6D***
¾"	1¼"	***LV6NAD***
1"	1¼"	***LV8NAD***

MURDOCK industrial | Sales@MurdockIndustrial.com www.HoseWarehouse.com | Phone: 330-535-7105 Fax: 330-535-1125 | Skype: MurdockIndustrial

Filter Elements

Used On	Description	Part #
F03	5 micron element	***PS403***
F08		***FRP-96-729***
F16		***FRP-95-160***
F18		***FRP-96-639***
F26		***FRP-95-115***
F28		***FRP-96-653***
F30		***FRP-95-209***
F35		***FRP-95-505***
F42		***FRP-95-566***

FRP-95-115

Coalescing Filter Elements

Used On	Description	Part #
M16, M26, M30	type B element (0.5 micron)	***MSP-95-989***
M16	type C element (0.01 micron)	***MTP-95-548***
M26	type C element (0.01 micron)	***MTP-95-549***
M30	type C element (0.01 micron)	***MTP-95-551***
M35	type C element (0.01 micron)	***MTP-95-502***

MTP-95-548

Desiccant Dryer Gel Refill

Used On	Description	Part #
X03	8 bags of silica gel refill	***DRP-85-059***

G

Filter Bowls with Drain

Used On	Description	Part #
F08	plastic bowl with guard and manual drain	***GRP-96-712***
F16, M16	plastic bowl and metal bowl guard with flex tip drain	***FRP-95-014***
	plastic bowl and metal bowl guard with auto drain	***FRP-95-015***
	plastic bowl with manual drain	***FRP-95-017***
	metal bowl with sight glass and manual drain	***GRP-95-133***
	metal bowl with auto drain	***FRP-95-950***
F18	plastic bowl and bowl guard with manual drain	***GRP-96-634***
	plastic bowl and bowl guard with auto drain	***GRP-96-635***
	metal bowl with sight glass and manual drain	***GRP-96-636***
F26, M26	plastic bowl and metal bowl guard with flex tip drain	***GRP-95-935***
	plastic bowl and metal bowl guard with auto drain	***GRP-95-948***
	metal bowl with sight glass and manual drain	***GRP-95-931***
	metal bowl with auto drain	***GRP-95-960***
F28	plastic bowl, bowl guard, manual drain	***GRP-96-642***
	metal bowl, with sight glass, manual drain	***GRP-96-644***
F30, M30	plastic bowl and metal bowl guard with manual drain	***FRP-95-832***
	plastic bowl and metal bowl guard with auto drain	***FRP-95-775***
	plastic bowl with flex tip drain	***FRP-96-315***
	metal bowl with sight glass and manual drain	***GRP-95-676***
	metal bowl with auto drain	***GRP-95-970***

FRP-95-015

MURDOCK industrial | Sales@MurdockIndustrial.com www.HoseWarehouse.com | Phone: 330-535-7105 Fax: 330-535-1125 | Skype: MurdockIndustrial

Filter Drains

GRP-96-001

Used On	Description	Part #
F16, F18, F26, F28, F30, F35, M16, M26, M30, M32, M35	automatic drain with flourocarbon seal	***GRP-95-981***
F16, F18, F26, F28, F30, M16, M26, M30	automatic float drain with a nitrile seal	***GRP-95-973***
F16, F18, F26, F28, F30, F35, M16, M26, M30, M35	manual override drain	***GRP-96-001***
F16, F26, F30, M16, M26, M30	manual petcock drain for use with metal bowl units	***GRP-95-182***
F16, F26, F30, M16, M26, M30	manual flex tip drain	***FRP-95-610***
F18, F28	manual drain	***GRP-96-685***

Sight Glass Kit

Used On	Description	Part #
M16, M26	sight glass kit for metal bowls	***GRP-95-079***

Differential Pressure Indicators

DP2-01-000

Features:
- used to replace damaged indicators on filters and modular coalescing filters
- pressure loss changes color of indicator window from green to red

Used On	Description	Part #
M16, M26, M30, M32	indicator	***DP2-01-000***
F35, M35	indicator	***DP2-01-001***

Regulator Spring

Used On	Description	Part #
R16	0-50 PSI spring	***RRP-95-222***

Regulator Flush Mounted Gauge

Application:
- for units originally purchased with a flush mounted gauge

Used On	Description	Part #
R08	0-160 PSI	***GRP-96-719***

Ring Style Tamper Resistant Kits

RPA-95-006

Used On	Description	Part #
R08	ring style tamper resistant kit	***RPA-96-735***
R16,R26		***RPA-95-006***
R18		***RRP-96-671***
R28		***RRP-96-672***

MURDOCK industrial | Sales@MurdockIndustrial.com www.HoseWarehouse.com | Phone: 330-535-7105 Fax: 330-535-1125 | Skype: MurdockIndustrial

Regulator Repair Kits

Used On	Description	Part #
R16	self-relieving repair kit	***RRP-95-131***
R18	relieving diaphragm assembly	***RRP-96-656***
R26	self-relieving repair kit	***RRP-95-952***
R28	relieving diaphragm assembly	***RRP-96-986***
R30	valve assembly: valve, spring, bottom plug O-ring	***RRP-95-159***
R40	valve assembly: valve, spring, retaining ring O-ring	***RRP-95-161***

RRP-95-952

Lubricator Bowls and Bowl Guards

Used On	Description	Part #
L08	plastic bowl with guard and manual drain	***LRP-96-736***
L16	metal bowl with sight glass and manual drain	***GRP-95-133***
	plastic bowl with guard and manual drain	***GRP-95-019***
	plastic bowl with no drain	***LRP-96-937***
L18	metal bowl with sight glass, manual drain	***GRP-96-636***
	plastic bowl with guard and manual drain	***LRP-96-701***
L26	metal bowl with sight glass and manual drain	***GRP-95-931***
	plastic bowl with no drain	***LRP-96-938***
L28	metal bowl with sight glass, manual drain	***GRP-96-644***
	plastic bowl with guard and manual drain	***LRP-96-702***
L30, L40	metal bowl with sight glass and manual drain	***GRP-95-676***
L30, L40, L50	plastic bowl with no drain	***LRP-96-940***

GRP-95-019

Sight Domes and Fill Plugs

Used On	Description	Part #
L08, L16, L26	sight dome kit: dome and O-ring	***LRP-95-239***
L08	fill plug kit: fill plug and O-ring	***LRP-96-730***
L16, L26, L30	fill plug kit: fill plug and O-ring	***LRP-95-253***
L18, L28	sight dome assembly (new style)	***LRP-96-310***
L30, L40, L50	sight dome kit: dome and O-ring	***LRP-95-249***
L40, L50	fill plug kit: fill plug and O-ring	***LRP-95-250***

LRP-95-249

Modular Shut-Off **Valves**

Application:

- Useful for isolating and depressurizing a downstream unit requiring maintenance or replacement.

Features:

- can be installed immediately upstream of a single unit or combination of units
- secure to the unit with a modular sleeve or modular sleeve wall mounting bracket
- ball-type valve operates with a 1/4 turn from open to shut position
- can be locked in the open position
- left to right flow

GPA-95-098

Used On	Description	Part #
F16, F26, R16, B26, L16, L26	¼" NPT safety shut-off valve	***GPA-95-096***
	⅜" NPT safety shut-off valve	***GPA-95-097***
	½" NPT safety shut-off valve	***GPA-95-098***

MURDOCK industrial | Sales@MurdockIndustrial.com www.HoseWarehouse.com | Phone: 330-535-7105 Fax: 330-535-1125 | Skype: MurdockIndustrial

Modular Blocks

GPA-95-919

GPA-95-223

GPA-96-610

Features:

Manifold Block

- flexible installation can be installed after the filter or regulator, providing three additional ¼" NPT tapped auxiliary ports
- ½" inlet/outlet ports non-tapped
- 1-17/32" width

End Block

- When used with the modular sleeve, end blocks allow a single unit or a combination of units to be piped into the air system in the modular mode.
- allows ease of unit servicing or replacement without disturbing the air line connections

Used On	Description	Part #
F16, M16, F26, M26, R16, R26, L16, L26	manifold block, three ¼" NPT auxiliary ports	***GPA-95-919***
	end block, ¼" NPT	***GPA-95-223***
	end block, ⅜" NPT	***GPA-95-224***
	end block, ½" NPT	***GPA-95-225***
F18, F28, R18, R28, L18, L28	end block, ¼" NPT	***GPA-96-610***
	end block, ⅜" NPT	***GPA-96-611***
	end block, ½" NPT	***GPA-96-612***
	end block, ¾" NPT	***GPA-96-613***

Modular Pipe Adapters



GPA-95-037

Features:

- When used with the modular sleeve, adapter inserts allow a single unit or a combination of units to be piped into the air system in the modular mode.
- allows ease of unit servicing or replacement without disturbing the air line connections
- set includes 2 blocks

Used On	Description	Part #
F16, M16, F26, M26, R16, R26, L16, L26	¼" NPT	***GPA-95-035***
	⅜" NPT	***GPA-95-036***
	½" NPT	***GPA-95-037***

Modular Sleeve

Features:

- design easily and quickly connects one or more units and accessories together without pipe nipples
- hand tightening the threaded pin provides a tight seal between the units

Used On	Description	Part #
F16, F26, R16, R26, L16, L26	modular sleeve	***GPA-95-292***

Modular Sleeve with T Bracket

GPA-95-969

Features:

- designed to mount a single unit or combination of units directly to the wall
- sleeve and mounting bracket can be ordered assembled, or just the mounting bracket alone for use on existing modular sleeves

Used On	Description	Part #
F16, F26, R16, R26, L16, L26	bracket	***GPA-95-968***
	sleeve and bracket	***GPA-95-969***

MURDOCK industrial | Sales@MurdockIndustrial.com www.HoseWarehouse.com | Phone: 330-535-7105 Fax: 330-535-1125 | Skype: MurdockIndustrial

Mounting Brackets and Joiner Sets

Used On Filter/ Regulator/ Lubricator Series	Description	Part #
RB3	mounting bracket (type L) and nut	***GRP-95-747***
F03	mounting bracket	***PS417B***
F08	mounting bracket (type T) with joiner set and port O-ring	***GPA-96-737***
	mounting bracket (type C)	***GPA-97-010***
	joiner set and port O-ring	***GPA-96-738***
R08	mounting bracket (type L)	***GRP-96-739***
F16, M16	mounting bracket (type L)	***GPA-95-016***
R16	mounting bracket (type L) and nut	***GPA-95-011***
R16, R21, R26, R30, R40	wall mount bracket with ¼" NPT gauge port adapter	***RRP-95-590***
F18	mounting bracket (type C)	***GPA-96-604***
	mounting bracket (type L)	***GPA-96-606***
F18, F28	mounting bracket (type T)	***GPA-96-602***
	mounting bracket (type T) with joiner set and port O-ring	***GPA-96-603***
F26, M26	mounting bracket (type L)	***GPA-95-946***
R26	mounting bracket (type C) and nut	***RPA-95-947***
F28	mounting bracket (type C)	***GPA-96-605***
	mounting bracket (type L)	***GPA-96-607***
F30	wall mount, U-bolt pipe clamp	***GRP-95-734***

GPA-96-737

G

FRL Display

Increase your sales with this heavy duty, point-of-purchase Dixon® FRL Display. Display is designed to highlight the features and benefits of a modular Filter-Regulator-Lubricator Combination Unit for air line services. The display is perfect for a "Will Call" or showroom sales area.

Features:

- FRL combination unit with standard metal bowl with sight glass and manual drain
- modular mounting clamps
- pipe adapters
- display stand
- assembly is required

Part #
WILK26DISPLAY

Note: this product will be discontinued once stock is depleted.

MURDOCK industrial | Sales@MurdockIndustrial.com www.HoseWarehouse.com | Phone: 330-535-7105 Fax: 330-535-1125 | Skype: MurdockIndustrial

Pneumatic Accessories

FRL Display

Increase your sales with this heavy duty, point-of-purchase Dixon® FRL Display. Display is designed to highlight the features and benefits of a modular Filter-Regulator-Lubricator Combination Unit for air line services. The display is perfect for your "Will Call" or showroom sales area.

Features:
- 74 Series basic combination unit with metal bowl with sight glass and manual drain
- modular mounting clamps
- pipe adapters
- display stand
- assembly is required

Part #
NORG74DISPLAY

Note: this product will be discontinued once stock is depleted.

Series I line of miniature filters, filter/regulators, regulators and lubricators in prepackaged clear plastic units are suitable for hanging on store peg racks or displays. The primary features of each unit are printed on the packaging. Each package contains 1 unit and an instruction sheet.

F07 Carded Miniature Filters

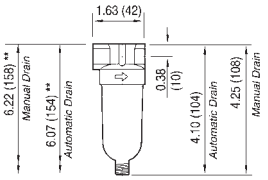

** minimum clearance required to remove bowl

Features:
- 5 micron element
- 1 oz. reservoir
- inlet pressure **150 PSI** maximum
- maximum temperature: **125°F (52°C)**
- transparent bowl

Port Size	Flow (SCFM)	**Automatic Drain** Part #	**Manual Drain** Part #
¼"	24	***F07-200AC***	***F07-200MC***

R07 Carded Miniature Regulator

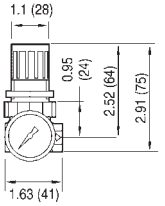

Features:
- pressure range 5-100 PSI
- relieving type
- inlet pressure **250 PSI** maximum
- maximum temperature: **150°F (66°C)**
- supplied with a GC620 gauge

Port Size	Flow (SCFM)	**with Gauge** Part #
¼"	15	***R07-200RGC***

L07 Carded Miniature Lubricator

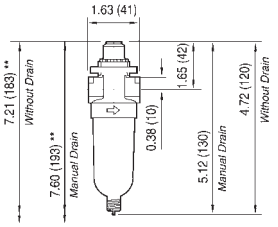

** minimum clearance required to remove bowl

Features:
- 1 oz. reservoir
- inlet pressure **150 PSI** maximum
- maximum temperature: **125°F (52°C)**

Port Size	Flow (SCFM)	**with Transparent Bowl** Part #
¼"	15	***L07-200AC***

⚠ FRL's are designed for air service only, unless otherwise indicated.

SCFM ratings given at 100 PSIG inlet pressure for regulators, 90 PSIG all others.

MURDOCK industrial | Sales@MurdockIndustrial.com www.HoseWarehouse.com | Phone: 330-535-7105 Fax: 330-535-1125 | Skype: MurdockIndustrial

B07 Carded Miniature Filter/Regulators

Features:

- pressure range 5-100 PSI
- relieving type
- 5 micron element
- 1 oz. reservoir
- push to lock adjusting knob
- inlet pressure **150 PSI** maximum
- maximum temperature: **125°F (52°C)**
- supplied with a GC620 gauge
- bowl guard not available
- transparent bowl

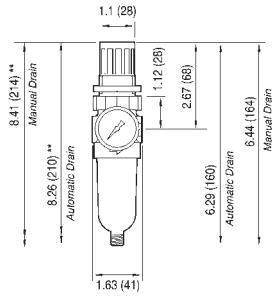

Port Size	Flow (SCFM)	**Automatic Drain** Part #	**Manual Drain** Part #
¼"	14	***B07-202AGC***	***B07-202MGC***

SCFM ratings given at 150 PSIG inlet pressure.

F07 Miniature Filters

- 5 micron element
- 1 oz. reservoir
- inlet pressure **150 PSI** maximum
- maximum temperature: **125°F (52°C)**
- transparent bowl

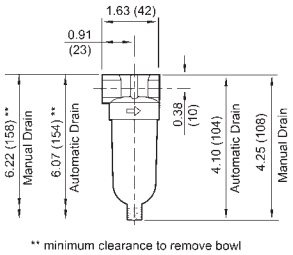

Port Size	Flow (SCFM)	**Automatic Drain** Part #	**Manual Drain** Part #
⅛"	19	***F07-100A***	***F07-100M***
¼"	24	***F07-200A***	***F07-200M***

SCFM ratings given at 90 PSIG inlet pressure.

R07 Miniature Regulators

- pressure range 5-100 PSI
- relieving type
- inlet pressure **300 PSI** max.
- maximum temperature: **150°F (66°C)**
- regulation at flows up to 22 SCFM at 100 PSIG
- RG models supplied with a GC620 gauge
- panel nut not included

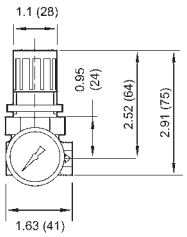

Port Size	Flow (SCFM)	**with Gauge** Part #	**without Gauge** Part #
⅛"	14	***R07-100RG***	***R07-100R***
¼"	15	***R07-200RG***	***R07-200R***

SCFM ratings given at 100 PSIG inlet pressure.

B07 Miniature Filter / Regulators

- pressure range 5-100 PSI
- relieving type
- 5 micron element
- 1 oz. reservoir
- push to lock adjusting knob
- inlet pressure **150 PSI** maximum
- maximum temperature: **125°F (52°C)**
- supplied with a GC620 gauge
- bowl guard not available
- transparent bowl

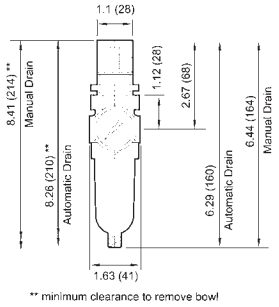

Port Size	Flow (SCFM)	**Automatic Drain** Part #	**Manual Drain** Part #
⅛"	13	***B07-102AG***	***B07-102MG***
¼"	24	***B07-202AG***	***B07-202MG***

SCFM ratings given at 150 PSIG inlet pressure.

MURDOCK industrial | Sales@MurdockIndustrial.com www.HoseWarehouse.com | Phone: 330-535-7105 Fax: 330-535-1125 | Skype: MurdockIndustrial

L07 Miniature Lubricators

- 1 oz. reservoir
- inlet pressure **150 PSI** maximum
- maximum temperature: **125°F (52°C)**

Port Size	Flow (SCFM)	**Transparent Bowl** Part #
⅛"	10	***L07-100A***
¼"	14	***L07-200A***

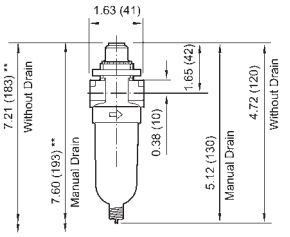

** minimum clearance to remove bowl

P1A Miniature Combination Units

- pressure range 5-125 PSI
- 1 oz. reservoir
- supplied with a GC620 gauge
- inlet pressure **150 PSI** maximum
- maximum temperature: **125°F (52°C)**
- transparent bowl

Port Size	Flow (SCFM)	**Automatic Drain** Part #	**Manual Drain** Part #
⅛"	10	***P1A-100A***	***P1A-100M***
¼"	14	***P1A-200A***	***P1A-200M***

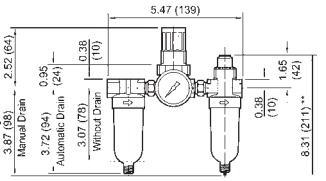

** minimum clearance to remove bowl

PTH Miniature Combination Units

- pressure range 5-125 PSI
- requires only 2 pipe connections
- inlet pressure **150 PSI** maximum
- maximum temperature: **125°F (52°C)**
- transparent bowl

Port Size	Flow (SCFM)	**Automatic Drain** Part #
⅛"	10	***PTH-100AG***
¼"	14	***PTH-200AG***

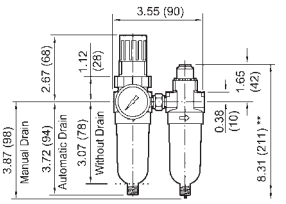

** minimum clearance to remove bowl

F72 Sub-Compact Airline Filters

with transparent bowl

with metal bowl

Features:

- particle removal per ISO 8573-1, Class 5 and Class 3
- 40 micron element
- 2 oz. reservoir
- quick-release bayonet bowl
- prismatic lens liquid level indicator
- inlet pressure:
  - transparent bowl: **150 PSI** and **125°F (52°C)**
  - metal bowl: **250 PSI** and **150°F (66°)**

Transparent Bowl

Port Size	Flow (SCFM)	**Semi-Automatic Drain** Part #	**Manual Drain** Part #
¼"	55	***F72G-2A***	***F72G-2M***

Metal Bowl and Sight Glass

Port Size	Flow (SCFM)	**Semi-Automatic Drain** Part #	**Manual Drain** Part #
¼"	55	***F72G-2A-MB***	***F72G-2M-MB***

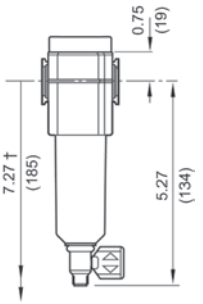

† Minimum clearance to remove bowl

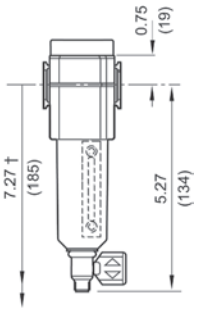

† Minimum clearance to remove bowl

⚠ FRL's are designed for air service only, unless otherwise indicated.

SCFM ratings at 100 PSIG inlet pressure for regulators, 90 PSIG all others.

MURDOCK industrial | Sales@MurdockIndustrial.com www.HoseWarehouse.com | Phone: 330-535-7105 Fax: 330-535-1125 | Skype: MurdockIndustrial

F73 Compact Airline Filters

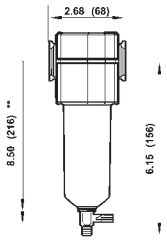

** Minimum clearance required to remove bowl.

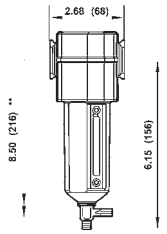

1/4 Turn Manual Drain

** Minimum clearance required to remove bowl.

Features:

- particle removal per ISO 8573-1, Class 5 and Class 3
- 40 micron element
- 4 oz. reservoir
- quick-release bayonet bowl
- prismatic lens liquid level indicator
- inlet pressure:
  - transparent bowl: **150 PSI** and **125°F (52°C)**
  - metal bowl: **250 PSI** and **175°F (79°C)**

Transparent Bowl

Port Size	Flow (SCFM)	**Automatic Drain** Part #	**Manual Drain** Part #
¼"	53	***F73G-2A***	***F73G-2M***
⅜"	65	***F73G-3A***	***F73G-3M***
½"	69	***F73G-4A***	***F73G-4M***

Metal Bowl and Sight Glass

Port Size	Flow (SCFM)	**Automatic Drain** Part #	**Manual Drain** Part #
¼"	53	***F73G-2A-MB***	***F73G-2M-MB***
⅜"	65	***F73G-3A-MB***	***F73G-3M-MB***
½"	69	***F73G-4A-MB***	***F73G-4M-MB***

with transparent bowl

with metal bowl

F74 Standard Airline Filters

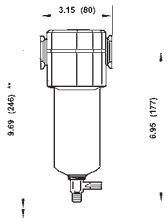

** Minimum clearance required to remove bowl.

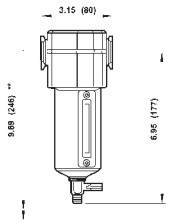

** Minimum clearance required to remove bowl.

Features:

- particle removal per ISO 8573-1, Class 5 and Class 3
- 40 micron element
- 7 oz. reservoir
- quick-release bayonet bowl
- prismatic lens liquid level indicator
- inlet pressure:
  - transparent bowl: **150 PSI** and **125°F (52°C)**
  - metal bowl: **250 PSI** and **175°F (79°C)**

Transparent Bowl and Guard

Port Size	Flow (SCFM)	**Automatic Drain** Part #	**Manual Drain** Part #
⅜"	112	***F74G-3A***	***F74G-3M***
½"	140	***F74G-4A***	***F74G-4M***
¾"	140	***F74G-6A***	***F74G-6M***

Metal Bowl and Sight Glass

Port Size	Flow (SCFM)	**Automatic Drain** Part #	**Manual Drain** Part #
⅜"	112	***F74G-3A-MB***	***F74G-3M-MB***
½"	140	***F74G-4A-MB***	***F74G-4M-MB***
¾"	140	***F74G-6A-MB***	***F74G-6M-MB***

with transparent bowl

with metal bowl

See pages 422 to 427 for accessories.

⚠ FRL's are designed for air service only, unless otherwise indicated.

SCFM ratings at 90 PSIG inlet pressure.

MURDOCK industrial | Sales@MurdockIndustrial.com www.HoseWarehouse.com | Phone: 330-535-7105 Fax: 330-535-1125 | Skype: MurdockIndustrial

Pneumatic Accessories

F17 Jumbo Airline Filters

Features:
- general purpose with low pressure drop and excellent water removal characteristics
- 40 micron element
- 1 qt. reservoir
- inlet pressure: **250 PSI** and **175°F (79°C)**

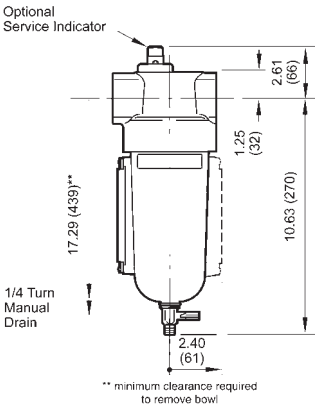

Metal Bowl and Sight Glass

Port Size	Flow (SCFM)	**Automatic Drain** Part #	**Manual Drain** Part #
¾"	325	***F17-600A***	***F17-600M***
1"	425	***F17-800A***	***F17-800M***
1¼"	425	***F17-A00A***	***F17-A00M***
1½"	425	***F17-B00A***	***F17-B00M***

Features:
- 40 micron element
- quick-release bayonet bowl
- prismatic lens liquid level indicator
- 7 oz. reservoir
- inlet pressure: **250 PSI** and **175°F (79°C)**

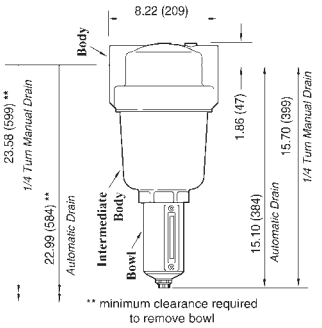

Metal Bowl and Sight Glass

Port Size	Flow (SCFM)	**Automatic Drain** Part #	**Manual Drain** Part #
2"	1400	***F18-C00A***	***F18-C00M***

G

F74 Oil Removal Filters

Features:
- provides air quality class 2 hydrocarbon and class 1 particulate removal per ISO 8573-1
- element removes particles down to 0.01mm. Maximum remaining oil content of air leaving the filter is 0.01 ppm at **70°F (21°C)** with an inlet concentration of 8 ppm
- For maximum service life install a general purpose filter upstream of the oil removal filter.
- service life indicator turns from green to red when element needs to be replaced
- in-line or modular installation
- quick-release bayonet bowl
- prismatic lens liquid level indicator
- inlet pressure: **250 PSI** and **150°F (66°C)**

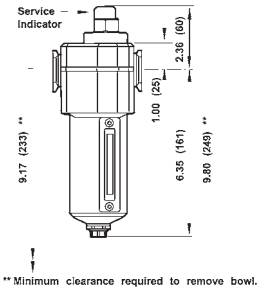

Port Size	Flow (SCFM) Saturated	SCFM Dry	**Automatic Drain** Part #
⅜"	35	70	***F74C-3A-MB***
½"	35	75	***F74C-4A-MB***
½"	60	100	***F74H-4A-MB***
¾"	60	120	***F74H-6A-MB***

See pages 422 to 427 for accessories.

⚠ FRL's are designed for air service only, unless otherwise indicated.

SCFM ratings at 90 PSIG inlet pressure.

MURDOCK industrial | Sales@MurdockIndustrial.com www.HoseWarehouse.com | Phone: 330-535-7105 Fax: 330-535-1125 | Skype: MurdockIndustrial

F74 **Oil Vapor Removal** Filters

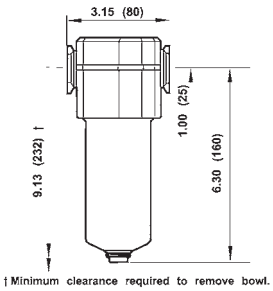

Features:

- provides air quality class 1 particulate removal per ISO 8573-1, when used with the F74C series
- Filter and element designs optimizes air velocity and contact time to reduce oil content of air leaving the filter to 0.003 ppm at **70°F (21°C)**.
- For maximum service life install a general purpose filter and an oil removal filter upstream of the oil vapor removal filter.
- Minimum service life of 400 hours can be expected if the vapor removal filter is protected upstream by an oil removal (coalescing) filter and if the filtration temperature is in the region of **70°** to **80°F (21° to 26°C)**. Above this range, oil vapor content of compressed air increases substantially and element service life is reduced.
- Carbon cartridge element provides long service life.
- Activated carbon cartridge filter element absorbs oil vapors and removes most hydrocarbon odors.
- in-line or modular installation
- quick-release bayonet bowl
- inlet pressure: **250 PSI** and **150°F (66°C)**
- metal bowl

Port Size	Flow (SCFM)	**Automatic Drain with Metal Bowl** Part #
⅜"	21	***F74V-3A-MB***
½"	21	***F74V-4A-MB***

SCFM ratings at 90 PSIG inlet pressure.

MURDOCK industrial | Sales@MurdockIndustrial.com www.HoseWarehouse.com | Phone: 330-535-7105 Fax: 330-535-1125 | Skype: MurdockIndustrial

R72 Sub-Compact Regulators

Features:
- pressure range 5-150 PSI
- inlet pressure: **300 PSI**
- maximum temperature: **150°F (66°C)**
- in-line or modular installation
- two full flow ⅛" NPT gauge ports
- RG models supplied with GC620 gauge
- To order 0-60 PSI range consult Dixon®.

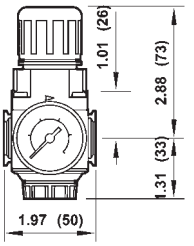

Port Size	Flow (SCFM)	**with Gauge** Part #	**without Gauge** Part #
¼"	70	***R72G-2RG***	***R72G-2R***
⅜"	70	***R72G-3RG***	***R72G-3R***

R73 Compact Regulators

Features:
- pressure range 5-150 PSI
- inlet pressure: **300 PSI**
- maximum temperature: **150°F (66°C)**
- in-line or modular installation
- relieving type
- two full flow ¼" NPT gauge ports
- RG models supplied with GC230 gauge
- To order 0-60 PSI range consult Dixon®.

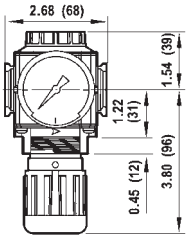

Port Size	Flow (SCFM)	**with Gauge** Part #	**without Gauge** Part #
¼"	91	***R73G-2RG***	***R73G-2R***
⅜"	144	***R73G-3RG***	***R73G-3R***
½"	144	***R73G-4RG***	***R73G-4R***

SCFM ratings given at 150 PSIG inlet pressure

See pages 422 to 427 for accessories.

⚠ FRL's are designed for air service only, unless otherwise indicated.

MURDOCK industrial | Sales@MurdockIndustrial.com www.HoseWarehouse.com | Phone: 330-535-7105 Fax: 330-535-1125 | Skype: MurdockIndustrial

R74 Standard Regulators

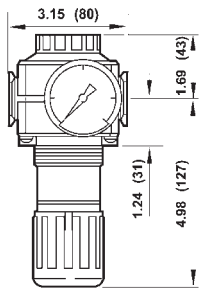

Features:

- pressure range 5-150 PSI
- inlet pressure: **300 PSI**
- maximum temperature: **150°F (66°C)**
- in-line or modular installation
- relieving type
- two full flow ¼" NPT gauge ports
- RG models supplied with GC230 gauge
- To order 0-60 PSI range consult Dixon®.

Port Size	Flow (SCFM)	**with Gauge** Part #	**without Gauge** Part #
⅜"	208	***R74G-3RG***	***R74G-3R***
½"	220	***R74G-4RG***	***R74G-4R***
¾"	220	***R74G-6RG***	***R74G-6R***

R17, R18 Jumbo Regulators

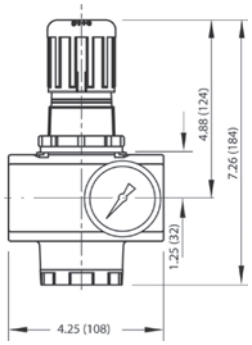

Features:

- pressure range 5-125 PSI
- inlet pressure: **300 PSI**
- maximum temperature: **175°F (79°C)**
- in-line or modular installation
- relieving type
- two full-flow ¼" NPT gauge ports
- RG models supplied with GC230 gauge

Port Size	Flow (SCFM)	**with Gauge** Part #	**without Gauge** Part #
¾"	440	***R17-600RG***	***R17-600R***
1"	480	***R17-800RG***	***R17-800R***
1¼"	400	***R17-A00RG***	***R17-A00R***
1½"	440	***R17-B00RG***	***R17-B00R***

SCFM ratings given at 150 PSIG inlet pressure

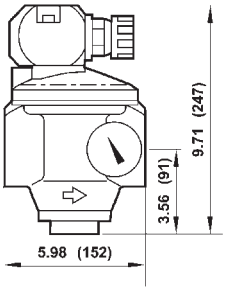

Features:

- 5-125 PSI range
- inlet pressure: **450 PSI**
- maximum temperature: **175°F (79°C)**
- relieving type
- two full flow ¼" NPT gauge ports
- RG model supplied with GC230 gauge

Port Size	Flow (SCFM)	**with Gauge** Part #	**without Gauge** Part #
2"	2000	***R18-C05RG***	***R18-C05R***

SCFM ratings given at 100 PSIG inlet pressure

G

R11 General T-Handle Regulators

Floating valve pin provides positive seating and dependability. Large diaphragm provides quick response to flow demands and line pressure changes. Balanced valve reduces inlet pressure variations on outlet pressure.

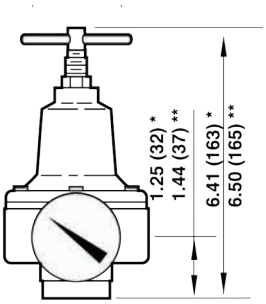

Features:

- pressure range 5-125 PSI
- inlet pressure: **400 PSI**
- maximum temperature: **175°F (79°)**
- T-handle adjustment
- supplied with GC620 gauge

Port Size	Flow (SCFM)	**with Gauge** Part #
¼"	110	***R11-013RG***
⅜"	110	***R11-037RG***
½"	260	***R11-061RG***

SCFM ratings at 150 PSIG.

See pages 422 to 427 for accessories.

⚠ FRL's are designed for air service only, unless otherwise indicated.

MURDOCK industrial | Sales@MurdockIndustrial.com www.HoseWarehouse.com | Phone: 330-535-7105 Fax: 330-535-1125 | Skype: MurdockIndustrial

R72 Manifold Regulators

Manifold up to six regulators on a single air supply. Design allows in-line installation with hex nipple or modular installation with 72 Series accessories.

Features:
- pressure range 5-150 PSI
- inlet pressure: **300 PSI**
- maximum temperature: **150°F (66°C)**
- RG models supplied with GC620 gauge

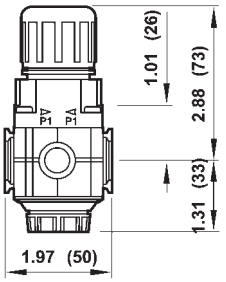

Port Size	Flow (SCFM)	**with Gauge** Part #	**without Gauge** Part #
¼"	83	***R72M-2RG***	***R72M-2R***
⅜"	83	***R72M-3RG***	***R72M-3R***

SCFM ratings at 150 PSIG.

R83 Cylinder Gas Regulator

Applications:
UL listed for service with Carbon Dioxide, water, pumped air, Nitrogen, Argon, Helium, Krypton, Neon and Xenon.
Not to be used with flammable gases.

Features:
- pressure range 5-125 PSI
- inlet pressure: **3000 PSI**
- maximum temperature: **140°F (60°C)**
- relieving type
- two ports for high pressure and two ports for service

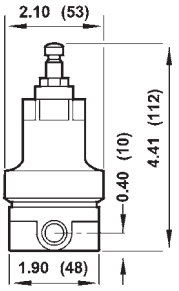

Port Size	Flow (SCFM)	**without Gauge** Part #
¼"	10	***R83-200R***

SCFM ratings given at 1000 PSIG inlet pressure.

R91 Miniature Water Regulator

Application:
Designed for use with deionized water and potable water systems. Plastic and metal components in contact with fluid are approved by the National Sanitation Foundation (NSF) or meet Food and Drug Administration (FDA) recommendations for use in potable water systems.

Features:
- inlet pressure: **150 PSI**
- maximum temperature: **125°F (52°C)**
- non-relieving type
- supplied with GC620 gauge
- food grade elastomers

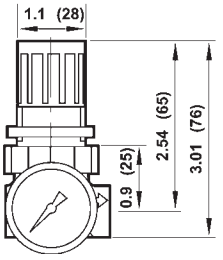

Port Size	Flow (GPM)	**with Gauge** Part #
¼"	1.75	***R91-221RG***

Flow rating at 100 PSIG.

See pages 422 to 427 for accessories.

FRL's are designed for air service only, unless otherwise indicated.

MURDOCK industrial | Sales@MurdockIndustrial.com www.HoseWarehouse.com | Phone: 330-535-7105 Fax: 330-535-1125 | Skype: MurdockIndustrial

R43 Water Pressure Regulators

Application:
Used in water systems to reduce and maintain pressure at a nearly constant level despite changes in the inlet pressure and changes in downstream flow requirements.

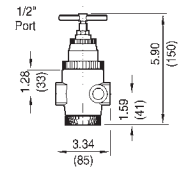

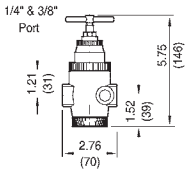

Features:
- pressure range 5-125 PSI
- inlet pressure: **400 PSI**
- T-handle adjustment
- brass body and aluminum bonnet
- non-relieving type
- gauge port is full-flow and can be used as an outlet port
- supplied with GC230 gauge
- temperature range:
  - water service: **35°** to **200°F (2°C to 93°C)**
  - air service: **-30°** to **200°F (-34°C to 93°C)**

Port Size	Flow (GPM)	**with Gauge** Part #
¼"	5	***R43-201RG***
⅜"	5	***R43-301RG***
½"	10	***R43-406RG***

11-009 Water Regulators

Application:
Balanced valve minimizes effects of the inlet pressure variations on outlet pressure.

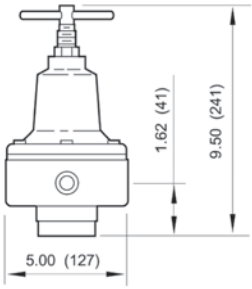

Features:
- inlet pressure: **400 PSI**
- T-handle adjustment
- non-relieving type
- body, valve and bottom plug are brass, bonnet is aluminum and steel
- elastomers are nitrile
- temperature range:
  - water service: **35°** to **200°F (2° to 93°C)**
  - air service: **-30°** to **200°F (-34° to 93°C)**

Port Size	Flow (GPM)	**without Gauge** Part #
¾"	27.5	***11-009-065***
1"	27.5	***11-009-081***

B72 Sub-Compact Filter / Regulators

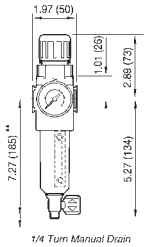

** minimum clearance required to remove bowl

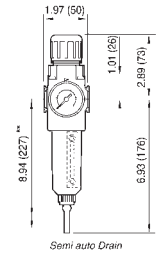

** minimum clearance required to remove bowl

Features:
- particle removal per ISO 8573-1, Class 5 and Class 3
- pressure range 5-150 PSI
- in-line or modular installation
- 40 micron element
- 2 oz. reservoir
- quick-release bayonet bowl
- prismatic lens liquid level indicator
- supplied with GC620 gauge
- inlet pressure:
  - transparent bowl: **150 PSI** and **125°F (52°C)**
  - metal bowl: **250 PSI** and **150°F (66°C)**

Transparent Bowl

Port Size	Flow (SCFM)	**Semi-Automatic Drain** Part #	**Manual Drain** Part #
¼"	80	***B72G-2AG***	***B72G-2MG***

Metal Bowl and Sight Glass

Port Size	Flow (SCFM)	**Semi-Automatic Drain** Part #	**Manual Drain** Part #
¼" ⅜"	80	***B72G-2AG-MB*** ***B72G-3AG-MB***	***B72G-2MG-MB*** ***B72G-3MG-MB***

with transparent bowl

with metal bowl

See pages 422 to 427 for accessories.

⚠ FRL's are designed for air service only, unless otherwise indicated.

SCFM ratings given at 150 PSIG inlet pressure.

MURDOCK industrial | Sales@MurdockIndustrial.com www.HoseWarehouse.com | Phone: 330-535-7105 Fax: 330-535-1125 | Skype: MurdockIndustrial

B73 Compact Filters / Regulators

with transparent bowl

with metal bowl

Features:

- particle removal per ISO 8573-1, Class 5 and Class 3
- pressure range 5-150 PSI
- in-line or modular installation
- 40 micron element
- 3.5 oz. reservoir
- quick-release bayonet bowl
- prismatic lens liquid level indicator
- supplied with GC230 gauge
- inlet pressure:
  - transparent bowl: **150 PSI** and **125°F (52°C)**
  - metal bowl: **250 PSI** and **175°F (79°C)**

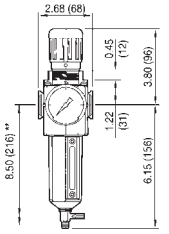

1/4 Turn Manual Drain
** minimum clearance required to remove bowl

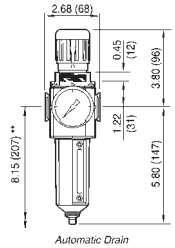

Automatic Drain
** minimum clearance required to remove bowl

Transparent Bowl

Port Size	Flow (SCFM)	Automatic Drain Part #	Manual Drain Part #
¼"	78	***B73G-2AG***	***B73G-2MG***
⅜"	123	***B73G-3AG***	***B73G-3MG***
½"	123	***B73G-4AG***	***B73G-4MG***

Metal Bowl and Sight Glass

Port Size	Flow (SCFM)	Automatic Drain Part #	Manual Drain Part #
¼"	78	***B73G-2AG-MB***	***B73G-2MG-MB***
⅜"	123	***B73G-3AG-MB***	***B73G-3MG-MB***
½"	123	***B73G-4AG-MB***	***B73G-4MG-MB***

B74 Standard Filters / Regulators

with guard

with metal bowl

Features:

- pressure range 5-150 PSI
- 40 micron element
- 7 oz. reservoir
- relieving type
- supplied with GC230 gauge
- inlet pressure:
  - transparent bowl: **5-150 PSI** and **125°F (52°C)**
  - metal bowl: **5-150 PSI** and **175°F (79°C)**

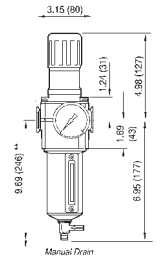

Manual Drain
** minimum clearance required to remove bowl

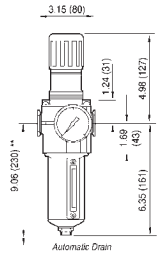

Automatic Drain
** minimum clearance required to remove bowl

Transparent Bowl and Guard

Port Size	Flow (SCFM)	Automatic Drain Part #	Manual Drain Part #
½"	212	***B74G-4AG***	***B74G-4MG***
¾"	212	***B74G-6AG***	***B74G-6MG***

Metal Bowl and Sight Glass

Port Size	Flow (SCFM)	Automatic Drain Part #	Manual Drain Part #
⅜"	163	***B74G-3AG-MB***	***B74G-3MG-MB***
½"	212	***B74G-4AG-MB***	***B74G-4MG-MB***
¾"	212	***B74G-6AG-MB***	***B74G-6MG-MB***

See pages 422 to 427 for accessories.

⚠ FRL's are designed for air service only, unless otherwise indicated.

SCFM ratings given at 150 PSIG inlet pressure.

MURDOCK industrial | Sales@MurdockIndustrial.com www.HoseWarehouse.com | Phone: 330-535-7105 Fax: 330-535-1125 | Skype: MurdockIndustrial

L72 Sub-Compact Micro-Fog Lubricators

Application:

- Micro-fog lubricators, identified by a red adjusting screw, are used for applications containing one or more points of lubrication, cylinders and multiple or single tools.
- Air flow through the lubricator lifts oil from the reservoir to the sight-feed dome. Oil is dropped into the fog generator and atomized into a fine mist. Lightweight particles are delivered downstream for lubrication. Heavier particles fall back into the reservoir.
- The micro-fog lubricator delivers 10% of the oil drops visible through the transparent sight-feed dome.
- Micro-fog lubricators cannot be filled under pressure.

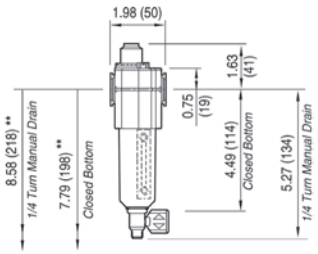

** minimum clearance required to remove bowl

Features:

- 2 oz. reservoir
- in-line or modular installation
- quick release bayonet bowl
- micro-fog design delivers aerosol mist
- recommended lubricants: misting type oil rated 50 to 200 SSU (ISO Grade 7 to 46) at **100°F (38°C)**
- maximum operating conditions:
  - transparent bowl: **150 PSI** and **125°F (52°C)**
  - metal bowl: **250 PSI** and **175°F (79°C)**

Port Size	Flow (SCFM)	**Transparent Bowl** Part #	**Metal Bowl** Part #
¼"	51	***L72M-2***	***L72M-2MB***

SCFM ratings given at 90 PSIG inlet pressure.

with transparent bowl

L73 Compact Micro-Fog Lubricators

Features:

- 4 oz. reservoir
- in-line or modular installation
- quick release bayonet bowl
- micro-fog design delivers aerosol mist
- recommended lubricants: misting type oil rated 50 to 200 SSU (ISO Grade 7 to 46) at **100°F (38°C)**
- maximum operating conditions:
  - transparent bowl: **150 PSI** and **125°F (52°C)**
  - metal bowl: **250 PSI** and **175°F (79°C)**

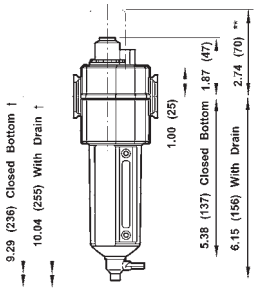

Port Size	Flow (SCFM)	**Transparent Bowl** Part #	**Metal Bowl** Part #
¼"	70	***L73M-2***	***L73M-2MB***
⅜"	70	***L73M-3***	***L73M-3MB***
½"	70	***L73M-4***	***L73M-4MB***

SCFM ratings given at 90 PSIG inlet pressure.

with transparent bowl

See pages 422 to 427 for accessories.

FRL's are designed for air service only, unless otherwise indicated.

MURDOCK industrial | Sales@MurdockIndustrial.com www.HoseWarehouse.com | Phone: 330-535-7105 Fax: 330-535-1125 | Skype: MurdockIndustrial

Applications:

- Micro-fog lubricators, identified by a red adjusting screw, are used for applications containing one or more points of lubrication, cylinders and multiple or single tools.
- Air flow through the lubricator lifts oil from the reservoir to the sight-feed dome. Oil is dropped into the fog generator and atomized into a fine mist. Lightweight particles are delivered downstream for lubrication. Heavier particles fall back into the reservoir.
- The micro-fog lubricator delivers 10% of the oil drops visible through the transparent sight-feed dome.
- *Micro-fog lubricators cannot be filled under pressure.*

L74 Standard Micro-Fog Lubricators

transparent bowl

Features:

- 7 oz. reservoir
- in-line or modular installation
- quick release bayonet bowl
- micro-fog design delivers aerosol mist
- recommended lubricants: misting type oil rated 50 to 200 SSU (ISO Grade 7 to 46) at **100°F (38°C)**
- maximum operating conditions:
  - transparent bowl: **150 PSI** and **125°F (52°C)**
  - metal bowl: **250 PSI** and **175°F (79°C)**

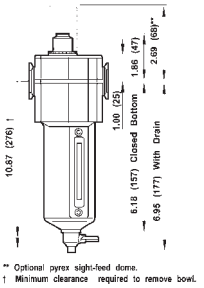

Port Size	Flow (SCFM)	**Transparent Bowl** Part #	**Metal Bowl** Part #
⅜"	114	***L74M-3***	***L74M-3MB***
½"	154	***L74M-4***	***L74M-4MB***
¾"	142	***L74M-6***	***L74M-6MB***

SCFM ratings given at 90 PSIG inlet pressure.

L17 Jumbo Micro-Fog Lubricators

Features:

- 1 qt. reservoir
- oil level sight gauge
- one turn threaded bowl attachment permits easy maintenance
- inlet pressure: **250 PSI**
- maximum temperature: **175°F (79°C)**

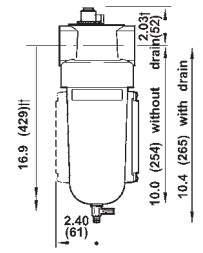

Port Size	Flow (SCFM)	**Metal Bowl with Sight Glass** Part #
¾"	160	***L17-600A***
1"	275	***L17-800A***
1¼"	275	***L17-A00A***
1½"	275	***L17-B00A***

SCFM ratings given at 90 PSIG inlet pressure.

10-076 Jumbo General Purpose Oil-Fog Lubricators

Features:

- 2 gallon reservoir
- oil flow can be positively set
- reservoir is ASME constructed
- inlet pressure: **250 PSI**
- maximum temperature: **175°F (79³C)**
- oil level sight gauge

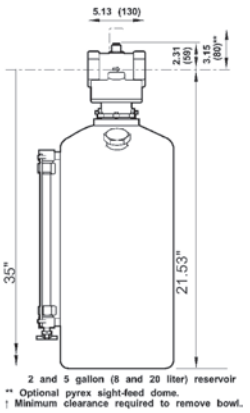

Port Size	Flow (SCFM)	**Metal Bowl with Sight Glass** Part #
2"	1000	***10-076-004***

See pages 422 to 427 for accessories.
See page 367 for air tool lubricant.

SCFM ratings given at 100 PSIG inlet pressure.

FRL's are designed for air service only, unless otherwise indicated.

MURDOCK industrial | Sales@MurdockIndustrial.com www.HoseWarehouse.com | Phone: 330-535-7105 Fax: 330-535-1125 | Skype: MurdockIndustrial

Micro-Fog Lubricator with Pyrex Sight Feed Dome

Application:

- Designed for use with alcohol or other anti-freeze agents when units are installed in cold temperature environments.
- Micro-fog lubricators are used for applications containing one or more points of lubrication, cylinders and multiple or single tools.
- Air flow through the lubricator lifts oil from the reservoir to the sight-feed dome. Oil is dropped into the fog generator and atomized into a fine mist. Lightweight particles are delivered downstream for lubrication. Heavier particles fall back into the reservoir.

Features:

- high pressure sight feed dome with aluminum case and fluorocarbon O-rings and seals; high pressure sight glass on bowls and metal petcock drain
- The micro-fog lubricator delivers 10% of the oil drops visible through the transparent sight-feed dome.
- *Micro-fog lubricators cannot be filled under pressure.*

Compact

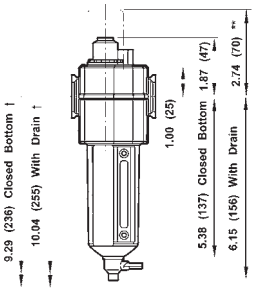

Features:

- 4 oz. reservoir
- in-line or modular installation
- quick release bayonet bowl
- micro-fog design delivers aerosol mist
- recommended lubricants: misting type oil rated 50 to 200 SSU (ISO Grade 7 to 46) at 100°F
- inlet pressure: **250 PSI**
- maximum temperature: **175°F (79°C)**

Port Size	Flow (SCFM)	**Metal Bowl with Sight Glass** Part #
⅜"	60	***L73M-3MBPX***
½"	60	***L73M-4MBPX***

Standard

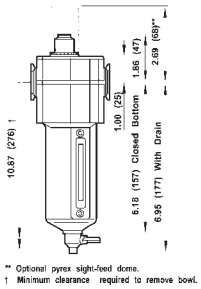

Features:

- 7 oz. reservoir
- in-line or modular installation
- quick release bayonet bowl
- micro-fog design delivers aerosol mist
- recommended lubricants: misting type oil rated 50 to 200 SSU (ISO Grade 7 to 46) at 100°F
- inlet pressure: **250 PSI**
- maximum temperature: **175°F (79°C)**

Port Size	Flow (SCFM)	**Metal Bowl with Sight Glass** Part #
⅜"	114	***L74M-3MBPX***
½"	154	***L74M-4MBPX***
¾"	142	***L74M-6MBPX***

Jumbo

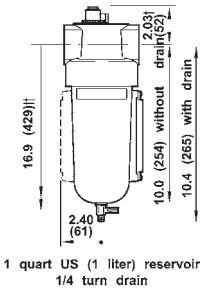

Features:

- 1 qt. reservoir
- oil level sight gauge
- particle removal per ISO 8573-1, class 5 and class 3
- one turn threaded bowl attachment permits easy maintenance
- inlet pressure: **250 PSI**
- maximum temperature: **175°F (79°C)**

Port Size	Flow (SCFM)	**Metal Bowl with Sight Glass** Part #
1"	275	***L17-800APX***

See pages 422 to 427 for accessories.
See page 367 for air tool lubricant.

FRL's are designed for air service only, unless otherwise indicated.

SCFM ratings given at 90 PSIG inlet pressure.

MURDOCK industrial | Sales@MurdockIndustrial.com www.HoseWarehouse.com | Phone: 330-535-7105 Fax: 330-535-1125 | Skype: MurdockIndustrial

L74 Standard Oil-Fog Lubricators

metal bowl

Applications:
- Oil-fog lubricators, identified by a green adjusting screw, are used for lubricating a single air tool or air motor and should be installed as near the device as possible.

Features:
- all the oil visible dropping through the transparent sight-feed dome goes to the airstream
- L72C, L73C and L74C OIL-FOG lubricators can be filled under pressure
- in-line or modular installation
- quick release bayonet bowl
- can be filled under pressure
- recommended lubricants: misting type oil rated 50 to 200 SSU (ISO Grade 7 to 46) at 100°F
- maximum operating conditions:
  - transparent bowl: **150 PSI** and **125°F (52°C)**
  - metal bowl: **250 PSI** and **175°F (79°C)**
- 7 oz. reservoir

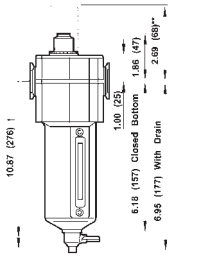

** Optional pyrex sight-feed dome.
† Minimum clearance required to remove bowl.

Port Size	Flow (SCFM)	**Transparent Bowl** Part #	**Metal Bowl** Part #
⅜"	118	***L74C-3***	***L74C-3MB***
½"	192	***L74C-4***	***L74C-4MB***
¾"	186	***L74C-6***	***L74C-6MB***

L17 Jumbo Oil-Fog Lubricators

metal bowl

Application:
- Oil-fog lubricators, identified by a green adjusting screw, are used for lubricating a single air tool or air motor and should be installed as close to the device as possible.

Features:
- 1 qt. reservoir
- oil level sight gauge
- All the oil visible dropping through the transparent sight-feed dome goes to the airstream.
- one turn threaded bowl attachment permits easy maintenance
- inlet pressure: **250 PSI**
- maximum temperature: **175°F(79°C)**

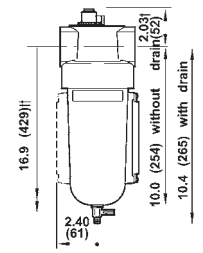

1 quart US (1 liter) reservoir
1/4 turn drain

Port Size	Flow (SCFM)	**Metal Bowl with Sight Glass** Part #
¾"	160	***L17-600D***
1"	275	***L17-800D***
1½"	275	***L17-B00D***

See pages 422 to 427 for accessories.
See page 367 for air tool lubricant.

⚠ FRL's are designed for air service only, unless otherwise indicated.

SCFM ratings given at 90 PSIG inlet pressure.

MURDOCK industrial | Sales@MurdockIndustrial.com www.HoseWarehouse.com | Phone: 330-535-7105 Fax: 330-535-1125 | Skype: MurdockIndustrial

E73 Compact Combination Units

Features:

- 5-150 PSI range
- 4 oz. reservoir
- inlet pressure:
  - transparent bowl: **150 PSI** and **125°F (52°C)**
  - metal bowl: **250 PSI** and **175°F (79°C)**
- supplied with a G230 gauge
- connected modularly
- Includes 2 clamps and wall mounting brackets # 4314-52, 2 clamps # 4314-51 and 2 NPT pipe adapters #4315-01.

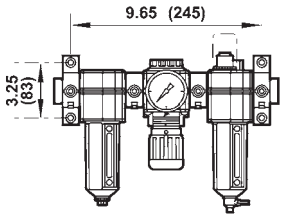

metal bowls

Transparent Bowl

Port Size	Flow (SCFM)	Automatic Drain Part #	Manual Drain Part #
¼"	70	***E73-2A***	***E73-2M***
⅜"	70	***E73-3A***	***E73-3M***
½"	70	***E73-4A***	***E73-4M***

Metal Bowl

Port Size	Flow (SCFM)	Automatic Drain Part #	Manual Drain Part #
⅜"	70	***E73-3A-MB***	***E73-3M-MB***
½"	70	***E73-4A-MB***	***E73-4M-MB***

E74 Standard Combination Units

Features:

- pressure range 5-150 PSI
- 7 oz. reservoir
- inlet pressure:
  - transparent bowl: **150 PSI** and **125°F (52°C)**
  - metal bowl: **250 PSI** and **175°F (79°C)**
- models supplied with a GC230 gauge
- connected modularly
- Includes 2 clamps and wall mounting brackets # 4314-52, 2 clamps # 4314-51 and 2 NPT pipe adapters.

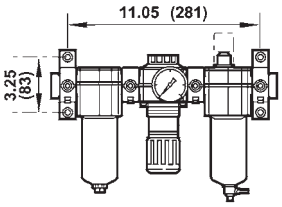

transparent bowl with guard

Transparent Bowl and Guard

Port Size	Flow (SCFM)	Automatic Drain Part #	Manual Drain Part #
½"	150	***E74-4A***	***E74-4M***
¾"	140	***E74-6A***	***E74-6M***

Metal Bowl and Sight Glass

Port Size	Flow (SCFM)	Automatic Drain Part #	Manual Drain Part #
⅜"	110	***E74-3A-MB***	***E74-3M-MB***
½"	150	***E74-4A-MB***	***E74-4M-MB***
¾"	140	***E74-6A-MB***	***E74-6M-MB***

P8A Jumbo Combination Units

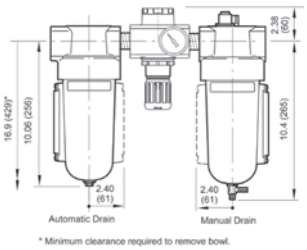

Features:

- pressure range 5-125 PSI
- 1 qt. reservoir
- inlet pressure: **250 PSI**
- maximum temperature: **175°F (79°C)**

with metal bowls

Metal Bowl and Sight Glass

Port Size	Flow (SCFM)	Automatic Drain Part #	Manual Drain Part #
1"	275	***P8A-860A***	***P8A-860M***

SCFM ratings given at 90 PSIG inlet pressure.

⚠ FRL's are designed for air service only, unless otherwise indicated.

MURDOCK industrial | Sales@MurdockIndustrial.com www.HoseWarehouse.com | Phone: 330-535-7105 Fax: 330-535-1125 | Skype: MurdockIndustrial

17-016 Drip Leg Automatic Drain

Application:
- Used in compressed air systems to automatically expel liquids from piping systems. Installed at low points in piping and at end of pipe network where water is likely to accumulate.

Features:
- metal bowl
- drain is ported to ⅛" NPT
- inlet pressure: **250 PSIG**
- maximum temperature: **175°F (79°C)**

Port Size	Part #
½"	***17-016-107***

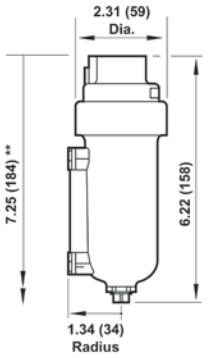

** Minimum clearance to remove bowl.

Filter Elements

5 micron element
5925-03

Used On	**Description**	Part #
F07	5 micron	***3652-11***
F08	5 micron 40 micron	***3161-16*** ***3161-18***
F17	5 micron bronze 25 micron bronze 40 micron bronze	***5311-01*** ***5311-02*** ***5311-03***
F18	5 micron bronze 25 micron bronze 50 micron bronze	***5882-11*** ***5882-12*** ***5882-13***
F72	5 micron 40 micron	***5925-03*** ***5925-02***
F73	5 micron 40 micron	***4438-01*** ***4438-03***
F74	5 micron 40 micron	***4338-04*** ***4338-05***

Filter Bowl / Bowl Guards

transparent bowl and guard
4325-51R

Used On	Description	Part #
F07	polycarbonate bowl with auto drain polycarbonate bowl with manual drain	***3646-51*** ***3646-53***
F08	transparent bowl with manual drain	***3776-50***
F17	metal bowl with petcock drain	***5390-77***
F72	transparent bowl with manual drain transparent bowl with semi-automatic drain	***4266-50RF*** ***4266-52RF***
F73	transparent bowl with manual drain, ¼ turn transparent bowl with auto drain	***4425-50RF*** ***4425-51RF***
F74	plastic bowl assembly with guard and ¼ turn manual drain plastic bowl assembly with guard and automatic drain	***4325-51R*** ***4325-52R***

MURDOCK industrial | Sales@MurdockIndustrial.com www.HoseWarehouse.com | Phone: 330-535-7105 Fax: 330-535-1125 | Skype: MurdockIndustrial

Filter Drains

Used On	Description	Part #
F17,F74	auto drain manual drain manual drain assembly	***3000-10*** ***619-50*** ***2796-52***
F72,F73	auto drain	***4000-51R***
F72,F73 F74	manual drain	***619-50***

auto drain
3000-10

Filter Lens Kits

Used On	Description	Part #
F72	liquid level lens kit	***4380-020***
F73	liquid level lens kit	***4380-030***
F74	high pressure dome sight glass kit	***4380-051***

liquid level lens kit
4380-030

Filter Indicator Conversion Kit

Features:
- allows addition of service life indicator in the field
- for general purpose and oil removal filters

Used On	Description	Part #
F72,F73,F74	service life indicator	***5797-50***

G

Filter Service Kit

Used On	Description	Part #
F17 F18 F73 F74	O-rings, seals, and gaskets	***5578-05*** ***5945-50*** ***4380-600*** ***4380-700***



4380-700

Filter Oil / Vapor Removal Filters

Used On	Description	Part #
F74C	oil removal filter	***4344-01***
F74H	oil removal filter	***4344-02***
F74V	vapor removal filter	***4341-01***

MURDOCK industrial | Sales@MurdockIndustrial.com www.HoseWarehouse.com | Phone: 330-535-7105 Fax: 330-535-1125 | Skype: MurdockIndustrial

Regulator Springs

4432-02

Used On	Pressure Ratings	Part #
R74	5-60 PSI	***4332-01***
	5-150 PSI	***4332-02***

Tamper Resistant Covers

Features:
- helps prevent unauthorized pressure adjustment setting
- cover can be locked in place with up to four padlocks
- installs on adjusting knob

Used On	Description	Part #
R72	tamper resistant cover with seal wire	***4255-51***
R73	tamper resistant cover with seal wire	***4455-51***
R74	tamper resistant cover with seal wire	***4355-51***

Regulator Panel Nuts

panel nut

Used On	Description	Part #
R07	plastic panel nut	***2962-89***
R08	plastic panel nut	***5191-89***
R17	metal panel nut	***5226-97***
R72	plastic panel nut	***4248-89***
R73	zinc panel nut	***5191-88***
R74	zinc panel nut	***4348-89***

Regulator Diaphragm Relieving Kits

3407-02

4381-700

Used On	Description	Part #
R07	diaphragm, relieving	***3407-02***
R08		***5298-14***
R11		***529-03***
R17		***5578-02***
R72		***4381-500***
R73		***4381-600***
R74		***4381-700***

MURDOCK industrial | Sales@MurdockIndustrial.com www.HoseWarehouse.com | Phone: 330-535-7105 Fax: 330-535-1125 | Skype: MurdockIndustrial

Lubricator Bowl / Bowl Guards

Used On	Description	Part #
L07	polycarbonate bowl with manual drain	***3646-54***
L73	transparent bowl with manual drain	***4425-50RL***
L74	metal bowl with liquid level indicator and ¼ turn manual drain	***4303-77R***
	transparent bowl with manual drain	***4325-50R***

3646-54

Seal Wire

Features:

- provides tamper resistant protection of the lubricator drip rate setting

Used On	Description	Part #
L73, L74	metal wire	***2117-01***

seal wire

Domes, Caps and Plugs

Used On	Description	Part #
L08	quick fill cap	***18-011-024***
L17, L74	quick fill cap	***18-011-021***
L73, L74	aluminum fill plug	***5301-55***
L17, L72, L73, L74	sight feed dome (micro-fogging design)	***4055-50***
L72, L74	sight feed dome (oil-fogging design)	***4055-51***
L74	high pressure sight feed dome	***5605-50***
	liquid level indicator repair kit	***4380-050***

18-011-021

5605-50

G

Lubricator Seal Kits

Used On	Description	Part #
L17	O-rings, seals, and gaskets	***5771-02***
L73		***4382-600***
L74		***4382-700***

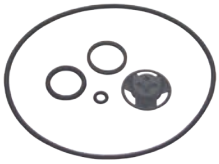

5771-02

MURDOCK industrial | Sales@MurdockIndustrial.com www.HoseWarehouse.com | Phone: 330-535-7105 Fax: 330-535-1125 | Skype: MurdockIndustrial

Quick Clamps and Brackets

quick-clamp

bracket

quick-clamp with bracket

Features:
Quick-clamp
- provides modular installation capability
- flanges designated to slide into V grooves in clamp
- face-sealing O-rings provide a positive seal when clamp is closed and screw tightened

Bracket for quick-clamp
- provides secure mounting to a wall, machine panel or other flat surface

Used On Filter/ Regulator/ Lubricator Series	Description	Part #
L72 F72 R72	quick-clamp quick-clamp service kit (2 O-rings) quick-clamp and bracket assembly	***4214-51*** ***4384-570*** ***4214-52***
F73, F74, R73, R74, L72, L73	quick-clamp quick-clamp service kit (2 O-rings) wall bracket for quick-clamp (uses 7/32" screws) quick-clamp and bracket assembly	***4314-51*** ***4384-770*** ***4313-50*** ***4314-52***

Blocks

porting block

manifold block

Features:
- installed with quick-clamps
- provides additional outlets and manifolding capability

Used On Filter/ Regulator/ Lubricator Series	Description	Part #
F73, F74, R73, R74, L73, L74	porting block, three ¼" PTF outlets manifold block, three ¾" PTF outlets	***4316-50*** ***4328-50***

Pipe Adapters

pipe adapters

Features:
- installed with quick-clamps
- provides PTF connections to system piping
- sold individually

Used On Filter/ Regulator/ Lubricator Series	Description	Part #
L72, F72, R72	¼" PTF connections ⅜" PTF connections	***4215-02*** ***4215-03***
F73, F74, R73, R74, L73, L74	¼" PTF connections ⅜" PTF connections ½" PTF connections ¾" PTF connections	***4315-01*** ***4315-02*** ***4315-03*** ***4315-04***

- Used on Filters / Regulators / Lubricator series

MURDOCK industrial | Sales@MurdockIndustrial.com www.HoseWarehouse.com | Phone: 330-535-7105 Fax: 330-535-1125 | Skype: MurdockIndustrial

Mounting Brackets

Used On	Description	Part #
F07	mounting bracket only	***5939-06***
L07	mounting bracket only	***5095-17***
F17, L17	mounting bracket kit for ¾" and 1" ported units	***6212-50***

mounting bracket
6212-50

Wall Mounting Brackets

Features:

- alternate to quick-clamps and pipe adapters
- used to secure to a wall, machine panel or other flat surface
- Use close nipples on page 662 to connect combination unit and then place in bracket.

4324-50

Used On Filter/ Regulator/ Lubricator Series	Description	Part #
L72, F72, R72	wall mounting bracket for all F72 series	***4224-50***
L73, F73, R72	wall mounting bracket for all F73 series	***4424-50***
L74, F74, R74	wall mounting bracket for all F74 series	***4324-50***

Regulator Mounting Brackets

Used On Filter/ Regulator/ Lubricator Series	Description	Part #
B07, R07 B08, R08 R17	mounting bracket with plastic panel nut	***18-025-003*** ***5203-06*** ***5570-04***

18-025-003

5203-06

MURDOCK industrial | Sales@MurdockIndustrial.com www.HoseWarehouse.com | Phone: 330-535-7105 Fax: 330-535-1125 | Skype: MurdockIndustrial

F602 Compact

Polycarbonate bowl with guard

Features:
- 40 micron polypropylene element
- 4.4 oz. bowl
- zinc body
- maximum operating:
  - temperature range: **40°F (4°C) to 125°F (52°C)**
  - maximum pressure: **150 PSIG** (10.2 bar)

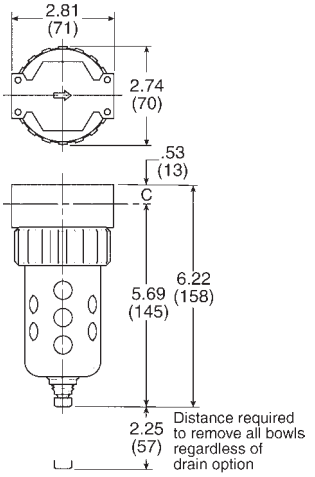

Polycarbonate Bowl with Metal Bowl Guard

Size	Flow (SCFM)	Automatic Drain Part #	Manual Drain Part #
¼"	53	***F602-02BJR***	***F602-02BJ***
⅜"	80	***F602-03BJR***	***F602-03BJ***
½"	85	***F602-04BJR***	***F602-04BJ***

Zinc Bowl with Sight Glass

Size	Flow (SCFM)	Automatic Drain Part #	Manual Drain Part #
¼"	53	***F602-028A***	***F602-024A***
⅜"	80	***F602-038A***	***F602-034A***
½"	85	***F602-048A***	***F602-044A***

SCFM ratings given at 90 PSIG inlet pressure.

F602 Hi-Flow

Features:
- 40 micron polypropylene element
- automatic drain operating conditions:
  - temperature range: **40°F (4°C) to 120°F (49°C)**
  - maximum operating: **175 PSIG** (12 bar)
- manual drain operating conditions:
  - temperature range: **40°F (4°C) to 150°F (66°C)**
  - maximum operating: **250 PSIG** (17 bar)

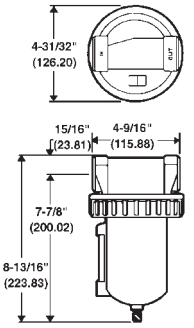

Zinc Body with Sight Glass and 16" Bowl

Size	Flow (SCFM)	Automatic Drain Part #	Manual Drain Part #
¾"	270	***F602-06WJR***	***F602-06WJ***
1"	300	***F602-08WJR***	***F602-08WJ***
1½"	450	***F602-12WJR***	***F602-12WJ***

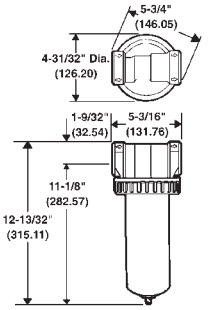

Aluminum Body with 26" Bowl

Size	Flow (SCFM)	Automatic Drain Part #	Manual Drain Part #
2"	1200	***F602-16WJR***	***F602-16WJ***

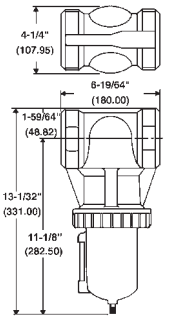

See pages 433 to 434 for accessories.

⚠ FRL's are designed for air service only, unless otherwise indicated.

SCFM ratings given at 90 PSIG inlet pressure.

MURDOCK industrial | Sales@MurdockIndustrial.com www.HoseWarehouse.com | Phone: 330-535-7105 Fax: 330-535-1125 | Skype: MurdockIndustrial

Watts Filters/Regulators

B11 Compact

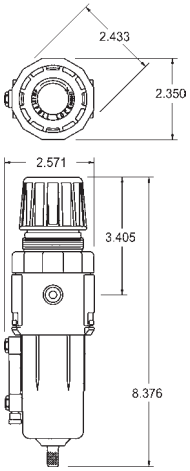

Features:
- pressure range **2 - 125 PSIG** (.15 - 8.5 bar)
- temperature range: **40°F (4°C) to 120°F (49°C)**
- 40 micron filter
- 4 oz. bowl
- zinc body
- relieving type
- diaphragm operated
- spring adjustment mechanism
- glass-filled acetal plastic spring cage
- tamper resistant, snap lock, removable knobs
- uses a GC230 gauge (not supplied)

Size	Flow (SCFM)	**Automatic Drain** Part #	**Manual Drain** Part #
¼"	60	***B11-02WJCR***	***B11-02WJC***
⅜"	70	***B11-03WJCR***	***B11-03WJC***
½"	80	***B11-04WJCR***	***B11-04WJC***

SCFM ratings given at 100 PSIG inlet pressure.

Watts Regulators

R643 Miniature

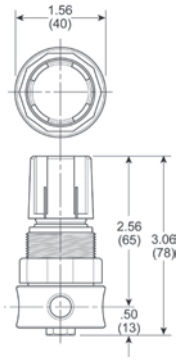

Features:
- pressure range **2 - 125 PSIG** (.15 - 8.5 bar)
- inlet pressure: **300 PSIG** (20.4 bar) maximum
- temperature range: **40°F (4°C) to 120°F (49°C)**
- relieving type
- diaphragm operated
- non-rising adjusting knob
- ⅛" gauge port

R374-02CG

R364-02C

Size	Flow (SCFM)	Body Material	**With Gauge** Part #	**Without Gauge** Part #
¼"	10 NEW	brass	***R364-02CG***	***R364-02C***
		aluminum	***R374-02CG***	***R374-02C***

SCFM ratings given at 100 PSIG inlet pressure.

See pages 433 to 434 for accessories.

⚠ FRL's are designed for air service only, unless otherwise indicated.

SCFM ratings given at 100 PSIG inlet pressure.

MURDOCK industrial | Sales@MurdockIndustrial.com www.HoseWarehouse.com | Phone: 330-535-7105 Fax: 330-535-1125 | Skype: MurdockIndustrial

Watts Regulators

R11 Compact

Features:

- pressure range **2 - 125 PSIG** (.15 - 8.5 bar)
- inlet pressure: **300 PSIG** (20.4 bar) maximum
- temperature range: **40°F (4°C) to 120°F (49°C)**
- zinc body
- relieving type
- diaphragm operated
- spring adjustment mechanism
- t-handle design
- uses a GC230 gauge

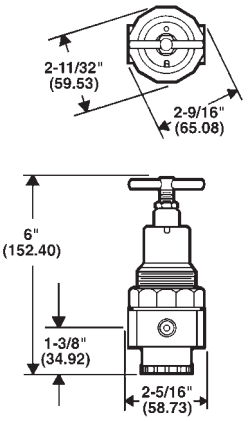

Size	Flow (SCFM)	With Gauge Part #	Without Gauge Part #
¼"	80	***R11-02CG***	***R11-02C***
⅜"	80	***R11-03CG***	***R11-03C***
½"	100	***R11-04CG***	***R11-04C***

SCFM ratings given at 100 PSIG inlet pressure.

R119 Standard

Features:

- pressure range **2 - 125 PSIG** (.15 - 8.5 bar)
- inlet pressure: **300 PSIG** (20.4 bar) maximum
- temperature range: **40°F (4°C) to 120°F (49°C)**
- zinc body
- relieving type
- diaphragm operated
- spring adjustment mechanism
- t-handle design
- brass bottom plug
- aluminum spring cage
- uses a GC230 gauge

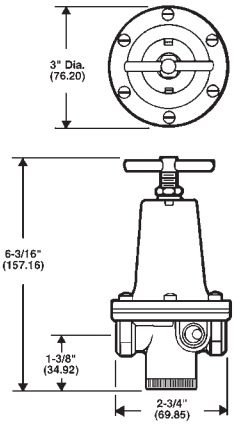

Size	Flow (SCFM)	With Gauge Part #	Without Gauge Part #
¼"	100	***R119-02CG***	***R119-02C***
⅜"	110	***R119-03CG***	***R119-03C***
½"	150	***R119-04CG***	***R119-04C***

SCFM ratings given at 100 PSIG inlet pressure.

R119 High-Flow

Features:

- pressure range **2 - 125 PSIG** (.15 - 8.5 bar)
- inlet pressure: **300 PSIG** (20.4 bar) maximum
- temperature range: **40°F (4°C)** to **120°F (49°C)**
- zinc body
- relieving type
- diaphragm operated
- spring adjustment mechanism
- t-handle design
- acetal bottom plug
- aluminum spring cage
- uses a GC230 gauge

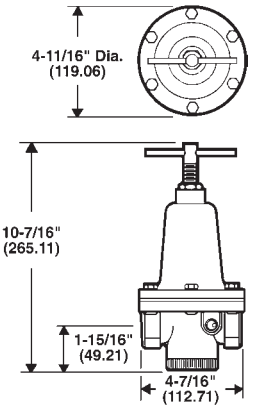

Size	Flow (SCFM)	With Gauge Part #	Without Gauge Part #
¾"	300	***R119-06CG***	***R119-06C***
1"	400	***R119-08CG***	***R119-08C***
1½"	500	***R119-12CG***	***R119-12C***

SCFM ratings given at 100 PSIG inlet pressure.

See pages 433 to 434 for accessories.

⚠ FRL's are designed for air service only, unless otherwise indicated.

MURDOCK industrial | Sales@MurdockIndustrial.com www.HoseWarehouse.com | Phone: 330-535-7105 Fax: 330-535-1125 | Skype: MurdockIndustrial

Watts Lubricators

General Features:
- general purpose use
- high performance over a very wide flow range

L606 Compact

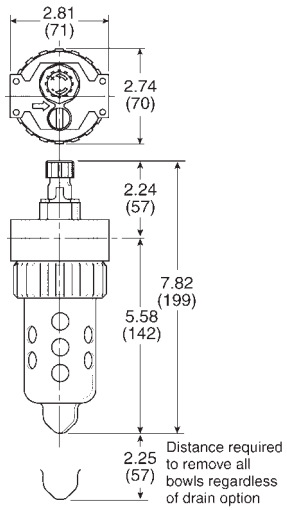

Features:
- 2.6 oz. bowl
- zinc body
- micromist
- maximum operating conditions:
  - temperature range: **40°F (4°C) to 125°F (52°C)**
  - maximum operating pressure: **150 PSIG** (10.2 bar)

Size	Flow (SCFM)	**Polycarbonate Bowl with Metal Bowl Guard** Part #	**Zinc Bowl Sight Glass with Twist Drain** Part #
¼"	40	***L606-02B***	***L606-024B***
⅜"	60	***L606-03B***	***L606-034B***
½"	90	***L606-04B***	***L606-044B***

SCFM ratings given at 90 PSIG inlet pressure.

Polycarbonate bowl with guard

L606 Standard

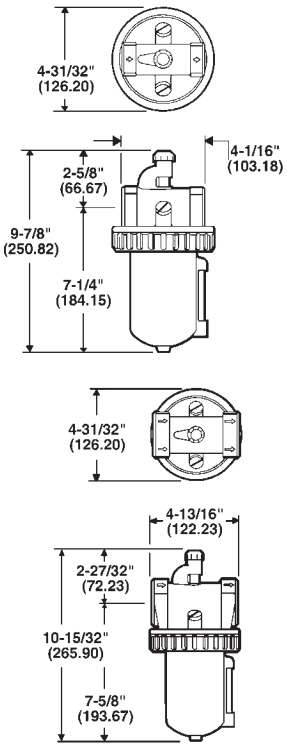

Features:
- 16 oz. bowl
- zinc body
- maximum operating conditions:
  - temperature range: **40°F (4°C) to 150°F (66°C)**
  - maximum operating pressure: **250 PSIG** (17 bar)
- ¾", 1" and 1½" are fillable while under pressure

Size	Flow (SCFM)	**Zinc Bowl with Sight Glass** Part #
¾"	325	***L606-06W***
1"	350	***L606-08W***
1½"	400	***L606-12W***

L606-12W

See pages 433 to 434 for accessories.
See page 367 for air tool lubricant.

⚠ FRL's are designed for air service only, unless otherwise indicated.

SCFM ratings given at 90 PSIG inlet pressure.

MURDOCK industrial | Sales@MurdockIndustrial.com www.HoseWarehouse.com | Phone: 330-535-7105 Fax: 330-535-1125 | Skype: MurdockIndustrial

Watts Combination Units

C11 Compact

Features:
- 4.5 oz. bowl
- 40 micron polypropylene element
- zinc body
- maximum operating conditions:
  - temperature range: **40°F** to **120°F (4°C** to **49°C)**
  - maximum operating pressure: **150 PSIG** (10.2 bar)

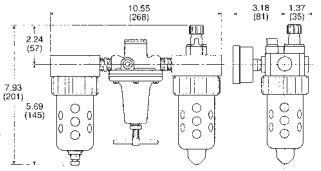

Polycarbonate Bowl with Metal Bowl Guard

Size	Flow (SCFM)	**Automatic Drain** Part #	**Manual Drain** Part #
¼"	40	***C11-02A***	***C11-02M***
⅜"	60	***C11-03A***	***C11-03M***
½"	85	***C119-04A***	***C119-04M***

SCFM ratings given at 90 PSIG inlet pressure.

C119 Standard

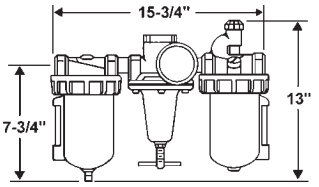

Features:
- 16 oz. bowl
- 40 micron polypropylene element
- zinc body
- maximum operating conditions:
  - temperature range: **40°F** to **150°F (4°C** to **66°C)**
  - maximum operating pressure: **250 PSIG** (17 bar)

Zinc Bowl with Sight Glass

Size	Flow (SCFM)	**Automatic Drain** Part #	**Manual Drain** Part #
¾"	275	***C119-06AMB***	***C119-06MMB***
1"	320	***C119-08AMB***	***C119-08MMB***
1½"	550	***C119-12AMB***	***C119-12MMB***

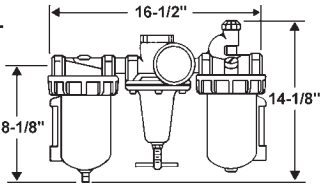

⚠ FRL's are designed for air service only, unless otherwise indicated.

SCFM ratings given at 90 PSIG inlet pressure.

MURDOCK industrial | Sales@MurdockIndustrial.com www.HoseWarehouse.com | Phone: 330-535-7105 Fax: 330-535-1125 | Skype: MurdockIndustrial

Watts Kits & Accessories

Filter Elements

Used On	Description	Part #
F602-02, F602-03, F602-04	40 micron	***PS701***
F602-06, F602-08, F602-12	5 micron	***EK602VB***
F602-06, F602-08, F602-12	40 micron	***EK602B***
F602-16	40 micron	***EK602G***

EK602G

Bowl with Twist Drain

Used On	Description	Part #
F602-02 F602-03 F602-04	polycarbonate bowl with twist drain	***PS732***

Filter Drains

Used On	Description	Part #
F602, F602-03, F602-04	auto float drain twist drain	***PS506*** ***PS512***

PS512

MURDOCK industrial | Sales@MurdockIndustrial.com www.HoseWarehouse.com | Phone: 330-535-7105 Fax: 330-535-1125 | Skype: MurdockIndustrial

Watts Kits & Accessories

Regulator Repair Kits

RK119B

Used On	Description	Part #
R11	relieving diaphragm, valve assembly	***RKR10Y***
R119-02 R119-03		***RK119Y***
R119-04		***RK119A***
R119-06 R119-08		***RK119B***
R119-12		***RK119D***
R364-02		***RKR164Y***

Lubricant Repair Kit

Used On	Description	Part #
L606-06 L606-08 L606-12	sight glass	***RKB605WB***

Lubricator Mounting Brackets

SA200AW57

Used On	Description	Part #
L606-02, F602-02, L606-03, F602-03, L606-04, F602-04	mounting bracket	***PS743***
F602 ¾", L606-06, F602-06	mounting bracket (2 required)	***SA200AW57***
F602 1", L606-08, F602-08	mounting bracket (2 required)	***SA200CW57***

Regulator Mounting Brackets

SAR10Y57

SA15Y57

Used On	Description	Part #
R11, B11	mounting bracket with panel nut	***SAR10Y57***
R119-02 R119-03	mounting bracket	***SA15Y57***
R119-04	mounting bracket	***18A57***
R119-06 R119-08 R119-12	mounting bracket	***18B57***
R364-02	mounting bracket with panel nut	***SA161X57***

MURDOCK industrial | Sales@MurdockIndustrial.com www.HoseWarehouse.com | Phone: 330-535-7105 Fax: 330-535-1125 | Skype: MurdockIndustrial

Dixon® Gauges

Applications:

- All of the gauges supplied by Dixon® are designed for long, reliable service under rugged conditions. Typical applications include those on pumps, hydraulic and pneumatic systems, compressors, machine tools and many other installations where it is necessary to have a gauge with a non-corrosive movement. The gauges available include standard dry and liquid-filled pressure gauges, compound pressure gauges, vacuum gauges and welding gauges. Materials available include brass, stainless steel and plastic.

Fig. Inter. - Figure Interval. (Increments between PSI numbers on gauge face.)
Grad. Inter. - Graduation Interval. (Fractional increments between PSI numbers on gauge face.)

ABS Standard Dry Gauges

Features:

- ASME B40.1, Grade B (± 3-2-3% accuracy)
- PowerFlex™ movement with polyester segment, designed to resist the effects of shock, vibration and pulsation.
- ABS plastic case, corrosion resistant
- c-shaped bronze safety bourdon tube (600 PSI and lower)
- helical wound bronze safety bourdon tube (1000 PSI and higher)
- polycarbonate window
- black aluminum pointer
- ambient temperature range: **-40°F** to **150°F (-40°C** to **66°C)**

GC230

Center Back Mounts

PSI Range	Fig. Inter.	Minor Grad.	**1½" Face ⅛" Center Back Mount** Part #	**2" Face ¼" Center Back Mount** Part #
0-15	1	.5	---	***GC200***
0-30	5	.5	**GC605**	***GC215***
0-60	5	1	**GC610**	***GC220***
0-100	10	2	**GC615**	***GC225***
0-160	20	5	**GC620**	***GC230***
0-200	20	5	**GC625**	***GC235***
0-300	30	5	---	***GC240***

Lower Mounts

PSI Range	Fig. Inter.	Minor Grad.	**2" face, ¼" lower mount** Part #	**2½" face ¼" lower mount** Part #	**3½" face ¼" lower mount** Part #
0-15	1	.5	**GL100**	***GL300***	***GS15-4***
0-30	5	.5	**GL115**	***GL320***	***GS30-4***
0-60	5	1	**GL120**	***GL325***	***GS60-4***
0-100	10	2	**GL125**	***GL330***	***GS100-4***
0-160	20	5	**GL130**	***GL335***	***GS160-4***
0-200	20	5	**GL135**	***GL340***	***GS200-4***
0-300	30	5	**GL140**	***GL345***	***GS300-4***
0-400	50	10	---	***GL347***	***GS400-4***
0-600	50	10	---	***GL350***	***GS600-4***
0-1000	200	20	---	***GL355***	***GS1000-4***
0-1500	300	50	---	***GL360***	---
0-2000	400	50	---	***GL365***	---
0-3000	500	100	---	***GL370***	---
0-5000	1000	100	---	***GL375***	---

GL140

MURDOCK industrial | Sales@MurdockIndustrial.com www.HoseWarehouse.com | Phone: 330-535-7105 Fax: 330-535-1125 | Skype: MurdockIndustrial

Stainless Steel Dry Gauges

Applications:
- Designed for severe service applications, providing the corrosion resistance and durability of a permanently sealed gauge.

Features:
- ± 2-1-2% accuracy
- 304 stainless steel case and crimp ring
- polycarbonate window
- ¼" NPT lower mount stainless connector
- 316 stainless bourdon tube and socket
- ambient temperature range: **-40°F** to **140°F (-40°C** to **60°C)**

GSS100

PSI Range	Fig. Inter.	Minor Grad.	**2½" Face ¼" Lower Mount** Part #
0-15	3	.2	***GSS15***
0-30	5	.5	***GSS30***
0-60	10	1	***GSS60***
0-100	20	2	***GSS100***
0-160	20	2	***GSS160***
0-200	50	5	***GSS200***
0-300	50	5	***GSS300***
0-400	100	10	***GSS400***
0-600	100	10	***GSS600***
0-1000	200	20	***GSS1000***
0-1500	300	20	***GSS1500***
0-2000	500	50	***GSS2000***
0-3000	500	50	***GSS3000***
0-5000	1000	100	***GSS5000***
0-10000	2000	200	***GSS10000***

Features:
- 1.6% accuracy, exceeds ASME B.40.100 Grade B
- 304 series stainless case
- polycarbonate window, 3½" across
- ¼" NPT lower mount stainless connector
- 316L stainless bourdon tube and socket, polyester segment
- temperature range: **-40°F** to **140°F (-40°C** to **60°C)**

GSS160-4

PSI Range	Fig. Inter.	Minor Grad.	**4" Face ¼" Lower Mount** Part #
0-15	3	.5	***GSS15-4***
0-30	5	.5	***GSS30-4***
0-60	10	1	***GSS60-4***
0-100	20	2	***GSS100-4***
0-160	20	2	***GSS160-4***
0-200	40	5	***GSS200-4***
0-300	50	5	***GSS300-4***
0-400	50	10	***GSS400-4***
0-600	100	10	***GSS600-4***
0-1000	200	10	***GSS1000-4***
0-1500	200	20	***GSS1500-4***
0-3000	500	50	***GSS3000-4***
0-5000	1000	100	***GSS5000-4***
0-10000	2000	200	***GSS10000-4***

MURDOCK industrial | Sales@MurdockIndustrial.com www.HoseWarehouse.com | Phone: 330-535-7105 Fax: 330-535-1125 | Skype: MurdockIndustrial

Brass Standard Dry Gauges

Features:
- ASME B40.100 Grade B (± 3/2/3% accuracy)
- polished brass case and ring
- copper alloy bourdon tube
- dual PSI / kPa scale dial
- temperature range **-40°F** to **140°F (-40°C** to **60°C)**

PSI Range	Fig. Inter.	Grad. Inter.	**2½" Face ¼" Lower Mount** Part #
0-15	3	.2	***GBR15***
0-30	5	.5	***GBR30***
0-60	10	1	***GBR60***
0-100	20	2	***GBR100***
0-160	20	2	***GBR160***
0-200	50	5	***GBR200***
0-300	50	5	***GBR300***
0-400	100	10	***GBR400***
0-600	100	10	***GBR600***
0-1000	200	20	***GBR1000***
0-1500	300	20	***GBR1500***
0-2000	500	50	***GBR2000***
0-3000	500	50	***GBR3000***
0-5000	1000	100	***GBR5000***

Process Gauges

Applications:
- Specifically designed for process, chemical and petroleum industries. Process gauges are engineered to deliver years of accurate service while withstanding vibration, corrosive media and corrosive atmosphere.

Features:
- temperature range: dry **-40°F** to **200°F (-40°C to 93°C)**
- case: black impact resistant thermoplastic, with safety blowout back, solid front, integral back flange (dry)
- ring: ethylene propylene
- wetted parts: 316L stainless steel
- window: polycarbonate
- dial: white aluminum
- pointer: black aluminum
- accuracy: ± 0.5% ANSI/ASME Grade 2A
- scale: single scale PSI only

PSI Range	Fig. Inter.	Grad. Inter.	**4½" Face ½" Lower Mount** Part #
0-30	5	.2	***PGS30***
0-60	10	.5	***PGS60***
0-100	10	1	***PGS100***
0-160	20	1	***PGS160***
0-200	20	2	***PGS200***
0-300	50	2	***PGS300***
0-600	10	5	***PGS600***
0-1000	100	10	***PGS1000***

MURDOCK industrial | Sales@MurdockIndustrial.com www.HoseWarehouse.com | Phone: 330-535-7105 Fax: 330-535-1125 | Skype: MurdockIndustrial

FlutterGuard™ Dry Gauges

Features:

- FlutterGuard™ virtually eliminates pointer flutter, making the gauge easier to read and reducing excessive movement wear. Liquid-free casing results in lighter weight and eliminates the chance of gauge leakage.
- ASME B40.1, Grade B (± 3-2-3% accuracy)
- ABS plastic case, corrosion resistant
- C-shaped bronze safety bourdon tube (600 PSI gauges and lower)
- helical wound bronze safety bourdon tube (1000 PSI gauges and higher)
- polycarbonate window
- black aluminum pointer
- PowerFlex™ movement with polyester segment, designed to resist the effects of shock, vibration and pulsation.
- ambient temperature range of **-40°F** to **150°F (-40°C** to **66°C)**

PSI Range	Fig. Inter.	Minor Grad.	**2½" Face ¼" Lower Mount** Part #
0-15	1	.5	***GL300FG***
0-30	5	.5	***GL320FG***
0-60	5	1	***GL325FG***
0-100	10	2	***GL330FG***
0-160	20	5	***GL335FG***
0-200	20	5	***GL340FG***
0-300	30	5	***GL345FG***
0-400	50	10	***GL347FG***
0-600	50	10	***GL350FG***
0-1000	200	20	***GL355FG***
0-1500	300	50	***GL360FG***
0-2000	400	50	***GL365FG***
0-3000	500	100	***GL370FG***
0-5000	1000	100	***GL375FG***

MURDOCK industrial | Sales@MurdockIndustrial.com www.HoseWarehouse.com | Phone: 330-535-7105 Fax: 330-535-1125 | Skype: MurdockIndustrial

Stainless Panel Builder Gauges

Applications:
- fits industry standard 2.56" panel hole cutout
- suitable for corrosive environments
- used in gaseous and liquid media

Features:
- ASME B40.100 Grade A ± 2-1-2% full scale accuracy
- 316L stainless steel wetted parts
- 304 stainless steel case and ring
- white aluminum with black lettering; stop pin
- black aluminum pointer
- glycerin filled case
- laminated safety glass window lens
- ambient temperature range: **-4°F** to **140°F (-20°C** to **60°C)**
- maximum media temperature **212°F** maximum

PSI Range	Fig. Inter.	Minor Grad.	**2½" Face ¼" Lower Back Mount** Part #
0-15	3	.2	***PBLSS15***
0-30	5	.5	***PBLSS30***
0-60	10	1	***PBLSS60***
0-100	20	2	***PBLSS100***
0-160	20	2	***PBLSS160***
0-200	50	5	***PBLSS200***
0-300	50	5	***PBLSS300***
0-400	100	10	***PBLSS400***
0-600	100	10	***PBLSS600***
0-800	200	20	***PBLSS800***
0-1000	200	20	***PBLSS1000***
0-1500	300	20	***PBLSS1500***
0-2000	500	50	***PBLSS2000***
0-3000	500	50	***PBLSS3000***
0-5000	1000	100	***PBLSS5000***

Contractor Pressure Gauges

Features:
- accuracy class: ± 1% of span
- wetted parts: copper alloy
- window: acrylic, snap in
- dial: aluminum, white
- pointer: aluminum, black, adjustable
- mounting flanged/bracket; rear flange: stainless steel
- case: stainless steel

PSI Range	**4½" face, ¼" Lower Mount** Part #
0-15	***4277750-0001***
0-30	***4277768-0001***
0-60	***4277776-0003***

MURDOCK industrial | Sales@MurdockIndustrial.com www.HoseWarehouse.com | Phone: 330-535-7105 Fax: 330-535-1125 | Skype: MurdockIndustrial

Compound Gauges

Features:
- ASME B40.1, Grade B accuracy (± 3-2-3 % accuracy)
- ABS plastic case, corrosion resistant
- bronze bourdon tube / brass socket
- polycarbonate window
- black aluminum pointer
- Powerflex movement with polyester segment, designed for extended wear
- temperature range of **-40°F** to **150°F (-40°C** to **66°C)**

Mercury (Hg)	PSI Range	Fig. Inter. (Hg / PSI)	Minor Grad. (Hg / PSI)	**2½" Face ¼" Center Back Mount** Part #	**2½" Face ¼" Lower Mount** Part #
30"	0-100	30 / 10	5 / 2	---	***GL310***
	0-160	30 / 20	5 / 5	***GC210***	---
	0-160	30 / 20	10 / 10	---	***GL110***
	0-200	30 / 20	10 / 10	---	***GL315***

Vacuum Gauges

Features:
- ASME B40.1, Grade B accuracy (± 3-2-3 % accuracy)
- ABS plastic case
- bronze bourdon tube
- polycarbonate crystal
- black aluminum pointer
- Powerflex movement with polyester segment, designed for extended wear
- temperature range: **-40°F** to **150°F (-40°C** to **66°C)**

Mercury (Hg)	Fig. Inter. (Hg / PSI)	Minor Grad. (Hg / PSI)	**2" Face ¼" Lower Mount** Part #	**2" Face ¼" Center Back Mount** Part #	**2½" Face ¼" Lower Mount** Part #
30"	5"	.5"	***GL105***	***GC205***	***GL305***

MURDOCK industrial | Sales@MurdockIndustrial.com www.HoseWarehouse.com | Phone: 330-535-7105 Fax: 330-535-1125 | Skype: MurdockIndustrial

ABS Case Liquid Filled Gauges

Feature:
- ASME B40.100, Grade B (± 3-2-3% accuracy)

PSI Range	Fig. Inter.	Minor Grad.	**2½" Face ¼" Lower Mount** Part #
0-15	3	.2	***GLP500***
0-30	5	.5	***GLP505***
0-60	10	1	***GLP510***
0-100	20	2	***GLP515***
0-160	20	2	***GLP517***
0-200	50	5	***GLP520***
0-300	50	5	***GLP525***
0-400	100	10	***GLP527***
0-600	100	10	***GLP530***
0-1000	200	20	***GLP535***
0-1500	300	20	***GLP540***
0-2000	500	50	***GLP545***
0-3000	500	50	***GLP550***
0-5000	1000	100	***GLP555***

Stainless Case Liquid Filled Gauges

Features:
- PowerFlex™ movement with polyester segment designed to resist the effects of shock, vibration and pulsation.
- ASME B40.100, Grade A (± 2-1-2% accuracy)
- copper alloy bourdon tube
- white aluminum dial with black numbers and black aluminum pointer
- ¼" NPT brass connection
- glycerin filled
- polycarbonate window
- temperature range: **-4°F** to **150°F (-20°C** to **65°C)**

GLSC420

PSI Range	Fig. Inter.	Minor Grad.	**2½" Face ¼" Center Back Mount** Part #	**2½" Face, ¼" Lower Mount** Part #
0-15	3	.5	***GLSC400***	***GLS400***
0-30	5	.5	***GLSC405***	***GLS405***
0-60	10	1	***GLSC410***	***GLS410***
0-100	20	2	***GLSC415***	***GLS415***
0-160	20	2	***GLSC417***	***GLS417***
0-200	40	5	***GLSC420***	***GLS420***
0-300	50	5	***GLSC425***	***GLS425***
0-400	50	5	***GLSC427***	***GLS427***
0-600	100	10	***GLSC430***	***GLS430***
0-1000	200	10	***GLSC435***	***GLS435***
0-1500	300	50	***GLSC440***	***GLS440***
0-2000	400	20	***GLSC445***	***GLS445***
0-3000	500	50	***GLSC450***	***GLS450***
0-5000	1000	100	***GLSC455***	***GLS455***

GLS430

MURDOCK industrial | Sales@MurdockIndustrial.com www.HoseWarehouse.com | Phone: 330-535-7105 Fax: 330-535-1125 | Skype: MurdockIndustrial

Stainless Steel Liquid Filled Gauges

Applications:
Designed for severe service applications, providing the corrosion resistance and durability of a permanently sealed gauge.

Features:
- ± 2-1-2% accuracy
- polycarbonate window
- ¼" NPT lower mount stainless connector
- 304 stainless case and crimp ring
- glycerin filled
- ambient temperature range: **-4°F** to **140°F (-20°C** to **60°C)**

GLSS1500

PSI Range	Fig. Inter.	Minor Grad.	**2½" Face ¼" Lower Mount** Part #
0-15	3	.2	***GLSS15***
0-30	5	.5	***GLSS30***
0-60	10	1	***GLSS60***
0-100	20	2	***GLSS100***
0-160	20	2	***GLSS160***
0-200	50	5	***GLSS200***
0-300	50	5	***GLSS300***
0-400	100	10	***GLSS400***
0-600	100	10	***GLSS600***
0-1000	200	20	***GLSS1000***
0-1500	300	20	***GLSS1500***
0-2000	500	50	***GLSS2000***
0-3000	500	50	***GLSS3000***
0-5000	1000	100	***GLSS5000***
0-10000	2000	200	***GLSS10000***

All Stainless Steel Liquid Filled Gauges

Applications:
- Designed for severe service applications, providing the corrosion resistance and durability of a permanently sealed gauge.

Features:
- ± 2-1-2% accuracy
- polycarbonate window
- ¼" NPT center back mount stainless connector
- 304 stainless case and crimp ring
- glycerin filled
- ambient temperature range: **-4°F** to **140°F (-20°C** to **60°C)**

PSI Range	Fig. Inter.	Minor Grad.	**2½" Face ¼" Center Back Mount** Part #
0-100	20	2	***GLSSC100***
0-160	20	2	***GLSSC160***
0-200	50	5	***GLSSC200***

MURDOCK industrial | Sales@MurdockIndustrial.com www.HoseWarehouse.com | Phone: 330-535-7105 Fax: 330-535-1125 | Skype: MurdockIndustrial

Brass Liquid Filled Gauges

Features:
- ± 2-1-2% accuracy on 2½"; ±1% accuracy on 4"
- acrylic window with membrane assembly
- copper alloy bourdon tube
- brass movement with highly polished bearing surfaces
- glycerin filled
- 2½" face gauges: solid cast brass case with polished ABS cover ring
- 4" face gauges: cast brass, silver painted case with chrome plated brass cover ring
- ambient temperature range: **-4°F** to **140°F (-20°C** to **60°C)**

PSI Range	Fig. Inter.	Minor Grad.	**2½" Face ¼" Lower Mount** Part #	**2½" Face ¼" Center Back Mount** Part #	**4" Face ½" Lower Mount** Part #
0-15	3	.2	***GLBR15***	***GLBRC15***	***GLBR15-4***
0-30	5	.5	***GLBR30***	***GLBRC30***	***GLBR30-4***
0-60	10	1	***GLBR60***	***GLBRC60***	***GLBR60-4***
0-100	10	1	***GLBR100***	***GLBRC100***	***GLBR100-4***
0-160	20	2	***GLBR160***	***GLBRC160***	***GLBR160-4***
0-200	20	2	***GLBR200***	***GLBRC200***	***GLBR200-4***
0-300	50	5	***GLBR300***	***GLBRC300***	***GLBR300-4***
0-400	50	5	***GLBR400***	***GLBRC400***	***GLBR400-4***
0-600	100	10	***GLBR600***	***GLBRC600***	***GLBR600-4***
0-1000	100	10	***GLBR1000***	***GLBRC1000***	***GLBR1000-4***
0-1500	300	20	***GLBR1500***	***GLBRC1500***	***GLBR1500-4***
0-2000	200	20	***GLBR2000***	***GLBRC2000***	***GLBR2000-4***
0-3000	500	50	***GLBR3000***	***GLBRC3000***	***GLBR3000-4***
0-5000	500	50	***GLBR5000***	***GLBRC5000***	***GLBR5000-4***
0-10000	1000	100	---	---	***GLBR100004***

Welding Gauges

Features:
- ± 3-2-3% accuracy according to ASME B40.100 Grade B
- polished drawn stainless steel case
- twist-lock polycarbonate window
- copper alloy bourdon tube
- "USE NO OIL" written in red on face
- ambient temperature range: **-40°F** to **140°F (-20°C** to **60°C)**

PSI Range	Fig. Inter.	Minor Grad.	**2½" Face ¼" Lower Mount** Part #
0-30	5	.5	***GBRW30***
0-30	5	.5	***GBRW30R*** [1]
0-60	10	1	***GBRW60***
0-100	20	2	***GBRW100***
0-200	50	5	***GBRW200***
0-400	100	10	***GBRW400***
0-600	100	10	***GBRW600***
0-4000	500	100	***GBRW4000***

[1] red band between 15 to 30 PSI on GBRW30R

MURDOCK industrial | Sales@MurdockIndustrial.com www.HoseWarehouse.com | Phone: 330-535-7105 Fax: 330-535-1125 | Skype: MurdockIndustrial

General Purpose Digital Gauges

Applications:
- General purpose digital gauges are suitable for dry air applications and other media. Gauge offers selectable units of measure so rather than purchasing one gauge for each unit of measure required, one gauge can be used for multiple units of measure.
- ideal for test applications and for use in technicians tool kits

Features:
- 0.5% terminal point accuracy
- five-digit LCD display with large size .48" characters
- bar graph display (20 segment)
- 9 engineering units (accessed through keypad): PSI, in. HG, cm Hg, mm Hg, KPA, Mpa, BAR, KG/cm2, ft H20
- IP67 weatherproof enclosure, polycarbonate / ABS
- two AA alkaline batteries included
- 2000 hour minimum battery life
- wetted parts: 17-4 PH stainless steel sensor with 316L stainless steel socket
- operating temperature: **-4°F** to **140°F (-20°C** to **60°C)**
- polycarbonate window
- other pressure and compound ranges available

PSI Range	**2½" Face** **¼" Lower Mount** Part #
0-100	***DG100***
0-300	***DG300***
0-1000	***DG1000***
0-10,000	***DG10000***

180° Steam Gauge Siphons

Application:
- In steam service, the siphon will prevent hot steam from entering a pressure gauge, diaphragm seal or transmitter. Recommended for applications involving temperatures above **100°F (37°C)**. Also *use siphons whenever condensing hot vapors (not just steam) are present*.

Features:
- red brass pipe
- complies with ASTM B-43
- pressure rating: **200 PSI** at **406°F (208°C)**

Male IPS	*Red Brass* Part #
¼"	***401-01***

Features:
- steel pipe
- ¼" NPT schedule 40 steel, welded
- pressure rating: **175 PSI** at **340°F (171°C)**

Male IPS	*Steel* Part #
¼"	***401-01S***

MURDOCK industrial | Sales@MurdockIndustrial.com www.HoseWarehouse.com | Phone: 330-535-7105 Fax: 330-535-1125 | Skype: MurdockIndustrial

Bi-Metal Thermometers

Features:

- case: sturdy, corrosion resistant series 304 stainless steel
- bezel crystal: optically clear, strong glass, gasketed to maintain weather-tight integrity is standard
- stem: 304 series stainless steel, welded at tip and case connector to prevent leakage, ¼" (6.35 mm) diameter
- hermetically sealed per ASME B40.3 external reset
- slotted-hex adjustment head offers screwdriver or wrench use to field calibrate the thermometer
- bi-metal element: an extremely responsive temperature sensing helix which has been carefully sized and tested, heat treated and aged to relieve inherent stresses and insure continued accuracy
- dampening: bi-metal helix is coated with a viscous silicone to minimize pointer oscillation and to improve temperature transmission
- immersion: for accurate temperature readings, immerse stem a minimum of 2" (50 mm) in agitated liquids or 4" (100 mm) in moving air or gas
- over range: temporary over or under range of 50% of scale up to **260°C or 500°F** will not affect the instrument accuracy
- accuracy: guaranteed to be accurate to within 1% of full scale (Grade A per ASME B40.3) (The American Society of Mechanical Engineers issued a new standard for Bi-Metal Thermometers in 1990 referred to as ASME B40.3.)
- standard connection is ½" male NPT

Model 30 Back Connected

Stem Length	Temperature Range	**3" Face** Part #
2½"	**0-250°F/-20-120°C**	***30025064***
2½"	**50-500°F/10-260°C**	***30025104***
4"	**0-250°F/-20-120°C**	***30040064***
4"	**50-500°F/10-260°C**	***30040104***
6"	**0-250°F/-20-120°C**	***30060064***
6"	**50-500°F/10-260°C**	***30060104***
9"	**0-250°F/-20-120°C**	***30090064***
9"	**50-500°F/10-260°C**	***30090104***

Model 31 Bottom Connected 90° Angle

Stem Length	Temperature Range	**3" Face** Part #
2½"	**0-250°F/-20-120°C**	***31025064***
4"	**50-500°F/10-260°C**	***31040104***

Model 50 Back Connected

Stem Length	Temperature Range	**5" Face** Part #
2½"	**50-500°F/10-260°C**	***50025104***
4"	**0-250°F/-20-120°C**	***50040064***

Model 52 Adjustable Angle

Stem Length	Temperature Range	**5" Face** Part #
2½"	**0-250°F/-20-120°C**	***52025064***
4"	**0-250°F/-20-120°C**	***52040064***
4"	**50-500°F/10-260°C**	***52040104***

MURDOCK industrial | Sales@MurdockIndustrial.com www.HoseWarehouse.com | Phone: 330-535-7105 Fax: 330-535-1125 | Skype: MurdockIndustrial

Bi-Metal Pocket Thermometers

Features:
- case: 304 stainless steel hermetically sealed
- crystal: extra heavy polycarbonate
- stem: 304 series stainless steel
- external reset with hex nut on back of case
- bi-metal element: responsive actuation by bi-metal helix
- dampening: bi-metal helix is coated with a viscous silicone to minimize pointer oscillation
- scale length: approximately 2-⅛" (54mm)
- accuracy: 1%
- polyethylene carrying case with clip

Temperature Range	Part #
0°F to **220°F (-18°C** to **104°C)**	***PT220***
50°F to **550°F (10°C** to **288°C)**	***PT550***

Magnetic Surface Mount Thermometers

Features:
- case: steel, 2" x ½"
- dial: polished aluminum
- bi-metal element: responsive actuation by bi-metal helix
- accuracy: ± 2%

Temperature Range	**2" Face** Part #
0°F to **250°F (-18°C** to **121°C)**	***MT250***
0°F to **500°F (-18°C** to **260°F)**	***MT500***

Threaded Thermowells



Features:
- ¾" male NPT process connection

'A' dimension	'B' dimension	*316 Stainless Steel* Part #
1⅝"	2½"	***75TH2R015SS***
2½"	4"	***75TH2R025SS***
4½"	6"	***75TH2R045SS***
7½"	9"	***75TH2R075SS***

MURDOCK industrial | Sales@MurdockIndustrial.com www.HoseWarehouse.com | Phone: 330-535-7105 Fax: 330-535-1125 | Skype: MurdockIndustrial

Ball Swivels

Features:
- brass and hardened steel construction
- O-ring seals
- wobble action for increased flexibility with air driven tools

Hose Size	Male NPT	Part #	Optional Qty
¼"	¼"	***D444S***	25
⅜"	¼"	***D446S***	25

Push-On Ball Swivels

Feature:
- special barb design for secure grip in push-on type air hoses

Hose Size	Male NPT	Part #	Optional Qty
⅜"	¼"	***D446SL***	25

In-Line Swivels

Features:
- for air service only
- rated to **250 PSI** at ambient temperature **70°F (21°C)**, minimum **35 PSI**
- heavy-duty, free turning steel swivel

Male NPT	Female NPT	*Steel* Part #
⅜"	½"	***SV17***
½"	½"	***SV20***
¾"	¾"	***SV26***

Features:
- for air service only
- rated to **150 PSI** at ambient temperature **70°F (21°C)**



Male NPT	Female NPT	*Brass* Part #
¼"	¼"	***D344R***
⅜"	⅜"	***D366R***

Air Tool Swivels

Features:
- swivels at two locations so air hose can drop directly to the floor
- rated to **150 PSI** at ambient temperature **70°F (21°C)**
- do not use with percussion tools

Size	*Aluminum* Part #
¼"	***D344U*** [1]
⅜"	***D346U***
½"	***D348U***

[1] D344U is a non-marring composite.

MURDOCK industrial | Sales@MurdockIndustrial.com www.HoseWarehouse.com | Phone: 330-535-7105 Fax: 330-535-1125 | Skype: MurdockIndustrial

Conical Mufflers

Application:
- threads into the exhaust ports of air tool, valves, cylinders and other pneumatic equipment

Features:
- reduces noise levels below 90 dBA to conform with OSHA standards
- 40 micron bronze filter element
- element is bonded directly to the fitting and *is not replaceable*
- maximum operating pressure: **300 PSI**
- temperature range: **35°F** to **300°F (2°C** to **149°C)**

NPT Thread	Overall Length	*Nickel Plated Steel* Part #
⅛"	1⅛"	***CMF18***
¼"	1⅜"	***CMF28***
⅜"	1½"	***CMF38***
½"	1⅞"	***CMF48***
¾"	2¼"	***CMF68***
1"	2⅞"	***CMF88***

Speed Control Mufflers

aluminum



brass

Features:
- maximum operating pressure: **300 PSI**
- temperature range: **35°F** to **300°F (2°C** to **149°C)**
- safe and infinte variations of metering air flow at acceptable sound levels on exhaust ports of air valves
- speed of operating cylinder or air tool may be increased or decreased with adjusting screw, the final postion is locked in place by th lock nut
- exhaust air noise is eliminated by a surrounding sleeve of sintered bronze

NPT Thread	Approximate Full Oper. Height	Maximum Adjusted SCFM	*Brass* Part #
⅛"	1-5/16"	20	***SCM18***
¼"	1-9/16"	30	***SCM28***
⅜"	1⅝"	40	***SCM38***
½"	2"	60	***SCM48***
¾"	2⅜"	70	***SCM68***
1"	2½"	100	***SCM88***

Breather Vents

Applications:
- used on single acting cylinders or valves to prevent dirt and foreign particles from entering ports open to the atmosphere
- provides vacuum relief or pressure equalization on gear boxes, oil tanks or reservoirs

Features:
- standard pipe thread connections for quick assembly and removal for cleaning
- nickel plated steel insert with a bronze filter
- 40 micron filter element
- maximum operating pressure: **150 PSI**
- temperature range: **35°F** to **300°F (2°C** to **148°C)**

NPT Thread	Overall Length	*Nickel Plated Steel* Part #
⅛"	7/16"	***ASP-1BV***
¼"	⅝"	***ASP-2BV***
⅜"	¾"	***ASP-3BV***
½"	⅞"	***ASP-4BV***
¾"	1"	***ASP-6BV***
1"	1-5/16"	***ASP-8BV***

MURDOCK industrial | Sales@MurdockIndustrial.com www.HoseWarehouse.com | Phone: 330-535-7105 Fax: 330-535-1125 | Skype: MurdockIndustrial

Quick Disconnects..... 450 to 505

H-series ..... 450 to 456
H-BOP series..... 457
HS-series..... 458
K-series ..... 459 to 460
AG-series..... 461 to 462
V-series..... 463 to 471
TR-series ..... 472 to 475
HT-series 476
HTE-series..... 477
HTZ-series..... 478
ST-series ..... 479 to 481
PD-series..... 482
VEP-series..... 483 to 485
VEP-BOP series 486
W-series ..... 487 to 489
WS-series ..... 490 to 492
WS-BOP series 493
T-series..... 494 to 495
CVV-series..... 496 to 497
E-series ..... 498 to 500
EA-series 501
CM-series ..... 502 to 505

Adapters..... 506 to 526

Flat Face..... 506 to 507
Unions..... 506
Connectors..... 506
90° elbows 506-507
Tees 507
Caps..... 507
Plugs 507
ORB..... 508 to 510
Reducers..... 508
Unions..... 508
O-ring Boss ..... 508 to 509
Elbows ..... 509 to 510
Tees 510
Plugs 510
37° JIC..... 511 to 517
Flare..... 511
Swivels..... 512
90° elbows 512
90° flare elbows 512
45° elbows ..... 513 to 514
Flare unions 514
Flare tees 514
Caps..... 515
Nuts..... 515 to 516
Plugs 515

Adapters (cont.)..... 506 to 526

JIC (cont.) ..... 511 to 517
Sleeves 515
Straight weld end metal hose fittings 517
45° elbow weld end metal hose fittings..... 517
90° elbow weld end metal hose fittings..... 517
NPTF ..... 518 to 522
Pipe nipples 518
Hex reducer bushings 518
Swivels..... 519
Swivel nuts..... 519
Hex pipe couplings..... 519
90° elbows ..... 519 to 520
90° elbow swivels 520
45° elbows 520
Tees 521
Hex caps 522
Hex plugs 522
Metric parallel thread 523
BSPP (British Standard Pipe Parallel)..... 523
Code 61 / 62 flanges ..... 524 to 526
4-bolt NPTF ports..... 524
4-bolt SAE ports..... 524
4-bolt flange pipe socket welds..... 525
Split flange kits..... 526
Straight SAE 526
90° SAE elbows 526
45° SAE elbows 526

Hydraulic Hose Fittings..... 527 to 528

Suction and return line couplings 527
Double bolt clamps 527
Stems 528
Clamps for 1 or 2 wire 528
Inline hydraulic filters 528

Pipe and Tubing Hangers.....529 to 530

Standard series 529
Twin series..... 529
Heavy duty series 530

MURDOCK industrial | Sales@MurdockIndustrial.com www.HoseWarehouse.com | Phone: 330-535-7105 Fax: 330-535-1125 | Skype: MurdockIndustrial

H-Series Hydraulic Couplings

Features:

- poppet style shut-off valves in both coupler and plug
- meets dimensional requirements of **ISO 7241 Series B**
- interchangeable with Parker-Hannifin 60 series, see Hydraulic Profile Chart on page 454
- Nitrile seals standard providing temperature range of **-40°F** to **250°F** (**-40°C** to **121°C**)
- contact Dixon® for pressure ratings and other technical information
- contact Dixon® for additional seal material options

ISO-B Female Threaded Couplers

steel

brass

Body Size	Threads	*Steel* Previous Part #	*Steel* Part #	*Brass* Previous Part #	*Brass* Part #
⅛"	⅛" - 27 NPTF	---	***1HF1***	---	***1HF1-B***
	7/16" - 20 ORB	---	***1HOF2***	---	***---***
¼"	¼" - 18 NPTF	16-263	***2HF2***	B16-263	***2HF2-B***
	¼" - 19 BSPP	---	***2HBF2***	---	***2HBF2-B***
	9/16" - 18 ORB	---	***2HOF3***	---	***---***
⅜"	⅜" - 18 NPTF	16-363	***3HF3***	B16-363	***3HF3-B***
	⅜" - 19 BSPP	---	***3HBF3***	---	***3HBF3-B***
	¾" - 16 ORB	---	***3HOF4***	---	***---***
½"	½" - 14 NPTF	16-463	***4HF4***	B16-463	***4HF4-B***
	½" - 14 BSPP	---	***4HBF4***	---	***4HBF4-B***
	⅞" - 14 ORB	---	***4HOF5***	---	***---***
¾"	¾" - 14 NPTF	16-663	***6HF6***	B16-663	***6HF6-B***
	¾" - 14 BSPP	---	***6HBF6***	---	***6HBF6-B***
	1-1/16" - 12 ORB	---	***6HOF6***	---	***---***
1"	1" - 11½ NPTF	16-863	***8HF8***	B16-863	***8HF8-B***
	1" - 11 BSPP	---	***8HBF8***	---	***8HBF8-B***
	1-5/16" - 12 ORB	---	***8HOF8***	---	***---***

303 stainless

Body Size	Threads	Previous Part #	*303 Stainless Steel* Part #	*316 Stainless Steel* Part #
⅛"	⅛" - 27 NPTF	---	***1HF1-S***	***1HF1-SS***
¼"	¼" - 18 NPTF	SS16-263	***2HF2-S***	***2HF2-SS***
	¼" - 19 BSPP	---	***2HBF2-S***	***2HBF2-SS***
⅜"	⅜" - 18 NPTF	SS16-363	***3HF3-S***	***3HF3-SS***
	⅜" - 19 BSPP	---	***3HBF3-S***	***3HBF3-SS***
½"	½" - 14 NPTF	SS16-463	***4HF4-S***	***4HF4-SS***
	½" - 14 BSPP	---	***4HBF4-S***	***4HBF4-SS***
¾"	¾" - 14 NPTF	SS16-663	***6HF6-S***	***6HF6-SS***
	¾" - 14 BSPP	---	***6HBF6-S***	***6HBF6-SS***
1"	1" - 11½ NPTF	SS16-863	***8HF8-S***	***8HF8-SS***
	1" - 11 BSPP	---	***8HBF8-S***	***8HBF8-SS***

MURDOCK industrial | Sales@MurdockIndustrial.com www.HoseWarehouse.com | Phone: 330-535-7105 Fax: 330-535-1125 | Skype: MurdockIndustrial

H-Series Hydraulic Couplings

ISO-B Female Threaded Plugs

Body Size	Threads	*Steel* Previous Part #	*Steel* Part #	*Brass* Previous Part #	*Brass* Part #
⅛"	⅛" - 27 NPTF	---	***H1F1***	---	***H1F1-B***
	7/16" - 20 ORB	---	***H1OF2***	---	***---***
¼"	¼" - 18 NPTF	17-263	***H2F2***	B17-263	***H2F2-B***
	¼" - 19 BSPP	---	***H2BF2***	---	***H2BF2-B***
	9/16" - 18 ORB	---	***H2OF3***	---	***---***
⅜"	⅜" - 18 NPTF	17-363	***H3F3***	B17-363	***H3F3-B***
	⅜" - 19 BSPP	---	***H3BF3***	---	***H3BF3-B***
	¾" - 16 ORB	---	***H3OF4***	---	***---***
½"	½" - 14 NPTF	17-463	***H4F4***	B17-463	***H4F4-B***
	½" - 14 BSPP	---	***H4BF4***	---	***H4BF4-B***
	⅞" - 14 ORB	---	***H4OF5***	---	***---***
¾"	¾" - 14 NPTF	17-663	***H6F6***	B17-663	***H6F6-B***
	¾" - 14 BSPP	---	***H6BF6***	---	***H6BF6-B***
	1-1/16" - 12 ORB	---	***H6OF6***	---	***---***
1"	1" - 11½ NPTF	17-863	***H8F8***	B17-863	***H8F8-B***
	1" - 11 BSPP	---	***H8BF8***	---	***H8BF8-B***
	1-5/16" - 12 ORB	---	***H8OF8***	---	***---***

steel

brass

Body Size	Threads	Previous Part #	*303 Stainless Steel* Part #	*316 Stainless Steel* Part #
⅛"	⅛" - 27 NPTF	---	***H1F1-S***	***H1F1-SS***
¼"	¼" - 18 NPTF	SS17-263	***H2F2-S***	***H2F2-SS***
	¼" - 19 BSPP	---	***H2BF2-S***	***H2BF2-SS***
⅜"	⅜" - 18 NPTF	SS17-363	***H3F3-S***	***H3F3-SS***
	⅜" - 19 BSPP	---	***H3BF3-S***	***H3BF3-SS***
½"	½" - 14 NPTF	SS17-463	***H4F4-S***	***H4F4-SS***
	½" - 14 BSPP	---	***H4BF4-S***	***H4BF4-SS***
¾"	¾" - 14 NPTF	SS17-663	***H6F6-S***	***H6F6-SS***
	¾" - 14 BSPP	---	***H6BF6-S***	***H6BF6-SS***
1"	1" - 11½ NPTF	SS17-863	***H8F8-S***	***H8F8-SS***
	1" - 11 BSPP	---	***H8BF8-S***	***H8BF8-SS***



303 stainless

ISO-B Male Threaded Plugs

Body Size	Threads	*Steel* Part #
¼"	⅜" - 18 NPTF	***H2M3***

Body Size	Threads	*303 Stainless Steel* Part #
½"	¾" - 14 NPTF	***H4M6-S***

MURDOCK industrial | Sales@MurdockIndustrial.com www.HoseWarehouse.com | Phone: 330-535-7105 Fax: 330-535-1125 | Skype: MurdockIndustrial

H-Series Hydraulic Couplings

ISO-B High Volume Female Threaded Couplers

steel

brass

316 stainless

Body Size	Threads	*Steel* Part #	*Brass* Part #	*303 Stainless Steel* Part #	*316 Stainless Steel* Part #
1¼"	1¼" - 11½ NPTF 1¼" - 11 BSPP	***10HF10*** ***10HBF10***	***10HF10-B*** ---	***10HF10-S*** ---	***10HF10-SS*** ***10HBF10-SS***
1½"	1¼" - 11½ NPTF 1⅝" - 12 ORB 1½" - 11½ NPTF 1½" - 11 BSPP 1⅞" - 12 ORB	***12HF10*** ***12HOF10*** ***12HF12*** ***12HBF12*** ***12HOF12***	***12HF10-B*** --- ***12HF12-B*** ***12HBF12-B*** ---	***12HF10-S*** --- ***12HF12-S*** ***12HBF12-S*** ---	--- --- ***12HF12-SS*** ***12HBF12-SS*** ---
2½"	2" - 11½ NPTF 2½" - 8 NPTF 3" - 8 NPTF	***20HF16*** ***20HF20*** ***20HF24***	***20HF16-B*** --- ---	--- --- ---	--- --- ---

ISO-B High Volume Female Threaded Plugs

steel

brass

303 stainless

Body Size	Threads	*Steel* Part #	*Brass* Part #	*303 Stainless Steel* Part #	*316 Stainless Steel* Part #
1¼"	1¼" - 11½ NPTF 1¼" - 11 BSPP	***H10F10*** ***H10BF10***	***H10F10-B*** ---	***H10F10-S*** ---	***H10F10-SS*** ***H10BF10-SS***
1½"	1¼" - 11½ NPTF 1⅝" - 12 ORB 1½" - 11½ NPTF 1½" - 11 BSPP 1⅞" - 12 ORB	***H12F10*** ***H12OF10*** ***H12F12*** ***H12BF12*** ***H12OF12***	***H12F10-B*** --- ***H12F12-B*** ***H12BF12-B*** ---	***H12F10-S*** --- ***H12F12-S*** ***H12BF12-S*** ---	--- --- ***H12F12-SS*** ***H12BF12-SS*** ---
2½"	2" - 11½ NPTF 2½" - 8 NPTF 3" - 8 NPTF	***H20F16*** ***H20F20*** ***H20F24***	***H20F16-B*** --- ---	--- --- ---	--- --- ---

MURDOCK industrial | Sales@MurdockIndustrial.com www.HoseWarehouse.com | Phone: 330-535-7105 Fax: 330-535-1125 | Skype: MurdockIndustrial

H-Series Hydraulic Couplings

ISO-B Steel Mill 'Slide Gate' Female Threaded Couplers

Body Size	Female Threads	*Steel* Part #
½"	½" - 14 NPTF	***4HF4-HV***

ISO-B Steel Mill 'Slide Gate' Female Threaded Plugs

Body Size	Female Threads	*Steel* Part #
½"	½" - 14 NPTF	***H4F4-HV***

ISO-B Food Grade Silicone Flanged Female Threaded Couplers

Body Size	Female Threads	*303 Stainless Steel* Part #	*316 Stainless Steel* Part #
½"	½" - 14 NPTF	***D-4HF4-S-FSB***	***D-4HF4-SS-FSB***



ISO-B Food Grade Nylon Flanged Female Threaded Couplers

Body Size	Female Threads	*303 Stainless Steel* Part #	*316 Stainless Steel* Part #
½"	½" - 14 NPTF	***D-4HF4-S-FNS***	***D-4HF4-SS-FNS***



ISO-B Food Grade Female Threaded Plugs

Body Size	Female Threads	*Steel* Part #	*303 Stainless Steel* Part #	*316 Stainless Steel* Part #
½"	½" - 14 NPTF	***D-H4F4-SV-8***	***D-H4F4-S***	***D-H4F4-SS***



MURDOCK industrial | Sales@MurdockIndustrial.com www.HoseWarehouse.com | Phone: 330-535-7105 Fax: 330-535-1125 | Skype: MurdockIndustrial

H-Series Hydraulic Couplings

ISO-B Dust Caps / Plugs

Body Size	Previous Part #		*Nitrile* Part #
	Plugs	Caps	
⅛"	VHC002	---	***1HDP***
⅛"	---	---	***H1DC***
¼"	16-002	17-002	***2HDP-H2DC***
⅜"	16-003	17-003	***3HDP-H3DC***
½"	16-004	17-004	***4HDP-H4DC***
¾"	16-006	17-004	***6HDP-H6DC***
1"	16-008	17-008	***8HDP-H8DC*** [1]

[1] 8HDP-H8DC fits both 1" and 1¼" body sizes

ISO-B Rigid Dust Plugs

Body Size	Previous Part #	*Aluminum body with steel cable* Part #
¼"	16-002A	***2HDP-A***
⅜"	16-003A	***3HDP-A***
½"	16-004A	***4HDP-A***
¾"	16-006A	***6HDP-A***
1"	16-008A	***8HDP-A***
1½"	---	***12HDP-A***
2½"	---	***20HDP-A***

ISO-B Rigid Dust Caps

Body Size	Previous Part #	*Aluminum body with steel cable* Part #
¼"	17-002A	***H2DC-A***
⅜"	17-003A	***H3DC-A***
½"	17-004A	***H4DC-A***
¾"	17-006A	***H6DC-A***
1"	17-008A	***H8DC-A***
1½"	---	***H12DC-A***
2½"	---	***H20DC-A***

Plug Profiles

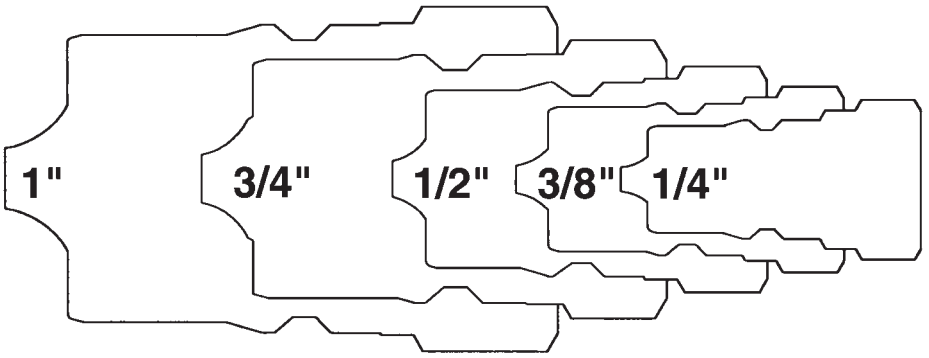

Industry/Competitor Interchange

ISO 7241-B
Hansen HK
Eaton/Aeroquip FD45
Parker 60
Faster HNV
Stucchi IRB/IRBO/IRBX

MURDOCK industrial | Sales@MurdockIndustrial.com www.HoseWarehouse.com | Phone: 330-535-7105 Fax: 330-535-1125 | Skype: MurdockIndustrial

H-Series Hydraulic Couplings

ISO-B Coupler Seal Kits

Body Size	Coupler Material	Description	*EPDM* Part #	*FKM* Part #	*Nitrile* Part #
⅛"	*brass, steel, 303 SS, 316 SS*	two O-rings and one PTFE anti-extrusion ring	***P-1H-SKIT***	***F-1H-SKIT***	***1H-SKIT***
¼"	*brass, steel, 303 SS, 316 SS*	two O-rings and one PTFE anti-extrusion ring	***P-2H-SKIT***	***F-2H-SKIT***	***2H-SKIT***
⅜"	*brass, steel, 303 SS, 316 SS*	two O-rings and one PTFE anti-extrusion ring	***P-3H-SKIT***	***F-3H-SKIT***	***3H-SKIT***
½"	*brass, steel, 303 SS, 316 SS*	two O-rings and one PTFE anti-extrusion ring	***P-4H-SKIT***	***F-4H-SKIT***	***4H-SKIT***
¾"	*brass, steel, 303 SS, 316 SS*	two O-rings and one PTFE anti-extrusion ring	***P-6H-SKIT***	***F-6H-SKIT***	***6H-SKIT***
1"	*brass, steel, 303 SS, 316 SS*	two O-rings and one PTFE anti-extrusion ring	***P-8H-SKIT***	***F-8H-SKIT***	***8H-SKIT***
1¼"	*brass, steel, 303 SS, 316 SS*	adapter / valve O-ring and two body O-rings	***P-10H-SKIT***	***F-10H-SKIT***	***10H-SKIT***
1½"	*brass, steel, 303 SS, 316 SS*	adapter / valve O-ring and two body O-rings	***P-12H-SKIT***	***F-12H-SKIT***	***12H-SKIT***

MURDOCK industrial | Sales@MurdockIndustrial.com www.HoseWarehouse.com | Phone: 330-535-7105 Fax: 330-535-1125 | Skype: MurdockIndustrial

H-Series Hydraulic Couplings

ISO-B Repair Kits

Body Size	Coupler Material	Seal Material	Description	Part #
¼"	*steel*	*nitrile*	steel valve assembly and retaining ring	***2H-RKIT***
	brass	*nitrile*	brass valve assembly and retaining ring	***2H-BRKIT***
	303 stainless	*nitrile*	303 SS valve assembly and retaining ring	***2H-SRKIT***
	316 stainless	*nitrile*	316 SS valve assembly and retaining ring	***2H-SSRKIT***
⅜"	*steel*	*nitrile*	steel valve assembly and retaining ring	***3H-RKIT***
	brass	*nitrile*	brass valve assembly and retaining ring	***3H-BRKIT***
	303 stainless	*nitrile*	303 SS valve assembly and retaining ring	***3H-SRKIT***
	316 stainless	*nitrile*	316 SS valve assembly and retaining ring	***3H-SSRKIT***
½"	*steel*	*nitrile*	steel valve assembly and retaining ring	***4H-RKIT***
	brass	*nitrile*	brass valve assembly and retaining ring	***4H-BRKIT***
	303 stainless	*nitrile*	303 SS valve assembly and retaining ring	***4H-SRKIT***
	316 stainless	*nitrile*	316 SS valve assembly and retaining ring	***4H-SSRKIT***
¾"	*steel*	*nitrile*	steel valve assembly and retaining ring	***6H-RKIT***
	brass	*nitrile*	brass valve assembly and retaining ring	***6H-BRKIT***
	303 stainless	*nitrile*	303 SS valve assembly and retaining ring	***6H-SRKIT***
	316 stainless	*nitrile*	316 SS valve assembly and retaining ring	***6H-SSRKIT***
1"	*steel*	*nitrile*	steel valve assembly and retaining ring	***8H-RKIT***
	brass	*nitrile*	brass valve assembly and retaining ring	***8H-BRKIT***
	303 stainless	*nitrile*	303 SS valve assembly and retaining ring	***8H-SRKIT***
	316 stainless	*nitrile*	316 SS valve assembly and retaining ring	***8H-SSRKIT***
1¼"	*steel*	*nitrile*	steel valve assembly and adapter O-ring	***10H-RKIT***
	brass	*nitrile*	brass valve assembly and adapter O-ring	***10H-BRKIT***
	303 stainless	*nitrile*	303 SS valve assembly and adapter O-ring	***10H-SRKIT***
	316 stainless	*nitrile*	316 SS valve assembly and adapter O-ring	***10H-SSRKIT***
1½"	*steel*	*nitrile*	steel valve assembly and adapter O-ring	***12H-RKIT***
	brass	*nitrile*	brass valve assembly and adapter O-ring	***12H-BRKIT***
	303 stainless	*nitrile*	303 SS valve assembly and adapter O-ring	***12H-SRKIT***
	316 stainless	*nitrile*	316 SS valve assembly and adapter O-ring	***12H-SSRKIT***

MURDOCK industrial | Sales@MurdockIndustrial.com www.HoseWarehouse.com | Phone: 330-535-7105 Fax: 330-535-1125 | Skype: MurdockIndustrial

H-BOP Series Hydraulic Couplings

Application:
- designed specifically for blow-out preventer systems on drilling rigs

Features:
- fire tested and Lloyd's certified to **1300°F (700°C)** in accordance with API 16D; certificate available upon request
- pressure rating **5000 PSI** at **70°F (21°C)**
- steel coupler sleeves are hardened to resist deformation and maximize service life
- individually marked with the BOP series designation
- interchangeable with ISO7241 Series B, Eaton/Hansen HKFR-Series, DNP HNV-BOP Series

Blowout Preventer Safety Female Couplers

Body Size	Female Threads	*Steel* Part #	*316 Stainless Steel* Part #
⅜"	⅜" - 18 NPTF	***3HF3-BOP***	***3HF3-SS-BOP***
½"	½" - 14 NPTF	***4HF4-BOP***	***4HF4-SS-BOP***
¾"	¾" - 14 NPTF	***6HF6-BOP***	***6HF6-SS-BOP***
1"	1" - 11½ NPTF	***8HF8-BOP***	***8HF8-SS-BOP***



Blowout Preventer Safety Female Plugs

Body Size	Female Threads	*Steel* Part #	*316 Stainless Steel* Part #
⅜"	⅜" - 18 NPTF	***H3F3-BOP***	***H3F3-SS-BOP***
½"	½" - 14 NPTF	***H4F4-BOP***	***H4F4-SS-BOP***
¾"	¾" - 14 NPTF	***H6F6-BOP***	***H6F6-SS-BOP***
1"	1" - 11½ NPTF	***H8F8-BOP***	***H8F8-SS-BOP***



MURDOCK industrial | Sales@MurdockIndustrial.com www.HoseWarehouse.com | Phone: 330-535-7105 Fax: 330-535-1125 | Skype: MurdockIndustrial

HS-Series Hydraulic Couplings

Applications:
- designed exclusively for steam applications

Features:
- coupler has a large plated steel sleeve designed for easier gripping with gloves
- special high-temp EPDM O-rings designed for steam service providing a temperature range of -**70°F** to **400°F** (**-57°C** to **204°C**)
- rated to **200 PSI** gauge saturated steam **382°F (194°C)**

Warning: Do Not Disconnect Under Pressure!

ISO-B Steam Interchange Female Threaded Couplers


brass

303 stainless

Body Size	Threads	*Brass* Previous Part #	*Brass* Part #	*303 Stainless Steel* Part #
¼"	¼" - 18 NPTF	B16-200S	***2HSF2-B***	***2HSF2-S***
	¼" - 19 BSPP	---	***2HSBF2-B***	***2HSBF2-S***
⅜"	⅜" - 18 NPTF	B16-300S	***3HSF3-B***	***3HSF3-S***
	⅜" - 19 BSPP	---	***3HSBF3-B***	***3HSBF3-S***
½"	½" - 14 NPTF	B16-400S	***4HSF4-B***	***4HSF4-S***
	½" - 14 BSPP	---	***4HSBF4-B***	***4HSBF4-S***
¾"	¾" - 14 NPTF	B16-600S	***6HSF6-B***	***6HSF6-S***
	¾" - 14 BSPP	---	***6HSBF6-B***	***6HSBF6-S***
1"	1" - 11½ NPTF	B16-800S	***8HSF8-B***	***8HSF8-S***
	1" - 11 BSPP	---	***8HSBF8-B***	***8HSBF8-S***
1½"	1½" - 11½ NPTF	B16-1200S	***PS-12HF12-B***	---

ISO-B Steam Interchange Female Threaded Plugs


steel


brass

303 stainless

Body Size	Threads	*Steel* Part #	*Brass* Previous Part #	*Brass* Part #	*303 Stainless Steel* Part #
¼"	¼" - 18 NPTF	***HS2F2***	B17-200S	***HS2F2-B***	***HS2F2-S***
	¼" - 19 BSPP	***HS2BF2***	---	***HS2BF2-B***	***HS2BF2-S***
⅜"	⅜" - 18 NPTF	***HS3F3***	B17-300S	***HS3F3-B***	***HS3F3-S***
	⅜" - 19 BSPP	***HS3BF3***	---	***HS3BF3-B***	***HS3BF3-S***
½"	½" - 14 NPTF	***HS4F4***	B17-400S	***HS4F4-B***	***HS4F4-S***
	½" - 14 BSPP	***HS4BF4***	---	***HS4BF4-B***	***HS4BF4-S***
¾"	¾" - 14 NPTF	***HS6F6***	B17-600S	***HS6F6-B***	***HS6F6-S***
	¾" - 14 BSPP	***HS6BF6***	---	***HS6BF6-B***	***HS6BF6-S***
1"	1" - 11½ NPTF	***HS8F8***	B17-800S	***HS8F8-B***	***HS8F8-S***
	1" - 11 BSPP	***HS8BF8***	---	***HS8BF8-B***	***HS8BF8-S***
1½"	1½" - 11½ NPTF	---	B17-1200S	***PS-H12F12-B***	---

MURDOCK industrial | Sales@MurdockIndustrial.com www.HoseWarehouse.com | Phone: 330-535-7105 Fax: 330-535-1125 | Skype: MurdockIndustrial

K-Series Hydraulic Couplings

Features:

- poppet style shut-off valves in both coupler and plug
- interchangeable with Aeroquip/Eaton FD56 (5600), Parker 6600, and **ISO-A 7241 interchange**, see Hydraulic Profile Chart on page 460
- nitrile (Buna-N) seal standard, providing a temperature range of **-40°F** to **250°F** (**-40°C** to **121°C**)
- Contact Dixon® for additional seal material options, pressure ratings and other technical information.

ISO-A Interchange Female Threaded Couplers

Body Size	Threads	Previous Part #	*Steel* Part #	*316 Stainless Steel* Part #
¼"	⅛" - 27 NPTF	56-100	***2KF1***	---
	¼" - 18 NPTF	56-200	***2KF2***	***2KF2-SS***
	¼" - 19 BSPP	---	***2KBF2***	***2KBF2-SS***
	7/16" - 20 ORB	---	***2KOF2***	---
⅜"	⅜" - 18 NPTF	56-300	***3KF3***	***3KF3-SS***
	⅜" - 19 BSPP	---	***3KBF3***	***3KBF3-SS***
	9/16" - 18 ORB	---	***3KOF3***	---
½"	½" - 14 NPTF	56-400	***4KF4***	***4KF4-SS***
	½" - 14 BSPP	---	***4KBF4***	***4KBF4-SS***
	¾" - 16 ORB	---	***4KOF4***	---
	⅞" - 14 ORB	---	***4KOF5***	---
	¾" - 14 NPTF	56-600	***4KF6***	---
¾"	¾" - 14 NPTF	56-660	***6KF6***	***6KF6-SS***
	¾" - 14 BSPP	---	***6KBF6***	***6KBF6-SS***
	1-1/16" - 12 ORB	---	***6KOF6***	---
1"	1" - 11½ NPTF	56-800	***8KF8***	***8KF8-SS***
	1" - 11 BSPP	---	***8KBF8***	***8KBF8-SS***
	1-5/16" - 12 ORB	---	***8KOF8***	---
1¼"	1¼" - 11½ NPT	---	***10KF10***	---
	1¼" - 11 BSPP	---	***10KBF10***	---
1½"	1½" - 11½ NPT	---	***12KF12***	---
	1½" - 11 BSPP	---	***12KBF12***	---
2"	2" - 11½ NPT	---	***16KF16***	---
	2" - 11 BSPP	---	***16KBF16***	---

4KF4 -steel

6KF6 - steel

10KF10 -steel

ISO-A Interchange Female Threaded Plugs

Body Size	Threads	Previous Part #	*Steel* Part #	*316 Stainless Steel* Part #
¼"	⅛" - 27 NPTF	57-100	***K2F1***	---
	¼" - 18 NPTF	57-200	***K2F2***	***K2F2-SS***
	¼" - 19 BSPP	---	***K2BF2***	***K2BF2-SS***
	7/16" - 20 ORB	---	***K2OF2***	---
⅜"	⅜" - 18 NPTF	57-300	***K3F3***	***K3F3-SS***
	⅜" - 19 BSPP	---	***K3BF3***	***K3BF3-SS***
	9/16" - 18 ORB	---	***K3OF3***	---
½"	½" - 14 NPTF	57-400	***K4F4***	***K4F4-SS***
	½" - 14 BSPP	---	***K4BF4***	***K4BF4-SS***
	¾" - 16 ORB	---	***K4OF4***	---
	⅞" - 14 ORB	---	***K4OF5***	---
	¾" - 14 NPTF	57-600	***K4F6***	---
¾"	¾" - 14 NPTF	57-660	***K6F6***	***K6F6-SS***
	¾" - 14 BSPP	---	***K6BF6***	***K6BF6-SS***
	1-1/16" - 12 ORB	---	***K6OF6***	---
1"	1" - 11½ NPTF	57-800	***K8F8***	***K8F8-SS***
	1" - 11 BSPP	---	***K8BF8***	***K8BF8-SS***
	1-5/16" - 12 ORB	---	***K8OF8***	---
1¼"	1¼" - 11½ NPT	---	***K10F10***	---
	1¼" - 11 BSPP	---	***K10BF10***	---
1½"	1½" - 11½ NPT	---	***K12F12***	---
	1½" - 11 BSPP	---	***K12BF12***	---
2"	2" - 11½ NPT	---	***K16F16***	---
	2" - 11 BSPP	---	***K16BF16***	---

K4F4 - steel



K6F6 - steel

MURDOCK industrial | Sales@MurdockIndustrial.com www.HoseWarehouse.com | Phone: 330-535-7105 Fax: 330-535-1125 | Skype: MurdockIndustrial

K-Series Hydraulic Couplings

ISO-A Interchange Dust Caps / Plugs

Body Size	Previous Part #	*Nitrile* Part #
¼"	56-002 / 57-002	***2KDP-K2DC***
⅜"	56-003 / 57-003 / VHCN004	***3KDP-K3DC***
¾"	56-006 / 57-006	***6KDP-K6DC***
1"	56-008 / 57-008	***8KDP-K8DC***

ISO-A Interchange Color Coded Dust Plugs

Body Size	Color	Previous Part #	*Nitrile* Part #
½"	black	56-004	***4KDP***
	red	---	***4K-R-DP***
	orange	---	***4K-O-DP***
	yellow	---	***4K-Y-DP***
	green	---	***4K-G-DP***
	blue	---	***4K-B-DP***

ISO-A Interchange Color Coded Dust Caps

Body Size	Color	Previous Part #	*Nitrile* Part #
½"	black	57-004	***K4DC***
	red	---	***K4-R-DC***
	orange	---	***K4-O-DC***
	yellow	---	***K4-Y-DC***
	green	---	***K4-G-DC***
	blue	---	***K4-B-DC***

ISO-A Interchange Coupler Seal Kits

Body Size	Coupler Style	**Description**	*Nitrile* Part #
¼"	all	O-ring and PTFE anti-extrusion ring	***2K-SKIT***
⅜"	all	O-ring and PTFE anti-extrusion ring	***3K-SKIT***
½"	all	O-ring and PTFE anti-extrusion ring	***4K-SKIT***
¾"	all	O-ring and PTFE anti-extrusion ring	***6K-SKIT***
1"	all	O-ring and PTFE anti-extrusion ring	***8K-SKIT***
1¼"	all	O-ring and PTFE anti-extrusion ring	***10K-SKIT***
1½"	all	O-ring and PTFE anti-extrusion ring	***12K-SKIT***
2"	all	O-ring and PTFE anti-extrusion ring	***16K-SKIT***

Plug Profiles

Industry/Competitor Interchange

ISO 7241-A
Eaton/Aeroquip 5600
Parker 6600
Faster ANV
Safeway S56
Stucchi BIR

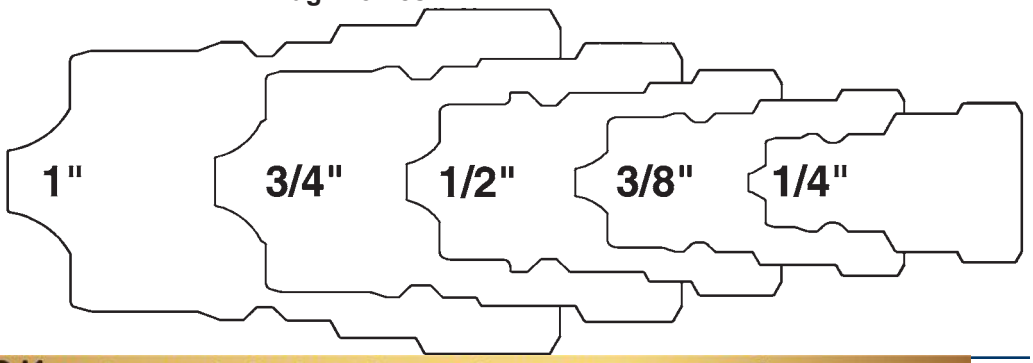

MURDOCK industrial | Sales@MurdockIndustrial.com www.HoseWarehouse.com | Phone: 330-535-7105 Fax: 330-535-1125 | Skype: MurdockIndustrial

AG-Series Hydraulic Couplings

Application:
- used on construction equipment, farm implements and most other mobile equipment

Features:
- ball valve and poppet valve options available
- interchangeable with Pioneer 4000 series, see Hydraulic Profile Chart on page 462
- nitrile (Buna-N) seal standard, providing a temperature range of **-40°F** to **250°F** (**-40°C** to **121°C**)
- Contact Dixon® for pressure ratings and other technical information.

Agricultural Ball Valve Female Threaded Couplers

Body Size	Threads	*Steel* Previous Part #	*Steel* Part #
¼"	¼" - 18 NPTF	---	***2AGF2***
⅜"	⅜" - 18 NPTF	---	***3AGF3***
½"	½" - 14 NPTF	18-400	***4AGF4***
	½" - 14 BSPP	---	***4AGBF4***
	¾" - 16 ORB	18-415	***4AGOF4***
	⅞" - 14 ORB	---	***4AGOF5***
	¾" - 14 NPTF	18-600	***4AGF6***
¾"	¾" - 14 NPTF	18-660	***6AGF6***
1"	1" - 11½ NPTF	---	***8AGF8***

Agricultural Poppet Valve Female Threaded Couplers

Body Size	Threads	*Steel* Previous Part #	*Steel* Part #
¼"	¼" - 18 NPTF	18-200	***2AGF2-PV***
⅜"	⅜" - 18 NPTF	18-300	***3AGF3-PV***
½"	½" - 14 NPTF	---	***4AGF4-PV***
	½" - 14 BSPP	---	***4AGBF4-PV***
	¾" - 16 ORB	---	***4AGOF4-PV***
	⅞" - 14 ORB	---	***4AGOF5-PV***
	¾" - 14 NPTF	---	***4AGF6-PV***
¾"	¾" - 14 NPTF	---	***6AGF6-PV***
1"	1" - 11½ NPTF	18-800	***8AGF8-PV***

Agricultural Push-Pull Ball Valve Female Threaded Couplers

Body Size	Threads	*Steel* Part #
⅜"	⅜" - 18 NPTF	***3AGF3-PS***
½"	½" - 14 NPTF	***4AGF4-PS***
	¾" - 16 ORB	***4AGOF4-PS***
	⅞" - 14 ORB	***4AGOF5-PS***
	¾" - 14 NPTF	***4AGF6-PS***
¾"	¾" - 14 NPTF	***6AGF6-PS***

Agricultural Push-Pull Poppet Valve Female Threaded Couplers

Body Size	Threads	*Steel* Part #
⅜"	⅜" - 18 NPTF	***3AGF3-PV-PS***
½"	½" - 14 NPTF	***4AGF4-PV-PS***
	¾" - 16 ORB	***4AGOF4-PV-PS***
	⅞" - 14 ORB	***4AGOF5-PV-PS***
	¾" - 14 NPTF	***4AGF6-PV-PS***
¾"	¾" - 14 NPTF	***6AGF6-PV-PS***

MURDOCK industrial | Sales@MurdockIndustrial.com www.HoseWarehouse.com | Phone: 330-535-7105 Fax: 330-535-1125 | Skype: MurdockIndustrial

AG-Series Hydraulic Couplings

Agricultural Ball Valve Female Threaded Plugs

Body Size	Threads	Steel Previous Part #	Steel Part #
¼"	¼" - 18 NPTF	---	***AG2F2***
⅜"	⅜" - 18 NPTF	---	***AG3F3***
½"	½" - 14 NPTF	19-400	***AG4F4***
	½" - 14 BSPP	---	***AG4BF4***
	¾" - 16 ORB	19-415	***AG4OF4***
	⅞" - 14 ORB	---	***AG4OF5***
	¾" - 14 NPTF	19-600	***AG4F6***
¾"	¾" - 14 NPTF	19-660	***AG6F6***
1"	1" - 11½ NPTF	---	***AG8F8***

Agricultural Poppet Valve Female Threaded Plugs

Body Size	Threads	Steel Previous Part #	Steel Part #
¼"	¼" - 18 NPTF	---	***AG2F2-PV***
⅜"	⅜" - 18 NPTF	---	***AG3F3-PV***
½"	½" - 14 NPTF	19-400	***AG4F4-PV***
	½" - 14 BSPP	---	***AG4BF4-PV***
	¾" - 16 ORB	19-415	***AG4OF4-PV***
	⅞" - 14 ORB	---	***AG4OF5-PV***
	¾" - 14 NPTF	19-600	***AG4F6-PV***
¾"	¾" - 14 NPTF	19-660	***AG6F6-PV***
1"	1" - 11½ NPTF	---	***AG8F8-PV***

Agricultural Dust Plugs

Body Size	Elastomer Previous Part #	Elastomer Part #
¼"	18-002	***2AGDP***
⅜"	18-003	***3AGDP***
½"	For ½" Please refer to the color coded K-Series Dust Plugs on pg. 460	
¾"	18-006	***6AGDP***
1"	18-008	***8AGDP***

Agricultural Dust Caps

Body Size	Elastomer Previous Part #	Elastomer Part #
¼"	19-002	***AG2DC***
⅜"	19-003	***AG3DC***
½"	For ½" Please refer to the color coded K-Series Dust Caps on pg. 460	
¾"	19-006	***AG6DC***
1"	19-008	***AG8DC***

Plug Profiles

Industry/Competitor Interchange

Parker/Pioneer 4000
Safeway S20
Faster NS/NV
Stucchi IR

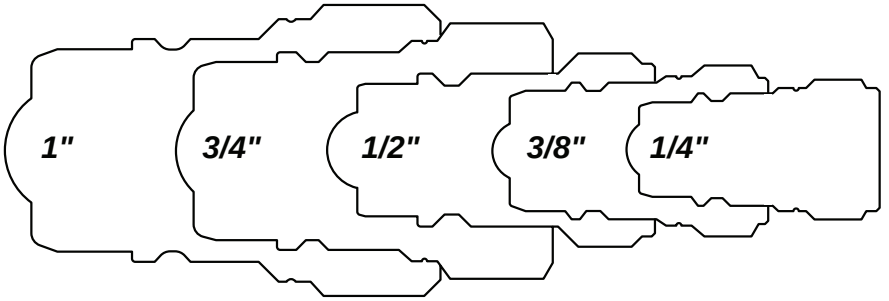

MURDOCK industrial | Sales@MurdockIndustrial.com www.HoseWarehouse.com | Phone: 330-535-7105 Fax: 330-535-1125 | Skype: MurdockIndustrial

V-Series Hydraulic Couplings

Features:

- general purpose hydraulic quick-connect provides superior flow characteristics for a variety of applications
- interchangeable with Snap-tite H/IH Series, see Hydraulic Profile Chart on page 469
- nitrile seal standard providing a temperature range of **-40°F** to **250°F** (**-40°C** to **121°C**)
- Contact Dixon® for additional seal material options.
- Contact Dixon® for pressure ratings and other technical information.

Snap-Tite H/IH Interchange Valved Female Threaded Couplers

Body Size	Threads	*Steel*		*Brass*	
		Previous Part #	Part #	Previous Part #	Part #
¼"	⅛" - 27 NPTF	---	***2VF1***	---	***---***
	¼" - 18 NPTF	VHC200	***2VF2***	VHC200B	***2VF2-B***
	¼" - 19 BSPP	---	***2VBF2***	---	***2VBF2-B***
	7/16" - 20 ORB	---	***2VOF2***		***---***
⅜"	⅜" - 18 NPTF	VHC300	***3VF3***	VHC300B	***3VF3-B***
	⅜" - 19 BSPP	---	***3VBF3***	---	***3VBF3-B***
	9/16" - 18 ORB	---	***3VOF3***		***---***
	½" - 14 NPTF	---	***3VF4***		***---***
½"	½" - 14 NPTF	VHC400	***4VF4***	VHC400B	***4VF4-B***
	½" - 14 BSPP	---	***4VBF4***	---	***4VBF4-B***
	¾" - 16 ORB	---	***4VOF4***		***---***
	¾" - 14 NPTF	---	***4VF6***		***---***
¾"	¾" - 14 NPTF	VHC600	***6VF6***	VHC600B	***6VF6-B***
	¾" - 14 BSPP	---	***6VBF6***	---	***6VBF6-B***
	1-1/16" - 12 ORB	---	***6VOF6***		***---***
1"	1" - 11½ NPTF	VHC800	***8VF8***	---	***8VF8-B***
	1" - 11 BSPP	---	***8VBF8***	---	***8VBF8-B***
	1-5/16" - 12 ORB	---	***8VOF8***		***---***
1¼"	1¼" - 11½ NPTF	VHC1000	***10VF10***	---	***10VF10-B***
	1¼" - 11 BSPP	---	***10VBF10***	---	***10VBF10-B***
	1⅝" - 12 ORB	---	***10VOF10***		***---***
1½"	1½" - 11½ NPTF	VHC1200	***12VF12***	---	***12VF12-B***
	1½" - 11 BSPP	---	***12VBF12***	---	***12VBF12-B***
	1⅞" - 12 ORB	---	***12VOF12***		***---***
2"	2" - 11½ NPTF	VHC1600	***16VF16***	---	***16VF16-B***
	2" - 11 BSPP	---	***16VBF16***	---	***16VBF16-B***



steel



brass

Body Size	Threads	*316 Stainless Steel*	
		Previous Part #	Part #
¼"	¼" - 18 NPTF	VHC200SS	***2VF2-SS***
	¼" - 19 BSPP	---	***2VBF2-SS***
⅜"	⅜" - 18 NPTF	---	***3VF3-SS***
	⅜" - 19 BSPP	---	***3VBF3-SS***
½"	½" - 14 NPTF	VHC400SS	***4VF4-SS***
	½" - 14 BSPP	---	***4VBF4-SS***
¾"	¾" - 14 NPTF	VHC600SS	***6VF6-SS***
	¾" - 14 BSPP	---	***6VBF6-SS***
1"	1" - 11½ NPTF	---	***8VF8-SS***
	1" - 11 BSPP	---	***8VBF8-SS***
1¼"	1¼" - 11½ NPTF	---	***10VF10-SS***
	1¼" - 11 BSPP	---	***10VBF10-SS***
1½"	1½" - 11½ NPTF	---	***12VF12-SS***
	1½" - 11 BSPP	---	***12VBF12-SS***
2"	2" - 11½ NPTF	---	***16VF16-SS***
	2" - 11 BSPP	---	***16VBF16-SS***

MURDOCK industrial | Sales@MurdockIndustrial.com www.HoseWarehouse.com | Phone: 330-535-7105 Fax: 330-535-1125 | Skype: MurdockIndustrial

V-Series Hydraulic Couplings

Snap-Tite H/IH Interchange Valved Male Threaded Couplers

steel


brass

316 stainless

steel - JIC

Body Size	Threads	*Steel* Part #	*Brass* Part #	*316 Stainless Steel* Part #
¼"	⅛" - 27 NPTF ¼" - 18 NPTF 7/16" - 20 JIC	***2VM1*** ***2VM2*** ***2VJM2***	***---*** ***2VM2-B*** ***---***	***---*** ***2VM2-SS*** ***---***
⅜"	⅜" - 18 NPTF 9/16" - 18 JIC	***3VM3*** ***3VJM3***	***3VM3-B*** ***---***	***3VM3-SS*** ***---***
½"	½" - 14 NPTF ¾" - 16 JIC	***4VM4*** ***4VJM4***	***4VM4-B*** ***---***	***4VM4-SS*** ***---***
¾"	¾" - 14 NPTF 1-1/16" - 12 JIC	***6VM6*** ***6VJM6***	***6VM6-B*** ***---***	***6VM6-SS*** ***---***
1"	1" - 11½ NPTF 1-5/16" - 12 JIC	***8VM8*** ***8VJM8***	***8VM8-B*** ***---***	***8VM8-SS*** ***---***
1¼"	1¼" - 11½ NPTF 1⅝" - 12 JIC	***10VM10*** ***10VJM10***	***10VM10-B*** ***---***	***10VM10-SS*** ***---***
1½"	1½" - 11½ NPTF	***12VM12***	***12VM12-B***	***12VM12-SS***
2"	2" - 11½ NPTF	***16VM16***	***16VM16-B***	***16VM16-SS***

Snap-Tite H/IH Interchange Valved Male Threaded Plugs

steel

brass

316 stainless

steel

Body Size	Threads	*Steel* Part #	*Brass* Part #	*316 Stainless Steel* Part #
¼"	⅛" - 27 NPTF ¼" - 18 NPTF 7/16" - 20 JIC	***V2M1*** ***V2M2*** ***V2JM2***	***---*** ***V2M2-B*** ***---***	***---*** ***V2M2-SS*** ***---***
⅜"	⅜" - 18 NPTF 9/16" - 18 JIC	***V3M3*** ***V3JM3***	***V3M3-B*** ***---***	***V3M3-SS*** ***---***
½"	½" - 14 NPTF ¾" - 16 JIC	***V4M4*** ***V4JM4***	***V4M4-B*** ***---***	***V4M4-SS*** ***---***
¾"	¾" - 14 NPTF 1-1/16" - 12 JIC	***V6M6*** ***V6JM6***	***V6M6-B*** ***---***	***V6M6-SS*** ***---***
1"	1" - 11½ NPTF 1-5/16" - 12 JIC	***V8M8*** ***V8JM8***	***V8M8-B*** ***---***	***V8M8-SS*** ***---***
1¼"	1¼" - 11½ NPTF 1⅝" - 12 JIC	***V10M10*** ***V10JM10***	***V10M10-B*** ***---***	***V10M10-SS*** ***---***
1½"	1½" - 11½ NPTF	***V12M12***	***V12M12-B***	***V12M12-SS***
2"	2" - 11½ NPTF	***V16M16***	***V16M16-B***	***V16M16-SS***

MURDOCK industrial | Sales@MurdockIndustrial.com www.HoseWarehouse.com | Phone: 330-535-7105 Fax: 330-535-1125 | Skype: MurdockIndustrial

V-Series Hydraulic Couplings

Snap-Tite H/IH Interchange Valved Female Threaded Plugs

Body Size	Threads	*Steel* Previous Part #	*Steel* Part #	*Brass* Previous Part #	*Brass* Part #
¼"	⅛" - 27 NPTF	---	***V2F1***	---	***---***
	¼" - 18 NPTF	VHN200	***V2F2***	VHN200B	***V2F2-B***
	¼" - 19 BSPP	---	***V2BF2***	---	***V2BF2-B***
	7/16" - 20 ORB	---	***V2OF2***		***---***
⅜"	⅜" - 18 NPTF	VHN300	***V3F3***	VHN300B	***V3F3-B***
	⅜" - 19 BSPP	---	***V3BF3***	---	***V3BF3-B***
	9/16" - 18 ORB	---	***V3OF3***	---	***---***
	½" - 14 NPTF	---	***V3F4***	---	***---***
½"	½" - 14 NPTF	VHN400	***V4F4***	VHN400B	***V4F4-B***
	½" - 14 BSPP	---	***V4BF4***	---	***V4BF4-B***
	¾" - 16 ORB	---	***V4OF4***	---	***---***
	¾" - 14 NPTF	---	***V4F6***	---	***---***
¾"	¾" - 14 NPTF	VHN600	***V6F6***	VHN600B	***V6F6-B***
	¾" - 14 BSPP	---	***V6BF6***	---	***V6BF6-B***
	1-1/16" - 12 ORB	---	***V6OF6***	---	***---***
1"	1" - 11½ NPTF	VHN800	***V8F8***	---	***V8F8-B***
	1" - 11 BSPP	---	***V8BF8***	---	***V8BF8-B***
	1-5/16" - 12 ORB	---	***V8OF8***	---	***---***
1¼"	1¼" - 11½ NPTF	VHN1000	***V10F10***	---	***V10F10-B***
	1¼" - 11 BSPP	---	***V10BF10***	---	***V10BF10-B***
	1⅝" - 12 ORB	---	***V10OF10***	---	***---***
1½"	1½" - 11½ NPTF	VHN1200	***V12F12***	---	***V12F12-B***
	1½" - 11 BSPP	---	***V12BF12***	---	***V12BF12-B***
	1⅞" - 12 ORB	---	***V12OF12***	---	***---***
2"	2" - 11½ NPTF	VHN1600	***V16F16***	---	***V16F16-B***
	2" - 11 BSPP	---	***V16BF16***	---	***V16BF16-B***

steel



brass

Body Size	Threads	*316 Stainless Steel* Previous Part #	*316 Stainless Steel* Part #
¼"	¼" - 18 NPTF	VHN200SS	***V2F2-SS***
	¼" - 19 BSPP	---	***V2BF2-SS***
⅜"	⅜" - 18 NPTF	---	***V3F3-SS***
	⅜" - 19 BSPP	---	***V3BF3-SS***
½"	½" - 14 NPTF	VHN400SS	***V4F4-SS***
	½" - 14 BSPP	---	***V4BF4-SS***
¾"	¾" - 14 NPTF	VHN600SS	***V6F6-SS***
	¾" - 14 BSPP	---	***V6BF6-SS***
1"	1" - 11½ NPTF	---	***V8F8-SS***
	1" - 11 BSPP	---	***V8BF8-SS***
1¼"	1¼" - 11½ NPTF	---	***V10F10-SS***
	1¼" - 11 BSPP	---	***V10BF10-SS***
1½"	1½" - 11½ NPTF	---	***V12F12-SS***
	1½" - 11 BSPP	---	***V12BF12-SS***
2"	2" - 11½ NPTF	---	***V16F16-SS***
	2" - 11 BSPP	---	***V16BF16-SS***



MURDOCK industrial | Sales@MurdockIndustrial.com www.HoseWarehouse.com | Phone: 330-535-7105 Fax: 330-535-1125 | Skype: MurdockIndustrial

V-Series Hydraulic Couplings

Snap-Tite H/IH Interchange Unvalved Female Threaded Couplers

steel

brass

Body Size	Threads	Previous Part #	*Steel* Part #	*Brass* Part #
¼"	¼" - 18 NPTF ¼" - 19 BSPP	--- ---	***2VF2-E*** ***2VBF2-E***	***2VF2-B-E*** ***2VBF2-B-E***
⅜"	⅜" - 18 NPTF ⅜" - 19 BSPP	--- ---	***3VF3-E*** ***3VBF3-E***	***3VF3-B-E*** ***3VBF3-B-E***
½"	½" - 14 NPTF ½" - 14 BSPP	VHC400NV ---	***4VF4-E*** ***4VBF4-E***	***4VF4-B-E*** ***4VBF4-B-E***
¾"	¾" - 14 NPTF ¾" - 14 BSPP	VHC600NV ---	***6VF6-E*** ***6VBF6-E***	***6VF6-B-E*** ***6VBF6-B-E***
1"	1" - 11½ NPTF 1" - 11 BSPP	--- ---	***8VF8-E*** ***8VBF8-E***	***8VF8-B-E*** ***8VBF8-B-E***
1¼"	1¼" - 11½ NPTF 1¼" - 11 BSPP	--- ---	***10VF10-E*** ***10VBF10-E***	***10VF10-B-E*** ***10VBF10-B-E***
1½"	1½" - 11½ NPTF	---	***12VF12-E***	***12VF12-B-E***
2"	2" - 11½ NPTF	---	***16VF16-E***	***16VF16-B-E***

Body Size	Threads	*316 Stainless Steel* Part #
¼"	¼" - 18 NPTF ¼" - 19 BSPP	***2VF2-SS-E*** ***2VBF2-SS-E***
⅜"	⅜" - 18 NPTF ⅜" - 19 BSPP	***3VF3-SS-E*** ***3VBF3-SS-E***
½"	½" - 14 NPTF ½" - 14 BSPP	***4VF4-SS-E*** ***4VBF4-SS-E***
¾"	¾" - 14 NPTF ¾" - 14 BSPP	***6VF6-SS-E*** ***6VBF6-SS-E***
1"	1" - 11½ NPTF 1" - 11 BSPP	***8VF8-SS-E*** ***8VBF8-SS-E***
1¼"	1¼" - 11½ NPTF 1¼" - 11 BSPP	***10VF10-SS-E*** ***10VBF10-SS-E***
1½"	1½" - 11½ NPTF	***12VF12-SS-E***
2"	2" - 11½ NPTF	***16VF16-SS-E***

MURDOCK industrial | Sales@MurdockIndustrial.com | www.HoseWarehouse.com | Phone: 330-535-7105 | Fax: 330-535-1125 | Skype: MurdockIndustrial

V-Series Hydraulic Couplings

Snap-Tite H/IH Interchange Unvalved Male Threaded Couplers

Body Size	Threads	*Steel* Part #	*Brass* Part #	*316 Stainless Steel* Part #
¼"	¼" - 18 NPTF	***2VM2-E***	***2VM2-B-E***	***2VM2-SS-E***
⅜"	⅜" - 18 NPTF	***3VM3-E***	***3VM3-B-E***	***3VM3-SS-E***
½"	½" - 14 NPTF	***4VM4-E***	***4VM4-B-E***	***4VM4-SS-E***
¾"	¾" - 14 NPTF	***6VM6-E***	***6VM6-B-E***	***6VM6-SS-E***
1"	1" - 11½ NPTF	***8VM8-E***	***8VM8-B-E***	***8VM8-SS-E***
1¼"	1¼" - 11½ NPTF	***10VM10-E***	---	***10VM10-SS-E***
1½"	1½" - 11½ NPTF	***12VM12-E***	---	***12VM12-SS-E***
2"	2" - 11½ NPTF	***16VM16-E***	---	***16VM16-SS-E***



steel

brass

316 stainless

Snap-Tite H/IH Interchange Unvalved Male Threaded Plugs

Body Size	Threads	*Steel* Part #	*Brass* Part #	*316 Stainless Steel* Part #
¼"	¼" - 18 NPTF	***V2M2-E***	***V2M2-B-E***	***V2M2-SS-E***
⅜"	⅜" - 18 NPTF	***V3M3-E***	***V3M3-B-E***	***V3M3-SS-E***
½"	½" - 14 NPTF	***V4M4-E***	***V4M4-B-E***	***V4M4-SS-E***
¾"	¾" - 14 NPTF	***V6M6-E***	***V6M6-B-E***	***V6M6-SS-E***
1"	1" - 11½ NPTF	***V8M8-E***	***V8M8-B-E***	***V8M8-SS-E***
1¼"	1¼" - 11½ NPTF	***V10M10-E***	---	***V10M10-SS-E***
1½"	1½" - 11½ NPTF	***V12M12-E***	---	***V12M12-SS-E***
2"	2" - 11½ NPTF	***V16M16-E***	---	***V16M16-SS-E***



steel

brass



316 stainless

MURDOCK industrial | Sales@MurdockIndustrial.com www.HoseWarehouse.com | Phone: 330-535-7105 Fax: 330-535-1125 | Skype: MurdockIndustrial

Snap-Tite H/IH Interchange Unvalved Female Threaded Plugs

steel



brass

Body Size	Threads	Previous Part #	*Steel* Part #	*Brass* Part #
¼"	¼" - 18 NPTF ¼" - 19 BSPP	--- ---	***V2F2-E*** ***V2BF2-E***	***V2F2-B-E*** ***V2BF2-B-E***
⅜"	⅜" - 18 NPTF ⅜" - 19 BSPP	--- ---	***V3F3-E*** ***V3BF3-E***	***V3F3-B-E*** ***V3BF3-B-E***
½"	½" - 14 NPTF ½" - 14 BSPP	VHN400NV ---	***V4F4-E*** ***V4BF4-E***	***V4F4-B-E*** ***V4BF4-B-E***
¾"	¾" - 14 NPTF ¾" - 14 BSPP	VHN600NV ---	***V6F6-E*** ***V6BF6-E***	***V6F6-B-E*** ***V6BF6-B-E***
1"	1" - 11½ NPTF 1" - 11 BSPP	--- ---	***V8F8-E*** ***V8BF8-E***	***V8F8-B-E*** ***V8BF8-B-E***
1¼"	1¼" - 11½ NPTF 1¼" - 11 BSPP	--- ---	***V10F10-E*** ***V10BF10-E***	***V10F10-B-E*** ***V10BF10-B-E***
1½"	1½" - 11½ NPTF	---	***V12F12-E***	***V12F12-B-E***
2"	2" - 11½ NPTF	---	***V16F16-E***	***V16F16-B-E***



Body Size	Threads	*316 Stainless Steel* Part #
¼"	¼" - 18 NPTF ¼" - 19 BSPP	***V2F2-SS-E*** ***V2BF2-SS-E***
⅜"	⅜" - 18 NPTF ⅜" - 19 BSPP	***V3F3-SS-E*** ***V3BF3-SS-E***
½"	½" - 14 NPTF ½" - 14 BSPP	***V4F4-SS-E*** ***V4BF4-SS-E***
¾"	¾" - 14 NPTF ¾" - 14 BSPP	***V6F6-SS-E*** ***V6BF6-SS-E***
1"	1" - 11½ NPTF 1" - 11 BSPP	***V8F8-SS-E*** ***V8BF8-SS-E***
1¼"	1¼" - 11½ NPTF 1¼" - 11 BSPP	***V10F10-SS-E*** ***V10BF10-SS-E***
1½"	1½" - 11½ NPTF	***V12F12-SS-E***
2"	2" - 11½ NPTF	***V16F16-SS-E***

MURDOCK industrial | Sales@MurdockIndustrial.com www.HoseWarehouse.com | Phone: 330-535-7105 Fax: 330-535-1125 | Skype: MurdockIndustrial

V-Series Hydraulic Couplings

Snap-Tite H/IH Interchange Dust Caps / Plugs

Body Size	Nitrile	
	Previous Part #	Part #
¼"	VHC002	***1HDP***
¼"	VHN002	***V2DC***
⅜"	---	***3VDP-V3DC***
½"	VHCN003	***3KDP-K3DC***
¾"	VHCN006	***6VDP-V6DC***
1"	VHCN008	***8VDP-V8DC***

Snap-Tite H/IH Interchange Dust Plugs

Body Size	*Aluminum body with steel cable*	
	Previous Part #	Part #
¼"	---	***2VDP-A***
⅜"	---	***3VDP-A***
½"	---	***4VDP-A***
¾"	---	***6VDP-A***
1"	---	***8VDP-A***
1¼"	VHC010	***10VDP-A***
1½"	VHC012	***12VDP-A***
2"	VHC016	***16VDP-A***

Snap-Tite H/IH Interchange Dust Caps

Body Size	*Aluminum body with steel cable*	
	Previous Part #	Part #
¼"	---	***V2DC-A***
⅜"	---	***V3DC-A***
½"	---	***V4DC-A***
¾"	---	***V6DC-A***
1"	---	***V8DC-A***
1¼"	VHN010	***V10DC-A***
1½"	VHN012	***V12DC-A***
2"	VHN016	***V16DC-A***

Plug Profiles

Industry/Competitor Interchange

Snap-tite H
Faster TNV

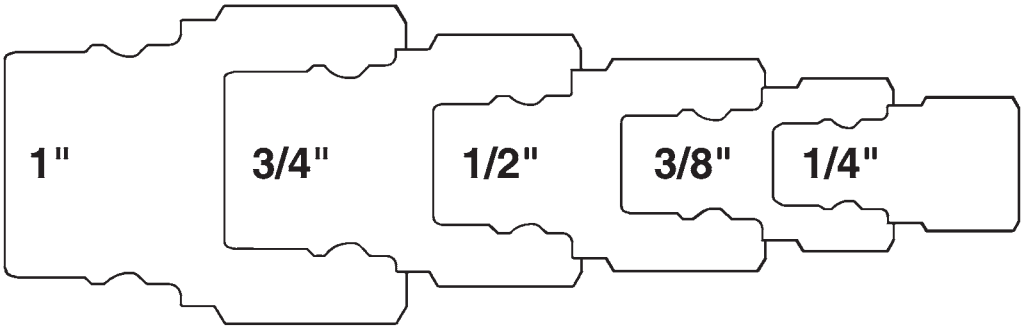

MURDOCK industrial | Sales@MurdockIndustrial.com www.HoseWarehouse.com | Phone: 330-535-7105 Fax: 330-535-1125 | Skype: MurdockIndustrial

Snap-Tite H/IH Interchange Coupler Seal Kits

Body Size	Coupler Style	Description	*Nitrile* Part #
¼"	all	body / adapter O-rings and PTFE back-up	***2V-SKIT***
⅜"	all	body / adapter O-rings and PTFE back-up	***3V-SKIT***
½"	all	body / adapter O-rings and PTFE back-up	***4V-SKIT***
¾"	all	body / adapter O-rings and PTFE back-up	***6V-SKIT***
1"	all	body / adapter O-rings and PTFE back-up	***8V-SKIT***
1¼"	all	body / adapter/valve O-rings and back-up	***10V-SKIT***
1½"	all	body / adapter/valve O-rings and back-up	***12V-SKIT***
2"	all	body / adapter/valve O-rings and back-up	***16V-SKIT***

Body Size	Coupler Style	Description	*FKM* Part #
¼"	all	body / adapter O-rings and PTFE back-up	***F-2V-SKIT***
⅜"	all	body / adapter O-rings and PTFE back-up	***F-3V-SKIT***
½"	all	body / adapter O-rings and PTFE back-up	***F-4V-SKIT***
¾"	all	body / adapter O-rings and PTFE back-up	***F-6V-SKIT***
1"	all	body / adapter O-rings and PTFE back-up	***F-8V-SKIT***
1¼"	all	body / adapter/valve O-rings and back-up	***F-10V-SKIT***
1½"	all	body / adapter/valve O-rings and back-up	***F-12V-SKIT***
2"	all	body / adapter/valve O-rings and back-up	***F-16V-SKIT***

Body Size	Coupler Style	Description	*EPDM* Part #
¼"	all	body / adapter O-rings and PTFE back-up	***P-2V-SKIT***
⅜"	all	body / adapter O-rings and PTFE back-up	***P-3V-SKIT***
½"	all	body / adapter O-rings and PTFE back-up	***P-4V-SKIT***
¾"	all	body / adapter O-rings and PTFE back-up	***P-6V-SKIT***
1"	all	body / adapter O-rings and PTFE back-up	***P-8V-SKIT***
1¼"	all	body / adapter/valve O-rings and back-up	***P-10V-SKIT***
1½"	all	body / adapter/valve O-rings and back-up	***P-12V-SKIT***
2"	all	body / adapter/valve O-rings and back-up	***P-16V-SKIT***

MURDOCK industrial | Sales@MurdockIndustrial.com www.HoseWarehouse.com | Phone: 330-535-7105 Fax: 330-535-1125 | Skype: MurdockIndustrial

V-Series Hydraulic Couplings

Snap-Tite H/IH Interchange Coupler Repair Kits

Body Size	Coupler Material	Seal Material	Description	Part #
¼"	*steel*	*nitrile*	steel valve assembly and adapter O-ring	***2V-RKIT***
	brass	*nitrile*	brass valve assembly and adapter O-ring	***2V-BRKIT***
	316 stainless	*nitrile*	316 SS valve assembly and adapter O-ring	***2V-SSRKIT***
⅜"	*steel*	*nitrile*	steel valve assembly and adapter O-ring	***3V-RKIT***
	brass	*nitrile*	brass valve assembly and adapter O-ring	***3V-BRKIT***
	316 stainless	*nitrile*	316 SS valve assembly and adapter O-ring	***3V-SSRKIT***
½"	*steel*	*nitrile*	steel valve assembly and adapter O-ring	***4V-RKIT***
	brass	*nitrile*	brass valve assembly and adapter O-ring	***4V-BRKIT***
	316 stainless	*nitrile*	316 SS valve assembly and adapter O-ring	***4V-SSRKIT***
¾"	*steel*	*nitrile*	steel valve assembly and adapter O-ring	***6V-RKIT***
	brass	*nitrile*	brass valve assembly and adapter O-ring	***6V-BRKIT***
	316 stainless	*nitrile*	316 SS valve assembly and adapter O-ring	***6V-SSRKIT***
1"	*steel*	*nitrile*	steel valve assembly and adapter O-ring	***8V-RKIT***
	brass	*nitrile*	brass valve assembly and adapter O-ring	***8V-BRKIT***
	316 stainless	*nitrile*	316 SS valve assembly and adapter O-ring	***8V-SSRKIT***
1¼"	*steel*	*nitrile*	steel valve assembly and adapter O-ring	***140030-10***
	316 stainless	*nitrile*	316 SS valve assembly and adapter O-ring	***140032-10***
1½"	*steel*	*nitrile*	steel valve assembly and adapter O-ring	***140030-12***
	316 stainless	*nitrile*	316 SS valve assembly and adapter O-ring	***140032-12***
2"	*steel*	*nitrile*	steel valve assembly and adapter O-ring	***140030-16***
	316 stainless	*nitrile*	316 SS valve assembly and adapter O-ring	***140032-16***

Snap-Tite H/IH Interchange Plug Repair Kits

Body Size	Coupler Material	Seal Material	Description	Part #
¼"	*steel*	*nitrile*	steel valve assembly and adapter O-ring	***V2-RKIT***
	brass	*nitrile*	brass valve assembly and adapter O-ring	***V2-BRKIT***
	316 stainless	*nitrile*	316 SS valve assembly and adapter O-ring	***V2-SSRKIT***
⅜"	*steel*	*nitrile*	steel valve assembly and adapter O-ring	***V3-RKIT***
	brass	*nitrile*	brass valve assembly and adapter O-ring	***V3-BRKIT***
	316 stainless	*nitrile*	316 SS valve assembly and adapter O-ring	***V3-SSRKIT***
½"	*steel*	*nitrile*	steel valve assembly and adapter O-ring	***V4-RKIT***
	brass	*nitrile*	brass valve assembly and adapter O-ring	***V4-BRKIT***
	316 stainless	*nitrile*	316 SS valve assembly and adapter O-ring	***V4-SSRKIT***
¾"	*steel*	*nitrile*	steel valve assembly and adapter O-ring	***V6-RKIT***
	brass	*nitrile*	brass valve assembly and adapter O-ring	***V6-BRKIT***
	316 stainless	*nitrile*	316 SS valve assembly and adapter O-ring	***V6-SSRKIT***
1"	*steel*	*nitrile*	steel valve assembly and adapter O-ring	***V8-RKIT***
	brass	*nitrile*	brass valve assembly and adapter O-ring	***V8-BRKIT***
	316 stainless	*nitrile*	316 SS valve assembly and adapter O-ring	***V8-SSRKIT***
1¼"	*steel*	*nitrile*	steel valve assembly and adapter O-ring	***140030-10***
	316 stainless	*nitrile*	316 SS valve assembly and adapter O-ring	***140032-10***
1½"	*steel*	*nitrile*	steel valve assembly and adapter O-ring	***140030-12***
	316 stainless	*nitrile*	316 SS valve assembly and adapter O-ring	***140032-12***
2"	*steel*	*nitrile*	steel valve assembly and adapter O-ring	***140030-16***
	316 stainless	*nitrile*	316 SS valve assembly and adapter O-ring	***140032-16***

MURDOCK industrial | Sales@MurdockIndustrial.com www.HoseWarehouse.com | Phone: 330-535-7105 Fax: 330-535-1125 | Skype: MurdockIndustrial

TR-Series Hydraulic Couplings

Features:

- interchangeable with TEMA European, 3800, 5000, 7500, 10000 series
- nitrile (Buna-N) seal standard, providing a temperature range of **-40°F** to **250°F** (**-40°C** to **121°C**)
- valve seals are crimped in place to maintain integrity during excessive flow conditions and pressurized connection
- Contact Dixon® for pressure ratings and other technical information.

Tema European Female Threaded Couplers

Body Size	Threads	*Steel* Part #
⅜"	⅜" - 18 NPTF ⅜" - 19 BSPP	***3TRF3*** ***3TRBF3***
½"	½" - 14 NPTF ½" - 14 BSPP	***4TRF4*** ***4TRBF4***
¾"	¾" - 14 NPTF ¾" - 14 BSPP	***6TRF6*** ***6TRBF6***
1"	1" - 11½ NPTF 1" - 11 BSPP	***8TRF8*** ***8TRBF8***

Tema European Female Threaded Plugs

Body Size	Threads	*Steel* Part #
⅜"	⅜" - 18 NPTF ⅜" - 19 BSPP	***TR3F3*** ***TR3BF3***
½"	½" - 14 NPTF ½" - 14 BSPP	***TR4F4*** ***TR4BF4***
¾"	¾" - 14 NPTF ¾" - 14 BSPP	***TR6F6*** ***TR6BF6***
1"	1" - 11½ NPTF 1" - 11 BSPP	***TR8F8*** ***TR8BF8***

Tema European Coupler Seal Kits

Body Size	Coupler Style	Seal Kit Contents	*Nitrile* Part #
⅜"	all	two O-rings and one PTFE back-up ring	***3TR-SKIT***
½"	all	two O-rings and one PTFE back-up ring	***4TR-SKIT***
¾"	all	two O-rings and one PTFE back-up ring	***6TR-SKIT***
1"	all	two O-rings and one PTFE back-up ring	***8TR-SKIT***

Plug Profiles

Industry/Competitor Interchange

TEMA European Interchange
TEMA 3800, 5000, 7500, 1000 Series
CEJN Series 525

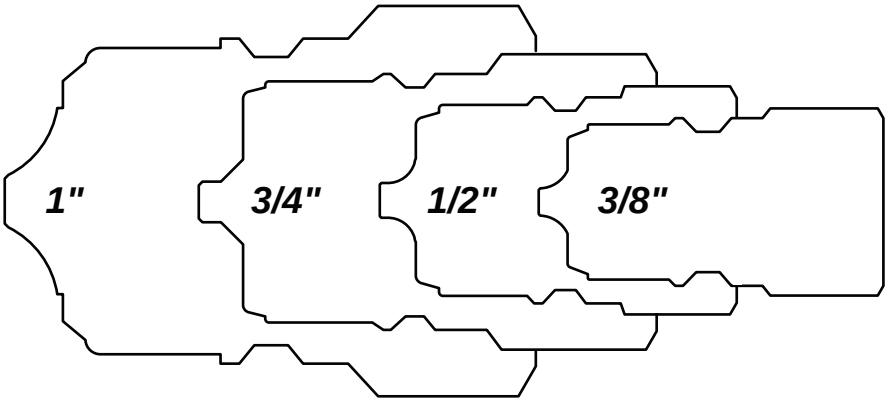

Please contact Dixon for dust caps and dust plugs.

MURDOCK industrial | Sales@MurdockIndustrial.com www.HoseWarehouse.com | Phone: 330-535-7105 Fax: 330-535-1125 | Skype: MurdockIndustrial

HT-Series Hydraulic Couplings

Features:

- minimizes fluid loss resulting in a cleaner, safer work environment
- Automatic, push-to-connect couplings provide high flow with low pressure drop assuring maximum hydraulic system performance.
- To reduce the possibility of accidental disconnect, the sleeve lock safety feature requires turning the collar to unlock the coupling.
- Contact Dixon® for additional seal material options.
- Contact Dixon® for pressure ratings and other technical information.
- conforms to ISO16028 interchange standard interchangeable with Eaton/Hansen FF, Parker FEM, Snap-tite 74, Faster FFH/2FFN/2FFI, Stucchi A/FIRG and Holmbury HQ/A/FIMC

Flushface Female Threaded Couplers

Body Size	Threads	*Steel* Part #	*316 Stainless Steel* Part #
¼"	¼" - 18 NPTF	***2HTF2***	---
	¼" - 19 BSPP	***2HTBF2***	---
	9/16" - 18 ORB	***2HTOF3***	---
⅜"	⅜" - 18 NPTF	***3HTF3***	***3HTF3-SS***
	⅜" - 19 BSPP	***3HTBF3***	***3HTBF3-SS***
	9/16" - 18 ORB	***3HTOF3***	---
	½" - 14 NPTF	***3HTF4***	***3HTF4-SS***
	½" - 14 BSPP	***3HTBF4***	***3HTBF4-SS***
	¾" - 16 ORB	***3HTOF4***	---
½"	½" - 14 NPTF	***4HTF4***	***4HTF4-SS***
	½" - 14 BSPP	***4HTBF4***	***4HTBF4-SS***
	¾" - 16 ORB	***4HTOF4***	---
	⅞" - 14 ORB	***4HTOF5***	---
	¾" - 14 NPTF	***4HTF6***	***4HTF6-SS***
	¾" - 14 BSPP	***4HTBF6***	***4HTBF6-SS***
	1-1/16" - 12 ORB	***4HTOF6***	---
⅝"	⅞" - 14 ORB	***5HTOF5***	---
	¾" - 14 NPTF	***5HTF6***	***5HTF6-SS***
	¾" - 14 BSPP	***5HTBF6***	***5HTBF6-SS***
	1-1/16" - 12 ORB	***5HTOF6***	---
¾"	⅞" - 14 ORB	***6HTOF5***	---
	¾" - 14 NPTF	***6HTF6***	***6HTF6-SS***
	¾" - 14 BSPP	***6HTBF6***	***6HTBF6-SS***
	1-1/16" - 12 ORB	***6HTOF6***	---
	1" - 11½ NPTF	***6HTF8***	***6HTF8-SS***
	1" - 11 BSPP	***6HTBF8***	***6HTBF8-SS***
	1-5/16" - 12 ORB	***6HTOF8***	---
1"	1" - 11½ NPTF	***8HTF8***	***8HTF8-SS***
	1" - 11 BSPP	***8HTBF8***	***8HTBF8-SS***
	1-5/16" - 12 ORB	***8HTOF8***	---
	1¼" - 11½ NPTF	***8HTF10***	***8HTF10-SS***
	1¼" - 11 BSPP	***8HTBF10***	***8HTBF10-SS***
	1⅝" - 12 ORB	***8HTOF10***	---
1½"	1½" - 11½ NPTF	***12HTF12***	---
	1½" - 11 BSPP	***12HTBF12***	---
	1⅞" - 12 ORB	***12HTOF12***	---
2"	2" - 11½ NPTF	***16HTF16***	---
	2" - 11 BSPP	***16HTBF16***	---
	2½" - 12 ORB	***16HTOF16***	---

steel

316 stainless

Flushface Male Threaded Couplers

Body Size	Threads	*Steel* Part #
⅜"	⅜" - 18 NPTF	***3HTM3***
	½" - 14 NPTF	***3HTM4***
	9/16" - 18 ORB	***3HTOM3***
	¾" - 16 ORB	***3HTOM4***
½"	½" - 14 NPTF	***4HTM4***

4HTM4

3HTOM4

MURDOCK industrial | Sales@MurdockIndustrial.com www.HoseWarehouse.com | Phone: 330-535-7105 Fax: 330-535-1125 | Skype: MurdockIndustrial

HT-Series Hydraulic Couplings

Flushface Female Threaded Plugs

steel

316 stainless

Body Size	Threads	*Steel* Part #	*316 Stainless Steel* Part #
¼"	¼" - 18 NPTF	***HT2F2***	---
	¼" - 19 BSPP	***HT2BF2***	---
	9/16" - 18 ORB	***HT2OF3***	---
⅜"	⅜" - 18 NPTF	***HT3F3***	***HT3F3-SS***
	⅜" - 19 BSPP	***HT3BF3***	***HT3BF3-SS***
	9/16" - 18 ORB	***HT3OF3***	---
	½" - 14 NPTF	***HT3F4***	***HT3F4-SS***
	½" - 14 BSPP	***HT3BF4***	***HT3BF4-SS***
	¾" - 16 ORB	***HT3OF4***	---
½"	½" - 14 NPTF	***HT4F4***	***HT4F4-SS***
	½" - 14 BSPP	***HT4BF4***	***HT4BF4-SS***
	¾" - 16 ORB	***HT4OF4***	---
	⅞" - 14 ORB	***HT4OF5***	---
	¾" - 14 NPTF	***HT4F6***	***HT4F6-SS***
	¾" - 14 BSPP	***HT4BF6***	***HT4BF6-SS***
	1-1/16" - 12 ORB	***HT4OF6***	---
⅝"	⅞" - 14 ORB	***HT5OF5***	---
	¾" - 14 NPTF	***HT5F6***	***HT5F6-SS***
	¾" - 14 BSPP	***HT5BF6***	***HT5BF6-SS***
	1-1/16" - 12 ORB	***HT5OF6***	---
¾"	⅞" - 14 ORB	***HT6OF5***	---
	¾" - 14 NPTF	***HT6F6***	***HT6F6-SS***
	¾" - 14 BSPP	***HT6BF6***	***HT6BF6-SS***
	1-1/16" - 12 ORB	***HT6OF6***	---
	1" - 11½ NPTF	***HT6F8***	***HT6F8-SS***
	1" - 11 BSPP	***HT6BF8***	***HT6BF8-SS***
	1-5/16" - 12 ORB	***HT6OF8***	---
1"	1" - 11½ NPTF	***HT8F8***	***HT8F8-SS***
	1" - 11 BSPP	***HT8BF8***	***HT8BF8-SS***
	1-5/16" - 12 ORB	***HT8OF8***	---
	1¼" - 11½ NPTF	***HT8F10***	***HT8F10-SS***
	1¼" - 11 BSPP	***HT8BF10***	***HT8BF10-SS***
	1⅝" - 12 ORB	***HT8OF10***	---
1½"	1½" - 11½ NPTF	***HT12F12***	---
	1½" - 11 BSPP	***HT12BF12***	---
	1⅞" - 12 ORB	***HT12OF12***	---
2"	2" - 11½ NPTF	***HT16F16***	---
	2" - 11 BSPP	***HT16BF16***	---
	2½" - 12 ORB	***HT16OF16***	---

Flushface Male Threaded Plugs

HT4M4

HT3OM4

Body Size	Threads	*Steel* Part #
⅜"	⅜" - 18 NPTF	***HT3M3***
	½" - 14 NPTF	***HT3M4***
	9/16" - 18 ORB	***HT3OM3***
	¾" - 16 ORB	***HT3OM4***
½"	½" - 14 NPTF	***HT4M4***

MURDOCK industrial | Sales@MurdockIndustrial.com www.HoseWarehouse.com | Phone: 330-535-7105 Fax: 330-535-1125 | Skype: MurdockIndustrial

HT-Series Hydraulic Couplings

Flushface Male Threaded Bulkhead Couplers

Body Size	Threads	*Steel* Part #
½"	⅞" - 14 JIC BH 1" - 14 ORFS BH 1-1/16" - 12 JIC BH	***4HTJB5*** ***4HTRB5*** ***4HTJB6***

4HTJB5

4HTRB5

Flushface Male Threaded Bulkhead Plugs

Body Size	Threads	*Steel* Part #
½"	⅞" - 14 JIC BH 1" - 14 ORFS BH 1-1/16" - 12 JIC BH	***HT4JB5*** ***HT4RB5*** ***HT4JB6***

HT4JB5

HT4RB5

Flushface Coupler Dust Plugs

Body Size	*Nitrile* Part #
¼"	***2HTDP***
⅜"	***3HTDP***
½"	***4HTDP***
⅝"	***5HTDP***
¾"	***6HTDP***
1"	***8HTDP***

Flushface Plug Dust Caps

Body Size	*Nitrile* Part #
¼"	***HT2DC***
⅜"	***HT3DC***
½"	***HT4DC***
⅝"	***HT5DC***
¾"	***HT6DC***
1"	***HT8DC***

MURDOCK industrial | Sales@MurdockIndustrial.com www.HoseWarehouse.com | Phone: 330-535-7105 Fax: 330-535-1125 | Skype: MurdockIndustrial

HT-Series Hydraulic Couplings

Flushface Interchange Coupler Bulkhead Kits

Body Size	Mounting Hole	Description	*Steel* Part #
¼"	1.125"	Two 360° retaining rings	***2HT-BMK***
⅜"	1.250"	Two 360° retaining rings	***3HT-BMK***
½"	1.560"	Two 360° retaining rings	***4HT-BMK***
⅝"	1.685"	Two 360° retaining rings	***5HT-BMK***
¾"	1.870"	Two 360° retaining rings	***6HT-BMK***
1"	2.310"	Two 360° retaining rings	***8HT-BMK***

Flushface Interchange Coupler Seal Kits

Body Size	Coupler Style	Description	*Nitrile* Part #
¼"	all	Stem/adapter/gland O-ring, gland B.U.	***2HT-SKIT***
⅜"	all	Stem/adapter/gland O-ring, gland B.U.	***3HT-SKIT***
½"	all	Stem/adapter/gland O-ring, gland B.U.	***4HT-SKIT***
⅝"	all	Stem/adapter/gland O-ring, gland B.U.	***5HT-SKIT***
¾"	all	Stem/adapter/gland O-ring, gland B.U.	***6HT-SKIT***
1"	all	Stem/adapter/gland O-ring, gland B.U.	***8HT-SKIT***

Flushface Interchange Nipple Seal Kits

Body Size	Nipple Style	Description	*Nitrile* Part #
¼"	all	Main valve seal and adapter O-ring	***HT2-SKIT-V2***
⅜"	all	Main valve seal and adapter O-ring	***HT3-SKIT-V2***
½"	all	Main valve seal and adapter O-ring	***HT4-SKIT-V2***
⅝"	all	Main valve seal and adapter O-ring	***HT5-SKIT-V2***
¾"	all	Main valve seal and adapter O-ring	***HT6-SKIT-V2***
1"	all	Main valve seal and adapter O-ring	***HT8-SKIT-V2***

Profiles

Industry/Competitor Interchange

Parker FEM-Series, Snap-Tite 74-Series, Hansen FF, Aeroquip/Eaton FD89, Stucchi FIRG/Series 'A', Faster FFN/FFI/2FFN/2FFI, Safeway FF49-Series

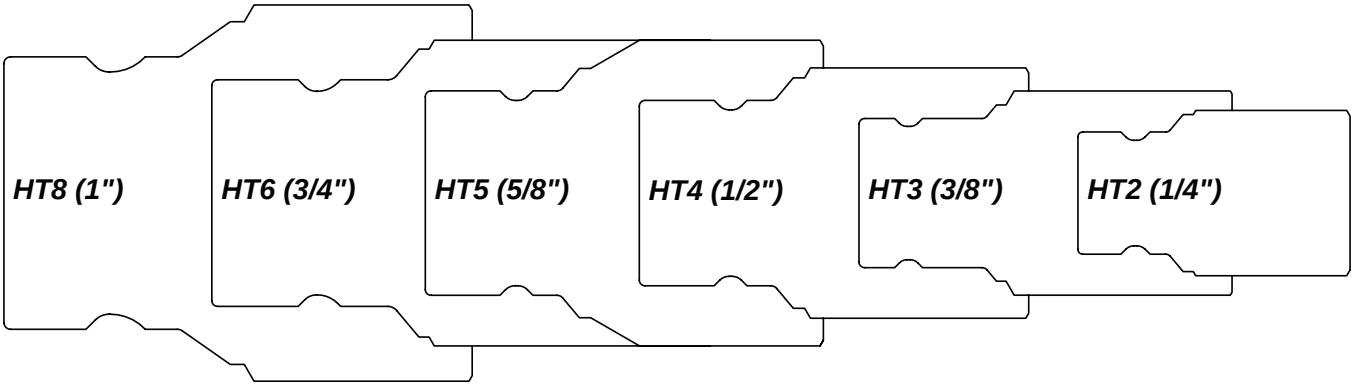

MURDOCK industrial | Sales@MurdockIndustrial.com www.HoseWarehouse.com | Phone: 330-535-7105 Fax: 330-535-1125 | Skype: MurdockIndustrial

HTE-Series Hydraulic Couplings

Features:
- non-linear connection force at all pressures
- no maximum connection-pressure restrictions, up to **5000 PSI**
- head pressure or valve bleed-by has minimal effect on connection force
- less susceptible to system contamination
- design is scalable performing similarly in all sizes
- smooth connection action
- connectable with trapped pressure on HTE half only
- pressure rating **5000 PSI** at **70°F (21°C)**
- conforms to ISO 16028

Connect Under Pressure Flushface Female Threaded Plug

Feature:
- for use with HTZ or HT series couplers

Body Size	Threads	*Steel* Part #
⅜"	½"-14 NPTF	***HTE3F4***
	½"-14 BSPP	***HTE3BF4***
	¾"-16 ORB	***HTE3OF4***
½"	½"-14 NPTF	***HTE4F4***
	½"-14 BSPP	***HTE4BF4***
	¾"-16 ORB	***HTE4OF4***
	⅞"-14 ORB	***HTE4OF5***
	¾"-14 NPTF	***HTE4F6***
	¾"-14 BSPP	***HTE4BF6***
	1-1/16"-12 ORB	***HTE4OF6***
⅝"	⅞"-14 ORB	***HTE5OF5***
	¾"-14 NPTF	***HTE5F6***
	¾"-14 BSPP	***HTE5BF6***
	1-1/16"-12 ORB	***HTE5OF6***
¾"	¾"-14 NPTF	***HTE6F6***
	¾"-14 BSPP	***HTE6BF6***
	1-1/16"-12 ORB	***HTE6OF6***
	1"-11½ NPTF	***HTE6F8***
	1"-11 BSPP	***HTE6BF8***
	1-5/16"-12 ORB	***HTE6OF8***
1"	1"-11½ NPTF	***HTE8F8***
	1"-11 BSPP	***HTE8BF8***
	1-5/16"-12 ORB	***HTE8OF8***
	1¼"-11½ NPTF	***HTE8F10***
	1¼"-11 BSPP	***HTE8BF10***
	1⅝"-12 ORB	***HTE8OF10***

MURDOCK industrial | Sales@MurdockIndustrial.com www.HoseWarehouse.com | Phone: 330-535-7105 Fax: 330-535-1125 | Skype: MurdockIndustrial

HTZ-Series Hydraulic Couplings

NEW

Flush Face Female Threaded Coupler

Features:
- for use with HT or HTE series plugs
- connectable with trapped pressure on HTE half only
- connect under pressure up to **1500 PSI** at **70°F (21°C)**
- pressure rating **5000 PSI** at **70°F (21°C)**

Body Size	Threads	*Steel* Part #
½"	½"-14 NPTF	***4HTZF4***
	¾"-14 NPTF	***4HTZF6***
	¾"-16 ORB	***4HTZOF4***
	⅞"-14 ORB	***4HTZOF5***
	1-1/16"-12 ORB	***4HTZOF6***

MURDOCK industrial | Sales@MurdockIndustrial.com www.HoseWarehouse.com | Phone: 330-535-7105 Fax: 330-535-1125 | Skype: MurdockIndustrial

ST-Series Hydraulic Couplings

Features:

- interchangeable with Snap-Tite 71-Series
- Nitrile (Buna-N) seals standard, providing a temperature range of **-40°F** to **250°F** (**-40°C** to **121°C**)
- Contact Dixon® for additional seal material options.
- Contact Dixon® for pressure ratings and other technical information.
- steel coupler sleeves are hardened to resist deformation and maximize service life
- steel nipples are hardened to provide heavy duty performance

Snap-Tite 71 Female Threaded Couplers

Body Size	Threads	*Steel* Part #	*316 Stainless Steel* Part #
¼"	¼" - 18 NPTF	***2STF2***	***2STF2-SS***
	¼" - 19 BSPP	***2STBF2***	***2STBF2-SS***
⅜"	¼" - 18 NPTF	***3STF2***	---
	⅜" - 18 NPTF	***3STF3***	***3STF3-SS***
	⅜" - 19 BSPP	***3STBF3***	***3STBF3-SS***
	½" - 14 NPTF	***3STF4***	***3STF4-SS***
	½" - 14 BSPP	***3STBF4***	***3STBF4-SS***
½"	½" - 14 NPTF	***4STF4***	***4STF4-SS***
	½" - 14 BSPP	***4STBF4***	***4STBF4-SS***
	¾" - 16 ORB	***4STOF4***	---
¾"	¾" - 14 NPTF	***6STF6***	***6STF6-SS***
	¾" - 14 BSPP	***6STBF6***	***6STBF6-SS***
	1-1/16" - 12 ORB	***6STOF6***	---
1"	1" - 11½ NPTF	***8STF8***	***8STF8-SS***
	1" - 11 BSPP	***8STBF8***	***8STBF8-SS***
	1-5/16" - 12 ORB	***8STOF8***	---
	1¼" - 11½ NPTF	***8STF10***	***8STF10-SS***
	1¼" - 11 BSPP	***8STBF10***	***8STBF10-SS***
	1⅝" - 12 ORB	***8STOF10***	---

steel

316 stainless

Snap-Tite 71 Old Style Female Threaded Couplers

Body Size	Threads	*Steel* Part #	*316 Stainless Steel* Part #
1"	1" - 11½ NPTF	***8STF8-V2***	---
	1" - 11 BSPP	***8STBF8-V2***	---
	1¼" - 11½ NPTF	***8STF10-V2***	---
2"	1½" - 11½ NPTF	***16STF12***	---
	1½" - 11 BSPP	***16STBF12***	---
	1-⅞" - 12 ORB	***16STOF12***	---
	2" - 11½ NPTF	***16STF16***	***16STF16-SS***
	2" - 11 BSPP	***16STBF16***	---
	2½" - 12 ORB	***16STOF16***	---

steel

316 stainless

MURDOCK industrial | Sales@MurdockIndustrial.com www.HoseWarehouse.com | Phone: 330-535-7105 Fax: 330-535-1125 | Skype: MurdockIndustrial

ST-Series Hydraulic Couplings

Snap-Tite 71 Female Threaded Plugs

steel

316 stainless

Body Size	Threads	*Steel* Part #	*316 Stainless Steel* Part #
¼"	¼" - 18 NPTF	***ST2F2***	***ST2F2-SS***
	¼" - 19 BSPP	***ST2BF2***	***ST2BF2-SS***
⅜"	¼" - 18 NPTF	***ST3F2***	---
	⅜" - 18 NPTF	***ST3F3***	***ST3F3-SS***
	⅜" - 19 BSPP	***ST3BF3***	***ST3BF3-SS***
	½" - 14 NPTF	***ST3F4***	***ST3F4-SS***
	½" - 14 BSPP	***ST3BF4***	***ST3BF4-SS***
½"	½" - 14 NPTF	***ST4F4***	***ST4F4-SS***
	½" - 14 BSPP	***ST4BF4***	***ST4BF4-SS***
	¾" - 16 ORB	***ST4OF4***	---
¾"	¾" - 14 NPTF	***ST6F6***	***ST6F6-SS***
	¾" - 14 BSPP	***ST6BF6***	***ST6BF6-SS***
	1-1/16" - 12 ORB	***ST6OF6***	---
1"	1" - 11½ NPTF	***ST8F8***	***ST8F8-SS***
	1" - 11 BSPP	***ST8BF8***	***ST8BF8-SS***
	1-5/16" - 12 ORB	***ST8OF8***	---
	1¼" - 11½ NPTF	***ST8F10***	***ST8F10-SS***
	1¼" - 11 BSPP	***ST8BF10***	***ST8BF10-SS***
	1⅝" - 12 ORB	***ST8OF10***	---

Snap-Tite 71 Old Style Female Threaded Plugs

steel

316 stainless

Body Size	Threads	*Steel* Part #	*316 Stainless Steel* Part #
1"	1" - 11½ NPTF	***ST8F8-V2***	---
	1" - 11 BSPP	***ST8BF8-V2***	---
	1¼" - 11½ NPTF	***ST8F10-V2***	---
2"	1½" - 11½ NPTF	***ST16F12***	---
	1½" - 11 BSPP	***ST16BF12***	---
	1-⅞" - 12 ORB	***ST16OF12***	---
	2" - 11½ NPTF	***ST16F16***	***ST16F16-SS***
	2" - 11 BSPP	***ST16BF16***	---
	2½" - 12 ORB	***ST16OF16***	---

Plug Profiles

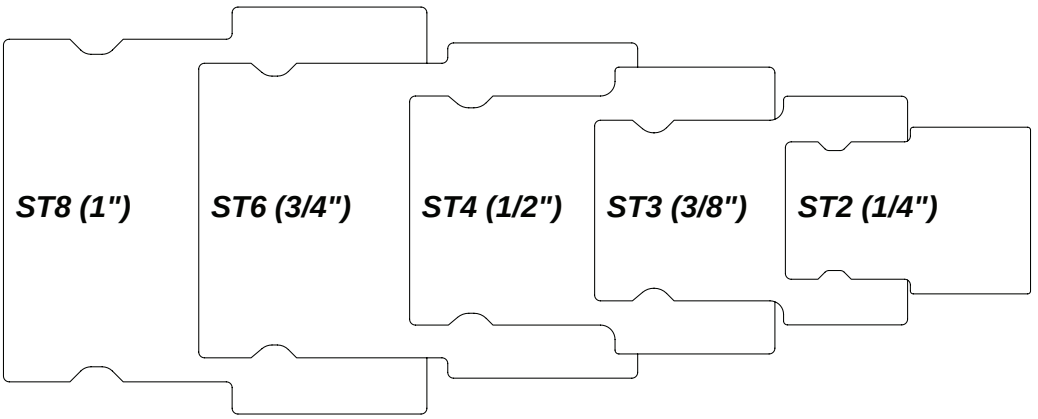

MURDOCK industrial | Sales@MurdockIndustrial.com www.HoseWarehouse.com | Phone: 330-535-7105 Fax: 330-535-1125 | Skype: MurdockIndustrial

ST-Series Hydraulic Couplings

Dust Plugs

Body Size	*Aluminum body with steel cable* Part #
¼"	***2STDP-A***
⅜"	***3STDP-A***
½"	***4STDP-A***
¾"	***6STDP-A***
1"	***8STDP-A***
1"	***8STDP-A-V2***
2"	***16STDP-A***

Dust Caps

Body Size	*Aluminum body with steel cable* Part #
¼"	***ST2DC-A***
⅜"	***ST3DC-A***
½"	***ST4DC-A***
¾"	***ST6DC-A***
1"	***ST8DC-A***
1"	***ST8DC-A-V2***
2"	***ST16DC-A***

Snap-Tite 71 Bulkhead Kits

Body Size	Mounting Hole ID	Seal Kit Contents	*Steel* Part #
¼"	1.250"	two 360° retaining rings	***2ST-BMK***
⅜"	1.625"	two 360° retaining rings	***3ST-BMK***
½"	2.000"	two 360° retaining rings	***4ST-BMK***
¾"	2.375"	two 360° retaining rings	***6ST-BMK***

Snap-Tite 71 Coupler Seal Kits

Body Size	Coupler Style	Seal Kit Contents	*Nitrile* Part #
¼"	all	two seals and anti-extrusion rings	***2ST-SKIT***
⅜"	all	two seals and anti-extrusion rings	***3ST-SKIT***
½"	all	two seals and anti-extrusion rings	***4ST-SKIT***
¾"	all	two seals and anti-extrusion rings	***6ST-SKIT***
1"	all	two seals and anti-extrusion rings	***8ST-SKIT***
1"	all	three seals and two anti-extrusion rings	***8ST-SKIT-V2***
2"	all	three seals and two anti-extrusion rings	***16ST-SKIT***

Snap-Tite 71 Plug Seal Kits

Body Size	Coupler Style	Seal Kit Contents	*Nitrile* Part #
¼"	all	valve O-ring / back-up and adapter O-ring	***ST2-SKIT***
⅜"	all	valve O-ring / back-up and adapter O-ring	***ST3-SKIT***
½"	all	valve O-ring / back-up and adapter O-ring	***ST4-SKIT***
¾"	all	valve O-ring / back-up and adapter O-ring	***ST6-SKIT***
1"	all	valve O-ring / back-up and adapter O-ring	***ST8-SKIT***
2"	all	main valve seal	***ST16-SKIT***

MURDOCK industrial | Sales@MurdockIndustrial.com www.HoseWarehouse.com | Phone: 330-535-7105 Fax: 330-535-1125 | Skype: MurdockIndustrial

PD-Series Diagnostic Interchange Couplings

Features:

- interchangeable with ISO15171-1, Parker PD-Series, Aeroquip FD90, Tomco Series DK
- steel componentry is plated using ROHS Compliant Trivalent Chrome
- PTFE anti-extrusion ring protects main coupler O-ring from dynamic impulse pressure damage
- nitrile (Buna-N) seal standard, providing a temperature range of **-40°F** to **250°F** (**-40°C** to **121°C**)
- pressure rating **6000 PSI** at **70°F (21°C)**

Female NPT Couplers

Body Size	Threads	*Steel* Part #
⅛"	⅛" - 27 NPT ¼" - 18 NPT	***1PDF1*** ***1PDF2***

Male NPT Couplers

Body Size	Threads	*Steel* Part #
⅛"	¼" - 18 NPT	***1PDM2***

Female NPT Plugs



Body Size	Threads	*Steel* Part #
⅛"	⅛" - 27 NPT ¼" - 18 NPT	***PD1F1*** ***PD1F2***

Male Threaded Plugs



Body Size	Threads	*Steel* Part #
⅛"	⅛" - 27 NPT ¼" - 18 NPT 7/16" - 20 ORB 9/16" - 18 ORB	***PD1M1*** ***PD1M2*** ***PD1OM2*** ***PD1OM3***

Dust Caps

Body Size	*Nitrile* Part #
⅛"	***H1DC***

Plug Profile

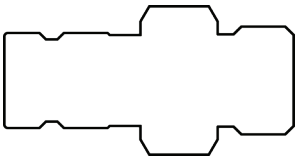

MURDOCK industrial | Sales@MurdockIndustrial.com www.HoseWarehouse.com | Phone: 330-535-7105 Fax: 330-535-1125 | Skype: MurdockIndustrial

VEP-Series Hydraulic Couplings

Features:

- no-spill, flush face valve minimizes air inclusion during connection and spillage during disconnection
- thread-to-connect design and dual valve system in the plug allow for connecting under pressure
- design eliminates premature wear or brinelling commonly found with locking ball designs when subjected to high impulse pressures
- Zinc nickel plating provides superior corrosion resistance
- interchangeable with Parker FET, Stucchi VEP, DNP PST 4/FSI, Holmbury HFT
- Contact Dixon® for pressure ratings and other technical information.

Female Threaded Couplers

Body Size	Threads	*Steel* Part #
¼"	¼" - 18 NPTF	***2VEPF2***
	¼"- 19 BSPP	***2VEPBF2***
	9/16" - 18 ORB	***2VEPOF3***
⅜"	⅜" - 18 NPTF	***3VEPF3***
	⅜" - 19 BSPP	***3VEPBF3***
	¾" - 16 ORB	***3VEPOF4***
	½" - 14 NPTF	***3VEPF4***
	½" - 14 BSPP	***3VEPBF4***
½"	½" - 14 NPTF	***4VEPF4***
	½" - 14 BSPP	***4VEPBF4***
	¾" - 16 ORB	***4VEPOF4***
	⅞" - 14 ORB	***4VEPOF5***
	¾" - 14 NPTF	***4VEPF6***
	¾" - 14 BSPP	***4VEPBF6***
	1-1/16" - 12 ORB	***4VEPOF6***
¾"	¾" - 14 NPTF	***6VEPF6***
	¾" - 14 BSPP	***6VEPBF6***
	1-1/16" - 12 ORB	***6VEPOF6***
1"	1" - 11½ NPTF	***8VEPF8***
	1" - 11 BSPP	***8VEPBF8***
	1-5/16" - 12 ORB	***8VEPOF8***
1¼"	1¼" - 11½ NPTF	***10VEPF10***
	1¼" - 11 BSPP	***10VEPBF10***
	1-⅝" - 12 ORB	***10VEPOF10***
1½"	1½" - 11½ NPTF	***12VEPF12***
	1½" - 11 BSPP	***12VEPBF12***
	1-⅞" - 12 ORB	***12VEPOF12***
2"	2" - 11½ NPTF	***16VEPF16***
	2" - 11 BSPP	***16VEPBF16***
	2½" - 12 ORB	***16VEPOF16***

MURDOCK industrial | Sales@MurdockIndustrial.com www.HoseWarehouse.com | Phone: 330-535-7105 Fax: 330-535-1125 | Skype: MurdockIndustrial

VEP-Series Hydraulic Couplings

Female Threaded Plugs

Body Size	Threads	*Steel* Part #
¼"	¼" - 18 NPTF	***VEP2F2***
	¼"- 19 BSPP	***VEP2BF2***
	9/16" - 18 ORB	***VEP2OF3***
⅜"	⅜" - 18 NPTF	***VEP3F3***
	⅜" - 19 BSPP	***VEP3BF3***
	¾" - 16 ORB	***VEP3OF4***
	½" - 14 NPTF	***VEP3F4***
	½" - 14 BSPP	***VEP3BF4***
½"	½" - 14 NPTF	***VEP4F4***
	½" - 14 BSPP	***VEP4BF4***
	¾" - 16 ORB	***VEP4OF4***
	⅞" - 14 ORB	***VEP4OF5***
	¾" - 14 NPTF	***VEP4F6***
	¾" - 14 BSPP	***VEP4BF6***
	1-1/16" - 12 ORB	***VEP4OF6***
¾"	¾" - 14 NPTF	***VEP6F6***
	¾" - 14 BSPP	***VEP6BF6***
	1-1/16" - 12 ORB	***VEP6OF6***
1"	1" - 11½ NPTF	***VEP8F8***
	1" - 11 BSPP	***VEP8BF8***
	1-5/16" - 12 ORB	***VEP8OF8***
1¼"	1¼" - 11½ NPTF	***VEP10F10***
	1¼" - 11 BSPP	***VEP10BF10***
	1-⅝" - 12 ORB	***VEP10OF10***
1½"	1½" - 11½ NPTF	***VEP12F12***
	1½" - 11 BSPP	***VEP12BF12***
	1-⅞" - 12 ORB	***VEP12OF12***
2"	2" - 11½ NPTF	***VEP16F16***
	2" - 11 BSPP	***VEP16BF16***
	2½" - 12 ORB	***VEP16OF16***

H

Dust Plugs

Body Size	*Aluminum body with steel cable* Part #
¼"	***2VEPDP-A***
⅜"	***3VEPDP-A***
½"	***4VEPDP-A***
¾"	***6VEPDP-A***
1"	***8VEPDP-A***
1¼"	***10VEPDP-A***
1½"	***12VEPDP-A***
2"	***16VEPDP-A***

Dust Caps

Body Size	*Aluminum body with steel cable* Part #
¼"	***VEP2DC-A***
⅜"	***VEP3DC-A***
½"	***VEP4DC-A***
¾"	***VEP6DC-A***
1"	***VEP8DC-A***
1¼"	***VEP10DC-A***
1½"	***VEP12DC-A***
2"	***VEP16DC-A***

MURDOCK industrial | Sales@MurdockIndustrial.com www.HoseWarehouse.com | Phone: 330-535-7105 Fax: 330-535-1125 | Skype: MurdockIndustrial

VEP-Series Hydraulic Couplings

Code 62 Flange Head Coupler

Body Size	Port Size	*Steel* Part #
¾"	¾"	***6VEPFH6***
1"	1"	***8VEPFH8***
1¼"	1¼"	***10VEPFH10***
1½"	1½"	***12VEPFH12***
2"	2"	***16VEPFH16***

flange head coupler

Code 62 Flange Head Plug

Body Size	Port Size	*Steel* Part #
¾"	¾"	***VEP6FH6***
1"	1"	***VEP8FH8***
1¼"	1¼"	***VEP10FH10***
1½"	1½"	***VEP12FH12***
2"	2"	***VEP16FH16***

flange head plug

Code 62 Flange Pad Coupler

Body Size	Port Size	*Steel* Part #
¾"	¾"	***6VEPFP6***
1"	1"	***8VEPFP8***
1¼"	1¼"	***10VEPFP10***
1½"	1½"	***12VEPFP12***
2"	2"	***16VEPFP16***

flange pad coupler

Code 62 Flange Pad Plug

Body Size	Port Size	*Steel* Part #
¾"	¾"	***VEP6FP6***
1"	1"	***VEP8FP8***
1¼"	1¼"	***VEP10FP10***
1½"	1½"	***VEP12FP12***
2"	2"	***VEP16FP16***

flange pad plug

MURDOCK industrial | Sales@MurdockIndustrial.com www.HoseWarehouse.com | Phone: 330-535-7105 Fax: 330-535-1125 | Skype: MurdockIndustrial

VEP-BOP Series Hydraulic Couplings

Features:

- red powder coated components and external O-rings for easy BOP service identification
- steel components are plated using ROHS compliant zinc nickel
- blow-out preventer (BOP) coupling critical seals are severe service FKM
- interchangeable with VEP/VEP-HD Series, DNP FSI-BOP Series
- pressure rating **5000 PSI** at **70°F (21°C)**
- BOP couplings have been fire tested and Lloyd's certified to **1300°F (700°C)** in accordance with API 16D. Certificate available upon request.

Female Threaded Couplers

Body Size	Threads	*Steel* Part #
⅜"	⅜" - 18 NPTF	***3VEPF3-BOP***
½"	½" - 14 NPTF	***4VEPF4-BOP***
¾"	¾" - 14 NPTF	***6VEPF6-BOP***
1"	1" - 11½ NPTF	***8VEPF8-BOP***
1¼"	1¼" - 11½ NPTF	***10VEPF10-BOP***
1½"	1½" - 11½ NPTF	***12VEPF12-BOP***

Female Threaded Plugs

Body Size	Threads	*Steel* Part #
⅜"	⅜" - 18 NPTF	***VEP3F3-BOP***
½"	½" - 14 NPTF	***VEP4F4-BOP***
¾"	¾" - 14 NPTF	***VEP6F6-BOP***
1"	1" - 11½ NPTF	***VEP8F8-BOP***
1¼"	1¼" - 11½ NPTF	***VEP10F10-BOP***
1½"	1½" - 11½ NPTF	***VEP12F12-BOP***

MURDOCK industrial | Sales@MurdockIndustrial.com www.HoseWarehouse.com | Phone: 330-535-7105 Fax: 330-535-1125 | Skype: MurdockIndustrial

W-Series Hydraulic Couplings

Applications:

- Designed for applications requiring a coupling that can be connected under residual pressure with minimum spillage and air inclusion. Widely used on dump trailer wet-line hydraulic systems and oil field equipment. Not recommended for continuous hydraulic impulse applications.

Features:

- interchangeable with Aeroquip 5100 series, Parker 6100 series and Snap-Tite 78 series
- nitrile (Buna-N) seals are standard, providing a temperature range of **-40°F** to **250°F** (**-40°C** to **121°C**)
- Contact Dixon® for pressure ratings and other technical information.

Female Threaded Couplers

Body Size	Threads	Previous Part #	*Brass* Part #	*Steel* Part #
¼"	⅛" - 27 NPTF	---	***2WF1-B***	---
⅜"	¼" - 18 NPTF	---	***3WF2-B***	---
	⅜" - 18 NPTF	---	***3WF3-B***	---
¾"	½" - 14 NPTF	---	***6WF4-B***	---
	½" - 14 BSPP	---	***6WBF4-B***	---
	¾" - 14 NPTF	78-600	***6WF6-B***	---
	¾" - 14 BSPP	---	***6WBF6-B***	---
1"	1" - 11½ NPTF	78-800	***8WF8-B***	***8WF8***
	1" - 11 BSPP	---	***8WBF8-B***	---
1¼"	1¼" - 11½ NPTF	78-1000	***10WF10-B***	---
	1¼" - 11 BSPP	---	***10WBF10-B***	---
1½"	1½" - 11½ NPTF	78-1200	***12WF12-B***	---
	1½" - 11 BSPP	---	***12WBF12-B***	---

brass

steel

Hex-Nut Female Threaded Couplers

Body Size	Threads	*Brass* Part #	*Steel* Part #
¼"	⅛" - 27 NPTF	***2WF1-B-HN***	---
⅜"	¼" - 18 NPTF	***3WF2-B-HN***	---
	⅜" - 18 NPTF	***3WF3-B-HN***	---
¾"	½" - 14 NPTF	***6WF4-B-HN***	---
	½" - 14 BSPP	***6WBF4-B-HN***	---
	¾" - 14 NPTF	***6WF6-B-HN***	---
	¾" - 14 BSPP	***6WBF6-B-HN***	---
1"	1" - 11½ NPTF	***8WF8-B-HN***	***8WF8-HN***
	1" - 11 BSPP	***8WBF8-B-HN***	---
1¼"	1¼" - 11½ NPTF	***10WF10-B-HN***	---
	1¼" - 11 BSPP	***10WBF10-B-HN***	---
1½"	1½" - 11½ NPTF	***12WF12-B-HN***	---
	1½" - 11 BSPP	***12WBF12-B-HN***	---



brass



steel

MURDOCK industrial | Sales@MurdockIndustrial.com www.HoseWarehouse.com | Phone: 330-535-7105 Fax: 330-535-1125 | Skype: MurdockIndustrial

W-Series Hydraulic Couplings

Female Threaded Plugs

brass


steel

Body Size	Threads	Previous Part #	*Brass* Part #	*Steel* Part #
¼"	⅛" - 27 NPTF	---	***W2F1-B***	---
⅜"	¼" - 18 NPTF	---	***W3F2-B***	---
	⅜" - 18 NPTF	---	***W3F3-B***	---
¾"	½" - 14 NPTF	---	***W6F4-B***	---
	½" - 14 BSPP	---	***W6BF4-B***	---
	¾" - 14 NPTF	79-600	***W6F6-B***	---
	¾" - 14 BSPP	---	***W6BF6-B***	---
1"	1" - 11½ NPTF	79-800	***W8F8-B***	***W8F8***
	1" - 11 BSPP	---	***W8BF8-B***	---
1¼"	1¼" - 11½ NPTF	79-1000	***W10F10-B***	---
	1¼" - 11 BSPP	---	***W10BF10-B***	---
1½"	1½" - 11½ NPTF	79-1200	***W12F12-B***	---
	1½" - 11 BSPP	---	***W12BF12-B***	---

Flanges

Body Size	Bolt Hole Size	Previous Part #	*Steel* Part #
¾"	0.201"	77-600	***W6-BMF***
1"	0.201"	77-800	***W8-BMF***
1¼"	0.201"	77-1000	***W10-BMF***
1½"	0.201"	77-1200	***W12-BMF***

Dust Plugs

Body Size	Previous Part #	*Steel body with steel cable* Part #
¼"	---	***2WDP***
⅜"	---	***3WDP***
¾"	78-006	***6WDP***
1"	78-008	***8WDP***
1¼"	78-010	***10WDP***
1½"	78-012	***12WDP***

Dust Caps

Body Size	Previous Part #	*Steel body with steel cable* Part #
¼"	---	***W2DC***
⅜"	---	***W3DC***
¾"	79-006	***W6DC***
1"	79-008	***W8DC***
1¼"	79-010	***W10DC***
1½"	79-012	***W12DC***

MURDOCK industrial | Sales@MurdockIndustrial.com www.HoseWarehouse.com | Phone: 330-535-7105 Fax: 330-535-1125 | Skype: MurdockIndustrial

W-Series Hydraulic Couplings

Coupler Repair Kits

Body Size	Coupler Style	Seal Kit Contents	*Nitrile* Part #
¾"	all	bonded valve, O-rings, and PTFE backup	***6W-RKIT-V2***
1"	all	bonded valve, O-rings, and PTFE backup	***8W-RKIT-V2***
1¼"	all	bonded valve, O-rings, and PTFE backup	***10W-RKIT-V2***
1½"	all	bonded valve, O-rings, and PTFE backup	***12W-RKIT-V2***

Plug Repair Kits

Body Size	Coupler Style	Seal Kit Contents	*Nitrile* Part #
¾"	all	valve assembly and O-ring	***W6-RKIT-V2***
1"	all	valve assembly and O-ring	***W8-RKIT-V2***
1¼"	all	valve assembly and O-ring	***W10-RKIT-V2***
1½"	all	valve assembly and O-ring	***W12-RKIT-V2***

Profiles

Industry/Competitor Interchange

Aeroquip 5100
Parker 6100

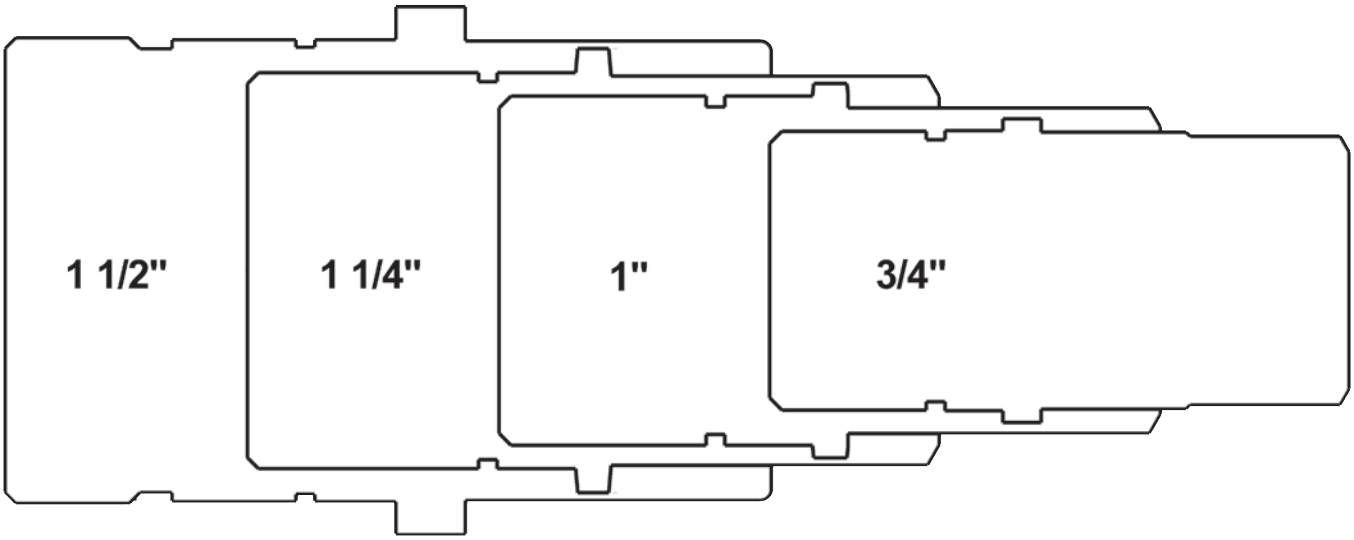

MURDOCK industrial | Sales@MurdockIndustrial.com www.HoseWarehouse.com | Phone: 330-535-7105 Fax: 330-535-1125 | Skype: MurdockIndustrial

WS-Series Hydraulic Couplings

Application:
- used extensively in oil field and off shore oil rig applications

Features:
- interchanges with Snap-Tite 75 series
- Nitrile (Buna-N) seals standard, providing a temperature range of **-40°F** to **250°F** (**-40°C** to **121°C**)
- Contact Dixon® for pressure ratings and other technical information.

High Pressure Wingstyle Female Threaded Couplers

steel

316 stainless

Body Size	Threads	*Steel* Part #	*316 Stainless Steel* Part #
¾"	½" - 14 NPTF	***6WSF4***	---
	¾" - 14 NPTF	***6WSF6***	***6WSF6-SS***
	¾" - 14 BSPP	***6WSBF6***	***6WSBF6-SS***
	1-1/16" - 12 ORB	***6WSOF6***	---
1"	1" - 11½ NPTF	***8WSF8***	***8WSF8-SS***
	1" - 11 BSPP	***8WSBF8***	***8WSBF8-SS***
	1-5/16" - 12 ORB	***8WSOF8***	---
1¼"	1¼" - 11½ NPTF	***10WSF10***	***10WSF10-SS***
	1¼" - 11 BSPP	***10WSBF10***	***10WSBF10-SS***
	1⅝" - 12 ORB	***10WSOF10***	---
1½"	1½" - 11½ NPTF	***12WSF12***	***12WSF12-SS***
	1½" - 11 BSPP	***12WSBF12***	***12WSBF12-SS***
	1⅞" - 12 ORB	***12WSOF12***	---
2"	2" - 11½ NPTF	***16WSF16***	***16WSF16-SS***
	2" - 11 BSPP	***16WSBF16***	***16WSBF16-SS***
	2½" - 12 ORB	***16WSOF16***	---

H

High Pressure Wingstyle Female Threaded Plugs

steel

316 stainless

Body Size	Threads	*Steel* Part #	*316 Stainless Steel* Part #
¾"	½" - 14 NPTF	***WS6F4***	---
	¾" - 14 NPTF	***WS6F6***	***WS6F6-SS***
	¾" - 14 BSPP	***WS6BF6***	***WS6BF6-SS***
	1-1/16" - 12 ORB	***WS6OF6***	---
1"	1" - 11½ NPTF	***WS8F8***	***WS8F8-SS***
	1" - 11 BSPP	***WS8BF8***	***WS8BF8-SS***
	1-5/16" - 12 ORB	***WS8OF8***	---
1¼"	1¼" - 11½ NPTF	***WS10F10***	***WS10F10-SS***
	1¼" - 11 BSPP	***WS10BF10***	***WS10BF10-SS***
	1⅝" - 12 ORB	***WS10OF10***	---
1½"	1½" - 11½ NPTF	***WS12F12***	***WS12F12-SS***
	1½" - 11 BSPP	***WS12BF12***	***WS12BF12-SS***
	1⅞" - 12 ORB	***WS12OF12***	---
2"	2" - 11½ NPTF	***WS16F16***	***WS16F16-SS***
	2" - 11 BSPP	***WS16BF16***	***WS16BF16-SS***
	2½" - 12 ORB	***WS16OF16***	---

MURDOCK industrial | Sales@MurdockIndustrial.com www.HoseWarehouse.com | Phone: 330-535-7105 Fax: 330-535-1125 | Skype: MurdockIndustrial

WS-Series Hydraulic Couplings

High Pressure Wingstyle Code 62 Flange Head Coupler

Body Size	Port Size	*Steel* Part #
¾"	¾"	***6WSFH6***
1"	1"	***8WSFH8***
1¼"	1¼"	***10WSFH10***
1½"	1½"	***12WSFH12***
2"	2"	***16WSFH16***



High Pressure Wingstyle Code 62 Flange Head Plug

Body Size	Port Size	*Steel* Part #
¾"	¾"	***WS6FH6***
1"	1"	***WS8FH8***
1¼"	1¼"	***WS10FH10***
1½"	1½"	***WS12FH12***
2"	2"	***WS16FH16***

High Pressure Wingstyle Code 62 Flange Pad Coupler

Body Size	Port Size	*Steel* Part #
¾"	¾"	***6WSFP6***
1"	1"	***8WSFP8***
1¼"	1¼"	***10WSFP10***
1½"	1½"	***12WSFP12***
2"	2"	***16WSFP16***



High Pressure Wingstyle Code 62 Flange Pad Plug

Body Size	Port Size	*Steel* Part #
¾"	¾"	***WS6FP6***
1"	1"	***WS8FP8***
1¼"	1¼"	***WS10FP10***
1½"	1½"	***WS12FP12***
2"	2"	***WS16FP16***



MURDOCK industrial | Sales@MurdockIndustrial.com www.HoseWarehouse.com | Phone: 330-535-7105 Fax: 330-535-1125 | Skype: MurdockIndustrial

WS-Series Hydraulic Couplings

High Pressure Wingstyle Rigid Dust Plugs

Body Size	*Aluminum body with steel cable* Part #
¾"	***6WSDP-A***
1"	***8WSDP-A***
1¼"	***10WSDP-A***
1½"	***12WSDP-A***
2"	***16WSDP-A***

High Pressure Wingstyle Rigid Dust Caps

Body Size	*Aluminum body with steel cable* Part #
¾"	***WS6DC-A***
1"	***WS8DC-A***
1¼"	***WS10DC-A***
1½"	***WS12DC-A***
2"	***WS16DC-A***

High Pressure Wingstyle Coupler Seal Kits

Body Size	Coupler Style	Seal Kit Contents	*Nitrile* Part #
¾"	all	body / valve seals and retaining rings	***6WS-SKIT***
1"	all	body / valve seals and retaining rings	***8WS-SKIT***
1¼"	all	body / valve seals and retaining rings	***10WS-SKIT***
1½"	all	body / valve seals and retaining rings	***12WS-SKIT***
2"	all	body / valve seals and retaining rings	***16WS-SKIT***

High Pressure Wingstyle Coupler Repair Kits

Body Size	Coupler Style	Repair Kit Contents	*Nitrile* Part #
¾"	all	valve assembly, O-ring, and PTFE B.U.	***6WS-RKIT***
1"	all	valve assembly, O-ring, and PTFE B.U.	***8WS-RKIT***
1¼"	all	valve assembly, O-ring, and PTFE B.U.	***10WS-RKIT***
1½"	all	valve assembly, O-ring, and PTFE B.U.	***12WS-RKIT***
2"	all	valve assembly, O-ring, and PTFE B.U.	***16WS-RKIT***

MURDOCK industrial | Sales@MurdockIndustrial.com www.HoseWarehouse.com | Phone: 330-535-7105 Fax: 330-535-1125 | Skype: MurdockIndustrial

WS-BOP Series Hydraulic Couplings

Applications:

- designed for use in oil rig BOP systems where couplings are required to operate under fire conditions in an emergency

Features:

- fire tested and Lloyd's certified to **1300°F** (**700°C**) in accordance with API 16D (Certificate #NAO 0601041/1)
- Contact Dixon® for pressure ratings and other technical information.
- Sleeve is cast using a process that provides better surface finishes, tighter tolerance control, and excellent repeatibility.
- Blowout Preventer Couplings are individually marked with the BOP series designation.

High Pressure Wingstyle Female Threaded Couplers

Body Size	Threads	*Steel* Part #	*316 Stainless Steel* Part #
¾"	½" - 14 NPTF	***6WSF4-BOP***	---
	¾" - 14 NPTF	***6WSF6-BOP***	***6WSF6-SS-BOP***
1"	1" - 11½ NPTF	***8WSF8-BOP***	***8WSF8-SS-BOP***
1¼"	1¼" - 11½ NPTF	***10WSF10-BOP***	***10WSF10-SS-BOP***
1½"	1½" - 11½ NPTF	***12WSF12-BOP***	***12WSF12-SS-BOP***
2"	2" - 11½ NPTF	***16WSF16-BOP***	***16WSF16-SS-BOP***

High Pressure Wingstyle Female Threaded Plugs

Body Size	Threads	*Steel* Part #	*316 Stainless Steel* Part #
¾"	½" - 14 NPTF	***WS6F4-BOP***	---
	¾" - 14 NPTF	***WS6F6-BOP***	***WS6F6-SS-BOP***
1"	1" - 11½ NPTF	***WS8F8-BOP***	***WS8F8-SS-BOP***
1¼"	1¼" - 11½ NPTF	***WS10F10-BOP***	***WS10F10-SS-BOP***
1½"	1½" - 11½ NPTF	***WS12F12-BOP***	***WS12F12-SS-BOP***
2"	2" - 11½ NPTF	***WS16F16-BOP***	***WS16F16-SS-BOP***



High Pressure Wingstyle Seal Kits

Body Size	Coupler Style	Repair Kit Contents	*FR FKM* Part #
¾"	all	body / valve seals and retaining rings	***6BOP-SKIT***
1"	all	body / valve seals and retaining rings	***8BOP-SKIT***
1¼"	all	body / valve seals and retaining rings	***10BOP-SKIT***
1½"	all	body / valve seals and retaining rings	***12BOP-SKIT***
2"	all	body / valve seals and retaining rings	***16BOP-SKIT***

MURDOCK industrial | Sales@MurdockIndustrial.com www.HoseWarehouse.com | Phone: 330-535-7105 Fax: 330-535-1125 | Skype: MurdockIndustrial

T-Series Hydraulic Couplings

Applications:
- Designed for high pressure applications including hydraulic rams and pumps where low flow and pressures up to 10,000 PSI are encountered.

Features:
- interchangeable with Parker 3000 and Enerpac C 604
- nitrile O-ring with TPC-ET back up ring standard providing a temperature range of **-40°F** to **250°F** (**-40°C** to **121°C**)
- both poppet valve and ball valve styles available

Female NPTF Ball Coupler

Body Size	Threads	*Steel* Previous Part #	*Steel* Part #
⅜"	⅜" - 18 NPTF	30-300F	***3TF3***

Male NPTF Ball Couplers

Body Size	Threads	Previous Part #	*Steel* Part #	Threads	*316 Stainless Steel* Part #
¼"	¼" - 18 NPTF	30-200	***2TM2***	---	***---***
⅜"	⅜" - 18 NPTF	30-300	***3TM3***	⅜" - 18 NPT	***3TM3-SS***

Male NPTF Poppet Couplers

Body Size	Threads	*Steel* Part #	*316 Stainless Steel* Part #
⅜"	⅜" - 18 NPT	***3TM3-PV***	***3TM3-SS-PV***

Female NPTF Ball Plugs

Body Size	Threads	Previous Part #	*Steel* Part #	Threads	*316 Stainless Steel* Part #
¼"	¼" - 18 NPTF	31-200	***T2F2***	---	***---***
⅜"	⅜" - 18 NPTF	31-300	***T3F3***	⅜" - 18 NPT	***T3F3-SS***

Female NPTF Poppet Plugs



Body Size	Threads	*Steel* Part #	*316 Stainless Steel* Part #
⅜"	⅜" - 18 NPT	***T3F3-PV***	***T3F3-SS-PV***

MURDOCK industrial | Sales@MurdockIndustrial.com www.HoseWarehouse.com | Phone: 330-535-7105 Fax: 330-535-1125 | Skype: MurdockIndustrial

T-Series Hydraulic Couplings

Dust Plugs

Body Size	Previous Part #	*Steel body with rubber lanyard* Part #
¼"	30-200DP	***2TDP***
⅜"	30-300DP	***3TDP***

Dust Caps

Body Size	Previous Part #	*Steel body with steel cable* Part #
¼"	31-200DC	***T2DC***
⅜"	31-300DC	***T3DC***

Ball Coupler Seal Kits

Body Size	Coupler Style	Seal Kit Contents	*Urethane* Part #
¼"	ball valve	body seal	***2T-SKIT***
⅜"	ball valve	body seal	***3T-SKIT***

Plug Profiles

Industry/Competitor Interchange

Parker 3000
Enerpac C604

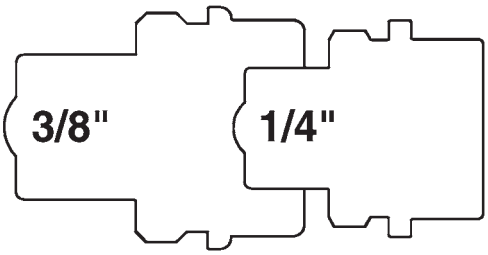

MURDOCK industrial | Sales@MurdockIndustrial.com www.HoseWarehouse.com | Phone: 330-535-7105 Fax: 330-535-1125 | Skype: MurdockIndustrial

CVV-Series Hydraulic Couplings

Features:

- nitrile (Buna-N) seal standard, providing a temperature range of **-40°F** to **250°F** (**-40°C** to **121°C**)
- Contact Dixon® for pressure ratings and other technical information.
- interchangeable with European Screw-Together, Inteva STG-Series, Faster CVV-Series, DNP PVV3, Voswinkel Type-HS

European Female Threaded Couplers

Body Size	Threads	*Steel* Part #
¼"	¼" - 18 NPTF ¼" - 19 BSPP M14X1.5	***2CVVF2*** ***2CVVBF2*** ***2CVVFM1415***
⅜"	⅜" - 18 NPTF ⅜" - 19 BSPP M16X1.5	***3CVVF3*** ***3CVVBF3*** ***3CVVFM1615***
½"	½" - 14 NPTF ¾" - 16 ORB ½" - 14 BSPP M18X1.5 ⅞" - 14 ORB M22X1.5	***4CVVF4*** ***4CVVOF4*** ***4CVVBF4*** ***4CVVFM1815*** ***4CVVOF5*** ***4CVVFM2215***
¾"	¾" - 14 NPTF ¾" - 14 BSPP M22X1.5	***6CVVF6*** ***6CVVBF6*** ***6CVVFM2215***
1"	1" - 11½ NPTF 1" - 11 BSPP	***8CVVF8*** ***8CVVBF8***
1¼"	1¼" - 11½ NPTF 1¼" - 11 BSPP	***10CVVF10*** ***10CVVBF10***

European Female Threaded Plugs

Body Size	Threads	*Steel* Part #
¼"	¼" - 18 NPTF ¼" - 19 BSPP M14X1.5	***CVV2F2*** ***CVV2BF2*** ***CVV2FM1415***
⅜"	⅜" - 18 NPTF ⅜" - 19 BSPP M16X1.5	***CVV3F3*** ***CVV3BF3*** ***CVV3FM1615***
½"	½" - 14 NPTF ¾" - 16 ORB ½" - 14 BSPP M18X1.5 ⅞" - 14 ORB M22X1.5	***CVV4F4*** ***CVV4OF4*** ***CVV4BF4*** ***CVV4FM1815*** ***CVV4OF5*** ***CVV4FM2215***
¾"	¾" - 14 NPTF ¾" - 14 BSPP M22X1.5	***CVV6F6*** ***CVV6BF6*** ***CVV6FM2215***
1"	1" - 11½ NPTF 1" - 11 BSPP	***CVV8F8*** ***CVV8BF8***
1¼"	1¼" - 11½ NPTF 1¼" - 11 BSPP	***CVV10F10*** ***CVV10BF10***

MURDOCK industrial | Sales@MurdockIndustrial.com www.HoseWarehouse.com | Phone: 330-535-7105 Fax: 330-535-1125 | Skype: MurdockIndustrial

CVV-Series Hydraulic Couplings

European Dust Plugs

Body Size	*Plastic* Part #
¼"	***2CVVDP***
⅜"	***3CVVDP***
½"	***4CVVDP***
¾"	***6CVVDP***
1"	***8CVVDP***
1¼"	***10CVVDP***

European Dust Caps

Body Size	*Plastic* Part #
¼"	***CVV2DC***
⅜"	***CVV3DC***
½"	***CVV4DC***
¾"	***CVV6DC***
1"	***CVV8DC***
1¼"	***CVV10DC***

MURDOCK industrial | Sales@MurdockIndustrial.com www.HoseWarehouse.com | Phone: 330-535-7105 Fax: 330-535-1125 | Skype: MurdockIndustrial

E-Series Hydraulic Couplings

Features:

- couplers have no internal valves which provide maximum flow with minimum pressure drop
- nitrile (Buna-N) seals are standard, providing a temperature range of **-40°F** to **250°F** (**-40°C** to **121°C**)
- Contact Dixon® for additional seal material options.
- Contact Dixon® for pressure ratings and other technical information.
- interchanges with Parker ST, Hannifin SST/BST, Foster FST, Hansen ST, and Tomco ST couplings
- *Do not disconnect with pressure in line.*

Straight Through Female Threaded Couplers

brass



303 stainless

Body Size	Threads	*Brass* Previous Part #	*Brass* Part #	*303 Stainless Steel* Previous Part #	*303 Stainless Steel* Part #
⅛"	⅛" - 27 NPTF	---	***1EF1-B***	---	***1EF1-S***
¼"	¼" - 18 NPTF	STFC2	***2EF2-B***	STFC2SS	***2EF2-S***
	¼" - 19 BSPP	---	***2EBF2-B***	---	***---***
⅜"	⅜" - 18 NPTF	STFC3	***3EF3-B***	STFC3SS	***3EF3-S***
	⅜" - 19 BSPP	---	***3EBF3-B***	---	***---***
½"	½" - 14 NPTF	STFC4	***4EF4-B***	STFC4SS	***4EF4-S***
	½" - 14 BSPP	---	***4EBF4-B***	---	***---***
¾"	¾" - 14 NPTF	STFC6	***6EF6-B***	STFC6SS	***6EF6-S***
	¾" - 14 BSPP	---	***6EBF6-B***	---	***---***
1"	1" - 11½ NPTF	STFC8	***8EF8-B***	STFC8SS	***8EF8-S***
	1" - 11 BSPP	---	***8EBF8-B***	---	***---***
1¼"	1¼" - 11½ NPTF	STFC10	***10EF10-B***	---	***10EF10-S***
1½"	1½" - 11½ NPTF	STFC12	***12EF12-B***	---	***12EF12-S***
2"	2" - 11½ NPTF	STFC16	***16EF16-B***	---	***16EF16-S***

Straight Through Male Threaded Couplers

brass



303 stainless

Body Size	Threads	*Brass* Previous Part #	*Brass* Part #	*303 Stainless Steel* Previous Part #	*303 Stainless Steel* Part #
⅛"	⅛" - 27 NPTF	---	***1EM1-B***	---	***1EM1-S***
¼"	¼" - 18 NPTF	STMC2	***2EM2-B***	STMC2SS	***2EM2-S***
⅜"	⅜" - 18 NPTF	STMC3	***3EM3-B***	STMC3SS	***3EM3-S***
½"	½" - 14 NPTF	STMC4	***4EM4-B***	STMC4SS	***4EM4-S***
¾"	¾" - 14 NPTF	STMC6	***6EM6-B***	STMC6SS	***6EM6-S***
1"	1" - 11½ NPTF	STMC8	***8EM8-B***	STMC8SS	***8EM8-S***
1¼"	1¼" - 11½ NPTF	STMC10	***10EM10-B***	---	***---***
1½"	1½" - 11½ NPTF	STMC12	***12EM12-B***	---	***---***
2"	2" - 11½ NPTF	STMC16	***16EM16-B***	---	***---***

Straight Through Hose Barb Couplers

Body Size	Hose ID	*Brass* Part #
¼"	¼"	***2ES2-B***
⅜"	⅜"	***3ES3-B***
½"	½"	***4ES4-B***
¾"	¾"	***6ES6-B***
1"	1"	***8ES8-B***

MURDOCK industrial | Sales@MurdockIndustrial.com www.HoseWarehouse.com | Phone: 330-535-7105 Fax: 330-535-1125 | Skype: MurdockIndustrial

E-Series Hydraulic Couplings

Straight Through Female Threaded Plugs

Body Size	Threads	Steel Previous Part #	Steel Part #	Brass Previous Part #	Brass Part #
⅛"	⅛" - 27 NPTF	---	***E1F1***	---	***E1F1-B***
¼"	¼" - 18 NPTF	STFP2	***E2F2***	STFP2B	***E2F2-B***
	¼" - 19 BSPP	---	***---***	---	***E2BF2-B***
⅜"	⅜" - 18 NPTF	STFP3	***E3F3***	STFP3B	***E3F3-B***
	⅜" - 19 BSPP	---	***---***	---	***E3BF3-B***
½"	½" - 14 NPTF	STFP4	***E4F4***	STFP4B	***E4F4-B***
	½" - 14 BSPP	---	***---***	---	***E4BF4-B***
¾"	¾" - 14 NPTF	---	***E6F6***	---	***E6F6-B***
	¾" - 14 BSPP	---	***---***	---	***E6BF6-B***
1"	1" - 11½ NPTF	STFP8	***E8F8***	STFP8B	***E8F8-B***
	1" - 11 BSPP	---	***---***	---	***E8BF8-B***
1¼"	1¼" - 11½ NPTF	STFP10	***E10F10***	---	***E10F10-B***
1½"	1½" - 11½ NPTF	STFP12	***E12F12***	---	***E12F12-B***
2"	2" - 11½ NPTF	STFP16	***E16F16***	---	***E16F16-B***



steel

brass

Body Size	Threads	303 Stainless Steel Previous Part #	303 Stainless Steel Part #
⅛"	⅛" - 27 NPTF	---	***E1F1-S***
¼"	¼" - 18 NPTF	STFP2SS	***E2F2-S***
⅜"	⅜" - 18 NPTF	STFP3SS	***E3F3-S***
½"	½" - 14 NPTF	STFP4SS	***E4F4-S***
¾"	¾" - 14 NPTF	---	***E6F6-S***
1"	1" - 11½ NPTF	STFP8SS	***E8F8-S***
1¼"	1¼" - 11½ NPTF	---	***E10F10-S***
1½"	1½" - 11½ NPTF	---	***E12F12-S***
2"	2" - 11½ NPTF	---	***E16F16-S***



Straight Through Male Threaded Plugs

Body Size	Threads	Steel Previous Part #	Steel Part #	Brass Previous Part #	Brass Part #
⅛"	⅛" - 27 NPTF	---	***E1M1***	---	***E1M1-B***
¼"	¼" - 18 NPTF	STMP2	***E2M2***	STMP2B	***E2M2-B***
⅜"	⅜" - 18 NPTF	STMP3	***E3M3***	STMP3B	***E3M3-B***
½"	½" - 14 NPTF	STMP4	***E4M4***	STMP4B	***E4M4-B***
¾"	¾" - 14 NPTF	STMP6	***E6M6***	STMP6B	***E6M6-B***
1"	1" - 11½ NPTF	STMP8	***E8M8***	STMP8B	***E8M8-B***
1¼"	1¼" - 11½ NPTF	STMP10	***E10M10***	---	***E10M10-B***
1½"	1½" - 11½ NPTF	STMP12	***E12M12***	---	***E12M12-B***
2"	2" - 11½ NPTF	STMP16	***E16M16***	---	***E16M16-B***

steel



brass

Body Size	Threads	303 Stainless Steel Previous Part #	303 Stainless Steel Part #
⅛"	⅛" - 27 NPTF	---	***E1M1-S***
¼"	¼" - 18 NPTF	STMP2SS	***E2M2-S***
⅜"	⅜" - 18 NPTF	STMP3SS	***E3M3-S***
½"	½" - 14 NPTF	STMP4SS	***E4M4-S***
¾"	¾" - 14 NPTF	STMP6SS	***E6M6-S***
1"	1" - 11½ NPTF	STMP8SS	***E8M8-S***

MURDOCK industrial | Sales@MurdockIndustrial.com www.HoseWarehouse.com | Phone: 330-535-7105 Fax: 330-535-1125 | Skype: MurdockIndustrial

E-Series Hydraulic Couplings

steel

brass

Straight Through Hose Barb Plugs

Body Size	Hose ID	*Steel* Part #	*Brass* Part #
¼"	¼"	***E2S2***	***E2S2-B***
⅜"	⅜"	***E3S3***	***E3S3-B***
½"	½"	***E4S4***	***E4S4-B***
¾"	¾"	***E6S6***	***E6S6-B***
1"	1"	***E8S8***	***E8S8-B***

Straight Through Coupler Seal Kits

Body Size	Coupler Style	Seal Kit Contents	*Nitrile* Part #	*FKM* Part #	*EPDM* Part #
¼"	all	body O-ring	***2E-SKIT***	***F-2E-SKIT***	***P-2E-SKIT***
⅜"	all	body O-ring	***3E-SKIT***	***F-3E-SKIT***	***P-3E-SKIT***
½"	all	body O-ring	***4E-SKIT***	***F-4E-SKIT***	***P-4E-SKIT***
¾"	all	body O-ring	***6E-SKIT***	***F-6E-SKIT***	***P-6E-SKIT***
1"	all	body O-ring	***8E-SKIT***	***F-8E-SKIT***	***P-8E-SKIT***
1¼"	all	body O-ring	***10E-SKIT***	***F-10E-SKIT***	***P-10E-SKIT***
1½"	all	body O-ring	***12E-SKIT***	***F-12E-SKIT***	***P-12E-SKIT***
2"	all	body O-ring	***16E-SKIT***	***F-16E-SKIT***	***P-16E-SKIT***

Plug Profiles

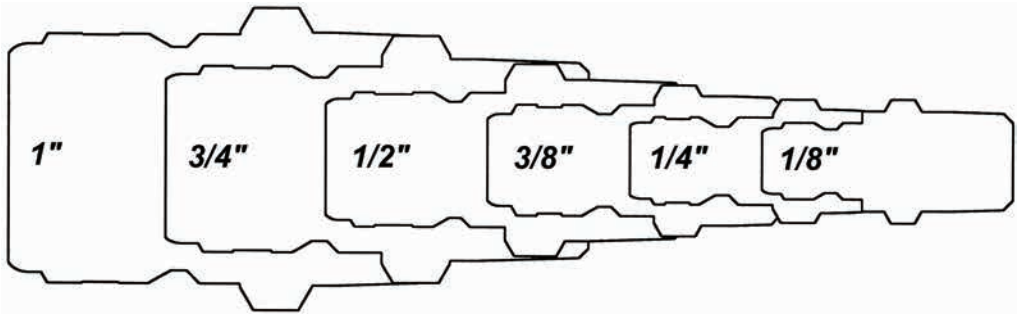

Industry/Competitor Interchange

Foster FST
Parker ST
Hansen ST

MURDOCK industrial | Sales@MurdockIndustrial.com www.HoseWarehouse.com | Phone: 330-535-7105 Fax: 330-535-1125 | Skype: MurdockIndustrial

EA-Series Hydraulic Couplings

Features:

- plug mounted sleeve guard protects against accidental disconnection
- smooth bore full-flow design ensures maximum flow with minimal pressure drop
- steel body components maximize service life by resisting the effects of brinneling and internal erosion
- heavy duty knurled sleeve with locking pin provides maximum protection against brinneling and accidental disconnection
- nitrile (Buna-N) seals are standard, providing a temperature range of **-40°F** to **250°F** (**-40°C** to **121°C**)
- interchangeable with Parker WB, Aeroquip FD69, and Snap Tite 56
- pressure rating **10000 PSI** at **70°F (21°C)**

Water-Blast Couplers

Body Size	Female Threads	*Steel* Part #
½"	⅜" - 18 NPTF	***4EAF3***
½"	½" - 14 NPTF	***4EAF4***

Water-Blast Plugs

Body Size	Female Threads	*Steel* Part #
½"	⅜" - 18 NPTF	***EA4F3***
½"	½" - 14 NPTF	***EA4F4***

Water-Blast Seal Kits

Body Size	Coupler Style	Seal Kit Contents	*Nitrile* Part #
½"	all	body O-ring and PTFE back-up	***4EA-SKIT***

Body Size	Coupler Style	Seal Kit Contents	*FKM* Part #
½"	all	body O-ring and PTFE back-up	***F-4EA-SKIT***

Body Size	Coupler Style	Seal Kit Contents	*EPDM* Part #
½"	all	body O-ring and PTFE back-up	***P-4EA-SKIT***

Plug Profile

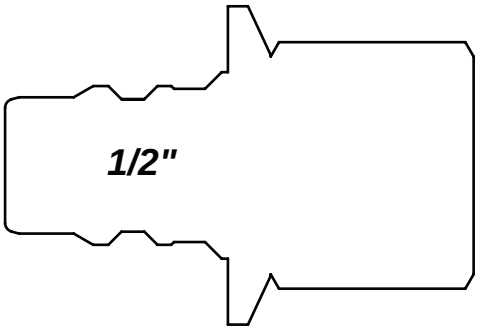

MURDOCK industrial | Sales@MurdockIndustrial.com www.HoseWarehouse.com | Phone: 330-535-7105 Fax: 330-535-1125 | Skype: MurdockIndustrial

CM-Series Hydraulic Couplings

Features:

- interchangeable with Foster Series- FJT, Hansen Flo-Temp, Tomco MC-Series, Parker Moldmate, DME Jiffy-Tite
- silicone gaskets and valve O-rings standard providing a temperature range **-90°F** to **400°F (-68°C** to **205°C)**
- Contact Dixon® for pressure ratings and other technical information.

Industrial Mold Plug Female NPTF



steel



brass

Body Size	Threads	*Steel* Part #	*Brass* Part #
¼"	⅛" - 27 NPTF	***CM2F1***	***CM2F1-B***
	¼" - 18 NPTF	***CM2F2***	***CM2F2-B***
	⅜" - 18 NPTF	***CM2F3***	***CM2F3-B***
⅜"	¼" - 18 NPTF	***CM3F2***	***CM3F2-B***
	⅜" - 18 NPTF	***CM3F3***	***CM3F3-B***
½"	½" - 14 NPTF	---	***CM4F4-B***
	¾" - 14 NPTF	---	***CM4F6-B***

Industrial Mold Plug Male NPTF



Body Size	Threads	*Brass* Part #
¼"	⅛" - 27 NPTF	***CM2M1-B***
	¼" - 18 NPTF	***CM2M2-B***
	⅜" - 18 NPTF	***CM2M3-B***
⅜"	¼" - 18 NPTF	***CM3M2-B***
	⅜" - 18 NPTF	***CM3M3-B***
	½" - 14 NPTF	***CM3M4-B***
½"	½" - 14 NPTF	***CM4M4-B***
	¾" - 14 NPTF	***CM4M6-B***

Industrial Mold Extension Plug Male NPTF

Body Size	Threads	*Brass* Part #
¼"	⅛" - 27 NPTF	***CM2M1-B-L2.5***
	⅛" - 27 NPTF	***CM2M1-B-L4***
	⅛" - 27 NPTF	***CM2M1-B-L5.5***
	¼" - 18 NPTF	***CM2M2-B-L2.5***
	¼" - 18 NPTF	***CM2M2-B-L4***
	¼" - 18 NPTF	***CM2M2-B-L5.5***
	¼" - 18 NPTF	***CM2M2-B-L7***
⅜"	⅛" - 27 NPTF	***CM3M1-B-L2.5***
	⅛" - 27 NPTF	***CM3M1-B-L4***
	⅛" - 27 NPTF	***CM3M1-B-L5.5***
	⅛" - 27 NPTF	***CM3M1-B-L7***
	¼" - 18 NPTF	***CM3M2-B-L2.5***
	¼" - 18 NPTF	***CM3M2-B-L4***
	¼" - 18 NPTF	***CM3M2-B-L5.5***
	¼" - 18 NPTF	***CM3M2-B-L7***
	¼" - 18 NPTF	***CM3M2-B-L8.5***
	¼" - 18 NPTF	***CM3M2-B-L11.5***

MURDOCK industrial | Sales@MurdockIndustrial.com www.HoseWarehouse.com | Phone: 330-535-7105 Fax: 330-535-1125 | Skype: MurdockIndustrial

CM-Series Hydraulic Couplings

Industrial Mold Unvalved Coupler Female NPTF

Body Size	Threads	*Brass* Part #
¼"	⅛" - 27 NPTF ¼" - 18 NPTF	***2CMF1-B-E*** ***2CMF2-B-E***
⅜"	¼" - 18 NPTF ⅜" - 18 NPTF	***3CMF2-B-E*** ***3CMF3-B-E***
½"	½" - 14 NPTF	***4CMF4-B-E***

Industrial Mold Valved Coupler Female NPTF

Body Size	Threads	*Brass* Part #
¼" ⅜"	⅛" - 27 NPTF ¼" - 18 NPTF	***2CMF1-B*** ***3CMF2-B***

Industrial Mold Unvalved Coupler Hose Barb

Body Size	Hose ID	*Brass* Part #
¼"	¼" 5/16" ⅜"	***2CMS2-B-E*** ***2CMS2.5-B-E*** ***2CMS3-B-E***
⅜"	⅜" ½"	***3CMS3-B-E*** ***3CMS4-B-E***
½"	½" ¾"	***4CMS4-B-E*** ***4CMS6-B-E***

Industrial Mold Valved Coupler Hose Barb

Body Size	Hose ID	*Brass* Part #
¼"	¼" 5/16" ⅜"	***2CMS2-B*** ***2CMS2.5-B*** ***2CMS3-B***
⅜"	⅜" ½"	***3CMS3-B*** ***3CMS4-B***

Industrial Mold Unvalved Coupler Push-Loc Barb

Body Size	Hose ID	*Brass* Part #
¼"	¼" ⅜"	***2CMB2-B-E*** ***2CMB3-B-E***
⅜"	⅜" ½"	***3CMB3-B-E*** ***3CMB4-B-E***
½"	½" ¾"	***4CMB4-B-E*** ***4CMB6-B-E***



Industrial Mold Valved Coupler Push-Loc Barb

Body Size	Hose ID	*Brass* Part #
¼"	¼" ⅜"	***2CMB2-B*** ***2CMB3-B***
⅜"	⅜" ½"	***3CMB3-B*** ***3CMB4-B***

MURDOCK industrial | Sales@MurdockIndustrial.com www.HoseWarehouse.com | Phone: 330-535-7105 Fax: 330-535-1125 | Skype: MurdockIndustrial

CM-Series Hydraulic Couplings

Industrial Mold Unvalved Coupler 45° Hose Barb



Body Size	Hose ID	*Brass* Part #
¼"	¼" 5/16" ⅜"	***2CM4S2-B-E*** ***2CM4S2.5-B-E*** ***2CM4S3-B-E***
⅜"	⅜" ½"	***3CM4S3-B-E*** ***3CM4S4-B-E***
½"	½" ¾"	***4CM4S4-B-E*** ***4CM4S6-B-E***

Industrial Mold Valved Coupler 45° Hose Barb



Body Size	Hose ID	*Brass* Part #
¼"	¼" ⅜"	***2CM4S2-B*** ***2CM4S3-B***
⅜"	⅜" ½"	***3CM4S3-B*** ***3CM4S4-B***

Industrial Mold Unvalved Coupler 45° Push-Loc Barb



Body Size	Hose ID	*Brass* Part #
¼"	¼" ⅜"	***2CM4B2-B-E*** ***2CM4B3-B-E***
⅜"	⅜" ½"	***3CM4B3-B-E*** ***3CM4B4-B-E***
½"	½" ¾"	***4CM4B4-B-E*** ***4CM4B6-B-E***

Industrial Mold Valved Coupler 45° Push-Loc Barb



Body Size	Hose ID	*Brass* Part #
¼"	¼" ⅜"	***2CM4B2-B*** ***2CM4B3-B***
⅜"	⅜" ½"	***3CM4B3-B*** ***3CM4B4-B***

Plug Profiles

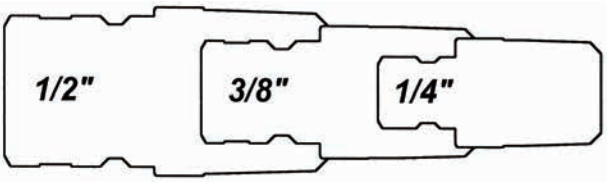

MURDOCK industrial | Sales@MurdockIndustrial.com www.HoseWarehouse.com | Phone: 330-535-7105 Fax: 330-535-1125 | Skype: MurdockIndustrial

CM-Series Hydraulic Couplings

Industrial Mold Unvalved Coupler 90° Hose Barb

Body Size	Hose ID	*Brass* Part #
¼"	¼" 5/16" ⅜"	***2CM9S2-B-E*** ***2CM9S2.5-B-E*** ***2CM9S3-B-E***
⅜"	⅜" ½"	***3CM9S3-B-E*** ***3CM9S4-B-E***
½"	½" ¾"	***4CM9S4-B-E*** ***4CM9S6-B-E***



Industrial Mold Valved Coupler 90° Hose Barb

Body Size	Hose ID	*Brass* Part #
¼"	¼" 5/16" ⅜"	***2CM9S2-B*** ***2CM9S2.5-B*** ***2CM9S3-B***
⅜"	⅜" ½"	***3CM9S3-B*** ***3CM9S4-B***



Industrial Mold Unvalved Coupler 90° Push-Loc Barb

Body Size	Hose ID	*Brass* Part #
¼"	¼" ⅜"	***2CM9B2-B-E*** ***2CM9B3-B-E***
⅜"	⅜" ½"	***3CM9B3-B-E*** ***3CM9B4-B-E***
½"	½" ¾"	***4CM9B4-B-E*** ***4CM9B6-B-E***



Industrial Mold Valved Coupler 90° Push-Loc Barb

Body Size	Hose ID	*Brass* Part #
¼"	¼" ⅜"	***2CM9B2-B*** ***2CM9B3-B***
⅜"	⅜" ½"	***3CM9B3-B*** ***3CM9B4-B***



Industrial Mold Interchange Dust Plugs

Body Size	Lanyard	*Brass* Part #
¼"	N/A	***2CMPC-B***
⅜"	N/A	***3CMPC-B***
½"	N/A	***4CMPC-B***



Industrial Mold Coupler Seal Kits

Body Size	Coupler Style	Seal Kit Contents	*Silicone* Part #
¼"	all	body seal	***2CM-SKIT***
⅜"	all	body seal	***3CM-SKIT***
½"	all	body seal	***4CM-SKIT***

MURDOCK industrial | Sales@MurdockIndustrial.com www.HoseWarehouse.com | Phone: 330-535-7105 Fax: 330-535-1125 | Skype: MurdockIndustrial

Flat Face

Male Unions

Features:
- reference SAE 520101
- pressure rating at **70°F (21°C)**

Male Flat Face	PSI	*Zinc Plated Steel* Part #
9/16"-18	**6000**	***FS2403-4***
11/16"-16	**6000**	***FS2403-6***
13/16"-16	**6000**	***FS2403-8***
1"-14	**6000**	***FS2403-10***
1-3/16"-12	**6000**	***FS2403-12***
1-7/16"-12	**6000**	***FS2403-16***

Male x Male SAE O-ring Boss Connectors

Features:
- reference SAE 520120
- pressure rating at **70°F (21°C)**

Male Flat Face	Male SAE O-ring Boss	PSI	*Zinc Plated Steel* Part #
9/16"-18	7/16"-20	**5000**	***FS6400-4-4***
11/16"-16	9/16"-18	**5000**	***FS6400-6-6***
13/16"-16	¾"-16	**4500**	***FS6400-8-8***
1"-14	⅞"-14	**3500**	***FS6400-10-10***
1-3/16"-12	1-1/16"-12	**3500**	***FS6400-12-12***
1-7/16"-12	1-5/16"-12	**3000**	***FS6400-16-16***

Male x Male NPTF Connectors

Features:
- reference SAE 520102
- pressure rating at **70°F (21°C)**

Male Flat Face	Male NPTF	PSI	*Zinc Plated Steel* Part #
9/16"-18	¼"-18	**5000**	***FS2404-4-4***
11/16"-16	⅜"-18	**4000**	***FS2404-6-6***
13/16"-16	½"-14	**3000**	***FS2404-8-8***
1-3/16"-12	¾"-14	**2500**	***FS2404-12-12***
1-7/16"-12	1"-11½	**2000**	***FS2404-16-16***

Male x Female Swivel Nut 90° Elbows

Features:
- reference SAE 520221
- pressure rating at **70°F (21°C)**

Male Flat Face	Female Flat Face	PSI	*Zinc Plated Steel* Part #
9/16"-18	9/16"-18	**6000**	***FS6500-4-4***
11/16"-16	11/16"-16	**6000**	***FS6500-6-6***
13/16"-16	13/16"-16	**6000**	***FS6500-8-8***
1"-14	1"-14	**6000**	***FS6500-10-10***
1-3/16"-12	1-3/16"-12	**6000**	***FS6500-12-12***
1-7/16"-12	1-7/16"-12	**6000**	***FS6500-16-16***

Male x Male SAE O-ring Boss 90° Elbows

Features:
- reference SAE 520220
- pressure rating at **70°F (21°C)**

Male Flat Face	Male SAE O-ring Boss	PSI	*Zinc Plated Steel* Part #
9/16"-18	7/16"-20	**5000**	***FS6801-4-4***
11/16"-16	9/16"-18	**5000**	***FS6801-6-6***
13/16"-16	¾"-16	**4500**	***FS6801-8-8***
1"-14	⅞"-14	**3500**	***FS6801-10-10***
1-3/16"-12	1-1/16"-12	**3500**	***FS6801-12-12***
1-7/16"-12	1-5/16"-12	**3000**	***FS6801-16-16***

MURDOCK industrial | Sales@MurdockIndustrial.com www.HoseWarehouse.com | Phone: 330-535-7105 Fax: 330-535-1125 | Skype: MurdockIndustrial

Flat Face

Male x Male NPTF 90° Elbows

Features:
- reference SAE 520202
- pressure rating at **70°F (21°C)**

Male Flat Face	Male NPTF	PSI	*Zinc Plated Steel* Part #
9/16"-18	¼"-18	**5000**	***FS2501-4-4***
11/16"-16	⅜"-18	**4000**	***FS2501-6-6***
13/16"-16	½"-14	**3000**	***FS2501-8-8***
1-3/16"-12	¾"-14	**2500**	***FS2501-12-12***
1-7/16"-12	1"-11½	**2000**	***FS2501-16-16***

Male Union Tees

Features:
- reference SAE 520401
- pressure rating at **70°F (21°C)**

Male Flat Face	Male Flat Face	Male Flat Face	PSI	*Zinc Plated Steel* Part #
9/16"-18	9/16"-18	9/16"-18	**6000**	***FS2603-4***
11/16"-16	11/16"-16	11/16"-16	**6000**	***FS2603-6***
13/16"-16	13/16"-16	13/16"-16	**6000**	***FS2603-8***
1"-14	1"-14	1"-14	**6000**	***FS2603-10***
1-3/6"-12	1-3/16"-12	1-3/16"-12	**6000**	***FS2603-12***
1-7/16"-12	1-7/16"-12	1-7/16"-12	**6000**	***FS2603-16***

Male x Female Swivel x Male Run Tees

Features:
- reference SAE 520432
- pressure rating at **70°F (21°C)**

Male Flat Face	Female Flat Face Swivel	Male Flat Face	PSI	*Zinc Plated Steel* Part #
9/16"-18	9/16"-18	9/16"-18	**4500**	***FS6602-4***
11/16"-16	11/16"-16	11/16"-16	**4000**	***FS6602-6***
13/16"-16	13/16"-16	13/16"-16	**4000**	***FS6602-8***
1"-14	1"-14	1"-14	**3000**	***FS6602-10***
1-3/16"-12	1-3/16"-12	1-3/16"-12	**3000**	***FS6602-12***
1-7/16"-12	1-7/16"-12	1-7/16"-12	**2500**	***FS6602-16***

Caps

Features:
- reference SAE 520112
- pressure rating at **70°F (21°C)**

Female Flat Face	PSI	*Zinc Plated Steel* Part #
9/16"-18	**6000**	***FS304C-4***
11/16"-16	**6000**	***FS304C-6***
13/16"-16	**6000**	***FS304C-8***
1"-14	**6000**	***FS304C-10***
1-3/16"-12	**6000**	***FS304C-12***
1-7/16"-12	**6000**	***FS304C-16***

Plugs

Features:
- reference SAE 520109
- pressure rating at **70°F (21°C)**

Male Flat Face	PSI	*Zinc Plated Steel* Part #
9/16"-18	**6000**	***FS2408-4***
11/16"-16	**6000**	***FS2408-6***
13/16"-16	**6000**	***FS2408-8***
1"-14	**6000**	***FS2408-10***
1-3/16"-12	**6000**	***FS2408-12***
1-7/16"-12	**6000**	***FS2408-16***

MURDOCK industrial | Sales@MurdockIndustrial.com www.HoseWarehouse.com | Phone: 330-535-7105 Fax: 330-535-1125 | Skype: MurdockIndustrial

O-ring Boss

Port Reducers

Feature:
- pressure rating at **70°F (21°C)**

Male SAE O-ring Boss	Female O-ring Port	PSI	*Zinc Plated Steel* Part #
9/16"-18	7/16"-20	**5000**	***6410-6-4***
9/16"-18	¾"-16	**4500**	***6410-6-8***
¾"-16	⅞"-14	**3500**	***6410-8-10***
¾"-16	9/16"-18	**4500**	***6410-8-6***
⅞"-14	1-1/16"-12	**3500**	***6410-10-12***
⅞"-14	¾"-16	**3500**	***6410-10-8***
1-1/16"-12	⅞"-14	**3000**	***6410-12-10***
1-1/16"-12	1-5/16"-12	**3000**	***6410-12-16***

Adjustable Unions



Feature:
- pressure rating at **70°F (21°C)**

Male O-ring Boss	Adjustable O-ring Boss	PSI	*Zinc Plated Steel* Part #
7/16"-20	7/16"-20	**4500**	***6403-4***
9/16"-18	9/16"-18	**4000**	***6403-6***
¾"-16	¾"-16	**4000**	***6403-8***
⅞"-14	⅞"-14	**3000**	***6403-10***
1-1/16"-12	1-1/16"-12	**3000**	***6403-12***
1-5/16"-12	1-5/16"-12	**2500**	***6403-16***

Male JIC x Male SAE



Features:
- reference SAE 070120
- pressure rating at **70°F (21°C)**

Male JIC	Male SAE O-ring Boss	PSI	*Zinc Plated Steel* Part #
7/16"-20	7/16"-20	**5000**	***1231-04-04***
7/16"-20	9/16"-18	**5000**	***1231-04-06***
7/16"-20	¾"-16	**4500**	***1231-04-08***
½"-20	½"-20	**5000**	***1231-05-05***
9/16"-18	7/16"-20	**5000**	***1231-06-04***
9/16"-18	9/16"-18	**5000**	***1231-06-06***
9/16"-18	¾"-16	**4500**	***1231-06-08***
9/16"-18	⅞"-14	**3500**	***1231-06-10***
¾"-16	9/16"-18	**4500**	***1231-08-06***
¾"-16	¾"-16	**4500**	***1231-08-08***
¾"-16	⅞"-14	**3500**	***1231-08-10***
¾"-16	1-1/16"-12	**3500**	***1231-08-12***
⅞"-14	¾"-16	**3500**	***1231-10-08***
⅞"-14	⅞"-14	**3500**	***1231-10-10***
⅞"-14	1-1/16"-12	**3500**	***1231-10-12***
1-1/16"-12	⅞"-14	**3500**	***1231-12-10***
1-1/16"-12	1-1/16"-12	**3500**	***1231-12-12***
1-1/16"-12	1-5/16"-12	**3000**	***1231-12-16***
1-5/16"-12	1-1/16"-12	**3000**	***1231-16-12***
1-5/16"-12	1-5/16"-12	**3000**	***1231-16-16***
1-5/16"-12	1⅝"-12	**2500**	***1231-16-20***
1⅝"-12	1-5/16"-12	**2500**	***1231-20-16***
1⅝"-12	1⅝"-12	**2500**	***1231-20-20***

Male x Male NPTF

Feature:
- pressure rating at **70°F (21°C)**

Male SAE O-ring Boss	Male NPTF Pipe Adapter	PSI	*Zinc Plated Steel* Part #
7/16"-20	¼"-18	**5000**	***6401-4-4***
9/16"-18	¼"-18	**4000**	***6401-6-4***
9/16"-18	⅜"-18	**4000**	***6401-6-6***
9/16"-18	½"-14	**3000**	***6401-6-8***
¾"-16	⅜"-18	**3000**	***6401-8-6***
¾"-16	½"-14	**3000**	***6401-8-8***
⅞"-14	½"-14	**3000**	***6401-10-8***
1-1/16"-12	¾"-14	**2500**	***6401-12-12***
1-5/16"-12	1"-11½	**2000**	***6401-16-16***

MURDOCK industrial | Sales@MurdockIndustrial.com www.HoseWarehouse.com | Phone: 330-535-7105 Fax: 330-535-1125 | Skype: MurdockIndustrial

O-ring Boss (ORB)

Male x Female NPTF

Feature:
- pressure rating at **70°F (21°C)**

Male SAE O-ring Boss	Female NPTF Pipe	PSI	*Zinc Plated Steel* Part #
7/16"-20	⅛"-27	**5000**	***6405-4-2***
7/16"-20	¼"-18	**5000**	***6405-4-4***
7/16"-20	⅜"-18	**4000**	***6405-4-6***
9/16"-18	¼"-18	**4000**	***6405-6-4***
9/16"-18	⅜"-18	**4000**	***6405-6-6***
9/16"-18	½"-14	**3000**	***6405-6-8***
¾"-16	⅜"-18	**4000**	***6405-8-6***
¾"-16	½"-14	**3000**	***6405-8-8***
⅞"-14	¼"-18	**3000**	***6405-10-4***
⅞"-14	½"-14	**3000**	***6405-10-8***
⅞"-14	¾"-14	**2500**	***6405-10-12***
1-1/16"-12	½"-14	**3000**	***6405-12-8***
1-1/16"-12	¾"-14	**2500**	***6405-12-12***
1-1/16"-12	1"-11½	**2000**	***6405-12-16***
1-5/16"-12	¾"-14	**2500**	***6405-16-12***
1-5/16"-12	1"-11½	**2000**	***6405-16-16***
1-5/16"-12	1¼"-11½	**1150**	***6405-16-20***
1⅝"-12	1"-11½	**2000**	***6405-20-16***
1⅝"-12	1¼"-11½	**1150**	***6405-20-20***



90° Male SAE x Male JIC Elbows

Features:
- reference SAE 070220
- pressure rating at **70°F (21°C)**

Male SAE O-ring Boss	Male JIC	PSI	*Zinc Plated Steel* Part #
7/16"-20	7/16"-20	**5000**	***1238-04-04***
7/16"-20	9/16"-18	**5000**	***1238-04-06***
9/16"-18	7/16"-20	**5000**	***1238-06-04***
9/16"-18	9/16"-18	**5000**	***1238-06-06***
¾"-16	9/16"-18	**4500**	***1238-08-06***
¾"-16	¾"-16	**4500**	***1238-08-08***
¾"-16	⅞"-14	**3500**	***1238-08-10***
⅞"-14	¾"-16	**3500**	***1238-10-08***
⅞"-14	⅞"-14	**3500**	***1238-10-10***
⅞"-14	1-1/16"-12	**3500**	***1238-10-12***
1-1/16"-12	⅞"-14	**3500**	***1238-12-10***
1-1/16"-12	1-1/16"-12	**3500**	***1238-12-12***
1-1/16"-12	1-5/16"-12	**3000**	***1238-12-16***
1-5/16"-16	1-1/16"-12	**3000**	***1238-16-12***
1-5/16"-12	1-5/16"-12	**3000**	***1238-16-16***
1⅝"-12	1-5/16"-12	**2500**	***1238-20-16***
1⅝"-12	1⅝"-12	**2500**	***1238-20-20***
1⅞"-12	1⅞"-12	**2000**	***1238-24-24***

90° SAE x Female NPSM Swivel Nut Elbows

Features:
- reference SAE 140257
- pressure rating at **70°F (21°C)**

Male SAE O-ring Boss	Female NPSM Swivel	PSI	*Zinc Plated Steel* Part #
7/16"-20	¼"-18	**4500**	***6901-4-4***
7/16"-20	⅜"-18	**4000**	***6901-4-6***
9/16"-18	¼"-18	**4000**	***6901-6-4***
9/16"-18	⅜"-18	**4000**	***6901-6-6***
9/16"-18	½"-14	**4000**	***6901-6-8***
¾"-16	⅜"-18	**3500**	***6901-8-6***
¾"-16	½"-14	**4000**	***6901-8-8***
¾"-16	¾"-14	**3000**	***6901-8-12***
⅞"-14	½"-14	**3500**	***6901-10-8***
⅞"-14	¾"-14	**3000**	***6901-10-12***
1-1/16"-12	½"-14	**3500**	***6901-12-8***
1-1/16"-12	¾"-14	**3000**	***6901-12-12***
1-1/16"-12	1"-11½	**2500**	***6901-12-16***
1-5/16"-12	¾"-14	**3000**	***6901-16-12***
1-5/16"-12	1"-11½	**2500**	***6901-16-16***
1-5/16"-12	1¼"-11½	**2000**	***6901-16-20***
1⅝"-12	1¼"-11½	**2000**	***6901-20-20***

MURDOCK industrial | Sales@MurdockIndustrial.com www.HoseWarehouse.com | Phone: 330-535-7105 Fax: 330-535-1125 | Skype: MurdockIndustrial

O-ring Boss (ORB)

45° Male SAE x Male JIC Elbows



Features:
- reference SAE 070320
- pressure rating at **70°F (21°C)**

Male SAE O-ring Boss	Male JIC	PSI	*Zinc Plated Steel* Part #
7/16"-20	7/16"-20	**5000**	***1240-04-04***
9/16"-18	9/16"-18	**5000**	***1240-06-06***
9/16"-18	¾"-16	**4500**	***1240-06-08***
¾"-16	9/16"-18	**4500**	***1240-08-06***
¾"-16	¾"-16	**4500**	***1240-08-08***
¾"-16	⅞"-14	**3500**	***1240-08-10***
⅞"-14	¾"-16	**3500**	***1240-10-08***
⅞"-14	⅞"-14	**3500**	***1240-10-10***
⅞"-14	1-1/16"-12	**3500**	***1240-10-12***
1-1/16"-12	⅞"-14	**3500**	***1240-12-10***
1-1/16"-12	1-1/16"-12	**3500**	***1240-12-12***
1-1/16"-12	1-5/16"-12	**3000**	***1240-12-16***
1-5/16"-12	1-5/16"-12	**3000**	***1240-16-16***
1⅝"-12	1-5/16"-12	**2500**	***1240-20-16***
1⅝"-12	1⅝"-12	**2500**	***1240-20-20***

Male 37° Flare x Male Branch Tees

Features:
- reference SAE 070429
- pressure rating at **70°F (21°C)**

(2) Male JIC 37°	Male SAE O-ring Boss	PSI	*Zinc Plated Steel* Part #
7/16"-20	7/16"-20	**5000**	***6803-4***
9/16"-18	9/16"-18	**5000**	***6803-6***
¾"-16	¾"-16	**4500**	***6803-8***
⅞"-14	⅞"-14	**3500**	***6803-10***
1-1/16"-12	1-1/16"-12	**3500**	***6803-12***
1-5/16"-12	1-5/16"-12	**3000**	***6803-16***

SAE Plugs

Features:
- reference SAE 090109A
- pressure rating at **70°F (21°C)**

Male SAE O-ring Boss	PSI	*Zinc Plated Steel* Part #
7/16"-20	**5000**	***1255-04H***
9/16"-18	**5000**	***1255-06H***
¾"-16	**4500**	***1255-08H***
⅞"-14	**3500**	***1255-10H***
1-1/16"-12	**3500**	***1255-12H***
1-5/16"-12	**3000**	***1255-16H***
1⅝"-12	**2500**	***1255-20H***
1⅞"-12	**2000**	***1255-24H***
2½"-12	**1500**	***1255-32H***

Hollow Hex Plugs



Features:
- reference SAE 090109B
- requires Allen wrench
- pressure rating at **70°F (21°C)**

Male SAE O-ring Boss	PSI	*Zinc Plated Steel* Part #
7/16"-20	**5000**	***6408HHP-4***
9/16"-18	**5000**	***6408HHP-6***
¾"-16	**4500**	***6408HHP-8***
⅞"-14	**3500**	***6408HHP-10***
1-1/16"-12	**3500**	***6408HHP-12***
1-5/16"-12	**3000**	***6408HHP-16***
1⅝"-12	**2500**	***6408HHP-20***
1⅞"-12	**1500**	***6408HHP-24***
2½"-12	**1500**	***6408HHP-32***

MURDOCK industrial | Sales@MurdockIndustrial.com www.HoseWarehouse.com | Phone: 330-535-7105 Fax: 330-535-1125 | Skype: MurdockIndustrial

37° JIC

Male x Male

Features:
- reference SAE 070101
- pressure rating at **70°F (21°C)**

Male JIC 37°	Male JIC 37°	PSI	*Zinc Plated Steel* Part #
7/16"-20	7/16"-20	**5000**	***1204-04-04***
9/16"-18	9/16"-18	**5000**	***1204-06-06***
¾"-16	7/16"-20	**4500**	***1204-08-04***
¾"-16	¾"-16	**4500**	***1204-08-08***
⅞"-14	¾"-16	**3500**	***1204-10-08***
⅞"-14	⅞"-14	**3500**	***1204-10-10***
1-1/16"-12	¾"-16	**3500**	***1204-12-08***
1-1/16"-12	⅞"-14	**3500**	***1204-12-10***
1-1/16"-12	1-1/16"-12	**3500**	***1204-12-12***
1-5/16"-12	1-1/16"-12	**3000**	***1204-16-12***
1-5/16"-12	1-5/16"-12	**3000**	***1204-16-16***
1⅝"-12	1⅝"-12	**2500**	***1204-20-20***
1⅞"-12	1⅞"-12	**2000**	***1204-24-24***

Male Flare x Male NPTF

Features:
- reference SAE 070102
- pressure rating at **70°F (21°C)**

Male JIC 37° Flare	Male NPTF	PSI	*Zinc Plated Steel* Part #	*316 Stainless Steel* Part #
7/16"-20	⅛"-27	**4500**	***2404-4-2***	---
7/16"-20	¼"-18	**4500**	***2404-4-4***	***SS2404-4-4***
7/16"-20	⅜"-18	**4000**	***2404-4-6***	---
7/16"-20	½"-18	**3000**	***2404-4-8***	---
½"-20	⅛"-27	**4000**	***2404-5-2***	---
9/16"-18	⅛"-27	**4000**	***2404-6-2***	---
9/16"-18	¼"-18	**4000**	***2404-6-4***	---
9/16"-18	⅜"-18	**4000**	***2404-6-6***	***SS2404-6-6***
9/16"-18	½"-14	**3000**	***2404-6-8***	---
¾"-16	¼"-18	**4000**	***2404-8-4***	---
¾"-16	⅜"-18	**4000**	***2404-8-6***	---
¾"-16	½"-14	**3000**	***2404-8-8***	***SS2404-8-8***
¾"-16	¾"-14	**2500**	***2404-8-12***	---
⅞"-14	½"-14	**3000**	***2404-10-8***	---
⅞"-14	¾"-14	**2500**	***2404-10-12***	---
1-1/16"-12	½"-14	**3000**	***2404-12-8***	---
1-1/16"-12	¾"-14	**2500**	***2404-12-12***	***SS2404-12-12***
1-1/16"-12	1"-11½	**2000**	***2404-12-16***	---
1-5/16"-12	¾"-14	**2500**	***2404-16-12***	---
1-5/16"-12	1"-11½	**2000**	***2404-16-16***	***SS2404-16-16***
1⅝"-12	1¼"-11½	**1150**	***2404-20-20***	---
1⅞"-12	1½"-11½	**1000**	***2404-24-24***	---
2½"-12	2"-11½	**1000**	***2404-32-32***	---



Male Flare x Female NPTF

Features:
- reference SAE 070103
- pressure rating at **70°F (21°C)**

Male JIC 37° Flare	Female NPTF	PSI	*Zinc Plated Steel* Part #	*316 Stainless Steel* Part #
7/16"-20	⅛"-27	**4500**	***2405-4-2***	---
7/16"-20	¼"-18	**4500**	***2405-4-4***	***SS2405-4-4***
9/16"-18	¼"-18	**4000**	***2405-6-4***	---
9/16"-18	⅜"-18	**4000**	***2405-6-6***	***SS2405-6-6***
9/16"-18	½"-14	**3000**	***2405-6-8***	---
¾"-16	⅜"-18	**4000**	***2405-8-6***	---
¾"-16	½"-14	**3000**	***2405-8-8***	***SS2405-8-8***
¾"-16	¾"-14	**2500**	***2405-8-12***	---
⅞"-14	½"-14	**3000**	***2405-10-8***	---
1-1/16"-12	¾"-14	**2500**	***2405-12-12***	***SS2405-12-12***
1-1/16"-12	1"-11½	**2000**	***2405-12-16***	---
1-5/16"-12	1"-11½	**2000**	***2405-16-16***	***SS2405-16-16***
1⅝"-12	1¼"-11½	**1150**	***2405-20-20***	---

MURDOCK industrial | Sales@MurdockIndustrial.com www.HoseWarehouse.com | Phone: 330-535-7105 Fax: 330-535-1125 | Skype: MurdockIndustrial

37° JIC

Female Swivel x Male NPTF

Feature:
- pressure rating at **70°F (21°C)**

Female JIC 37° Swivel	Male NPTF Pipe	PSI	*Zinc Plated Steel* Part #
7/16"-20	⅛"-27	**4500**	***6505-4-2***
7/16"-20	¼"-18	**4500**	***6505-4-4***
½"-20	¼"-18	**4000**	***6505-5-4***
9/16"-18	¼"-18	**4000**	***6505-6-4***
9/16"-18	⅜"-18	**4000**	***6505-6-6***
¾"-16	⅜"-18	**4000**	***6505-8-6*** NEW
¾"-16	½"-14	**3000**	**6505-8-8**
⅞"-14	½"-14	**3000**	***6505-10-8***
⅞"-14	¾"-14	**2500**	***6505-10-12***
1-1/16"-12	½"-14	**3000**	***6505-12-8***
1-1/16"-12	¾"-14	**2500**	***6505-12-12***
1-5/16"-12	¾"-14	**2500**	***6505-16-12***
1-5/16"-12	1"-½	**2000**	***6505-16-16***
1⅝"-12	1¼"-11½	**1150**	***6505-20-20***
1⅞"-12	1½"-11½	**1000**	***6505-24-24***
2½"-12	2"-11½	**1000**	***6505-32-32***

Female Swivel x Female NPTF

Feature:
- pressure rating at **70°F (21°C)**

Female JIC 37° Swivel	Female NPTF	PSI	*Zinc Plated Steel* Part #
7/16"-20	¼"-18	**4500**	***6506-4-4***
7/16"-20	⅜"-18	**4000**	***6506-4-6***
9/16"-18	¼"-18	**4000**	***6506-6-4***
9/16"-18	⅜"-18	**4000**	***6506-6-6***
¾"-16	½"-14	**3000**	***6506-8-8***
⅞"-14	½"-14	**3000**	***6506-10-8***
1-1/16"-12	¾"-14	**2500**	***6506-12-12***
1-5/16"-12	1" 11½	**2000**	***6506-16-16***

90° Male Flare Elbows

Features:
- reference SAE 070201
- pressure rating at **70°F (21°C)**

Male JIC 37° Flare	Male JIC 37° Flare	PSI	*Zinc Plated Steel* Part #
7/16"-20	7/16"-20	**5000**	***1234-04-04***
9/16"-18	9/16"-18	**5000**	***1234-06-06***
¾"-16	¾"-16	**4500**	***1234-08-08***
⅞"-14	⅞"-14	**3500**	***1234-10-10***
1-1/16"-12	1-1/16"-12	**3500**	***1234-12-12***
1-5/16"-12	1-5/16"-12	**3000**	***1234-16-16***
1⅝"-12	1⅝"-12	**2500**	***1234-20-20***

90° Male Flare x Female Flare Swivel Elbows

Features:
- reference SAE 070221
- pressure rating at **70°F (21°C)**

Male 37° JIC Flare	Female 37° JIC Swivel	PSI	*Zinc Plated Steel* Part #
7/16"-20	7/16"-20	**5000**	***6500-4***
9/16"-18	9/16"-18	**5000**	***6500-6***
9/16"-18	7/16"-20	**5000**	***6500-6-4***
9/16"-18	¾"-16	**4500**	***6500-6-8***
¾"-16	¾"-16	**4500**	***6500-8***
¾"-16	9/16"-18	**4500**	***6500-8-6***
¾"-16	⅞"-14	**3500**	***6500-8-10***
⅞"-14	⅞"-14	**3500**	***6500-10***
1-1/16"-12	1-1/16"-12	**3500**	***6500-12***
1-1/16"-12	⅞"-14	**3500**	***6500-12-10***
1-5/16"-12	1-5/16"-12	**3000**	***6500-16***
1⅝"-12	1⅝"-12	**2500**	***6500-20***

MURDOCK industrial | Sales@MurdockIndustrial.com www.HoseWarehouse.com | Phone: 330-535-7105 Fax: 330-535-1125 | Skype: MurdockIndustrial

37° JIC

90° Male Flare x Male NPTF Elbows

Features:
- reference SAE 070202
- pressure rating at **70°F (21°C)**

Male JIC 37° Flare	Male NPTF	PSI	*Zinc Plated Steel* Part #	*316 Stainless Steel* Part #
7/16"-20	⅛"-27	**4500**	***2501-4-2***	---
7/16"-20	¼"-18	**4500**	***2501-4-4***	***SS2501-4-4***
7/16"-20	⅜"-18	**4000**	***2501-4-6***	---
9/16"-18	⅛"-27	**4000**	***2501-6-2***	---
9/16"-18	¼"-18	**4000**	***2501-6-4***	---
9/16"-18	⅜"-18	**4000**	***2501-6-6***	***SS2501-6-6***
9/16"-18	½"-14	**3000**	***2501-6-8***	---
¾"-16	¼"-18	**4000**	***2501-8-4***	---
¾"-16	⅜"-18	**4000**	***2501-8-6***	---
¾"-16	½"-14	**3000**	***2501-8-8***	***SS2501-8-8***
¾"-16	¾"-14	**2500**	***2501-8-12***	---
⅞"-14	½"-14	**3000**	***2501-10-8***	---
⅞"-14	¾"-14	**2500**	***2501-10-12***	---
1-1/16"-12	½"-14	**3000**	***2501-12-8***	---
1-1/16"-12	¾"-14	**2500**	***2501-12-12***	***SS2501-12-12***
1-1/16"-12	1"-11½	**2000**	***2501-12-16***	---
1-5/16"-12	¾"-14	**2500**	***2501-16-12***	---
1-5/16"-12	1"-11½	**2000**	***2501-16-16***	***SS2501-16-16***
1⅝"-12	1"-11½	**2000**	***2501-20-16***	---
1⅝"-12	1¼"-11½	**1150**	***2501-20-20***	---
1⅞"-12	1½"-11½	**1000**	***2501-24-24***	---
2½"-12	2"-11½	**1000**	***2501-32-32***	---

90° Female Swivel x Male NPTF Elbows

Feature:
- pressure rating at **70°F (21°C)**

Female JIC 37° Swivel	Male NPTF	PSI	*Zinc Plated Steel* Part #
7/16"-20	⅛"-27	**4500**	***6501-4-2***
7/16"-20	¼"-18	**4500**	***6501-4-4***
½"-20	⅛"-27	**4000**	***6501-5-2***
9/16"-18	¼"-18	**4000**	***6501-6-4***
9/16"-18	⅜"-18	**4000**	***6501-6-6***
¾"-16	⅜"-18	**4000**	***6501-8-6***
¾"-16	½"-14	**3000**	***6501-8-8***
⅞"-14	½"-14	**3000**	***6501-10-8***
1-1/16"-12	¾"-14	**2500**	***6501-12-12***
1-3/16"-12	¾"-14	**2500**	***6501-14-12***
1-5/16"-12	1"-11½	**2000**	***6501-16-16***
1⅝"-12	1¼"-11½	**1150**	***6501-20-20***
1⅞"-12	1½"-11½	**1000**	***6501-24-24***
2½"-12	2"-11½	**1000**	***6501-32-32***

45° Male Flare x Female Swivel Elbows

Features:
- reference SAE 070321
- pressure rating at **70°F (21°C)**

Male JIC 37°	Female JIC 37° Swivel	PSI	*Zinc Plated Steel* Part #
7/16"-20	7/16"-20	**4500**	***6502-4***
9/16"-18	9/16"-18	**4000**	***6502-6***
¾"-16	¾"-16	**4000**	***6502-8***
⅞"-14	⅞"-14	**3000**	***6502-10***
1 1/16"-12	1 1/16"-12	**3000**	***6502-12***
1 5/16"-12	1 5/16"-12	**2500**	***6502-16***
1 ⅝"-12	1 ⅝"-12	**2000**	***6502-20***

MURDOCK industrial | Sales@MurdockIndustrial.com www.HoseWarehouse.com | Phone: 330-535-7105 Fax: 330-535-1125 | Skype: MurdockIndustrial

37° JIC

45° Male Flare x Male NPTF Elbows

Features:
- reference SAE 070302
- pressure rating at **70°F (21°C)**

Male JIC 37° Flare	Male NPTF	PSI	*Zinc Plated Steel* Part #
7/16"-20	⅛"-27	**4500**	***2503-4-2***
7/16"-20	¼"-18	**4500**	***2503-4-4***
9/16"-18	¼"-18	**4000**	***2503-6-4***
9/16"-18	⅜"-18	**4000**	***2503-6-6***
¾"-16	¼"-18	**4000**	***2503-8-4***
¾"-16	⅜"-18	**4000**	***2503-8-6***
¾"-16	½"-14	**3000**	***2503-8-8***
⅞"-14	½"-14	**3000**	***2503-10-8***
⅞"-14	¾"-14	**2500**	***2503-10-12***
1-1/16"-12	¾"-14	**2500**	***2503-12-12***
1-5/16"-12	¾"-14	**2500**	***2503-16-12***
1-5/16"-12	1"-11½	**2000**	***2503-16-16***

Male Flare Union Tees

Features:
- reference SAE 070401
- pressure rating at **70°F (21°C)**

Male JIC 37° Flare (3)	PSI	*Zinc Plated Steel* Part #
7/16"-20	**5000**	***2603-4***
9/16"-18	**5000**	***2603-6***
¾"-16	**4500**	***2603-8***
⅞"-14	**3500**	***2603-10***
1-1/16"-12	**3500**	***2603-12***
1-5/16"-12	**3000**	***2603-16***

Male Flare x Female Swivel Tees

Features:
- reference SAE 070433
- pressure rating at **70°F (21°C)**

Male JIC 37° Flare (2)	Female JIC 37° Swivel	PSI	*Zinc Plated Steel* Part #
7/16"-20	7/16"-20	**4500**	***6600-4***
9/16"-18	9/16"-18	**4000**	***6600-6***
¾"-16	¾"-16	**4000**	***6600-8***
1 1/16"-12	1 1/16"-12	**3000**	***6600-12***
1 5/16"-12	1 5/16"-12	**2500**	***6600-16***

Male Flare x Female Swivel Branch Tees

Features:
- reference SAE 070432
- pressure rating at **70°F (21°C)**

Male JIC 37° Flare (2)	Female JIC 37° Swivel	PSI	*Zinc Plated Steel* Part #
7/16"-20	7/16"-20	**4500**	***6602-4***
9/16"-18	9/16"-18	**4000**	***6602-6***
¾"-16	¾"-16	**4000**	***6602-8***
⅞"-14	⅞"-14	**3000**	***6602-10***
1-1/16"-12	1-1/16"-12	**3000**	***6602-12***
1-5/16"-12	1-5/16"-12	**2500**	***6602-16***
1⅝"-12	1⅝"-12	**2000**	***6602-20***

Male Flare x Male NPTF Branch Tees

Features:
- reference SAE070425
- pressure rating at **70°F (21°C)**

Male JIC 37° Flare (2)	Male NPTF	PSI	*Zinc Plated Steel* Part #
7/16"-20	¼"-18	**5000**	***2601-4-4-4***
9/16"-18	¼"-18	**5000**	***2601-6-6-4***
9/16"-18	⅜"-18	**4000**	***2601-6-6-6***
¾"-16	½"-14	**3000**	***2601-8-8-8***
⅞"-14	½"-14	**3000**	***2601-10-10-8***
1-1/16"-12	¾"-14	**2500**	***2601-12-12-12***
1-5/16"-12	1"-11½	**2000**	***2601-16-16-16***

MURDOCK industrial | Sales@MurdockIndustrial.com www.HoseWarehouse.com | Phone: 330-535-7105 Fax: 330-535-1125 | Skype: MurdockIndustrial

37° JIC

Flare Caps

Features:
- reference SAE 070112
- pressure rating at **70°F (21°C)**

Female JIC 37° Flare	Tube OD	PSI	*Zinc Plated Steel* Part #
5/16"-24	⅛"	**5000**	***0304C-2***
7/16"-20	¼"	**5000**	***0304C-4***
9/16"-18	⅜"	**5000**	***0304C-6***
¾"-16	½"	**4500**	***0304C-8***
⅞"-14	⅝"	**3500**	***0304C-10***
1-1/16"-12	¾"	**3500**	***0304C-12***
1-5/16"-12	1"	**3000**	***0304C-16***
1⅝"-12	1¼"	**2500**	***0304C-20***
1⅞"-12	1½"	**2000**	***0304C-24***
2½"-12	2"	**1500**	***0304C-32***



Flare Tube Nuts

Features:
- reference SAE 070110
- pressure rating at **70°F (21°C)**

Female JIC 37° Flare	Tube OD	PSI	*Zinc Plated Steel* Part #
7/16"-20	¼"	**5000**	***0318-4***
9/16"-18	⅜"	**5000**	***0318-6***
¾"-16	½"	**4500**	***0318-8***
⅞"-14	⅝"	**3500**	***0318-10***
1-1/16"-12	¾"	**3500**	***0318-12***
1-5/16"-12	1"	**3000**	***0318-16***



Screw Thread Plugs

Features:
- reference SAE 070109
- pressure rating at **70°F (21°C)**

Male JIC 37° Flare	PSI	*Zinc Plated Steel* Part #
5/16"-24	**5000**	***1254-02H***
7/16"-20	**5000**	***1254-04H***
9/16"-18	**5000**	***1254-06H***
¾"-16	**4500**	***1254-08H***
⅞"-14	**3500**	***1254-10H***
1-1/16"-12	**3500**	***1254-12H***
1-5/16"-12	**3000**	***1254-16H***
1⅝"-12	**2500**	***1254-20H***

Flare Tube Sleeves

Features:
- reference SAE 070115
- pressure rating at **70°F (21°C)**

Female JIC 37° Flare	PSI	*Zinc Plated Steel* Part #
7/16"-20	**5000**	***0319-4***
9/16"-18	**5000**	***0319-6***
¾"-16	**4500**	***0319-8***
⅞"-14	**3500**	***0319-10***
1-1/16"-12	**3500**	***0319-12***
1-5/16"-12	**3000**	***0319-16***

Flare Bulkhead Unions with Lock Nut

Features:
- reference SAE 070601
- pressure rating at **70°F (21°C)**

Male JIC 37° Flare	PSI	*Zinc Plated Steel* Part #
7/16"-20	**5000**	***2700LN-4***
9/16"-18	**5000**	***2700LN-6***
¾"-16	**4500**	***2700LN-8***
⅞"-14	**3500**	***2700LN-10***
1-1/16"-12	**3500**	***2700LN-12***
1-5/16"-12	**3000**	***2700LN-16***



MURDOCK industrial | Sales@MurdockIndustrial.com www.HoseWarehouse.com | Phone: 330-535-7105 Fax: 330-535-1125 | Skype: MurdockIndustrial

37° JIC

Flare 90° Bulkhead Elbow with Lock Nuts

Features:
- reference SAE 070701
- pressure rating at **70°F (21°C)**

Male JIC 37° Flare	PSI	*Zinc Plated Steel* Part #
7/16"-20	**5000**	***2701LN-4***
9/16"-18	**5000**	***2701LN-6***
¾"-16	**4500**	***2701LN-8***
⅞"-14	**3500**	***2701LN-10***
1-1/16"-12	**3500**	***2701LN-12***
1-5/16"-12	**3000**	***2701LN-16***

Flare Bulkhead Lock Nuts



Features:
- reference SAE 070118
- pressure rating at **70°F (21°C)**

Female JIC 37° Bulkhead	Tube OD	PSI	*Zinc Plated Steel* Part #
7/16"-20	¼"	**5000**	***0306-4***
9/16"-18	⅜"	**5000**	***0306-6***
¾"-16	½"	**4500**	***0306-8***
⅞"-14	⅝"	**3500**	***0306-10***
1-1/16"-12	¾"	**3500**	***0306-12***
1-5/16"-12	1"	**3000**	***0306-16***

MURDOCK industrial | Sales@MurdockIndustrial.com www.HoseWarehouse.com | Phone: 330-535-7105 Fax: 330-535-1125 | Skype: MurdockIndustrial

Weld End Metal Hose Fittings

Straight Female

All fittings have 316 seamless stainless steel tubes

Feature:

- pressure rating at **70°F (21°C)**

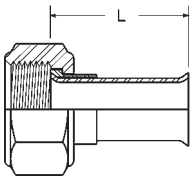



Female SAE 37° JIC	Tube OD	Pressure Rating PSI at **70°F (21°)**	Dimension L	Tube Wall	*304 Stainless Steel Nut & Sleeve* Part #	*Carbon Steel Nut & Sleeve* Part #
7/16" - 20	¼"	**8650**	1.500"	.049"	***SFMF250***	***FMF250***
9/16" - 18	⅜"	**5550**	1.500"	.049"	***SFMF375***	***FMF375***
¾" - 16	½"	**4050**	1.500"	.049"	***SFMF500***	***FMF500***
1-1/16" - 12	¾"	**2600**	1.500"	.049"	***SFMF750***	***FMF750***
1-5/16" - 12	1"	**1950**	2.000"	.049"	***SFMF1000***	***FMF1000***
1⅝" - 12	1¼"	**2050**	2.375"	.065"	***SFMF1250***	***FMF1250***
1⅞" - 12	1½"	**1700**	2.375"	.065"	***SFMF1500***	***FMF1500***
2½" - 12	2"	**1250**	2.500"	.065"	***SFMF2000***	***FMF2000***

45° Elbow Female

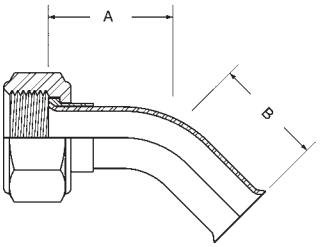

Female SAE 37° JIC	Tube OD	Pressure Rating PSI at **70°F (21°)**	Dimension A	Dimension B	Bend Radius	Tube Wall	*304 Stainless Steel Nut & Sleeve* Part #	*Carbon Steel Nut & Sleeve* Part #
7/16" - 20	¼"	**5000**	0.750"	0.750"	0.380"	.049"	***---***	***FMF250-45***
9/16" - 18	⅜"	**4500**	1.000"	1.000"	0.500"	.049"	***---***	***FMF375-45***
¾" - 16	½"	**4000**	1.250"	1.250"	1.000"	.049"	***SFMF500-45***	***FMF500-45***
1-1/16" - 12	¾"	**2600**	1.450"	1.450"	1.500"	.049"	***SFMF750-45***	***---***
1-5/16" - 12	1"	**2500**	1.800"	1.800"	2.000"	.049"	***SFMF1000-45***	***FMF1000-45***
1⅝" - 12	1¼"	**2050**	2.100"	2.100"	2.000"	.065"	***---***	***FMF1250-45***
1⅞" - 12	1½"	**1700**	2.300"	2.300"	2.000"	.065"	***SFMF1500-45***	***FMF1500-45***
2½" - 12	2"	**1250**	3.000"	3.000"	3.000"	.065"	***SFMF2000-45***	***FMF2000-45***

90° Elbow Female

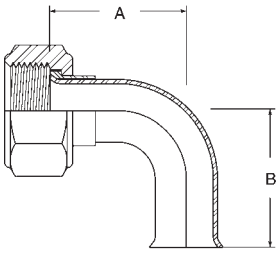

Female SAE 37° JIC	Tube OD	Pressure Rating PSI at **70°F (21°)**	Dimension A	Dimension B	Bend Radius	Tube Wall	*304 Stainless Steel Nut & Sleeve* Part #	*Carbon Steel Nut & Sleeve* Part #
7/16" - 20	¼"	**5000**	1.000"	1.000"	0.375"	.049"	***SFMF250-90***	***FMF250-90***
9/16" - 18	⅜"	**4500**	1.250"	1.250"	0.500"	.049"	***SFMF375-90***	***FMF375-90***
¾" - 16	½"	**4000**	1.830"	1.830"	1.000"	.049"	***SFMF500-90***	***FMF500-90***
1-1/16" - 12	¾"	**2600**	2.350"	2.350"	1.500"	.049"	***SFMF750-90***	***FMF750-90***
1-5/16" - 12	1"	**2500**	3.100"	3.100"	2.000"	.049"	***SFMF1000-90***	***FMF1000-90***
1⅝" - 12	1¼"	**2050**	3.500"	3.500"	2.000"	.065"	***SFMF1250-90***	***FMF1250-90***
1⅞" - 12	1½"	**1700**	3.750"	3.750"	2.000"	.065"	***SFMF1500-90***	***FMF1500-90***
2½" - 12	2"	**1250**	4.900"	4.900"	2.000"	.065"	***SFMF2000-90***	***FMF2000-90***

MURDOCK industrial | Sales@MurdockIndustrial.com www.HoseWarehouse.com | Phone: 330-535-7105 Fax: 330-535-1125 | Skype: MurdockIndustrial

Male Hex Pipe Nipples

Features:
- reference SAE 140137
- pressure rating at **70°F (21°C)**

Male NPTF	Male NPTF	PSI	*Zinc Plated Steel* Part #
⅛"-27	⅛"-27	**5000**	***5404-2***
¼"-18	¼"-18	**5000**	***5404-4***
⅜"-18	⅜"-18	**4000**	***5404-6***
⅜"-18	¼"-18	**4000**	***5404-6-4***
½"-14	½"-14	**3000**	***5404-8***
½"-14	⅜"-18	**3000**	***5404-8-6***
¾"-14	¾"-14	**2500**	***5404-12***
¾"-14	½"-14	**2500**	***5404-12-8***
1"-11½	1"-11½	**2000**	***5404-16***
1"-11½	¾"-14	**2000**	***5404-16-12***
1¼"-11½	1¼"-11½	**1150**	***5404-20***

Male x Female Hex Reducer Bushings

Features:
- reference SAE 140140
- pressure rating at **70°F (21°C)**

Male NPTF	Female NPTF	PSI	*Zinc Plated Steel* Part #
¼"-18	⅛"-27	**5000**	***5406-4-2***
⅜"-18	⅛"-27	**4000**	***5406-6-2***
⅜"-18	¼"-18	**4000**	***5406-6-4***
½"-14	⅛"-27	**3000**	***5406-8-2***
½"-14	¼"-18	**3000**	***5406-8-4***
½"-14	⅜"-18	**3000**	***5406-8-6***
¾"-14	⅛"-27	**2500**	***5406-12-2***
¾"-14	¼"-18	**2500**	***5406-12-4***
¾"-14	⅜"-18	**2500**	***5406-12-6***
¾"-14	½"-14	**2500**	***5406-12-8***
1"-11½	¼"-18	**2000**	***5406-16-4***
1"-11½	⅜"-18	**2000**	***5406-16-6***
1"-11½	½"-14	**2000**	***5406-16-8***
1"-11½	¾"-14	**2000**	***5406-16-12***
1¼"-11½	⅜"-18	**1150**	***5406-20-6***
1¼"-11½	½"-14	**1150**	***5406-20-8***
1¼"-11½	¾"-14	**1150**	***5406-20-12***
1¼"-11½	1"-11½	**1150**	***5406-20-16***
1½"-11½	½"-14	**1000**	***5406-24-8***
1½"-11½	¾"-14	**1000**	***5406-24-12***
1½"-11½	1"-11½	**1000**	***5406-24-16***
1½"-11½	1¼"-11½	**1000**	***5406-24-20***
2"-11½"	½"-14	**1000**	***5406-32-8***
2"-11½"	¾"-14	**1000**	***5406-32-12***
2"-11½"	1"-11½	**1000**	***5406-32-16***
2"-11½"	1¼"-11½	**1000**	***5406-32-20***
2"-11½"	1½"-11½	**1000**	***5406-32-24***

MURDOCK industrial | Sales@MurdockIndustrial.com www.HoseWarehouse.com | Phone: 330-535-7105 Fax: 330-535-1125 | Skype: MurdockIndustrial

NPTF

Features:
- compact design provides ease of assembly in confining areas
- designed to prevent hose stress due to twisting during assembly
- female NPSM swivel seals on a 30° seat
- male NPTF must have a 30° chamfer to seal

Male x Female NPSM Swivel Adapters

Features:
- reference SAE 140130
- pressure rating at **70°F (21°C)**

Male NPTF	Female NPSM Swivel	PSI	*Zinc Plated Steel* Part #
⅛"-27	⅛"-27	**5000**	***1404-2-2***
⅛"-27	¼"-18	**4500**	***1404-2-4***
¼"-18	¼"-18	**4500**	***1404-4-4***
¼"-18	⅜"-18	**4000**	***1404-4-6***
⅜"-18	¼"-18	**4000**	***1404-6-4***
⅜"-18	⅜"-18	**4000**	***1404-6-6***
⅜"-18	½"-14	**4000**	***1404-6-8***
½"-14	⅜"-18	**3000**	***1404-8-6***
½"-14	½"-14	**3000**	***1404-8-8***
½"-14	¾"-14	**3000**	***1404-8-12***
¾"-14	½"-14	**2500**	***1404-12-8***
¾"-14	¾"-14	**2500**	***1404-12-12***
1"-11½	1"-11½	**2000**	***1404-16-16***
1¼"-11½	1¼"-11½	**1150**	***1404-20-20***
1½"-11½	1½"-11½	**1000**	***1404-24-24***
2"-11½	2"-11½	**1000**	***1404-32-32***



Female Hex Pipe Couplings

Features:
- reference SAE 140138
- pressure rating at **70°F (21°C)**

Female NPTF	Female NPTF	PSI	*Zinc Plated Steel* Part #
⅛"-27	⅛"-27	**5000**	***5000-2***
¼"-18	¼"-18	**5000**	***5000-4***
⅜"-18	¼"-18	**4000**	***5000-6-4***
⅜"-18	⅜"-18	**4000**	***5000-6***
½"-14	⅜"-18	**3000**	***5000-8-6***
½"-14	½"-14	**3000**	***5000-8***
¾"-14	¾"-14	**2500**	***5000-12***
1"-11½	¾"-14	**2000**	***5000-16-12***
1"-11½	1"-11½	**2000**	***5000-16***
1¼"-11½	1¼"-11½	**1150**	***5000-20***

Female x Female NPSM Swivel Nuts

Features:
- reference SAE 140131
- pressure rating at **70°F (21°C)**

Female NPTF	Female NPSM Swivel	PSI	*Zinc Plated Steel* Part #
⅛"-27	⅛"-27	**5000**	***1405-2-2***
¼"-18	¼"-18	**4500**	***1405-4-4***
⅜"-18	¼"-18	**4000**	***1405-6-4***
⅜"-18	⅜"-18	**4000**	***1405-6-6***
⅜"-18	½"-14	**4000**	***1405-6-8***
½"-14	½"-14	**3000**	***1405-8-8***
¾"-14	½"-14	**2500**	***1405-12-8***
¾"-14	¾"-14	**2500**	***1405-12-12***
1"-11½	1"-11½	**2000**	***1405-16-16***
1¼"-11½	1¼"-11½	**1150**	***1405-20-20***
1½"-11½	1½"-11½	**1000**	***1405-24-24***
2"-11½	2"-11½	**1000**	***1405-32-32***

90° Male x Male Elbows

Features:
- reference SAE 140237
- pressure rating at **70°F (21°C)**

Male NPTF	Male NPTF	PSI	*Zinc Plated Steel* Part #
¼"-18	¼"-18	**5000**	***5500-4***
⅜"-18	⅜"-18	**4000**	***5500-6***
½"-14	½"-14	**3000**	***5500-8***
¾"-14	¾"-14	**2500**	***5500-12***
1"-11½	1"-11½	**2000**	***5500-16***

MURDOCK industrial | Sales@MurdockIndustrial.com www.HoseWarehouse.com | Phone: 330-535-7105 Fax: 330-535-1125 | Skype: MurdockIndustrial

NPTF

90° Male x Female Street Elbows

Features:
- reference 140239
- pressure rating at **70°F (21°C)**

Male NPTF	Female NPTF	PSI	*Zinc Plated Steel* Part #
¼"-18	¼"-18	**5000**	***5502-4***
⅜"-18	⅜"-18	**4000**	***5502-6***
½"-14	½"-14	**3000**	***5502-8***
¾"-14	¾"-14	**2500**	***5502-12***
1"-11½	1"-11½	**2000**	***5502-16***
1¼"-11½	1¼"-11½	**1150**	***5502-20***

90° Male x Female NPSM Swivel Nut Elbows

Features:
- reference SAE 140230
- pressure rating at **70°F (21°C)**

Male NPTF	Female NPSM Swivel	PSI	*Zinc Plated Steel* Part #
⅛"-27	⅛"-27	**5000**	***1501-2-2***
¼"-18	¼"-18	**4500**	***1501-4-4***
¼"-18	⅜"-18	**4000**	***1501-4-6***
⅜"-18	¼"-18	**4000**	***1501-6-4***
⅜"-18	⅜"-18	**4000**	***1501-6-6***
⅜"-18	½"-14	**4000**	***1501-6-8***
½"-14	⅜"-18	**3000**	***1501-8-6***
½"-14	½"-14	**3000**	***1501-8-8***
½"-14	¾"-14	**3000**	***1501-8-12***
¾"-14	½"-14	**2500**	***1501-12-8***
¾"-14	¾"-14	**2500**	***1501-12-12***
¾"-14	1"-11½	**2000**	***1501-12-16***
1"-11½	¾"-14	**2000**	***1501-16-12***
1"-11½	1"-11½	**2000**	***1501-16-16***
1"-11½	1¼"-11½	**1150**	***1501-16-20***
1¼"-11½	1¼"-11½	**1150**	***1501-20-20***

90° Female Pipe Elbows

Features:
- reference SAE 140237
- pressure rating at **70°F (21°C)**

Female NPTF	Female NPTF	PSI	*Zinc Plated Steel* Part #
⅛"-27	⅛"-27	**5000**	***5504-2***
¼"-18	¼"-18	**5000**	***5504-4***
⅜"-18	⅜"-18	**4000**	***5504-6***
½"-14	½"-14	**3000**	***5504-8***
¾"-14	¾"-14	**2500**	***5504-12***
1"-11½	1"-11½	**2000**	***5504-16***

90° Female x Female NPSM Swivel Nut Elbows

Features:
- reference SAE 140251
- pressure rating at **70°F (21°C)**

Female NPTF	Female NPSM Swivel	PSI	*Zinc Plated Steel* Part #
¼"-18	¼"-18	**4500**	***1502-4-4***
⅜"-18	⅜"-18	**4000**	***1502-6-6***
½"-14	½"-14	**3000**	***1502-8-8***
¾"-14	¾"-14	**2500**	***1502-12-12***
1"-11½	1"-11½	**2000**	***1502-16-16***

45° Male x Female NPSM Swivel Nut Elbows

Features:
- reference SAE 140330
- pressure rating at **70°F (21°C)**

Male NPTF	Female NPSM Swivel	PSI	*Zinc Plated Steel* Part #
¼"-18	¼"-18	**4500**	***1503-4-4***
⅜"-18	⅜"-18	**4000**	***1503-6-6***
½"-14	½"-14	**3000**	***1503-8-8***
¾"-14	¾"-14	**2500**	***1503-12-12***
1"-11½	1"-11½	**2000**	***1503-16-16***

MURDOCK industrial | Sales@MurdockIndustrial.com www.HoseWarehouse.com | Phone: 330-535-7105 Fax: 330-535-1125 | Skype: MurdockIndustrial

NPTF

Male Pipe Tees

Features:
- reference SAE 140437
- pressure rating at **70°F (21°C)**

Male NPTF (3)	PSI	*Zinc Plated Steel* Part #
¼"-18	**5000**	***5600-4***
⅜"-18	**4000**	***5600-6***
½"-14	**3000**	***5600-8***
¾"-14	**2500**	***5600-12***
1"-11½	**2000**	***5600-16***

Male x Female Pipe Tees

Features:
- reference SAE 140427
- pressure rating at **70°F (21°C)**

Male NPTF (2)	Female NPTF	PSI	*Zinc Plated Steel* Part #
¼"-18	¼"-18	**5000**	***5601-4***
⅜"-18	⅜"-18	**4000**	***5601-6***
½"-14	½"-14	**3000**	***5601-8***
¾"-14	¾"-14	**2500**	***5601-12***
1"-11½	1"-11½	**2000**	***5601-16***

Female x Male Branch Tees

Features:
- reference SAE 140425
- pressure rating at **70°F (21°C)**

Female NPTF (2)	Male NPTF	PSI	*Zinc Plated Steel* Part #
¼"-18	¼"-18	**5000**	***5604-4***
⅜"-18	⅜"-18	**4000**	***5604-6***
½"-14	½"-14	**3000**	***5604-8***
¾"-14	¾"-14	**2500**	***5604-12***
1"-11½	1"-11½	**2000**	***5604-16***

Female Pipe Tees

Features:
- reference 140438
- pressure rating at **70°F (21°C)**

Female NPTF (3)	PSI	*Zinc Plated Steel* Part #
¼"-18	**5000**	***5605-4***
⅜"-18	**4000**	***5605-6***
½"-14	**3000**	***5605-8***
¾"-14	**2500**	***5605-12***
1"-11½	**2000**	***5605-16***

Male x Female Run Tees

Features:
- reference 140424
- pressure rating at **70°F (21°C)**

Male NPTF	Female NPTF (2)	PSI	*Zinc Plated Steel* Part #
⅛"-27	⅛"-27	**5000**	***5602-2***
¼"-18	¼"-18	**5000**	***5602-4***
⅜"-18	⅜"-18	**4000**	***5602-6***
½"-14	½"-14	**3000**	***5602-8***
¾"-14	¾"-14	**2500**	***5602-12***
1"-11½	1"-11½	**2000**	***5602-16***
1-¼"-11½	1-¼"-11½	**1150**	***5602-20***
1-½"-11½	1-½"-11½	**1000**	***5602-24***

MURDOCK industrial | Sales@MurdockIndustrial.com www.HoseWarehouse.com | Phone: 330-535-7105 Fax: 330-535-1125 | Skype: MurdockIndustrial

NPTF

Female Hex Caps

Feature:
- pressure rating at **70°F (21°C)**

Female NPTF	PSI	*Zinc Plated Steel* Part #
⅛"-27	**5000**	***5406C-2***
¼"-18	**5000**	***5406C-4***
⅜"-18	**4000**	***5406C-6***
½"-14	**3000**	***5406C-8***
¾"-14	**2500**	***5406C-12***
1"-11½	**2000**	***5406C-16***
1¼"-11½	**1150**	***5406C-20***
1½"-11½	**1000**	***5406C-24***

Male Hex Plugs

Features:
- reference SAE 130109C
- pressure rating at **70°F (21°C)**

Male NPTF	PSI	*Zinc Plated Steel* Part #
⅛"-27	**5000**	***1251-02H***
¼"-18	**5000**	***1251-04H***
⅜"-18	**4000**	***1251-06H***
½"-14	**3000**	***1251-08H***
¾"-14	**2500**	***1251-12H***
1"-11½	**2000**	***1251-16H***
1¼"-11½	**1150**	***1251-20H***

Male JIC 37° Flare x Male Metric Parallel Thread

Feature:
- pressure rating at **70°F (21°C)**

Male JIC 37° Flare	Male Metric Parallel	*Zinc Plated Steel* Part #
7/16"-20	M10X1.0	***M7400-4-10***
7/16"-20	M12X1.5	***M7400-4-12***
9/16"-18	M14X1.5	***M7400-6-14***
9/16"-18	M16X1.5	***M7400-6-16***
¾"-16	M16X1.5	***M7400-8-16***
¾"-16	M18X1.5	***M7400-8-18***
1-1/16"-12	M22X1.5	***M7400-12-22***
1-1/16"-12	M27X2.0	***M7400-12-27***
1-5/16"-12	M33X2.0	***M7400-16-33***

Female Pipe x Male Metric Parallel Thread

Feature:
- pressure rating at **70°F (21°C)**

Female NPTF	Male Metric Parallel	*Zinc Plated Steel* Part #
¼"-18	M12X1.5	***M7455-4-12***
¼"-18	M14X1.5	***M7455-4-14***
⅜"-18	M16X1.5	***M7455-6-16***
⅜"-18	M18X1.5	***M7455-6-18***
½"-14	M16X1.5	***M7455-8-16***
½"-14	M18X1.5	***M7455-8-18***
½"-14	M22X1.5	***M7455-8-22***
¾"-14	M27X2.0	***M7455-12-27***
1"-11½	M33X2.0	***M7455-16-33***

MURDOCK industrial | Sales@MurdockIndustrial.com www.HoseWarehouse.com | Phone: 330-535-7105 Fax: 330-535-1125 | Skype: MurdockIndustrial

British Standard Pipe Parallel (BSPP)

Male JIC 37° Flare x Male

Feature:
- pressure rating at **70°F (21°C)**

Male JIC 37° Flare	Male BSPP	PSI	*Zinc Plated Steel* Part #
7/16"-20	¼"-19	**5000**	***B3800-4-4***
9/16"-18	⅜"-19	**4000**	***B3800-6-6***
¾"-16	½"-14	**3000**	***B3800-8-8***
1-1/16"-12	¾"-14	**2500**	***B3800-12-12***
1-5/16"-12	1"-11	**2000**	***B3800-16-16***

Male NPTF x Male

Feature:
- pressure rating at **70°F (21°C)**

Male NPTF	Male BSPP	PSI	*Zinc Plated Steel* Part #
¼"-18	¼"-19	**5000**	***B3401-4-4***
⅜"-18	⅜"-19	**4000**	***B3401-6-6***
½"-14	½"-14	**3000**	***B3401-8-8***
¾"-14	¾"-14	**2500**	***B3401-12-12***
1"-11½	1"-11	**2000**	***B3401-16-16***

Female NPTF x Male

Feature:
- pressure rating at **70°F (21°C)**

Female NPTF	Male BSPP	PSI	*Zinc Plated Steel* Part #
¼"-18	¼"-19	**5000**	***B3455-4-4***
⅜"-18	⅜"-19	**4000**	***B3455-6-6***
½"-14	½"-14	**3000**	***B3455-8-8***
¾"-14	¾"-14	**2500**	***B3455-12-12***
1"-11½	1"-11	**2000**	***B3455-16-16***

Male JIC 37° Flare x Male 90° Elbow

Feature:
- pressure rating at **70°F (21°C)**

Male JIC 37° Flare	Male BSPP	PSI	*Zinc Plated Steel* Part #
7/16"-20	¼"-19	**5000**	***B3801-4-4***
9/16"-18	⅜"-19	**4000**	***B3801-6-6***
¾"-16	½"-14	**3000**	***B3801-8-8***
1-1/16"-12	¾"-14	**2500**	***B3801-12-12***
1-5/16"-12	1"-11	**2000**	***B3801-16-16***

Bonded Dowty Seal for British Thread

Feature:
- pressure rating at **70°F (21°C)**

Size	*Plated Carbon Steel with Buna O-ring* Part #
¼"-19	***BDS04***
⅜"-19	***BDS06***
½"-14	***BDS08***
¾"-14	***BDS12***
1"-11	***BDS16***

MURDOCK industrial | Sales@MurdockIndustrial.com www.HoseWarehouse.com | Phone: 330-535-7105 Fax: 330-535-1125 | Skype: MurdockIndustrial

Hydraulic 4-Bolt Flanges

Features:

- flat face flange must be used with O-ring flange
- code 61 - standard pressure; code 62 - high pressure
- makes installation of components easier, especially in applications with limited space
- bolt kit with Buna O-ring included with O-ring flange
- no bolt kit is included with flat face flange
- also available in 316L stainless, contact Dixon® for more information

Hydraulic 4-Bolt Flange NPTF Port

Port Size	Pad Size	NPTF Thread	**Code 61** *Carbon Steel*			
			O-ring		Flat Face	
			Previous Part #	Part #	Previous Part #	Part #
½"	½"	½"-14	W43-8-8-U	***C6143K0808NPT***	W104-8-8	***C611040808NPT***
¾"	¾"	¾"-14	W43-12-12-U	***C6143K1212NPT***	W104-12-12	***C611041212NPT***
1"	1"	1"-11½	W43-16-16-U	***C6143K1616NPT***	W104-16-16	***C611041616NPT***
1¼"	1¼"	1¼"-11½	W43-20-20-U	***C6143K2020NPT***	W104-20-20	***C611042020NPT***
1½"	1½"	1½"-11½	W43-24-24-U	***C6143K2424NPT***	W104-24-24	***C611042424NPT***
2"	2"	2"-11½	W43-32-32-U	***C6143K3232NPT***	W104-32-32	***C611043232NPT***
2½"	2½"	2½"-8	W43-40-40-U	***C6143K4040NPT***	W104-40-40	***C611044040NPT***
3"	3"	3"-8	W43-48-48-U	***C6143K4848NPT***	W104-48-48	***C611044848NPT***

Port Size	Pad Size	NPTF Thread	**Code 62** *Carbon Steel*			
			O-ring		Flat Face	
			Previous Part #	Part #	Previous Part #	Part #
½"	½"	½"-14	W44-8-8-U	***C6244K0808NPT***	W45-8-8	***C62450808NPT***
¾"	¾"	¾"-14	W44-12-12-U	***C6244K1212NPT***	W45-12-12	***C62451212NPT***
1"	1"	1"-11½	W44-16-16-U	***C6244K1616NPT***	W45-16-16	***C62451616NPT***
1¼"	1¼"	1¼"-11½	W44-20-20-U	***C6244K2020NPT***	W45-20-20	***C62452020NPT***
1½"	1½"	1½"-11½	W44-24-24-U	***C6244K2424NPT***	W45-24-24	***C62452424NPT***
2"	2"	2"-11½	W44-32-32-U	***C6244K3232NPT***	W45-32-32	***C62453232NPT***

Hydraulic 4-Bolt Flange SAE Port

Port Size	Pad Size	UN/UNF-2B Thread	**Code 61** *Carbon Steel*			
			O-ring		Flat Face	
			Previous Part #	Part #	Previous Part #	Part #
½"	½"	¾"-16	W46-8-8-U	***C6146K0808SAE***	W106-8-8	***C611060808SAE***
¾"	¾"	1 1/16"-12	W46-12-12-U	***C6146K1212SAE***	W106-12-12	***C611061212SAE***
1"	1"	1 5/16"-12	W46-16-16-U	***C6146K1616SAE***	W106-16-16	***C611061616SAE***
1¼"	1¼"	1⅝"-12	W46-20-20-U	***C6146K2020SAE***	W106-20-20	***C611062020SAE***
1½"	1½"	1⅞"-12	W46-24-24-U	***C6146K2424SAE***	W106-24-24	***C611062424SAE***
2"	2"	2½"-12	W46-32-32-U	***C6146K3232SAE*** [1]	W106-32-32	***C611063232SAE***

[1] 1000 PSI maximum

Port Size	Pad Size	UN/UNF-2B Thread	**Code 62** *Carbon Steel*			
			O-ring		Flat Face	
			Previous Part #	Part #	Previous Part #	Part #
½"	½"	¾"-16	W48-8-8-U	***C6248K0808SAE***	W49-8-8	***C62490808SAE***
¾"	¾"	1 1/16"-12	W48-12-12-U	***C6248K1212SAE***	W49-12-12	***C62491212SAE***
1"	1"	1 5/16"-12	W48-16-16-U	***C6248K1616SAE***	W49-16-16	***C62491616SAE***
1¼"	1¼"	1⅝"-12	W48-20-20-U	***C6248K2020SAE***	W49-20-20	***C62492020SAE***
1½"	1½"	1⅞"-12	W48-24-24-U	***C6248K2424SAE***	W49-24-24	***C62492424SAE***
2"	2"	2½"-12	W48-32-32-U	***C6248K3232SAE***	W49-32-32	***C62493232SAE***

- For flange dimensions, diagrams and additional information please reference dixonvalve.com.

MURDOCK industrial | Sales@MurdockIndustrial.com www.HoseWarehouse.com | Phone: 330-535-7105 Fax: 330-535-1125 | Skype: MurdockIndustrial

Hydraulic 4-Bolt Flanges

Hydraulic 4-Bolt Flange Pipe Socket Weld

Port Size	Pad Size	Code 61 *Carbon Steel*			
		O-ring		Flat Face	
		Previous Part #	Part #	Previous Part #	Part #
½"	½"	W4-8-8-U	***C614K0808PSW***	W61-8-8	***C61610808PSW***
¾"	¾"	W4-12-12-U	***C614K1212PSW***	W61-12-12	***C61611212PSW***
1"	1"	W4-16-16-U	***C614K1616PSW***	W61-16-16	***C61611616PSW***
1¼"	1¼"	W4-20-20-U	***C614K2020PSW***	W61-20-20	***C61612020PSW***
1½"	1½"	W4-24-24-U	***C614K2424PSW***	W61-24-24	***C61612424PSW***
2"	2"	W4-32-32-U	***C614K3232PSW***	W61-32-32	***C61613232PSW***
2½"	2½"	W4-40-40-U	***C614K4040PSW***	W61-40-40	***C61614040PSW***
3"	3"	W4-48-48-U	***C614K4848PSW***	W61-48-48	***C61614848PSW***

Port Size	Pad Size	Code 62 *Carbon Steel*			
		O-ring		Flat Face	
		Previous Part #	Part #	Previous Part #	Part #
½"	½"	W59-8-8-U	***C6259K0808PSW***	W60-8-8	***C62600808PSW***
¾"	¾"	W59-12-12-U	***C6259K1212PSW***	W60-12-12	***C62601212PSW***
1"	1"	W59-16-16-U	***C6259K1616PSW***	W60-16-16	***C62601616PSW***
1¼"	1¼"	W59-20-20-U	***C6259K2020PSW***	W60-20-20	***C62602020PSW***
1½"	1½"	W59-24-24-U	***C6259K2424PSW***	W60-24-24	***C62602424PSW***
2"	2"	W59-32-32-U	***C6259K3232PSW***	W60-32-32	***C62603232PSW***
2½"	2½"	W59-40-40-U	***C6259K4040PSW***	W60-40-40	***C62604040PSW***
3"	3"	W59-48-48-U	***C6259K4848PSW***	W60-48-48	***C62604848PSW***

Pressure Ratings of SAE Flanges

Code 61 SAE J518-1 / ISO 6162-1

Dash Size	Size	Maximum Working Pressure		Fastener Torque Value
		PSI	MPa	Grade 8 UNC (lb-ft)
-8	½"	5000	35	24
-12	¾"	5000	35	44
-16	1"	4600	32	44
-20	1¼"	4000	28	68
-24	1½"	3000	21	111
-32	2"	3000	21	111
-40	2½"	2500	17.5	111
-48	3"	2300	16	218
-56	3½"	500	3.5	218
-64	4"	500	3.5	218
-80	5"	500	3.5	218

- Connection type opposite 4-bolt flange connection can de-rate maximum working pressure.

Code 62 SAE J518-2 / ISO 6162-2

Dash Size	Size	Maximum Working Pressure		Fastener Torque Value
		PSI	MPa	Grade 8 UNC (lb-ft)
-8	½"	6000	40	24
-12	¾"	6000	40	44
-16	1"	6000	40	68
-20	1¼"	6000	40	111
-24	1½"	6000	40	218
-32	2"	6000	40	332
-40	2½"	6000	40	380
-48	3"	6000	40	667

- For flange dimensions, diagrams and additional information please reference dixonvalve.com.

MURDOCK industrial | Sales@MurdockIndustrial.com www.HoseWarehouse.com | Phone: 330-535-7105 Fax: 330-535-1125 | Skype: MurdockIndustrial

Code 61 / Code 62 Split Flange Kits

Features:

- for tube, hose end and split flange adapter connections
- kits include 2 split flange halves, 4 hex head screws and lockwashers, 1 Buna O-ring
- silver trivalent finish for high corrosion resistance
- also available in forged 316L stainless, contact Dixon® for more information

Flange Size	**Code 61** *Forged Carbon Steel*		**Code 62** *Forged Carbon Steel*	
	Previous Part #	Part #	Previous Part #	Part #
½"	8SFO	***C6108-SFKIT***	8SFXO	***C6208-SFKIT***
¾"	12SFO	***C6112-SFKIT***	12SFXO	***C6212-SFKIT***
1"	16SFO	***C6116-SFKIT***	16SFXO	***C6216-SFKIT***
1¼"	20SFO	***C6120-SFKIT***	20SFXO	***C6220-SFKIT***
1½"	24SFO	***C6124-SFKIT***	24SFXO	***C6224-SFKIT***
2"	32SFO	***C6132-SFKIT***	32SFXO	***C6232-SFKIT***
2½"	40SFO	***C6140-SFKIT***	---	---
3"	48SFO	***C6148-SFKIT***	---	---

Code 61 / Code 62 Flange Adapters

Straight Flange x Male JIC Hydraulic Adapter

JIC Thread	Tube OD	Flange Size	**Code 61** *Carbon Steel*		**Code 62** *Carbon Steel*	
			Previous Part #	Part #	Previous Part #	Part #
¾"-16	½"	½"	300-8-8	***C6100F0808***	---	---
¾"-16	½"	¾"	300-8-12	***C6100F0812***	---	---
1 1/16"-12	¾"	¾"	300-12-12	***C6100F1212***	600-12-12	***C6200F1212***
1 1/16"-12	¾"	1"	300-12-16	***C6100F1216***	600-12-16	***C6200F1216***
1 5/16"-12	1"	¾"	300-16-12	***C6100F1612***	600-16-12	***C6200F1612***
1 5/16"-12	1"	1"	300-16-16	***C6100F1616***	600-16-16	***C6200F1616***
1 5/16"-12	1"	1¼"	300-16-20	***C6100F1620***	600-16-20	***C6200F1620***
1⅝"-12	1¼"	1"	300-20-16	***C6100F2016***	600-20-16	***C6200F2016***
1⅝"-12	1¼"	1¼"	300-20-20	***C6100F2020***	600-20-20	***C6200F2020***
1⅝"-12	1¼"	1½"	300-20-24	***C6100F2024***	600-20-24	***C6200F2024***
1⅞"-12	1½"	1¼"	300-24-20	***C6100F2420***	600-24-20	***C6200F2420***
1⅞"-12	1½"	1½"	300-24-24	***C6100F2424***	600-24-24	***C6200F2424***
1⅞"-12	1½"	2"	300-24-32	***C6100F2432***	600-24-32	***C6200F2432***
2½"-12	2"	1½"	300-32-24	***C6100F3224***	600-32-24	***C6200F3224***
2½"-12	2"	2"	300-32-32	***C6100F3232***	600-32-32	***C6200F3232***

90° Flange Elbow x Male JIC Hydraulic Adapter

JIC Thread	Tube OD	Flange Size	**Code 61** *Carbon Steel*		**Code 62** *Carbon Steel*	
			Previous Part #	Part #	Previous Part #	Part #
¾"-16	½"	¾"	390-8-12	***C6190F0812***	---	---
1 1/16"-12	¾"	¾"	390-12-12	***C6190F1212***	690-12-12	***C6290F1212***
1 1/16"-12	¾"	1"	390-12-16	***C6190F1216***	690-12-16	***C6290F1216***
1 5/16"-12	1"	¾"	390-16-12	***C6190F1612***	690-16-12	***C6290F1612***
1 5/16"-12	1"	1"	390-16-16	***C6190F1616***	690-16-16	***C6290F1616***
1 5/16"-12	1"	1¼"	390-16-20	***C6190F1620***	690-16-20	***C6290F1620***
1⅝"-12	1¼"	1"	390-20-16	***C6190F2016***	690-20-16	***C6290F2016***
1⅝"-12	1¼"	1¼"	390-20-20	***C6190F2020***	690-20-20	***C6290F2020***
1⅝"-12	1¼"	1½"	390-20-24	***C6190F2024***	690-20-24	***C6290F2024***
1⅞"-12	1½"	1½"	390-24-24	***C6190F2424***	690-24-24	***C6290F2424***
1⅞"-12	1½"	2"	390-24-32	***C6190F2432***	690-24-32	***C6290F2432***
2½"-12	2"	1½"	390-32-24	***C6190F3224***	690-32-24	***C6290F3224***
2½"-12	2"	2"	390-32-32	***C6190F3232***	690-32-32	***C6290F3232***

45° Flange Elbow x Male JIC Hydraulic Adapter

JIC Thread	Tube OD	Flange Size	**Code 61** *Carbon Steel*		**Code 62** *Carbon Steel*	
			Previous Part #	Part #	Previous Part #	Part #
1 1/16"-12	¾"	¾"	340-12-12	***C6145F1212***	640-12-12	***C6245F1212***
1 5/16"-12	1"	1"	340-16-16	***C6145F1616***	640-16-16	***C6245F1616***
1⅝"-12	1¼"	1¼"	340-20-20	***C6145F2020***	640-20-20	***C6245F2020***
1⅞"-12	1½"	1½"	340-24-24	***C6145F2424***	640-24-24	***C6245F2424***
2½"-12	2"	2"	340-32-32	***C6145F3232***	640-32-32	***C6245F3232***

MURDOCK industrial | Sales@MurdockIndustrial.com www.HoseWarehouse.com | Phone: 330-535-7105 Fax: 330-535-1125 | Skype: MurdockIndustrial

Hydraulic Suction and Return Line Hose Couplings

Application:
- designed for hydraulic suction line applications using SAE100R4 hydraulic hose

Feature:
- barbs provide easy assembly and maximum gripping action

Female SAE Stem

Hose ID	Male NPTF	*Plated Steel* Part #
¾"	¾"-14	***188-12***
1"	1"-11½	***188-16***
1¼"	1¼"-11½	***188-20***
1½"	1½"-11½	***188-24***
2"	2"-11½	***188-32***



Female SAE 37° Swivel Stem

Hose ID	Male NPTF	*Plated Steel* Part #
¾"	1-1/16"-12	***688-12***
1"	1-5/16"-12	***688-16***
1¼"	1⅝"-12	***688-20***
1½"	1⅞"-12	***688-24***
2"	2½"-12	***688-32***



- return line clamps must be used with these fittings

Double Bolt Clamps

Features:
- inner surface has dual gripping ridges
- bolt lugs are reinforced to prevent bending out of alignment
- Torque values for clamps are based on dry bolts.
- The use of lubricant on bolts will adversely effect clamp performance.
- measure hose OD accurately before ordering clamps
- Consult Dixon® when using double bolt clamps on helical wire hose.

Hose OD from	Hose OD to	*Plated Iron* Part #	Torque in ft. lbs.	Optional Qty
1-8/64"	1-12/64"	***J48***	15	100
1-40/64"	1-52/64"	***DL14***	40	25
1-48/64"	2-3/64"	***DL20***	27	25
2-7/64"	2-19/64"	***DL24*** [1]	27	25
2-20/64"	2-40/64"	***DL32*** [1]	40	25

[1] investment cast carbon steel

MURDOCK industrial | Sales@MurdockIndustrial.com www.HoseWarehouse.com | Phone: 330-535-7105 Fax: 330-535-1125 | Skype: MurdockIndustrial

Hydraulic Hose Stems

Features:
- stems have a collar behind the hex to engage clamp fingers
- reference clamps on page 75

NPTF Size	*Plated Steel* Part #
½"	***HY4***
1"	***HY8***

NPTF Size	*Plated Steel* Part #
1¼"	***HY10***
1½"	***HY12***
2"	***HY16***

Hydraulic Hose Clamps For 1 Wire Hose

Feature:
- for use only on 1 wire hydraulic hoses

Hose ID	Hose OD from	Hose OD to	*Plated Iron* Part #	Torque in ft. lbs.
⅜"	48/64"	50/64"	***HD1-3***	12
½"	56/64"	60/64"	***HD1-4***	18
¾"	1-10/64"	1-14/64"	***HD1-6***	18
1"	1-29/64"	1-35/64"	***HD1-8***	36

Hydraulic Hose Clamps For 1 or 2 Wire Hose

Features:
- for use only on 1 or 2 wire hydraulic hoses
- This clamp *should not* be used on 4 or 6 wire hydraulic hose even when hose falls within recommended ranges.

Hose ID	Hose OD from	Hose OD to	*Plated Iron* Part #	Torque in ft. lbs.
⅜"	50/64"	52/64"	***HRC-037***	18
½"	57/64"	1"	***HRC-050***	18
¾"	1-16/64"	1-20/64"	***HRC-075***	36
1"	1-37/64"	1-41/64"	***HRC-100***	64
1¼"	1-54/64"	1-62/64"	***HRC-125***	90
1½"	2-10/64"	2-18/64"	***HRC-150***	90
2"	2-43/64"	2-52/64"	***HRC-200***	90

Inline Hydraulic Filters

Features:
- provides protection for small, high pressure systems
- installs at the pressure side of a pump
- conically shaped bronze element positioned by a retaining spring to allow true, uninterrupted flow
- standard 25 micron bronze element can be easily cleaned or replaced
- temperature range: **35°F** to **200°F (2°C** to **93°C)**
- maximum operating pressure: **3000 PSI**

Female SAE	Overall Length	Diameter	*Plated Steel* Part #
9/16" - 18	3¼"	1½"	***9152***
¾" - 16	3¼"	1½"	***9153***

MURDOCK industrial | Sales@MurdockIndustrial.com www.HoseWarehouse.com | Phone: 330-535-7105 Fax: 330-535-1125 | Skype: MurdockIndustrial

Pipe and Tube Clamps

Applications:
- standard hydraulic applications, general pipe construction, electric cables, etc.
- *Standard and twin series clamps* are recommended for systems with less than 1500 PSI without dynamic loads.
- *Heavy duty clamps* are recommended for systems with greater than 1500 PSI operating pressure.

Features:
- clamps are welded in place to secure the pipe or tubing
- polypropylene cushions reduce wear due to vibration
- kit includes clamp with weld plate, cover plate and bolts

Standard Series

Pipe Nom. Bore/Tube OD	Length	Width	Height	*Steel & Polypropylene* Part #
⅛" pipe	1.65"	1.18"	1.30"	***HST02P***
¼" pipe	1.89"	1.18"	1.54"	***HST04P***
¼" tube	1.65"	1.18"	1.30"	***HST04T***
5/16" tube	1.65"	1.18"	1.30"	***HST05T***
⅜" pipe	1.89"	1.18"	1.54"	***HST06P***
⅜" tube	1.65"	1.18"	1.30"	***HST06T***
½" pipe	2.17"	1.18"	1.61"	***HST08P***
½" tube	1.89"	1.18"	1.54"	***HST08T***
⅝" tube	1.89"	1.18"	1.54"	***HST10T***
¾" pipe	2.44"	1.18"	1.89"	***HST12P***
¾" tube	2.17"	1.18"	1.61"	***HST12T***
⅞" tube	2.17"	1.18"	1.61"	***HST14T***
1" pipe	2.91"	1.18"	2.52"	***HST16P***
1" tube	2.17"	1.18"	1.61"	***HST16T***
1¼" pipe	2.91"	1.18"	2.52"	***HST20P***
1¼" tube	2.91"	1.18"	2.52"	***HST20T***
1½" pipe	3.46"	1.18"	2.83"	***HST24P***
1½" tube	2.91"	1.18"	2.52"	***HST24T***
2" tube	3.46"	1.18"	2.83"	***HST32T***

Twin Series

Pipe Nom. Bore/Tube OD	Length	Width	Height	*Steel & Polypropylene* Part #
⅛" pipe	1.46"	1.18"	1.36"	***HTW02P***
¼" pipe	1.46"	1.18"	1.36"	***HTW04P***
¼" tube	1.46"	1.18"	1.36"	***HTW04T***
5/16" tube	1.46"	1.18"	1.36"	***HTW05T***
⅜" pipe	2.17"	1.18"	1.42"	***HTW06P***
⅜" tube	1.46"	1.18"	1.36"	***HTW06T***
½" pipe	2.76"	1.18"	1.85"	***HTW08P***
½" tube	2.17"	1.18"	1.42"	***HTW08T***
⅝" tube	2.17"	1.18"	1.42"	***HTW10T***
¾" pipe	3.35"	1.18"	2.05"	***HTW12P***
¾" tube	2.76"	1.18"	1.85"	***HTW12T***
⅞" tube	2.76"	1.18"	1.85"	***HTW14T***
1" pipe	4.33"	1.18"	2.52"	***HTW16P***
1" tube	2.76"	1.18"	1.85"	***HTW16T***
1¼" pipe	4.33"	1.18"	2.52"	***HTW20P***
1¼" tube	4.33"	1.18"	2.52"	***HTW20T***
1½" tube	4.33"	1.18"	2.52"	***HTW24T***

MURDOCK industrial | Sales@MurdockIndustrial.com www.HoseWarehouse.com | Phone: 330-535-7105 Fax: 330-535-1125 | Skype: MurdockIndustrial

Pipe and Tube Clamps

Heavy Duty Series

Pipe Nom. Bore/Tube OD	Length	Width	Height	*Steel & Polypropylene* Part #
⅛" pipe	2.87"	1.18"	1.89"	***HHD02P***
¼" pipe	2.87"	1.18"	1.89"	***HHD04P***
¼" tube	2.87"	1.18"	1.89"	***HHD04T***
5/16" tube	2.87"	1.18"	1.89"	***HHD05T***
⅜" pipe	2.87"	1.18"	1.89"	***HHD06P***
⅜" tube	2.87"	1.18"	1.89"	***HHD06T***
½" pipe	3.35"	1.18"	2.52"	***HHD08P***
½" tube	2.87"	1.18"	1.89"	***HHD08T***
⅝" tube	2.87"	1.18"	1.89"	***HHD10T***
¾" pipe	3.35"	1.18"	2.52"	***HHD12P***
¾" tube	3.35"	1.18"	2.52"	***HHD12T***
⅞" tube	3.35"	1.18"	2.52"	***HHD14T***
1" pipe	3.94"	1.18"	2.99"	***HHD16P***
1" tube	3.35"	1.18"	2.52"	***HHD16T***
1¼" pipe	5.51"	1.77"	4.33"	***HHD20P***
1¼" tube	3.94"	1.18"	2.99"	***HHD20T***
1½" pipe	5.51"	1.77"	4.33"	***HHD24P***
1½" tube	3.94"	1.18"	2.99"	***HHD24T***
2" pipe	5.51"	1.77"	4.33"	***HHD32P***
2" tube	5.51"	1.77"	4.33"	***HHD32T***

MURDOCK industrial | Sales@MurdockIndustrial.com www.HoseWarehouse.com | Phone: 330-535-7105 Fax: 330-535-1125 | Skype: MurdockIndustrial

Ball ..... 532 to 546

Bronze ..... 532 to 534, 537
- Domestic 532
- Full port 532
- Locking handle 533
- 250 lb. steam 534
- Safety vented 534
- With NPT tap for drain 534
- Dual Y 537
- 3-way diverting L flow 538

Brass ..... 533, 535 to 538
- Deadman spring return 533
- Imported 535
- With locking handle 535
- Global 536
- Solder end 536
- Lead free brass 536
- Mini's 537
- 3-way diverting T flow 538

Stainless ..... 538 to 542
- 3-way diverting L flow 538
- 2-piece 539
- Full port 539
- With locking handle 540
- Reduced port 540
- 3-piece industrial 541
- Deadman spring return 541
- Industrial wafer 542

Mann Tek full flow 542, 543

Carbon steel 544, 545

High pressure, full bore 544

150# flanged 545

Polypropylene 545, 546

Gate 547

Globe 548

Butterfly ..... 548 to 549

Betts Wet-R-Dri™ 548

Ductile iron 549

Control ..... 550 to 551

Series F 550

Series MV 550

Series PF 551

Series N 551

Needle ..... 552 to 553, 555

Mini 552

Multiport 552

Block and bleed 553

Female x female 555

Button & Tank Filler 554

External Drains 554

Check ..... 556 to 560

Safety 556

Safety pop-off 557

Series C 558

Ball cone 558

800 PSI 559

Forged steel 559

Spring loaded ..... 559 to 560

Swing 560

Drum Valves ..... 561 to 562

Wrenches 561

Faucets 561

Thread adapters 562

Gate valves 562

- Sanitary valves are located on pages: 631 - 652
- Fire valves are located on pages: 821 - 842

MURDOCK industrial | Sales@MurdockIndustrial.com www.HoseWarehouse.com | Phone: 330-535-7105 Fax: 330-535-1125 | Skype: MurdockIndustrial

Domestic Bronze Ball Valves

Application:
- for control of air, water, oil and gas in hose or pipe lines, for other services, please contact Dixon®

Features:
- pressure rating: **600 PSI** WOG; **150 PSI** saturated steam
- bronze valve bodies, balls and stems
- blow-out proof stems
- glass-filled reinforced PTFE seats and stuffing box ring; stem seals and washers
- plated steel handles and nuts with vinyl sleeves replacements available, contact Dixon® for pricing
- full and standard port valves are repairable
- meets WW-V 35C, Type II Composition

Female NPT	Port	*Bronze* Part #
¼"	full	***BBV25***
⅜"	full	***BBV38***
½"	full	***BBV50***
¾"	standard	***BBV75***
1"	standard	***BBV100***
1¼"	standard	***BBV125***
1½"	standard	***BBV150***
2"	standard	***BBV200***
2½"	standard	***BBV250***
3"	standard	***BBV300***

Domestic Full Port Bronze Ball Valves

Features:
- machined solid chrome-plated ball
- multi-fill RPTFE seats and seals
- adjustable packing
- blow-out proof stem design
- bronze castings
- vacuum service to 29 inches Hg
- pressure rating: **600 PSI** WOG; **150 PSI** saturated steam

Female NPT	Port	*Bronze* Part #
¾"	full	***BBV75FP***
1"	full	***BBV100FP***
1¼"	full	***BBV125FP***
1½"	full	***BBV150FP***
2"	full	***BBV200FP***

MURDOCK industrial | Sales@MurdockIndustrial.com www.HoseWarehouse.com | Phone: 330-535-7105 Fax: 330-535-1125 | Skype: MurdockIndustrial

Locking Handle Bronze Ball Valves

Application:
- for control of air, water, oil and gas in hose or pipe lines, for other services, please contact Dixon®

Features:
- pressure rating: **600 PSI** WOG; **150 PSI** saturated steam
- blow-out proof RPTFE stem
- chrome-plated bronze ball
- Stainless steel sliding lock mechanism secures handle in open or closed position; can be padlocked opened or closed.
- plated steel handles and nuts with vinyl sleeves
- full and standard port valves are repairable



Female NPT	Port	*Bronze* Part #
¼"	full	***BBLV25***
⅜"	full	***BBLV38***
½"	full	***BBLV50***
¾"	standard	***BBLV75***
1"	standard	***BBLV100***
1¼"	standard	***BBLV125***
1½"	standard	***BBLV150***
2"	standard	***BBLV200***

Bronze Ball Valves

Applications:
- for air, water, oil and gas service

Features:
- pressure rating: **600 PSI**, cold non-shock pressure rating: **150 PSI** saturated steam
- chromium plated ball
- RTFE seats and stuffing box ring
- blow-out proof stem
- adjustable packing gland

Male NPT x Female NPT	Port	*Bronze* Part #
½"	standard	***BMV50***
¾"	standard	***BMV75***
1"	standard	***BMV100***

"Deadman" Spring Return Handle Brass Ball Valves

Features:
- pressure rating: **600 PSI** WOG; **150 PSI** saturated steam
- vacuum service to 29 inches Hg
- stainless steel lever
- chromium plated ball
- RTFE seats and stuffing box ring
- blow-out proof stem design
- adjustable packing gland
- spring return closes valve when not held open
- operating torque approximately three times standard valve torque

Female NPT	Port	*Brass* Part #
½"	full	***BBV50SR***
¾"	standard	***BBV75SR***
1"	standard	***BBV100SR***
1½"	standard	***BBV150SR***
2"	standard	***BBV200SR***

MURDOCK industrial | Sales@MurdockIndustrial.com www.HoseWarehouse.com | Phone: 330-535-7105 Fax: 330-535-1125 | Skype: MurdockIndustrial

250 Lb. Steam Ball Valves

Application:
- recommended for use with fluids with widely varying temperatures and/or thermal expansion rates

Features:
- pressure rating: **600 PSI**; **250 PSI** saturated steam
- vacuum service to 29 inches Hg
- bronze body
- 316 stainless steel ball and stem
- blow-out proof stem design
- multi-fill RPTFE seats
- multi-fill stuffing box ring
- high temperature MTFE stem packing
- adjustable packing gland
- maximum temperature: **450°F (232°C)**

Female NPT	Port	*Bronze* Part #
½"	full	***BBV50ST***
¾"	standard	***BBV75ST***
1"	standard	***BBV100ST***
2"	standard	***BBV200ST***

Safety Vented Ball Valves

Application:
- for air service only

Features:
- pressure rating: **0-125 PSI**
- vent downstream air in accordance with OSHA regulation 1910.147 for pneumatic systems
- bronze valve
- chromium plated ball
- RTFE seats and stuffing box ring
- blow-out proof stem design
- adjustable packing gland

Female NPT	Port	*Bronze* Part #
¼"	full	***BBV25LV***
⅜"	full	***BBV38LV***
½"	full	***BBV50LV***
¾"	standard	***BBV75LV***
1"	standard	***BBV100LV***
1¼"	standard	***BBV125LV***
1½"	standard	***BBV150LV***
2"	standard	***BBV200LV***

Bronze Ball Valves with NPT Tap for Drain

Application:
- recommended for water and air service

Features:
- pressure rating: **125 PSI** WOG
- vent downstream air in accordance with OSHA regulations for pneumatic systems
- chromium plated ball
- RTFE seats and stuffing box ring
- blow-out proof stem
- adjustable packing gland
- auto-drain / auto-vent
- ¼" NPT tapped port provides additional options such as an air venting elbow or noise muffler

Female NPT	Port	*Bronze* Part #
¼"	full	***BBV25VT***
⅜"	full	***BBV38VT***
½"	full	***BBV50VT***
¾"	full	***BBV75VT***
1"	full	***BBV100VT***

MURDOCK industrial | Sales@MurdockIndustrial.com www.HoseWarehouse.com | Phone: 330-535-7105 Fax: 330-535-1125 | Skype: MurdockIndustrial

Imported Brass Ball Valves

Application:
- for control of air, water, oil and gas in hose or pipe lines, for other services please contact Dixon®

Features:
- pressure rating: **600 PSI** WOG; **150 PSI** Working Steam Pressure
- forged brass body
- blow-out proof stems
- PTFE seat, seal and thrust washer
- chrome-plated brass ball and plated steel handle
- maximum temperature: **366°F (186°C)**
- Underwriters Listed

female NPT x female NPT

Size	Port	*Brass* Part #
¼"	full	***FBV25***
⅜"	full	***FBV38***
½"	full	***FBV50***
¾"	full	***FBV75***
1"	full	***FBV100***
1¼"	full	***FBV125***
1½"	full	***FBV150***
2"	full	***FBV200***

female NPT x female NPT

Size	Port	*Brass* Part #
2½"	full	***FBV250***
3"	full	***FBV300***
4"	full	***FBV400***

Imported Brass Ball Valve with Locking Handle

Application:
- for control of air, water, oil and gas in hose or pipe lines, for other services please contact Dixon®

Features:
- pressure ratings: **600 PSI** WOG; **150 PSI** Working Steam Pressure
- forged brass body
- blow-out proof stem
- PTFE seat, seal and thrust washer
- chrome-plated brass ball and plated steel handle
- maximum temperature: **366°F (186°C)**

Female NPT	Port	*Brass* Part #
½"	full	***FBVL50***
¾"	full	***FBVL75***
1"	full	***FBVL100***
1¼"	full	***FBVL125***
1½"	full	***FBVL150***
2"	full	***FBVL200***
2½"	full	***FBVL250***
3"	full	***FBVL300***
4"	full	***FBVL400***

MURDOCK industrial | Sales@MurdockIndustrial.com www.HoseWarehouse.com | Phone: 330-535-7105 Fax: 330-535-1125 | Skype: MurdockIndustrial

Global Brass Ball Valves

Application:
- for water and air only

Features:
- pressure ratings:
  - ¼" - ⅜" rated to **365 PSI**
  - ½" - 2" rated to **600 PSI**
- forged brass body
- maximum temperature: **248°F (120°C)**

Female NPT	Port	*Forged Brass* Part #
¼"	full	***FBVG25***
⅜"	full	***FBVG38***
½"	full	***FBVG50***
¾"	full	***FBVG75***
1"	full	***FBVG100***
1¼"	full	***FBVG125***
1½"	full	***FBVG150***
2"	full	***FBVG200***

Solder End Brass Ball Valves

Application:
- provides protection against potential gas leakage under extreme duty or low pressure applications

Features:
- pressure rating: **600 PSI** WOG; **150 PSI** working steam pressure
- maximum temperature: **366°F (186°C)**
- brass body
- blow-out proof stem
- chrome-plated brass ball
- adjustable stem packing nut
- PTFE seat, seal, and thrust washer

Size	Port	*Brass* Part #
½"	full	***FBV50SE***
¾"	full	***FBV75SE***
1"	full	***FBV100SE***
1¼"	full	***FBV125SE***
1½"	full	***FBV150SE***
2"	full	***FBV200SE***

Lead Free Brass Ball Valves

Features:
- lead free refers to the wetted surface of pipes, fittings and fixtures in potable water systems that have a weighted average lead content = 0.25% Source: California Health & Safety Code (116875). Vermont Act 193*171NLF
- pressure rating: **600 WOG - 150 WSP**
- maximum temperature: **366°F (186°C)**
- PTFE seat and double O-ring stem packing

Female NPT	Port	*Lead Free Brass* Part #
½"	full	***LFV50***
¾"	full	***LFV75***
1"	full	***LFV100***
1¼"	full	***LFV125***
1½"	full	***LFV150***
2"	full	***LFV200***

MURDOCK industrial | Sales@MurdockIndustrial.com www.HoseWarehouse.com | Phone: 330-535-7105 Fax: 330-535-1125 | Skype: MurdockIndustrial

Dual Y Valves

Application:
- ideal for compressor applications

Features:
- dual action valve
- non-vented pressure rating: **600 PSI** WOG
- vented pressure rating: **125 PSI** Cold Working Pressure

Vented

Female NPT Inlet (1)	Female NPT Outlets (2)	*Bronze* Part #
1"	¾"	***BBV100DWV***
1¼"	¾"	***BBV125DWV***

Non-Vented

Female NPT Inlet (1)	Female NPT Outlets (2)	*Bronze* Part #
1"	¾"	***BBV100DW***
1¼"	¾"	***BBV125DW***

Mini Ball Valves

Features:
- pressure rating: **450 PSI**
- nickel plated brass body
- PTFE seats and FKM stem seal
- blow-out proof stem
- maximum temperature **330°F (166°C)**
- Canadian Standard Association approved



Female NPT	Port	*Nickel Plated Brass* Part #
⅛"	standard	***MBV12***
¼"	standard	***MBV25***
⅜"	standard	***MBV38***
½"	standard	***MBV50***

MURDOCK industrial | Sales@MurdockIndustrial.com www.HoseWarehouse.com | Phone: 330-535-7105 Fax: 330-535-1125 | Skype: MurdockIndustrial

3-Way Brass Diverting Ball Valves T Flow

female NPT x female NPT x female NPT

Features:
- pressure rating: **400 PSI** WOG; **100 PSI** saturated steam
- brass body
- blow-out proof stem
- chrome plated brass ball
- PTFE seats, seals, and thrust washer
- adjustable stem packing
- maximum temperature: **366°F (186°C)**

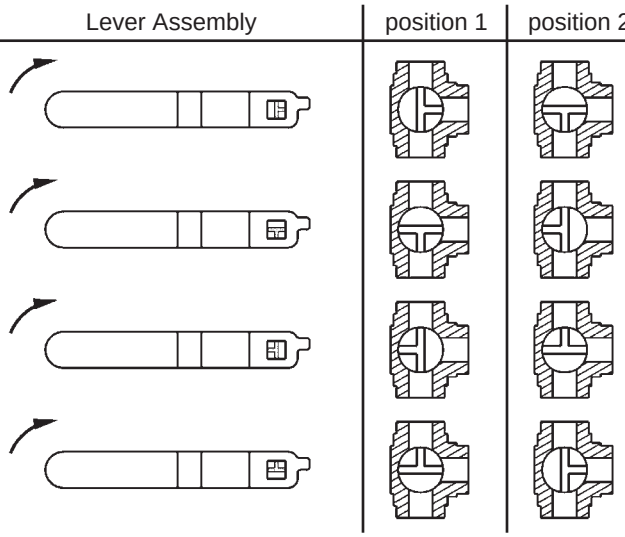

Size	Port	*Brass* Part #
½"	standard	***BBV50DTW***
¾"	standard	***BBV75DTW***
1"	standard	***BBV100DTW***
1¼"	standard	***BBV125DTW***
1½"	standard	***BBV150DTW***
2"	standard	***BBV200DTW***

Note: ¼ turn handle can be adjusted to any orientation. Notches on the valve stem reflect the three openings on the ball.

3-Way Brass Diverting Ball Valves L Flow

female NPT x female NPT x female NPT

Features:
- can be used with gasoline and diesel fuel
- pressure rating: **400 PSI** WOG
- bronze body
- blow-out proof stem
- chromium-plated ball
- RPTFE seats and stuffing box ring
- stainless steel handle and nut with vinyl sleeve
- adjustable packing gland

Size	Port	*Bronze* Part #
½"	full	***BBV50TW*** [1]
¾"	standard	***BBV75TW***
1"	standard	***BBV100TW***

[1] carbon steel handle and nut with vinyl sleeve

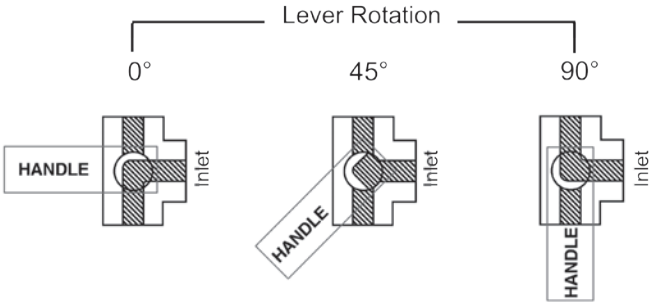

Features:
- rated to **800 PSI** WOG
- stainless steel body and ball
- blow-out proof stem
- RPTFE seats and stuffing box ring
- stainless steel handle and nut with vinyl sleeve
- adjustable packing gland
- meets NACE MR-01-75

Size	Port	*Stainless Steel* Part #
½"	full	***SSBV50TW***
¾"	standard	***SSBV75TW***
1"	standard	***SSBV100TW***

MURDOCK industrial | Sales@MurdockIndustrial.com www.HoseWarehouse.com | Phone: 330-535-7105 Fax: 330-535-1125 | Skype: MurdockIndustrial

2-Piece Domestic Stainless Steel Ball Valves

Features:
- pressure rating: **1,000 PSI** Cold Working Pressure
- pressure rating: **150 PSI** saturated steam
- vacuum service to 29 inches Hg
- 316 stainless body, ball and stem
- PTFE seal
- blow-out proof stem
- vinyl handle cover
- temperature range: **-40°F** to **400°F (-40°C** to **204°C)**

Female NPT	Port	*316 Stainless Steel* Part #
¼"	full	***DSBV25***
⅜"	full	***DSBV38***
½"	full	***DSBV50***
¾"	full	***DSBV75***
1"	full	***DSBV100***
1¼"	full	***DSBV125***
1½"	full	***DSBV150***
2"	full	***DSBV200***

Stainless Steel Ball Valves Full Port

Applications:
- for use with water, oil and gas

Features:
- pressure rating: ¼" - 2" rated to **1000 PSI** WOG (CWP)
  2½" - 3" rated to **800 PSI** WOG (CWP)
  100 PSI saturated steam
- 316 stainless steel body, ball and stem
- RPTFE seat, joint gasket and thrust washer
- blow-out proof stem design
- temperature range: **-20°F** to **446°F (-29°C** to **230°C)** as long as the valve is run fully open/ closed

Female NPT	Port	*316 Stainless Steel* Part #
¼"	full	***SSBV25***
⅜"	full	***SSBV38***
½"	full	***SSBV50***
¾"	full	***SSBV75***
1"	full	***SSBV100***
1¼"	full	***SSBV125***
1½"	full	***SSBV150***
2"	full	***SSBV200***
2½"	full	***SSBV250***
3"	full	***SSBV300***

MURDOCK industrial | Sales@MurdockIndustrial.com www.HoseWarehouse.com | Phone: 330-535-7105 Fax: 330-535-1125 | Skype: MurdockIndustrial

Stainless Steel Ball Valves Full Port with Locking Handle

Applications:
- for use with water, oil and gas

Features:
- pressure rating: ¼" - 2" rated to **1000 PSI** WOG (CWP)
  2½" - 3" rated to **800 PSI** WOG (CWP)
  100 PSI saturated steam
- 316 stainless steel body, ball and stem
- RPTFE seat, joint gasket and thrust washer
- plastic cover on handle
- blow-out proof stem design
- temperature range: **-20°F** to **356°F (-29°C** to **180°C)**
- lockable
- not recommended as a throttling valve

Female NPT	Port	*316 Stainless Steel* Part #
¼"	full	***SSLBV25***
⅜"	full	***SSLBV38***
½"	full	***SSLBV50***
¾"	full	***SSLBV75***
1"	full	***SSLBV100***
1¼"	full	***SSLBV125***
1½"	full	***SSLBV150***
2"	full	***SSLBV200***
2½"	full	***SSLBV250***
3"	full	***SSLBV300***

Stainless Steel Ball Valves Reduced Port with Locking Handle



Applications:
- for use with water, oil and gas

Features:
- pressure rating: **1000 PSI** WOG; **100 PSI** saturated steam
- 316 stainless steel body, ball and stem
- RPTFE seat, joint gasket and thrust washer
- plastic cover on handle
- blow-out proof stem design
- temperature range: **-20°F** to **356°F (-29°C** to **180°C)**
- lockable
- not recommended as a throttling valve

Female NPT	Port	*316 Stainless Steel* Part #
¼"	reduced	***SSLBV25SP***
⅜"	reduced	***SSLBV38SP***
½"	reduced	***SSLBV50SP***
¾"	reduced	***SSLBV75SP***
1"	reduced	***SSLBV100SP***
1¼"	reduced	***SSLBV125SP***
1½"	reduced	***SSLBV150SP***
2"	reduced	***SSLBV200SP***

MURDOCK industrial | Sales@MurdockIndustrial.com www.HoseWarehouse.com | Phone: 330-535-7105 Fax: 330-535-1125 | Skype: MurdockIndustrial

3-Piece Industrial Stainless Steel Ball Valves FNPT

Features:
- blow out proof stem
- live-loaded stem packing
- swing out design for easy maintenance
- ISO 5211 mounting pad
- RTFE seat and seals
- maximum temperature: **400°F (200°C)**
- maximum pressure: ¼" - ½" **1,000 PSI** WOG at 65°F, 2½" - 3" **800 PSI** WOG at 65°F, 4" **600 PSI** WOG at 65°F

Female NPT	Port	PSI @ 65°F	Body Length	*CF8M Stainless Steel* Part #
½"	full	**1000**	2.8"	***BV2IGN05011-A***
¾"	full	**1000**	3.1"	***BV2IGN07511-A***
1"	full	**1000**	3.3"	***BV2IGN10011-A***
1¼"	full	**1000**	4.1"	***BV2IGN12511-A***
1½"	full	**1000**	4.4"	***BV2IGN15011-A***
2"	full	**1000**	5.1"	***BV2IGN20011-A***
2½"	full	**800**	6.6"	***BV2IGN25011-A***
3"	full	**800**	7.3"	***BV2IGN30011-A***
4"	full	**600**	8.9"	***BV2IGN40011-A***

3-Piece Industrial Stainless Steel Ball Valves Socket Weld

Female NPT	Port	PSI @ 65°F	Body Length	*CF8M Stainless Steel* Part #
½"	full	**1000**	2.8"	***BV2IGN05033-A***
¾"	full	**1000**	3.1"	***BV2IGN07533-A***
1"	full	**1000**	3.3"	***BV2IGN10033-A***
1¼"	full	**1000**	4.1"	***BV2IGN12533-A***
1½"	full	**1000**	4.4"	***BV2IGN15033-A***
2"	full	**1000**	5.1"	***BV2IGN20033-A***
2½"	full	**800**	6.6"	***BV2IGN25033-A***
3"	full	**800**	7.3"	***BV2IGN30033-A***
4"	full	**600**	8.9"	***BV2IGN40033-A***

"Deadman" Spring Return Handle Stainless Steel Ball Valves

Features:
- pressure rating: **2000 PSI** WOG ½" to 1"; **1500 PSI** WOG 1¼" to 2"
- **150 PSI** saturated steam, all sizes
- vacuum service to 29 inches Hg, all sizes
- PTFE seal
- blow-out proof stem design
- adjustable packing gland
- spring return closes valve when not held open
- operating torque approximately three times standard valve torque

Female NPT	Port	*316 Stainless Steel* Part #
½"	full	***SSBV50SR***
¾"	standard	***SSBV75SR***
1"	standard	***SSBV100SR***
1¼"	standard	***SSBV125SR***
1½"	standard	***SSBV150SR***
2"	standard	***SSBV200SR***

MURDOCK industrial | Sales@MurdockIndustrial.com www.HoseWarehouse.com | Phone: 330-535-7105 Fax: 330-535-1125 | Skype: MurdockIndustrial

Valves

Industrial Wafer Ball Valves

Features:
- ANSI Class 150 wafer style ball valve
- full port, sizes 1" to 4"
- blow out proof stem
- ideal option to high performance butterflies
- space saving
- anti-static stem design
- locking plate included

Materials:
- body: CF8M
- ball and end connection: 316 stainless steel
- elastomers: FKM
- seats: 25% carbon reinforced PTFE

Size	*Stainless Steel* Part #
1"	***BV2IC-100WW-A***
1¼"	***BV2IC-125WW-A***
1½"	***BV2IC-150WW-A***
2"	***BV2IC-200WW-A***
2½"	***BV2IC-250WW-A***
3"	***BV2IC-300WW-A***
4"	***BV2IC-400WW-A***

Mann Tek Full Flow Ball Valves

Features:
- high flow rate; low pressure drop
- wetted parts are aluminum and stainless steel
- FPM seals
- spindle can be disassembled even when ball valve is installed
- working pressure: **150 PSI** at ambient temperature **70°F (21°C)**
- standard valve ports - female NPT, socket weld for Schedule 40 pipe and grooved
- optional ports include DN flange, butt weld and 150# flange, contact Dixon® for details
- two ports - one inlet and one outlet

One-Way Full Flow Ball Valve Female NPT

Size	*Aluminum* Part #
2"	***1WAYBV200***
3"	***1WAYBV300***
4"	***1WAYBV400***

One-Way Full Flow Ball Valve Socket Weld

Size	Bore	*Aluminum* Part #
2"	2.390"	***1WAYBV200SW***
3"	3.530"	***1WAYBV300SW***

One-Way Full Flow Ball Valve Grooved

Size	*Aluminum* Part #
2"	***1WAYBV200VIC***
3"	***1WAYBV300VIC***

MURDOCK industrial | Sales@MurdockIndustrial.com www.HoseWarehouse.com | Phone: 330-535-7105 Fax: 330-535-1125 | Skype: MurdockIndustrial

Mann Tek Full Flow Ball Valves

Features:
- high flow rate; low pressure drop
- wetted parts are aluminum and stainless steel
- FPM seals
- spindle can be disassembled even when ball valve is installed
- working pressure: **150 PSI** at ambient temperature **70°F (21°C)**
- standard valve ports - female NPT, socket weld for Schedule 40 pipe and grooved
- optional ports include DN flange, butt weld and 150# flange, contact Dixon® for details
- three ports - one inlet and two outlets, valve directs the flow from the inlet to either of the two outlets
- commonly used for switching compartments or tanks

Two-Way Full Flow Ball Valve Female NPT

Size	*Aluminum* Part #
2"	***2WAYBV200***
3"	***2WAYBV300***
4"	***2WAYBV400***

Two-Way Full Flow Ball Valve Socket Weld

Size	Bore	*Aluminum* Part #
2"	2.390"	***2WAYBV200SW***
3"	3.530"	***2WAYBV300SW***

Two-Way Full Flow Ball Valve Grooved

Size	*Aluminum* Part #
2"	***2WAYBV200VIC3***
3"	***2WAYBV300VIC3***

MURDOCK industrial | Sales@MurdockIndustrial.com www.HoseWarehouse.com | Phone: 330-535-7105 Fax: 330-535-1125 | Skype: MurdockIndustrial

Carbon Steel Ball Valves

Applications:
- for control of air, water, oil and gas in hose or pipe lines, for other services please contact Dixon®

Features:
- pressure rating: **150 PSI** saturated steam
- carbon steel body
- chromium plated ball
- RPTFE seat and seal
- blow-out proof stem
- adjustable packing gland

Female NPT	PSI	Port	*Carbon Steel* Part #
¼"	**2000**	full	***IBV25***
⅜"	**2000**	full	***IBV38***
½"	**2000**	standard	***IBV50***
¾"	**2000**	standard	***IBV75***
1"	**2000**	standard	***IBV100***
1¼"	**1500**	standard	***IBV125***
1½"	**1500**	standard	***IBV150***
2"	**1500**	standard	***IBV200***

High Pressure Full-Bore Ball Valves

Features:
- blow-out proof stem
- rugged construction
- FKM/FPM seals
- POM (Polyacetal) ball seats

Female NPT	PSI	*Carbon Steel* Part #	SAE Part #	PSI	*316 Stainless Steel* Part #
¼"	**7350**	***HPBV25***	***HPBV25SAE***	**5880**	***HPBV25SS***
⅜"	**7350**	***HPBV38***	***HPBV38SAE***	**5880**	***HPBV38SS***
½"	**7350**	***HPBV12***	***HPBV12SAE***	**5880**	***HPBV12SS***
¾"	**6000**	***HPBV34***	***HPBV34SAE***	**5145**	***HPBV34SS***
1"	**6000**	***HPBV10***	***HPBV10SAE***	**5145**	***HPBV10SS***
1¼"	**6000**	***HPBV125***	***HPBV125SAE***	**---**	**---**
1½"	**6000**	***HPBV150***	***HPBV150SAE***	**---**	**---**
2"	**6000**	***HPBV200***	***HPBV200SAE***	**---**	**---**

High Pressure Full-Bore **3-Way** Ball Valves

Standard L 90°

Features:
- temperature range: **-20°F** to **215° F (-29°C** to **102°C)**
- rugged construction
- FKM seals
- POM (polyacetal) ball seats
- black oxide coating
- nickel plated ball

Female NPT	PSI	*Carbon Steel* Part #
½"	**5145**	***HPBV12-3WAY***
¾"	**5145**	***HPBV34-3WAY***
1"	**5145**	***HPBV10-3WAY***

MURDOCK industrial | Sales@MurdockIndustrial.com www.HoseWarehouse.com | Phone: 330-535-7105 Fax: 330-535-1125 | Skype: MurdockIndustrial

150# Flanged Ball Valves

Applications:
- suitable for air, water, oil and gas

Features:
- product approvals include: LP gas shut-off valves, flammable liquid shut-off valves, gas shut-off valves, compressed gas shut-off valves, and anhydrous ammonia shut-off valves
- body: ASTM A216 WCB
- RPTFE seat
- vacuum service to 29 inches of Hg
- pressure rating: **150 PSIG** saturated steam
- temperature up to **400°F (204°C)**
- PSI rating up to **280 PSI**
- four point ISO 5211 mounting pad bolt pattern
- anti-static grounded ball and stem
- blow-out proof stem design
- bleed/drain port (cast) ½" NPT
- fire safe (graphite packing and seal)
- adjustable packing gland

Size	Port	*Carbon Steel* Part #
2"	full	***FLBV200CS***
2½"	full	***FLBV250CS***
3"	full	***FLBV300CS***
4"	full	***FLBV400CS***
6"	full	***FLBV600CS***
8"	full	***FLBV800CS***

- For flange dimensions, diagrams and additional information please reference dixonvalve.com.

Polypropylene Bolted Ball Valves

Features:
- pressure rating: ½" - 3" is rated to **125 PSI** at **70°F (21°C)**
  4" is rated to **90 PSI** at **70°F (21°C)**
- chemically-resistant, reinforced polypropylene
- PTFE ball seat
- EPDM O-ring body seal, FKM O-ring stem seal
- 304 stainless steel nuts and bolts
- FDA approved material

Polypropylene 4-Bolt Ball Valves

Female NPT	Port	*Polypropylene* Part #
½"	full	***PVFP50***
¾"	full	***PVFP75***
1"	full	***PVFP100***
1½"	full	***PVFP150***
1"	standard	***PV100***
2"	standard	***PV200***

Polypropylene 6-Bolt Ball Valves

Female NPT	Port	*Polypropylene* Part #
2"	full	***PVFP200***
3"	full	***PVFP300***

Polypropylene 8-Bolt Ball Valves

Female NPT	Port	*Polypropylene* Part #
4"	full	***PVFP400***

MURDOCK industrial | Sales@MurdockIndustrial.com www.HoseWarehouse.com | Phone: 330-535-7105 Fax: 330-535-1125 | Skype: MurdockIndustrial

Polypropylene Compact Bolted Ball Valves

Features:
- pressure rating: **125 PSI** at **70°F (21°C)**
- chemically-resistant, reinforced polypropylene body, PTFE ball seat
- EPDM O-ring body seal, FKM O-ring stem seals
- 304 stainless steel nuts and bolts
- FDA approved material

Polypropylene Compact Bolted Ball Valve

Female NPT	Port	Body Length	*Polypropylene* Part #
2"	full	4⅞"	***PVFPS200***

Polypropylene Compact Bolted Ball Valve

Female NPT x Male Adapter	Port	Body Length	*Polypropylene* Part #
2"	full	6⅞"	***PVFPSA200***

Polypropylene 45° Single Union Nozzle Valves

Features:
- pressure rating: **125 PSI** at **70°F (21°C)**
- corrosion resistant polypropylene body, PTFE ball seats
- EPDM O-ring
- FDA approved material

Female NPT x Nozzle	Port	*Polypropylene* Part #
1"	full	***SUBVN100***

Polypropylene Bolted Ball Valves with Nozzle

Features:
- pressure rating: **125 PSI** at **70°F (21°C)**
- chemically-resistant, reinforced polypropylene body, PTFE ball seat
- EPDM O-ring body seals, FKM O-ring stem seals
- 304 stainless steel nuts and bolts
- FDA approved material
- body-to-flange design allows for low torque operation

Female NPT x Nozzle	Port	*Polypropylene* Part #
1½"	full	***PVFPN150***
2"	full	***PVFPN200***
2"	standard	***PVN200***

Polypropylene Single Union Ball Valves

Features:
- pressure rating: **125 PSI** at **70°F (21°C)**
- corrosion resistant polypropylene body, PTFE ball seat
- EPDM O-ring
- FDA approved material

Female NPT	Port	*Polypropylene* Part #
½"	full	***SUBV50***
¾"	full	***SUBV75***
1"	full	***SUBV100***
1¼"	full	***SUBV125***
1½"	full	***SUBV150***
2"	full	***SUBV200***
3"	full	***SUBV300***

MURDOCK industrial | Sales@MurdockIndustrial.com www.HoseWarehouse.com | Phone: 330-535-7105 Fax: 330-535-1125 | Skype: MurdockIndustrial

Domestic Bronze Gate Valves

Features:
- Class 150
- pressure rating: **300** PSI cold working pressure, **150** PSI steam working pressure
- union bonnet
- ASME B1.20.1
- Grafoil® packing
- rising stem
- solid disc
- malleable iron handwheel
- 100% factory tested
- temperature range: **-20°F** to **406°F (-29°C** to **208°C)**

Female NPT	*Bronze* Part #
½"	***DBGV50***
¾"	***DBGV75***
1"	***DBGV100***
1¼"	***DBGV125***
1½"	***DBGV150***
2"	***DBGV200***

Stainless Steel Gate Valves

Features:
- pressure rating: **200 PSI** non-shock cold water, oil, gas
- threaded bonnet
- integral seat
- adjustable packing nut
- non-rising stem
- solid wedge disc
- iron handwheel
- 100% factory tested

brass

316 stainless

Female NPT	*Brass* Part #	*316 Stainless Steel* Part #
¼"	***BGV25***	---
⅜"	***BGV38***	---
½"	***BGV50***	***SSGV50***
¾"	***BGV75***	***SSGV75***
1"	***BGV100***	***SSGV100***
1¼"	***BGV125***	***SSGV125***
1½"	***BGV150***	***SSGV150***
2"	***BGV200***	***SSGV200***
2½"	***BGV250***	---
3"	***BGV300***	---
4"	***BGV400***	---

Forged Steel Gate Valves

Application:
- can be used for steam service

Features:
- Class 800
- ASTM A105, ANSI B120.1
- bolted bonnet
- pressure rating: **1975 PSI**
- maximum temperature: **800°F (427°C)**

Female NPT	*Forged Steel* Part #
½"	***FSGV50***
¾"	***FSGV75***
1"	***FSGV100***
1¼"	***FSGV125***
1½"	***FSGV150***
2"	***FSGV200***

MURDOCK industrial | Sales@MurdockIndustrial.com www.HoseWarehouse.com | Phone: 330-535-7105 Fax: 330-535-1125 | Skype: MurdockIndustrial

Domestic Bronze Globe Valves

Features:
- Class 150
- pressure rating: **300** PSI cold working pressure, **150** PSI steam working pressure
- union bonnet
- ASME B1.20.1
- Grafoil® packing
- PTFE disc
- malleable iron handwheel
- 100% factory tested

Female NPT	*Bronze* Part #
½"	***DGLBV50***
¾"	***DGLBV75***
1"	***DGLBV100***
1¼"	***DGLBV125***
1½"	***DGLBV150***
2"	***DGLBV200***

Forged Steel Globe Valves

Features:
- Class 800
- ASTM A105, ANSI B120.1
- bolted bonnet
- pressure rating: **1975 PSI**
- maximum temperature: **800°F (427°C)**
- can be used for steam service

Female NPT	*Forged Steel* Part #
½"	***FSGLBV50***
¾"	***FSGLBV75***
1"	***FSGLBV100***
1¼"	***FSGLBV125***
1½"	***FSGLBV150***
2"	***FSGLBV200***

Betts Wet-R-Dri™ **Butterfly Valves**

Application:
- designed for handling liquid, gaseous or dry products

Features:
- has a positive stop in the open and closed position
- detent spring and ball assist in holding the disc in the open and closed position
- drilling fits TTMA recommended standards
- opens by turning hand ¼ turn counter clockwise
- temperature range: **0°F** to **400°F (-17°C** to **204°C)**

Manual

Size	Maximum Working Pressure PSI	*Extruded aluminum body with FKM-B disc* Part #
3"	**75**	***WD301ALVB***
4"	**75**	***WD401ALVB***

Metering

Size	Maximum Working Pressure PSI	*Extruded aluminum body with FKM-B disc* Part #
3"	**75**	***WD304ALVB***
4"	**75**	***WD404ALVB***

- For flange dimensions, diagrams and additional information please reference dixonvalve.com.

MURDOCK industrial | Sales@MurdockIndustrial.com www.HoseWarehouse.com | Phone: 330-535-7105 Fax: 330-535-1125 | Skype: MurdockIndustrial

Ductile Iron **Butterfly Valves**

NOT RECOMMENDED FOR STEAM SERVICE

- for use between two 150 lb. flanges
- 10 position trigger grip handle
- pressure rating: **200 PSI** at ambient temperature **70°F (21°C)**

Threaded Lug Style Butterfly Valves

Features:
- ductile iron body, ASTM A536
- aluminum bronze disc, ASTM B148, ALY.954
- PTFE bushing
- stainless steel top and bottom stems

Size	*Ductile Iron with Buna-N Liner* Part #	*Ductile Iron with EPDM Liner* Part #
2"	***BFVL200***	***BFVL200E***
3"	***BFVL300***	***BFVL300E***
4"	***BFVL400***	***BFVL400E***
6"	***BFVL600***	***BFVL600E***

Wafer Style 150 lb. Butterfly Valves with Aluminum Bronze Disc

Features:
- ductile iron body, ASTM A536
- aluminum bronze disc, ASTM B148, ALY.954
- PTFE bushing
- stainless steel top and bottom stems

Size	*Ductile Iron with Buna-N Liner* Part #	*Ductile Iron with EPDM Liner* Part #
2"	***BBFVW200***	***BBFVW200E***
3"	***BBFVW300***	***BBFVW300E***
4"	***BBFVW400***	***BBFVW400E***
6"	***BBFVW600***	***BBFVW600E***

Wafer Style 150 lb. Butterfly Valves with Stainless Disc

Features:
- ductile iron body, ASTM A536
- stainless steel disc, ASTM A351, GR. CF-8M
- Buna-N seal and stem seals
- PTFE bushing
- stainless steel top and bottom stems

Size	*Ductile Iron with Buna-N Liner* Part #
2"	***BFVW200***
3"	***BFVW300***
4"	***BFVW400***
6"	***BFVW600***

Wafer Style 150 lb. Butterfly Valves with Iron Disc

Features:
- ductile iron body, ASTM A536
- nickel plated ductile iron disc
- Buna-N seal and stem seals
- PTFE bushing
- 416 stainless stem

Size	*Ductile Iron with Buna-N Liner* Part #	*Ductile Iron with EPDM Liner* Part #
3"	***IBFVW300***	***IBFVW300E***
4"	***IBFVW400***	***IBFVW400E***
6"	***IBFVW600***	***IBFVW600E***
8"	***IBFVW800***	***IBFVW800E***

MURDOCK industrial | Sales@MurdockIndustrial.com www.HoseWarehouse.com | Phone: 330-535-7105 Fax: 330-535-1125 | Skype: MurdockIndustrial

Flow Control Valves

Steel Series F

Features:
- Two-step needle provides fine adjustments at low flow with the first three turns of the adjusting knob. The next three turns give full-open needle position and conventional throttling control. When flow is reversed, a heavy-duty poppet/retainer permits full-flow return capacity.
- color-coded reference scale simplifies flow setting, resetting, adjusting and return to original flow, a simple set screw locks the valve on any desired setting.
- maximum operating pressure: **5000 PSI** at **70°F (21°C)** for ⅛" - ½", **3000 PSI** at **70°F (21°C)** for ¾" - 2"

Female NPTF	*Black Oxide Steel* Part #
⅛"	***SFC200***
¼"	***SFC400***
⅜"	***SFC600***
½"	***SFC800***
¾"	***SFC1200***
1"	***SFC1600***
1½"	***SFC2400***
2"	***SFC3200***

Brass Series F

Features:
- provides precision flow control and full shutoff in one flow direction, automatically allows unrestricted flow in the opposite direction
- two-step needle for fine adjustments at low flow with first 3 turns of the adjusting knob, next 3 turns give full-open needle position and conventional throttling control
- when flow is reversed the heavy-duty poppet/retainer permits full flow return capacity
- color coded scale simplifies flow setting, resetting, adjusting and return to an original flow
- a set screw locks the valve on any desired setting
- maximum operating pressure: **2000 PSI** at ambient temperature **70°F (21°C)** for sizes ⅛" - ¾", **500 PSI** at ambient temperature **70°F (21°C)** for 1"

Female NPTF	*Brass* Part #
⅛"	***BFC200***
¼"	***BFC400***
⅜"	***BFC600***
½"	***BFC800***
¾"	***BFC1200***
1"	***BFC1600***

Series MV Metering

Features:
- easily make fine adjustments and resets with color code feature that shows when desired setting is reached
- body components are precision-turned from solid barstock
- 416 stainless steel needle
- maximum operating pressure: **5000 PSI** at **70°F (21°C)**

Female NPTF	*Steel* Part #
¼"	***SMV400***
⅜"	***SMV600***
½"	***SMV800***

MURDOCK industrial | Sales@MurdockIndustrial.com www.HoseWarehouse.com | Phone: 330-535-7105 Fax: 330-535-1125 | Skype: MurdockIndustrial

Flow Control Valves

Steel Series PF

Features:
- recommended for use in non-shock applications
- ball type check meters the flow of hydraulic oil in one direction and allows for free flow in the reverse direction
- maximum operating pressure: **5000 PSI** at **70°F (21°C)**, cracking pressure: **5 PSI**

Female NPTF	*Zinc Plated Steel with a dichromate seal* Part #
¼"	***SPF400***
⅜"	***SPF600***
½"	***SPF800***

Brass Series PF

Features:
- ball type check meters flow of air in one direction and allows free flow in the reverse direction
- used to control actuator speed by acting as a restriction
- maximum operating pressure: **2000 PSI** at ambient temperature **70°F (21°C)**
- cracking pressure: **5 PSI**

Female NPTF	*Brass* Part #
⅛"	***BPF200***
¼"	***BPF400***
⅜"	***BPF600***
½"	***BPF800***

Steel Series N

Features:
- excellent speed control on hydraulic systems where a reverse flow check valve is not needed
- reliable shutoff in a very small envelope; color-coded reference scale simplifies setting, resetting, adjusting and quick return to a previous speed setting
- maximum operating pressure: **5000 PSI** at **70°F (21°C)** for ⅛" - ¾", **3000 PSI** at **70°F (21°C)** for 1" - 1¼"

Female NPTF	*Steel* Part #
⅛"	***SN200***
¼"	***SN400***
⅜"	***SN600***
½"	***SN800***
¾"	***SN1200***
1"	***SN1600***
1¼"	***SN2000***

Brass Series N

Features:
- for use as speed control on hydraulic and pneumatic systems where a reverse flow check valve is not needed
- provides excellent control and reliable shutoff in a very small envelope
- color coded scale simplifies setting, resetting, adjusting and quick return to a previous speed setting
- maximum operating pressure: **2000 PSI** at ambient temperature **70°F (21°C)** for sizes ⅛" - ¾", **500 PSI** at ambient temperature **70°F (21°C)** for 1"

Female NPTF	*Brass* Part #
⅛"	***BN200***
¼"	***BN400***
⅜"	***BN600***
½"	***BN800***
¾"	***BN1200***
1"	***BN1600***

MURDOCK industrial | Sales@MurdockIndustrial.com www.HoseWarehouse.com | Phone: 330-535-7105 Fax: 330-535-1125 | Skype: MurdockIndustrial

Mini Needle Valves

Features:
- available in a variety of materials and handle options
- FKM O-ring seal and PTFE back-up ring below the threads protects from corrosion and galling
- stem threads are rolled for strength and ease of operation
- metal-to-metal hard seat design is 100% helium leak tested to 1 x 10-4 ml/s at 200 PSI
- ⅛" and ¼" are orifice size: 0.172", flow coefficient: 0.42
- ½": orifice size are 0.187", flow coefficient: 0.44, hex body
- all stems are 316 stainless steel

Male to Female



NPT Size	Handle Style	PSI @ 200°F	*Brass* Part #	Handle Style	PSI at 200°F	*Zinc Nickel Plated Steel* Part #	*316 Stainless Steel* Part #
⅛" - 27	knurled knob	**6000**	***MFB101***	T design	**10000**	***MFC101***	***MFS101***
¼" - 18	knurled knob	**6000**	***MFB102***	T design	**10000**	***MFC102***	***MFS102***
½" - 14	---	**---**	**---**	T design	**10000**	***MFC404***	***MFS404***

Female to Female



NPT Size	Handle Style	PSI at 200°F	*Brass* Part #	Handle Style	PSI at 200°F	*Zinc Nickel Plated Steel* Part #	*316 Stainless Steel* Part #
⅛" - 27	knurled knob	**6000**	***FFB101***	T design	**10000**	***FFC101***	***FFS101***
¼" - 18	knurled knob	**6000**	***FFB102***	T design	**10000**	***FFC102***	***FFS102***
½" - 14	---	**---**	**---**	T design	**10000**	***FFC404***	***FFS404***

Multiport Needle Valves

Features:
- reduces the number of gauge and other instrument connections to permanent piping installations, decreasing possible leak paths
- FKM O-ring seal and PTFE back-up ring below the threads protects from corrosion and galling
- stem threads are rolled for strength and ease of operation
- metal-to-metal hard seat design is 100% helium leak tested to 1 x 10-4 ml/s at 200 PSI
- ½" female NPT port
- orifice size is 0.187", flow coefficient: 0.44
- all stems are 316 stainless steel

Hard Seat Male to Female

NPT Size	Handle Style	PSI at 200°F	*Zinc Nickel Plated Steel* Part #	*316 Stainless Steel* Part #
½" - 14	T design	**10000**	***MFC204***	***MFS204***
¾" - 14	T design	**10000**	***MFC20604***	***MFS20604***

Soft Seat Male to Female



NPT Size	Handle Style	PSI at 200°F	*Zinc Nickel Plated Steel* Part #	*316 Stainless Steel* Part #
½" - 14	T design	**6000**	***MFC304***	***MFS304***
¾" - 14	T design	**6000**	***MFC30604***	***MFS30604***

MURDOCK industrial | Sales@MurdockIndustrial.com www.HoseWarehouse.com | Phone: 330-535-7105 Fax: 330-535-1125 | Skype: MurdockIndustrial

Block and Bleed Needle Valves

Features:

- allows pressure to be bled off without disturbing the permanent piping installation allowing quick and easy removal or replacement of instruments
- FKM O-ring seal and PTFE back-up ring below the threads protects from corrosion and galling
- stem threads are rolled for strength and ease of operation
- metal-to-metal hard seat design is 100% helium leak tested to 1 x 10-4 ml/s at 200 PSI
- orifice size is 0.187", flow coefficient: 0.44
- all stems are 316 stainless steel
- 0.090" bleed hole located on bottom is controlled by a ¼"-20 UNF-2A bleed screw

Hard Seat Male to Female

NPT Size	Handle Style	PSI at 200°F	*Zinc Nickel Plated Steel* Part #	*316 Stainless Steel* Part #
¼" - 18	T design	**10000**	***MFC602***	***MFS602***
½" - 14	T design	**10000**	***MFC604***	***MFS604***

Soft Seat Male to Female

NPT Size	Handle Style	PSI at 200°F	*Zinc Nickel Plated Steel* Part #	*316 Stainless Steel* Part #
¼" - 18	T design	**6000**	***MFC702***	***MFS702***
½" - 14	T design	**6000**	***MFC704***	***MFS704***



Bleed Needle Valves

Features:

- convenient way to relieve process pressures trapped between a shut-off valve and the instrument
- FKM O-ring seal and PTFE back-up ring below the threads protects from corrosion and galling
- stem threads are rolled for strength and ease of operation
- metal-to-metal hard seat design is 100% helium leak tested to 1 x 10-4 ml/s at 200 PSI
- non-rotating soft tip stem and a backup metal-to-metal seal
- all stems are 316 stainless steel
- 0.159" bleed port

Hard Seat Male

NPT Size	Handle Style	PSI at 200°F	*Zinc Nickel Plated Steel* Part #	*316 Stainless Steel* Part #
¼" - 18	T design	**10000**	***MC802***	***MS802***
½" - 14	T design	**10000**	***MC804***	***MS804***

316 stainless

Soft Tip Male

NPT Size	Handle Style	PSI at 200°F	*Zinc Nickel Plated Steel* Part #	*316 Stainless Steel* Part #
¼" - 18	T design	**6000**	***MC852***	***MS852***
½" - 14	T design	**6000**	***MC854***	***MS854***

316 stainless

MURDOCK industrial | Sales@MurdockIndustrial.com www.HoseWarehouse.com | Phone: 330-535-7105 Fax: 330-535-1125 | Skype: MurdockIndustrial

Valves

Button

Thread	*Brass* Part #
¼" NPT female	***BV2F***
¼" NPT male	***BV2M***

Tank Filler

TFV1S

TFV2

TFV1L

TFV2HB

Applications:
- used on compressed air tanks and other applications

Feature:
- standard valve stem thread

Connection	Length	*Nickel Plated* Part #	Length	*Brass* Part #
⅛" NPT	.85"	***TFV1S***	---	---
	1.24"	***TFV1L***	---	---
¼" NPT	1"	***TFV2***	---	---
¼" barb	---	---	1.57"	***TFV2HB***

Brass Lever External Drains



Application:
- for air service only

Feature:
- maximum operating pressure: **30 PSI** at ambient temperature **70°F (21°C)**

Female NPT	Male NPT	*Brass* Part #
¼"	¼"	***LDC2***



Male NPT	Male NPT	*Brass* Part #
¼"	¼"	***LDCM2***



Female NPT	Female NPT	*Brass* Part #
¼"	¼"	***LDCF2***

Brass External Drain Cocks

Applications:
- designed for low pressure water and air applications

Feature:
- maximum operating pressure: **150 PSI** at ambient temperature **70°F (21°C)**

NPT Size	*Brass* Part #
⅛"	***D02***
¼"	***D04***

MURDOCK industrial | Sales@MurdockIndustrial.com www.HoseWarehouse.com | Phone: 330-535-7105 Fax: 330-535-1125 | Skype: MurdockIndustrial

Needle Valves

Features:
- metal-to-metal seats allow positive sealing and flow adjustment
- designed for air and water applications
- maximum working pressure: **150 PSI** at ambient temperature **70°F (21°C)**

female x female

Female NPT	Female NPT	*Brass* Part #
⅛"	⅛"	***NV2F***
¼"	¼"	***NV4F***



male x male

Male NPT	Male NPT	*Brass* Part #
¼"	¼"	***NV4M***

MURDOCK industrial | Sales@MurdockIndustrial.com www.HoseWarehouse.com | Phone: 330-535-7105 Fax: 330-535-1125 | Skype: MurdockIndustrial

Safety Check Valves

Application:
- used in temporary plant/factory air lines, construction sites, shipyards or utilities
- not for use in applications where 100% of the available air is required, i.e. sand blast, pile driving rigs,expansion joint blow down pipes, etc.

Features:
- high flow valve provides optimum performance
- controls excess air flow (SCFM) in only one direction
- automatically senses change in air flow and shuts off the flow in the event of a surge in excess of valve flow rating thus preventing hose whip
- solid brass body and valve
- stainless steel spring and roll pin
- maximum operating pressure: **350 PSI**
- maximum temperature: **250°F (121°C)**
- does not prevent backflow



Specification:
- conforms to OSHA regulation 1926.302 (b) (7) requiring a safety device at the source of the air supply and at branch air lines

How It Works:
- Safety check valves utilize the pressure differential across the valve to operate the valve and spring assembly. The pressure differential is directly related to the flow of air (SCFM) through the valve.
- When the pressure differential is within the operating limits - below the cutoff flow - of the unit, the force on the valve exerted by the spring is greater than that caused by the pressure differential (see "Open Position" graphic above). The valve remains open and normal operation continues.
- When the pressure differential is above the cutoff limit, the force on the valve exerted by the pressure differential is greater than the force exerted by the spring, and the valve closes (see the "Closed Position" graphic above).
- After the repair is made, normal operation is automatically enabled when pressure across the valve equalizes through the bleeder hole.
- The valve spring size can be specified by determining the air flow during normal operation and by estimating the air flow if a failure or rupture occurs.

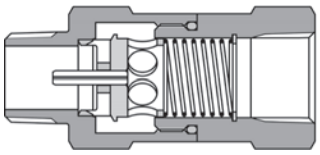
Open Position

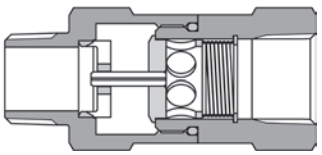
Closed Position

NPT & Hose ID Size	Cut-off Flow Rate (SCFM at 90 PSI)	*Brass* Part #	NPT & Hose ID Size	Cut-off Flow Rate (SCFM at 90 PSI)	*Brass* Part #
¼"	23-29	***SCVL2***	1¼"	260-290	***SCVL10***
⅜"	30-36	***SCVL3***		300-340	***SCVM10***
	39-47	***SCVM3***		440-500	***SCVS10***
	52-65	***SCVS3***		570-630	***SCVH10***
½"	70-78	***SCVM4***	1½"	300-360	***SCVL12***
	80-96	***SCVS4***		470-530	***SCVM12***
¾"	72-88	***SCVL6***		564-602	***SCVX12***
	92-108	***SCVM6***		640-720	***SCVS12***
	112-128	***SCVR6***		750-830	***SCVH12***
	132-148	***SCVJ6***	2"	510-590	***SCVL16***
	160-180	***SCVS6***		725-825	***SCVM16***
	180-200	***SCVH6***		900-1050	***SCVS16***
1"	165-195	***SCVL8***		1100-1200	***SCVH16***
	220-260	***SCVM8***	3"	1200-1400	***SCVL24***
	280-320	***SCVS8***		2400-2700	***SCVS24***
	310-340	***SCVH8***		2850-3050	***SCVH24***

MURDOCK industrial | Sales@MurdockIndustrial.com www.HoseWarehouse.com | Phone: 330-535-7105 Fax: 330-535-1125 | Skype: MurdockIndustrial

Safety Pop-Off Valves

Applications:
- for use on compressors and in compressed air service

Features:
- designed to protect un-fired pressure vessels from over-pressure
- ASME Code, National Board Certified
- CSA B51-03 certified
- maximum temperature: **400°F (204°C)**

Soft Seat

Feature:
- constructed of precision machined brass bar stock with a silicone disc sealing on the brass

Male NPT	Preset Pressure PSI	SCFM	*Brass* Part #
¼"	**100**	51	***KSV10-100***
	125	62	***KSV10-125***
	150	73	***KSV10-150***
	175	84	***KSV10-175***

Standard

Features:
- brass valves are supplied with a stainless steel ball
- stainless valves are all stainless construction with a soft seat

Male NPT	Preset Pressure PSI	SCFM	*Brass* Part #	SCFM	*Stainless Steel* Part #
¼"	**30**	35	***SV30***	35	***SV30SS***
	100	89	***SV100***	92	***SV100SS***
	125	109	***SV125***	112	***SV125SS***
	150	129	***SV150***	132	***SV150SS***
	175	149	***SV175***	153	***SV175SS***
	200	168	***SV200***	173	***SV200SS***

Heavy Duty, High Capacity

Feature:
- all brass construction with stainless steel ball on a precision machined brass seat

Male NPT	Preset Pressure PSI	SCFM	*Brass* Part #
½"	**30**	73	***SV30HD*** [1]
	100	208	***SV100HD***
	125	254	***SV125HD***
	150	300	***SV150HD***
	175	346	***SV175HD***
	200	391	***SV200HD***

[1] constructed with soft seat

MURDOCK industrial | Sales@MurdockIndustrial.com www.HoseWarehouse.com | Phone: 330-535-7105 Fax: 330-535-1125 | Skype: MurdockIndustrial

Series C Check Valves

brass

steel

Features:
- provides free flow in one direction and dependable shutoff in the opposite direction
- maximum operating pressure: **2000 PSI** at ambient temperature **70°F (21°C)**
- cracking pressure: **5 PSI**

Female NPT	Free Flow GPM	Maximum Operating PSI at 70°F (21°C)	*Brass* Part #	Maximum Operating PSI at 70°F (21°C)	*Steel* Part #
⅛"	3	**2000**	***BCV200***	**5000**	***SCV200***
¼"	5	**2000**	***BCV400***	**5000**	***SCV400***
⅜"	8	**2000**	***BCV600***	**5000**	***SCV600***
½"	15	**2000**	***BCV800***	**5000**	***SCV800***

Domestic Ball Cone Check Valves

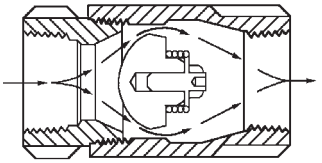

Pressure Ratings

Temperature	Pressure WOG (PSI)
-20°F to **100°F (-29°C** to **38°C)**	400
200°F (93°C)	200
250°F (121°C)	160
275°F (135°C)	150
300°F (149°C)	140
325°F (163°C)	130
353°F (178°C)	125

Application:
- For use with water, oil or inert gases. Not recommended for use on or near reciprocating pumps or other similar vibration causing machinery.

Features:
- tight shut-off with liquid media
- no radial alignment necessary
- straight through and streamlined for minimum change in velocity
- Reinforced PTFE check is spring loaded for fast seating action.
- pressure rating: **400 PSI** WOG, cold non-shock; **125 PSI** saturated steam
- cracking pressure: **.5 PS**I
- temperature range: **-20°F** to **353°F (-29°C** to **178°C)**

Ball Cone Check Valve Female NPT x Female NPT

Size	*Brass* Part #	*316 Stainless Steel* Part #
¼"	***61-101***	***62-101***
⅜"	***61-102***	***62-102***
½"	***61-103***	***62-103***
¾"	***61-104***	***62-104***
1"	***61-105***	***62-105***
1¼"	***61-106***	***62-106***
1½"	***61-107***	***62-107***
2"	***61-108***	***62-108***
2½"	***61-109***	---
3"	***61-100***	---

Ball Cone Check Valve Male NPT x Female NPT

Size	*Brass* Part #
¼"	***61-201***
⅜"	***61-202***
½"	***61-203***
¾"	***61-204***
1"	***61-205***
1¼"	***61-206***
1½"	***61-207***
2"	***61-208***

MURDOCK industrial | Sales@MurdockIndustrial.com www.HoseWarehouse.com | Phone: 330-535-7105 Fax: 330-535-1125 | Skype: MurdockIndustrial

800 PSI Stainless Steel Check Valves

Features:
- soft PTFE seat is spring loaded for fast seating action
- flow profile designed to minimize head loss
- temperature range: **10°F** to **450°F (-12°C** to **232°C)**
- pressure rating: **800 PSI** WOG; **125 PSI** saturated steam
- cracking pressure: **.5 PS**I
- corrosion resistance, excellent for use on chemicals
- dual guided stem and disc

Female NPT	*316 Stainless Steel* Part #
¼"	***SSCVIL025***
⅜"	***SSCVIL038***
½"	***SSCVIL050***
¾"	***SSCVIL075***
1"	***SSCVIL100***
1¼"	***SSCVIL125***
1½"	***SSCVIL150***
2"	***SSCVIL200***

Forged Steel Check Valves

Features:s
- Class 800
- ASTM A105, ANSI B120.1
- bolted bonnet
- pressure rating: **1975 PSI**
- maximum temperature: **800°F (427°C)**
- can be used for steam service

Female NPT	*Forged Steel* Part #
½"	***FSCV50***
¾"	***FSCV75***
1"	***FSCV100***
1¼"	***FSCV125***
1½"	***FSCV150***
2"	***FSCV200***

Spring-Loaded Check Valves

Features:
- cracking pressure: 0.50 PSI
- NBR seat
- soft seat for bubble tight shutoff, spring loaded for fast seating action
- flow profile designed to minimize head loss
- pressure rating :½" - 2" **400 PSI** WOG; 3" - 4" **175 PSI** WOG
- temperature range: **10°F** to **210°F (-10°C** to **100°C)**



Female NPT	*Brass* Part #
½"	***CV050***
¾"	***CV075***
1"	***CV100***
1¼"	***CV125***
1½"	***CV150***
2"	***CV200***
3"	***CV300***
4"	***CV400***

MURDOCK industrial | Sales@MurdockIndustrial.com www.HoseWarehouse.com | Phone: 330-535-7105 Fax: 330-535-1125 | Skype: MurdockIndustrial

Strainer with Spring-Loaded Check Valves



Features:
- brass with NBR seat and stainless steel strainer
- soft seat for bubble tight shutoff, spring loaded for fast seating action
- flow profile designed to minimize head loss
- temperature range: **10°F** to **210°F (-10°C** to **100°C)**
- cracking pressure: **0.50 PSI**
- pressure rating: 1½"-2" **400 PSI** WOG, 3"-4" **175 PSI** WOG

Female NPT	*Brass* Part #
1½"	***BVFS20***
2"	***BVFS25***
3"	***BVFS35***
4"	***BVFS40***

Horizontal Swing Check Valves

Applications:
- for use in plumbing and liquid piping systems to prevent back flow

Features:
- full flow performance with a minimum of turbulence or pressure loss
- brass disc
- for horizontal or vertical use
- A positive seating disc allows flow only in one direction and a screw-in cap provides easy access for periodic cleaning.
- pressure rating: **200 PSI** WOG
- temperature range: **-20°** to **150°F (-29°C** to **66°C)**

Female NPT	*Brass* Part #
½"	***SWCV50***
¾"	***SWCV75***
1"	***SWCV100***
1¼"	***SWCV125***
1½"	***SWCV150***
2"	***SWCV200***
3"	***SWCV300***
4"	***SWCV400***

Domestic Swing Check Valves

Features:
- Class 150
- ASME B1.20.1
- metal seat
- 100% factory tested
- working pressure: **300** PSI cold, **150** PSI steam
- temperature range: **-20°F to 406°F (-29°C** to **208°C)**

Female NPT	*Brass* Part #
½"	***DSCV50***
¾"	***DSCV75***
1"	***DSCV100***
1¼"	***DSCV125***
1½"	***DSCV150***
2"	***DSCV200***

MURDOCK industrial | Sales@MurdockIndustrial.com www.HoseWarehouse.com | Phone: 330-535-7105 Fax: 330-535-1125 | Skype: MurdockIndustrial

Drum Plug Wrenches

Features:
- sparkproof, natural finish is safe around flammables
- offset handle design reduces user stress and minimizes knuckle injury

DPW

ADPW

Bronze Part #	*Aluminum* Part #
DPW	***ADPW***

Drum Faucets

Polyethylene Drum Faucets

Features:
- Faucets are *not* to be used in applications where temperatures exceed **140°F (60°C)**.
- no wrench needed for screwing into drum opening
- 2" faucet is shipped with a gasket; the ¾" does not require a gasket

NPT Thread	*Gold Polyethylene* Part #
¾"	***PEDF75***
2"	***PEDF200***

Stainless Heavy Duty Adjustable Drum Faucets

Features:
- ¾" NPT connection
- adjustable shank is designed to easily adjust to proper drain position after installing in drum
- PTFE gasket
- FM approved for use with oils and non-flammables



Stainless Steel Part #
HDSSF75

Brass Heavy Duty Adjustable Drum Faucets

Features:
- ¾" NPT connection
- easy to use, self-closing design
- FM approved for use with oils and non-corrosive flammables



Brass Part #
AHDBF75

Brass Heavy Duty Drum Faucet with Rigid Shanks

Features:
- ¾" NPT connection
- easy to use, self-closing design
- PTFE gasket
- FM approved for use with oils and non-corrosive flammables

Brass Part #
HDBF75

Compression Bibb Faucets

Application:
- *for water use only*

Features:
- rough brass finish
- nozzle end is GHT

Male NPT Inlet	*Brass* Part #
½"	***35-201-10***
¾"	***35-202-10***

MURDOCK industrial | Sales@MurdockIndustrial.com www.HoseWarehouse.com | Phone: 330-535-7105 Fax: 330-535-1125 | Skype: MurdockIndustrial

Drum Thread Adapters

Application:
- for use in gravity discharge from drums

Features:
- male NPSH thread with gasket on the drum side allows for a connection to drums with female NPSH thread
- male NPT end allows for a connection with the female NPT found on most ball valves

Size	*Cast Brass* Part #
2" x 2"	***DMH20DR20***

Drum Gate Valves

Application:
- ideal for drawing non-flammable liquids from drums and tanks

Features:
- iron body
- manually operated
- machined and lapped brass faceplate designed for oval discharge, ensures no splashing and a smooth operation
- black Japanned finish
- can be padlocked

Male NPT	*Iron* Part #
¾"	***D71***
2"	***D75***

Features:
- lightweight, durable aluminum body provides improved corrosion resistance for certain fluids
- sturdy 2" handle is stamped metal with black enamel finish
- can be padlocked

Male NPT	*Aluminum* Part #
2"	***D75AL***

Self-Closing Gate Valves

Application:
- ideal for dispensing viscous liquids such as oil, grease, paint, varnish and syrups from drums and tanks

Features:
- gray iron body, brass sliding gate and machine lapped sealing surface
- gate closes automatically when handle is released, cleaning discharge surface
- can be padlocked

Male NPT	*Iron* Part #
¾"	***D71SC***
2"	***D75SC***

MURDOCK industrial | Sales@MurdockIndustrial.com www.HoseWarehouse.com | Phone: 330-535-7105 Fax: 330-535-1125 | Skype: MurdockIndustrial

Sanitary Tube Fittings .....564 to 630

Clamps ..... 564 to 566
Clamp accessories 566
Clamp fittings ..... 567 to 576
Ferrules ..... 567 to 568
Caps 569
Adapters ..... 569 to 572
Elbows ..... 572 to 574
Tees 574
Reducers 575
Crosses 575
Miscellaneous configurations 576
Covers 576
Quick weld ferrules 577
Breakaway couplings 577
Gaskets ..... 578 to 583
Cam and groove transition 584
Dixon® weld to tube cam and groove 584
European fittings ..... 585 to 588
Bevel seat ..... 589 to 593
Nuts 589
Hex wrenches 589
Ferrules ..... 590 to 591
End caps 591
Adapters 591
Elbows 592
Reducers 592
Breakaway couplings 592
Gaskets 593
I-line / Q-line ..... 594 to 598
Clamps 594
Ferrules ..... 595 to 596
End caps 596
Gaskets ..... 597 to 598
Pipe size ..... 599 to 603
Clamps 599
Ferrules ..... 599 to 600
End caps 600
Adapters 601
Hangers 602
Gaskets 603
Polished weld ..... 604 to 609
Elbows ..... 604 to 606
Sweep elbows 606
Tees 607
Adapters 608
Reducers 608
Crosses 609
Miscellaneous configurations 609
Protection covers 610
Unpolished weld ..... 610 to 614
Elbows ..... 610 to 611

Sanitary Tube Fittings (cont.) .. 564 to 630

End caps 611
Adapters 611
Tees 612
Reducers 613
Type A stub ends 613
Miscellaneous configurations 614
Flanges 615
Spray balls 616
Sight glasses ..... 617 to 618
Swivels 619
Pressure gauges 620
Strainers ..... 621 to 622
Tube hangers ..... 623 to 624
Wall flanges 624
High purity Biopharm fittings ..... 625 to 630
Elbows ..... 625 to 626
Tees ..... 626 to 627
Reducers ..... 628 to 629
Ferrules 630
Caps 630

Sanitary Valves ..... 631 to 652

2-way, 3 piece ball valves ..... 631 to 632
Butterfly valves ..... 633 to 636
Clamp end ..... 633 to 635
B5115 series 636
Spring check valves 637
Y ball check valves 638
Air blow check valves 639
Tank vent valve ..... 640 to 642
3A sample valves 642

Actuation: Electric ..... 643 to 645

2-piece stainless steel ball valves 643
3-piece stainless steel ball valves 643
Brass ball valves 644
3-way stainless steel ball valves T / L port 645
3-way brass ball valves T / L port 645

Actuation: Pneumatic ..... 646 to 652

2-piece stainless steel ball valves 646
3-piece stainless ball valves 646
Brass ball valves 647
3-way brass ball valves T / L port ..... 648 to 649
Wafer butterfly valves 650
Lug butterfly valves 650
Flow paths 651
Accessories 652
Limit switches 652
Solenoids 652
Positioners 652

MURDOCK industrial | Sales@MurdockIndustrial.com www.HoseWarehouse.com | Phone: 330-535-7105 Fax: 330-535-1125 | Skype: MurdockIndustrial

Clamps

Service pressure ratings are based on the following parameters: matching elastomer gaskets and weld ferrules properly aligned and assembled with the clamps tightened to the required torque (25 in. lbs.). Tests are done hydrostatically with no water hammer or shock loads. Please note the pressure ratings of the described unions are above the recommended pipe line operating pressures.

Dimensions are approximate. Engineering dimensions are available upon request. Specifications are subject to change without notice.

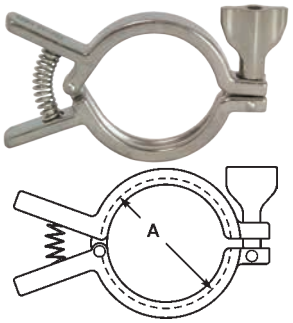

Single Pin Squeeze - *13MHHM-Q*

Tube OD	Service Pressure PSI Rating @ 70°F (21°C) [1]	Service Pressure PSI Rating @ 250°F (121°C) [1]	Dimension A	*Stainless Steel* Part #
½" - ¾"	**1500**	**1200**	1.062"	***13MHHM-Q75***
1" - 1½"	**500**	**300**	2.122"	***13MHHM-Q100150***
2"	**450**	**250**	2.654"	***13MHHM-Q200***
2½"	**400**	**200**	3.185"	***13MHHM-Q250***
3"	**350**	**175**	3.717"	***13MHHM-Q300***
4"	**300**	**150**	4.820"	***13MHHM-Q400***



Single Pin Heavy Duty - *13MHHM* with cross hole wing nut

Tube OD	Service Pressure PSI Rating @ 70°F (21°C) [1]	Service Pressure PSI Rating @ 250°F (121°C) [1]	Dimension A	*Stainless Steel* Part #
½" - ¾"	**1500**	**1200**	1.062"	***13MHHM50-75***
1" - 1½"	**500**	**300**	2.122"	***13MHHM100-150***
2"	**450**	**250**	2.654"	***13MHHM200***
2½"	**400**	**200**	3.185"	***13MHHM250***
3"	**350**	**175**	3.717"	***13MHHM300***
4"	**300**	**150**	4.820"	***13MHHM400***
5"	**225**	**100**	5.820"	***13MHHM500***
6"	**150**	**75**	6.695"	***13MHHM600***
8"	**100**	**50**	8.695"	***13MHHM800***

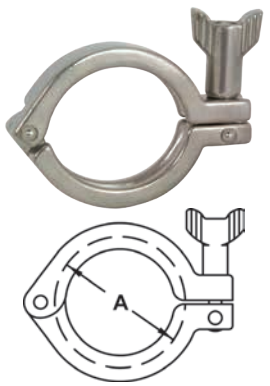

Single Pin Heavy Duty - *13MHHM***SN* with serrated wing nut

Tube OD	Service Pressure PSI Rating @ 70°F (21°C) [1]	Service Pressure PSI Rating @ 250°F (121°C) [1]	Dimension A	*Stainless Steel* Part #
½" - ¾"	**1500**	**1200**	1.062"	***13MHHM50-75SN***
1" - 1½"	**500**	**300**	2.122"	***13MHHM100-150SN***
2"	**450**	**250**	2.654"	***13MHHM200SN***
2½"	**400**	**200**	3.185"	***13MHHM250SN***
3"	**350**	**175**	3.717"	***13MHHM300SN***
4"	**300**	**150**	4.820"	***13MHHM400SN***
5"	**225**	**100**	5.820"	***13MHHM500SN***
6"	**150**	**75**	6.695"	***13MHHM600SN***
8"	**100**	**50**	8.695"	***13MHHM800SN***

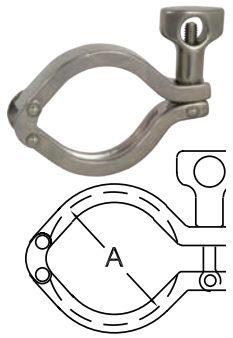

Double Pin Heavy Duty - *13MHHM-DP*

Tube OD	Service Pressure PSI Rating @ 70°F (21°C) [1]	Service Pressure PSI Rating @ 250°F (121°C) [1]	Dimension A	*Stainless Steel* Part #
1" - 1½"	**500**	**300**	2.122"	***13MHHM-DP100150***
2"	**450**	**250**	2.654"	***13MHHM-DP200***
2½"	**400**	**200**	3.185"	***13MHHM-DP250***
3"	**350**	**175**	3.717"	***13MHHM-DP300***
4"	**300**	**150**	4.820"	***13MHHM-DP400***
10"	**100**	**50**	10.740"	***13MHHM-DP1000***

[1] wing nut tightened to 25 in. lb. of torque

MURDOCK industrial | Sales@MurdockIndustrial.com www.HoseWarehouse.com | Phone: 330-535-7105 Fax: 330-535-1125 | Skype: MurdockIndustrial

Clamps

Three Segment - *13MHHM-3P*

Tube OD	Service Pressure PSI Rating @ 70°F (21°C) [1]	Service Pressure PSI Rating @ 250°F (121°C) [1]	Dimension A	*Stainless Steel* Part #
1" - 1½"	**600**	**300**	2.122"	***13MHHM-3P100150***
2"	**550**	**275**	2.654"	***13MHHM-3P200***
2½"	**450**	**225**	3.185"	***13MHHM-3P250***
3"	**350**	**175**	3.717"	***13MHHM-3P300***
4"	**300**	**150**	4.820"	***13MHHM-3P400***
12"	**75**	**50**	12.740"	***13MHHM-3P1200***

[1] wing nut tightened to 25 in. lb. of torque

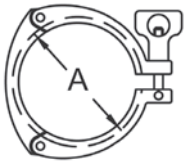

Bolted - *13MHP*

Tube OD	Service Pressure PSI Rating @ 70°F (21°C) [1]	Service Pressure PSI Rating @ 250°F (121°C) [1]	Dimension A	*Stainless Steel* Part #
½" - ¾"	**1500**	**1200**	1.062"	***13MHP75***
1" - 1½"	**1500**	**1200**	2.046"	***13MHP100-150***
2"	**1000**	**800**	2.578"	***13MHP200***
2½"	**1000**	**800**	3.110"	***13MHP250***
3"	**1000**	**800**	3.640"	***13MHP300***
4"	**800**	**600**	4.744"	***13MHP400***
6"	**300**	**200**	6.632"	***13MHP600***
8"	**250**	**150**	8.638"	***13MHP800***
10"	**200**	**125**	10.740"	***13MHP1000***
12"	**150**	**100**	12.740"	***13MHP1200***

[1] all nuts are tightened to 20 ft. lbs. of torque



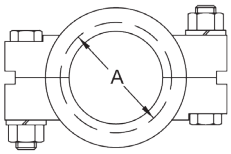

Toggle - *13MHLA*

Tube OD	Service Pressure PSI Rating @ 70°F (21°C) [1]	Service Pressure PSI Rating @ 250°F (121°C) [1]	Dimension A	*304 Stainless Steel* Part #
1" - 1½"	**150**	**125**	2.122"	***13MHLA100-150***
2"	**150**	**125**	2.654"	***13MHLA200***
2½"	**150**	**125**	3.185"	***13MHLA250***
3"	**150**	**125**	3.717"	***13MHLA300***
4"	**100**	**75**	4.820"	***13MHLA400***

[1] screw tightened to maximum

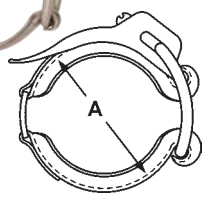

T-bolt - *13MO*

Tube OD	Service Pressure PSI Rating @ 70°F (21°C) [1]	Service Pressure PSI Rating @ 250°F (121°C) [1]	Dimension A	*304 Stainless Steel* Part #
1" - 1½"	**500**	**250**	2.080"	***13MO100-150***
2"	**350**	**200**	2.610"	***13MO200***
2½"	**300**	**150**	3.140"	***13MO250***
3"	**200**	**100**	3.670"	***13MO300***
4"	**100**	**75**	4.780"	***13MO400***
6"	**75**	**50**	6.690"	***13MO600***
8" [2]	**50**	**40**	8.690"	***13MO800***
10" [2]	**40**	**30**	10.690"	***13MO1000***
12" [2]	**30**	**25**	12.690"	***13MO1200***

[1] 1" - 3" nuts tightened to 20 in. lb., 4" nut tightened to 30 in. lb., 6" nut tightened to 40 in. lb. and 8" - 12" nuts tightened to 50 in. lb.of torque
[2] 2 bolt configuration

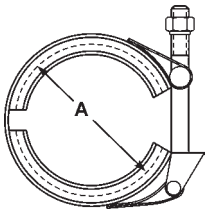

MURDOCK industrial | Sales@MurdockIndustrial.com www.HoseWarehouse.com | Phone: 330-535-7105 Fax: 330-535-1125 | Skype: MurdockIndustrial

Sanitary Fittings

Clamps

Dairy - *13WGC*

Tube OD	Service Pressure PSI Rating @ 70°F (21°C) [1]	Service Pressure PSI Rating @ 250°F (121°C) [1]	Dimension A	*304 Stainless Steel* Part #
1" - 1½"	**100**	**75**	2.08"	***13WGC100-150***
2"	**100**	**75**	2.61"	***13WGC200***
2½"	**100**	**75**	3.14"	***13WGC250***
3"	**100**	**75**	3.67"	***13WGC300***
4"	**100**	**75**	4.78"	***13WGC400***

[1] finger tight

Accessories

Spring Loaded Nut - *13SLN*



Features:

- Lines using PTFE gaskets that are subject to large temperature swings can benefit from this special product. As the PTFE is compressed through the cycling of the lines, the spring loaded will help keep the connection from leaking.
- If the lines suffer from vibration and bolted clamps are not an option, refitting single pin clamps with this nut will keep the connections from leaking for a longer time than the standard wing nuts.
- If you transport material in tanks via truck, the vibrations can loosen the standard single pin clamps - spring loaded nuts can add a level of insurance to the shipment.
- note: can be used on all wing nut style clamps.
- torque to 50 in. lb.

Thread	Dimension A	Dimension B	*304 Stainless Steel* Part #
5/16" - 18	1.73"	.875"	***13SLN***

Nuts and Bolts

Description	Part Number
cross hole wing nut 5/16"-18	***13WNX***
mini cross hole wing nut 5/16"-18 for ½" - ¾" clamps	***13WNXM***
serrated wing nut 5/16"-18	***13WNS***
hex wing nut 5/16"-18	***13WNH***
bronze hex nut ⅜"-16 for bolted clamps	***13BN***
brass 3/8-16 nuts used on ½" - ¾" and 10" & 12" bolted clamps	***13BNH***
stainless steel hex nut for bolted clamps	***13SN***
⅜" 304 stainless steel lock washer	***13LW***
bolt ⅜"-16 x 2¼" for ½ - 1½" bolted clamps	***13CB-2.25***
bolt ⅜"-16 x 2¾" for 2" and 2½" bolted clamps	***13CB-2.75***
bolt ⅜"-16 x 3¼" for 3" - 12" bolted clamps	***13CB-3.25***
rivet pin for ½" - 5" single pin clamps 5/16" x 1"	***13RP***
rivet pin for 6" and 8" single pin clamps 5/16" x 1⅛"	***13RP6***
5/16"-18 x 2" threaded eye bolt for ½" - 5" clamps	***13IB***
5/16"-18 x 2½" threaded eye bolt for 6" - 12" clamps	***13IB6***

MURDOCK industrial | Sales@MurdockIndustrial.com www.HoseWarehouse.com | Phone: 330-535-7105 Fax: 330-535-1125 | Skype: MurdockIndustrial

Clamp Fittings - Ferrules

Short Weld - *14WMP*

Tube OD	Dimensions A	Dimensions B	Dimensions C	*304 Stainless Steel* Part #	*316L Stainless Steel* Part #
½"	.500"	.370"	.500"	***14WMP-G50***	***14WMP-R50***
¾"	.500"	.620"	.750"	***14WMP-G75***	***14WMP-R75***
1"	.500"	.870"	1.000"	***14WMP-G100***	***14WMP-R100***
1½"	.500"	1.370"	1.500"	***14WMP-G150***	***14WMP-R150***
2"	.500"	1.870"	2.000"	***14WMP-G200***	***14WMP-R200***
2½"	.500"	2.370"	2.500"	***14WMP-G250***	***14WMP-R250***
3"	.500"	2.870"	3.000"	***14WMP-G300***	***14WMP-R300***
4"	.625"	3.834"	4.000"	***14WMP-G400***	***14WMP-R400***
5"	.750"	4.782"	5.000"	***14WMP-G500***	***14WMP-R500***
6"	.875"	5.782"	6.000"	***14WMP-G600***	***14WMP-R600***
8"	.875"	7.782"	8.000"	***14WMP-G800***	***14WMP-R800***
10"	.875"	9.760"	10.000"	***14WMP-G1000***	***14WMP-R1000***
12"	.875"	11.760"	12.000"	***14WMP-G1200***	***14WMP-R1200***

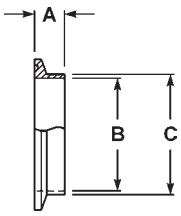

Long Weld - *L14AM7*

Tube OD	Dimensions A	Dimensions B	Dimensions C	*304 Stainless Steel* Part #	*316L Stainless Steel* Part #
½"	1.125"	.370"	.500"	***L14AM7-G50***	***L14AM7-R50***
¾"	1.125"	.620"	.750"	***L14AM7-G75***	***L14AM7-R75***
1"	1.125"	.870"	1.000"	***L14AM7-G100***	***L14AM7-R100***
1½"	1.125"	1.370"	1.500"	***L14AM7-G150***	***L14AM7-R150***
2"	1.125"	1.870"	2.000"	***L14AM7-G200***	***L14AM7-R200***
2½"	1.125"	2.370"	2.500"	***L14AM7-G250***	***L14AM7-R250***
3"	1.125"	2.870"	3.000"	***L14AM7-G300***	***L14AM7-R300***
4"	1.125"	3.834"	4.000"	***L14AM7-G400***	***L14AM7-R400***
5"	1.125"	4.782"	5.000"	***L14AM7-G500*** NEW	***L14AM7-R500*** NEW
6"	1.500"	5.782"	6.000"	***L14AM7-G600***	***L14AM7-R600***
8"	1.500"	7.782"	8.000"	***L14AM7-G800***	***L14AM7-R800***
10"	1.750"	9.760"	10.000"	***L14AM7-G1000***	***L14AM7-R1000***
12"	1.750"	11.760"	12.000"	***L14AM7-G1200***	***L14AM7-R1200***

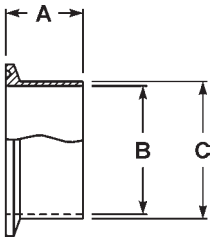

Automatic Weld - *TL14AM7*

Specification:

- meets ASME BPE-2012 specifications

Tube OD	Dimensions A	Dimensions B	Dimensions C	*316L Stainless Steel* Part #
½"	1.750"	.370"	.500"	***TL14AM7-050PL***
¾"	1.750"	.620"	.750"	***TL14AM7-075PL***
1"	1.750"	.870"	1.000"	***TL14AM7-100PL***
1½"	1.750"	1.370"	1.500"	***TL14AM7-150PL***
2"	2.250"	1.870"	2.000"	***TL14AM7-200PL***
3"	2.250"	2.870"	3.000"	***TL14AM7-300PL***
4"	2.250"	3.834"	4.000"	***TL14AM7-400PL***

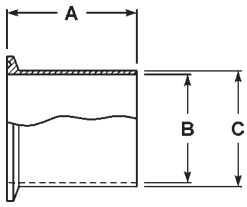

Tank (light duty) - *14WLMP*

Tube OD	Dimensions A	Dimensions B	Dimensions C	*304 Stainless Steel* Part #	*316L Stainless Steel* Part #
1"	3.000"	.870"	1.000"	***14WLMP-G100***	***14WLMP-R100***
1½"	3.000"	1.370"	1.500"	***14WLMP-G150***	***14WLMP-R150***
2"	3.000"	1.870"	2.000"	***14WLMP-G200***	***14WLMP-R200***
2½"	3.000"	2.370"	2.500"	***14WLMP-G250***	***14WLMP-R250***
3"	4.000"	2.870"	3.000"	***14WLMP-G300***	***14WLMP-R300***
4"	4.000"	3.834"	4.000"	***14WLMP-G400***	***14WLMP-R400***
6"	6.000"	5.782"	6.000"	***14WLMP-G600***	***14WLMP-R600***

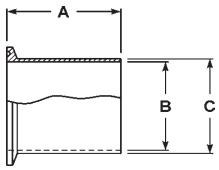

MURDOCK industrial | Sales@MurdockIndustrial.com www.HoseWarehouse.com | Phone: 330-535-7105 Fax: 330-535-1125 | Skype: MurdockIndustrial

Clamp Fittings - Ferrules

Tank (heavy duty) - *14MPW*

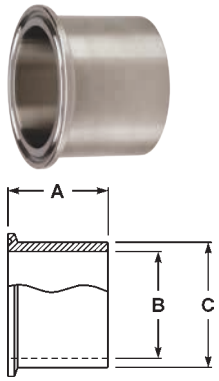

Specification:
- certified ASME materials

Tube OD	Dimensions A	Dimensions B	Dimensions C	*316L Stainless Steel* Part #
½"	1.625"	.321"	.502"	***14MPW-R50***
¾"	1.625"	.574"	.750"	***14MPW-R75***
1"	1.625"	.870"	1.160"	***14MPW-R100***
1½"	1.625"	1.370"	1.676"	***14MPW-R150***
2"	1.750"	1.870"	2.192"	***14MPW-R200***
2½"	1.750"	2.370"	2.708"	***14MPW-R250***
3"	1.813"	2.870"	3.224"	***14MPW-R300***
4"	2.125"	3.834"	4.256"	***14MPW-R400***
6"	2.500"	5.758"	6.192"	***14MPW-R600***

Roll-on for Expanding - *14RMP*

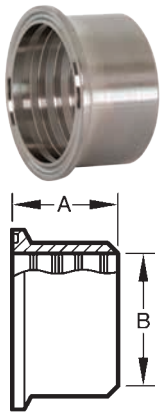

Tube OD	Dimensions A	Dimensions B	*304 Stainless Steel* Part #	*316L Stainless Steel* Part #
1"	.750"	1.005"	***14RMP-G100***	***14RMP-R100***
1½"	1.125"	1.505"	***14RMP-G150***	***14RMP-R150***
2"	1.312"	2.005"	***14RMP-G200***	***14RMP-R200***
2½"	1.375"	2.505"	***14RMP-G250***	***14RMP-R250***
3"	1.437"	3.005"	***14RMP-G300***	***14RMP-R300***
4"	1.500"	4.005"	***14RMP-G400***	***14RMP-R400***

[1] Meets 3-A Standard Number 63-03 when used to modify or repair existing on-site farm milk handling systems.

Reducing - *B31WMP*

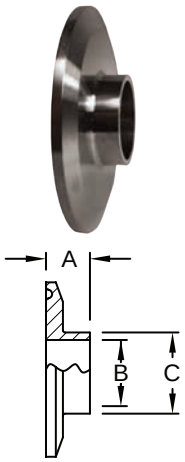

Tube OD	Dimensions A	Dimensions B	Dimensions C	*304 Stainless Steel* Part #	*316L Stainless Steel* Part #
2" x 1"	.500"	.870"	1.000"	***B31WMP-G200100***	***B31WMP-R200100***
2½" x 1½"	.500"	1.370"	1.500"	***B31WMP-G250150***	***B31WMP-R250150***
2½" x 2"	.500"	1.870"	2.000"	***B31WMP-G250200***	***B31WMP-R250200***
3" x 2"	.500"	1.870"	2.000"	***B31WMP-G300200***	***B31WMP-R300200***
4" x 3"	.625"	2.870"	3.000"	***B31WMP-G400300***	***B31WMP-R400300***

MURDOCK industrial | Sales@MurdockIndustrial.com www.HoseWarehouse.com | Phone: 330-535-7105 Fax: 330-535-1125 | Skype: MurdockIndustrial

Clamp Fittings - Caps

Solid End - *16AMP*

- Specify if you are using a piping system or a tubing system when ordering.

Tube OD	Dimensions A	Dimensions B	*304 Stainless Steel* Part #	*316L Stainless Steel* Part #
½" - ¾"	.187"	.992"	***16AMP-G50-75***	***16AMP-R50-75***
1" - 1½"	.250"	1.984"	***16AMP-G100-150***	***16AMP-R100-150***
2"	.250"	2.516"	***16AMP-G200***	***16AMP-R200***
2½"	.250"	3.047"	***16AMP-G250***	***16AMP-R250***
3"	.250"	3.579"	***16AMP-G300***	***16AMP-R300***
4"	.312"	4.682"	***16AMP-G400***	***16AMP-R400***
5"	.376"	5.687"	***16AMP-G500***	***16AMP-R500***
6"	.437"	6.570"	***16AMP-G600***	***16AMP-R600***
8"	.437"	8.570"	***16AMP-G800***	***16AMP-R800***
10"	.437"	10.570"	***16AMP-G1000***	***16AMP-R1000***
12"	.437"	12.750"	***16AMP-G1200***	***16AMP-R1200***

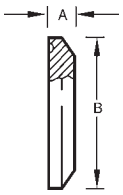

Thermometer - *B23BMP*

Tube OD	Dimensions A	Dimensions B	Dimensions C [1]	*304 Stainless Steel* Part #	*316L Stainless Steel* Part #
½"	.500"	.992"	¼" NPT	---	***B23BMP-R5014***
¾"	.500"	.992"	¼" NPT	---	***B23BMP-R7514***
1"	.625"	1.984"	½" NPT	***B23BMP-G100***	***B23BMP-R100***
1½"	.625"	1.984"	¾" NPT	***B23BMP-G150***	***B23BMP-R150***
2"	.625"	2.516"	¾" NPT	***B23BMP-G200***	***B23BMP-R200***
2½"	.625"	3.047"	¾" NPT	***B23BMP-G250***	***B23BMP-R250***
3"	.625"	3.579"	¾" NPT	***B23BMP-G300***	***B23BMP-R300***
4"	.625"	4.682"	¾" NPT	***B23BMP-G400***	***B23BMP-R400***

[1] other NPT tap sizes available, contact Dixon®

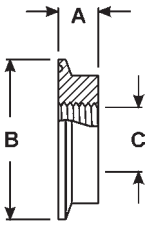

Clamp Fittings - Adapters

Tygon® Hose - *14MPHT*

Tube OD	Dimensions A	Dimensions B	Dimensions C	*316L Stainless Steel* Part #
¾"	4.000"	.620"	.750"	***14MPHT-R75***
1"	4.500"	.870"	1.000"	***14MPHT-R100***
1½"	4.500"	1.370"	1.500"	***14MPHT-R150***
2"	4.500"	1.870"	2.000"	***14MPHT-R200***
2½"	4.500"	2.370"	2.500"	***14MPHT-R250***
3"	4.500"	2.870"	3.000"	***14MPHT-R300***
4"	4.625"	3.834"	4.000"	***14MPHT-R400***

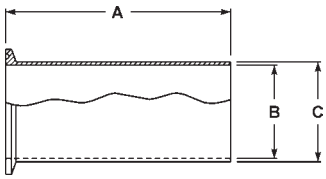

MURDOCK industrial | Sales@MurdockIndustrial.com www.HoseWarehouse.com | Phone: 330-535-7105 Fax: 330-535-1125 | Skype: MurdockIndustrial

Clamp Fittings - Adapters

Rubber Hose - *14MPHR*

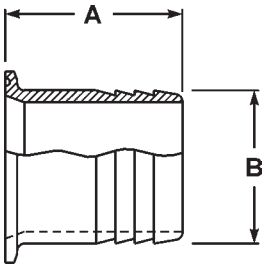

Tube OD	Hose Size	Dimensions A	Dimensions B	*304 Stainless Steel* Part #	*316L Stainless Steel* Part #
½"	¼"	1.500"	.290"	---	***14MPHR-R5025***
	½"	1.500"	.540"	---	***14MPHR-R50***
	¾"	1.500"	.790"	---	***14MPHR-R5075***
¾"	¼"	1.500"	.290"	---	***14MPHR-R7525***
	⅜"	1.500"	.415"	---	***14MPHR-R75375***
	½"	1.500"	.540"	---	***14MPHR-R7550***
	¾"	1.500"	.790"	---	***14MPHR-R75***
1"	⅜"	1.500"	.415"	---	***14MPHR-R100375***
	½"	1.500"	.540"	---	***14MPHR-R10050***
	¾"	1.688"	.790"	***14MPHR-G10075***	***14MPHR-R10075***
	1"	1.688"	1.040"	***14MPHR-G100***	***14MPHR-R100***
1½"	½"	1.500"	.540"	***14MPHR-G15050***	***14MPHR-R15050***
	⅝"	1.500"	.665"	---	***14MPHR-R150625***
	¾"	1.500"	.790"	***14MPHR-G15075***	***14MPHR-R15075***
	1"	1.687"	1.040"	***14MPHR-G150100***	***14MPHR-R150100***
	1½"	1.687"	1.540"	***14MPHR-G150***	***14MPHR-R150***
2"	1½"	2.312"	1.540"	***14MPHR-G200150***	***14MPHR-R200150***
	2"	2.312"	2.040"	***14MPHR-G200***	***14MPHR-R200***
2½"	2½"	2.344"	2.540"	***14MPHR-G250***	***14MPHR-R250***
3"	3"	3.094"	3.040"	***14MPHR-G300***	***14MPHR-R300***
4"	4"	3.406"	4.040"	***14MPHR-G400***	***14MPHR-R400***
6"	6"	3.406"	6.040"	***14MPHR-G600***	***14MPHR-R600***

Brewery Hose Barb - *14MPHRL*

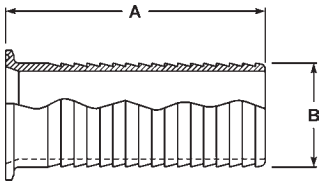

Feature:
- suitable for use with band clamps

Tube OD	Dimensions A	Dimensions B	*304 Stainless Steel* Part #
1"	3.500"	1.045"	***14MPHRL100***
1½"	5.000"	1.545"	***14MPHRL150***
2"	5.000"	2.045"	***14MPHRL200***
2½"	5.500"	2.545"	***14MPHRL250***
3"	5.500"	3.045"	***14MPHRL300***
4"	5.500"	4.045"	***14MPHRL400***

Use of PVC tubing requires special installation techniques to prevent leakage. All assembly work must be done with heated tube. Cold durometer is 90 as opposed to rubber hose at 65 to 70 durometer. Banding buckles must be at 180° from one another.

MURDOCK industrial | Sales@MurdockIndustrial.com www.HoseWarehouse.com | Phone: 330-535-7105 Fax: 330-535-1125 | Skype: MurdockIndustrial

Clamp Fittings - Adapters

Male NPT - *21MP*

Tube OD	NPT Size	Dimensions A	Dimensions B	*304 Stainless Steel* Part #	*316L Stainless Steel* Part #
½"	¼"	2.000"	.595"	---	***21MP-R5025***
	⅜"	2.000"	.600"	---	***21MP-R50375***
	½"	1.625"	.782"	---	***21MP-R50***
	¾"	2.000"	.794"	---	***21MP-R5075***
¾"	¼"	2.000"	.595"	---	***21MP-R7525***
	⅜"	2.000"	.600"	---	***21MP-R75375***
	½"	2.000"	.782"	---	***21MP-R7550***
	¾"	1.787"	.794"	---	***21MP-R75***
1"	½"	2.187"	.782"	***21MP-G10050***	***21MP-R10050***
	¾"	2.187"	.794"	***21MP-G10075***	***21MP-R10075***
	1"	2.250"	.985"	***21MP-G100***	***21MP-R100***
	1¼"	2.438"	1.009"	***21MP-G100125***	***21MP-R100125***
	1½"	2.438"	1.025"	***21MP-G100150***	***21MP-R100150***
	2"	2.625"	1.058"	***21MP-G100200***	***21MP-R100200***
1½"	⅜"	2.161"	.600"	***21MP-G150375***	***21MP-R150375***
	½"	2.187"	.782"	***21MP-G15050***	***21MP-R15050***
	¾"	2.187"	.794"	***21MP-G15075***	***21MP-R15075***
	1"	2.437"	.985"	***21MP-G150100***	***21MP-R150100***
	1¼"	2.438"	1.009"	***21MP-G150125***	***21MP-R150125***
	1½"	2.250"	1.025"	***21MP-G150***	***21MP-R150***
	2"	2.625"	1.058"	***21MP-G150200***	***21MP-R150200***
2"	½"	2.188"	.782"	***21MP-G20050***	***21MP-R20050***
	¾"	2.188"	.794"	***21MP-G20075***	***21MP-R20075***
	1"	2.469"	.985"	***21MP-G200100***	***21MP-R200100***
	1½"	2.625"	1.009"	***21MP-G200150***	***21MP-R200150***
	2"	2.638"	1.058"	***21MP-G200***	***21MP-R200***
2½"	½"	2.781"	.782"	***21MP-G25050***	---
	1"	2.781"	.782"	***21MP-G250100***	***21MP-R250100***
	1½"	2.781"	1.025"	***21MP-G250150***	***21MP-R250150***
	2"	2.781"	1.058"	***21MP-G250200***	***21MP-R250200***
	2½"	2.875"	1.571"	***21MP-G250***	***21MP-R250***
3"	1½"	3.000"	1.009"	***21MP-G300150***	***21MP-R300150***
	2"	3.000"	1.058"	***21MP-G300200***	***21MP-R300200***
	3"	3.070"	1.634"	***21MP-G300***	***21MP-R300***
4"	4"	3.155"	1.734"	***21MP-G400***	***21MP-R400***

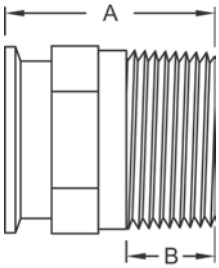

MURDOCK industrial | Sales@MurdockIndustrial.com www.HoseWarehouse.com | Phone: 330-535-7105 Fax: 330-535-1125 | Skype: MurdockIndustrial

Sanitary Fittings

Clamp Fittings - Adapters

Female NPT - *22MP*

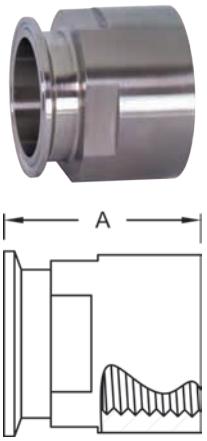

Tube OD	NPT Size	Dimension A	*304 Stainless Steel* Part #	*316L Stainless Steel* Part #
½"	¼"	1.500"	---	***22MP-R5025***
	⅜"	1.500"	---	***22MP-R50375***
	½"	1.500"	---	***22MP-R50***
	¾"	1.625"	---	***22MP-R5075***
¾"	¼"	1.500"	---	***22MP-R7525***
	½"	1.500"	---	***22MP-R7550***
	¾"	1.625"	---	***22MP-R75***
1"	¼"	1.625"	---	***22MP-R10025***
	½"	1.625"	***22MP-G10050***	***22MP-R10050***
	¾"	1.625"	***22MP-G10075***	***22MP-R10075***
	1"	1.625"	***22MP-G100***	***22MP-R100***
	1¼"	1.625"	---	***22MP-R100125***
1½"	½"	1.625"	***22MP-G15050***	***22MP-R15050***
	¾"	1.625"	***22MP-G15075***	***22MP-R15075***
	1"	1.625"	***22MP-G150100***	***22MP-R150100***
	1½"	2.250"	***22MP-G150***	***22MP-R150***
	2"	2.250"	***22MP-G150200***	***22MP-R150200***
2"	1"	1.687"	***22MP-G200100***	***22MP-R200100***
	1½"	1.656"	***22MP-G200150***	***22MP-R200150***
	2"	2.344"	***22MP-G200***	***22MP-R200***
	2½"	2.406"	***22MP-G200250***	---
2½"	2"	1.720"	***22MP-G250200***	***22MP-R250200***
	2½"	2.097"	***22MP-G250***	***22MP-R250***
3"	2"	2.187"	***22MP-G300200***	***22MP-R300200***
	2½"	2.187"	***22MP-G300250***	---
	3"	2.187"	***22MP-G300***	***22MP-R300***
4"	4"	3.000"	***22MP-G400***	***22MP-R400***

Visit dixonvalve.com for pipe thread data

Clamp Fittings - Elbows

90° - *B2CMP*

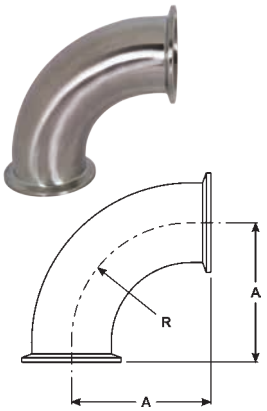

Tube OD	Dimensions A	Dimensions R	*304 Stainless Steel* Part #	*316L Stainless Steel* Part #
½"	1.625"	1.125"	---	***B2CMP-R50***
¾"	1.625"	1.125"	---	***B2CMP-R75***
1"	2.000"	1.500"	***B2CMP-G100***	***B2CMP-R100***
1½"	2.750"	2.250"	***B2CMP-G150***	***B2CMP-R150***
2"	3.500"	3.000"	***B2CMP-G200***	***B2CMP-R200***
2½"	4.250"	3.750"	***B2CMP-G250***	***B2CMP-R250***
3"	5.000"	4.500"	***B2CMP-G300***	***B2CMP-R300***
4"	6.625"	6.000"	***B2CMP-G400***	***B2CMP-R400***
6"	9.875"	9.000"	***B2CMP-G600***	***B2CMP-R600***

MURDOCK industrial | Sales@MurdockIndustrial.com www.HoseWarehouse.com | Phone: 330-535-7105 Fax: 330-535-1125 | Skype: MurdockIndustrial

Clamp Fittings - Elbows

45° - *B2KMP*

Tube OD	Dimensions A	Dimensions R	*304 Stainless Steel* Part #	*316L Stainless Steel* Part #
½"	.97"	1.125"	---	***B2KMP-R50***
¾"	.97"	1.125"	---	***B2KMP-R75***
1"	1.12"	1.500"	***B2KMP-G100***	***B2KMP-R100***
1½"	1.43"	2.250"	***B2KMP-G150***	***B2KMP-R150***
2"	1.74"	3.000"	***B2KMP-G200***	***B2KMP-R200***
2½"	2.05"	3.750"	***B2KMP-G250***	***B2KMP-R250***
3"	2.36"	4.500"	***B2KMP-G300***	***B2KMP-R300***
4"	3.11"	6.000"	***B2KMP-G400***	***B2KMP-R400***
6"	4.60"	9.000"	***B2KMP-G600***	***B2KMP-R600***

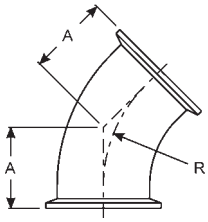

90° x Plain Bevel Seat with Hex Nut - *B2FMP-14*

Tube OD	Dimensions A	Dimensions B	*304 Stainless Steel* Part #
2"	3.750"	3.500"	***B2FMP-14-G200***
2½"	4.625"	4.250"	***B2FMP-14-G250***
3"	5.406"	5.000"	***B2FMP-14-G300***

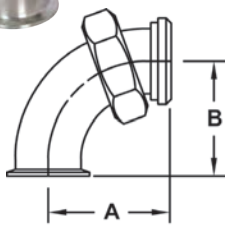

MURDOCK industrial | Sales@MurdockIndustrial.com www.HoseWarehouse.com | Phone: 330-535-7105 Fax: 330-535-1125 | Skype: MurdockIndustrial

Clamp Fittings - Tees

Short Outlet - *B7MPS*

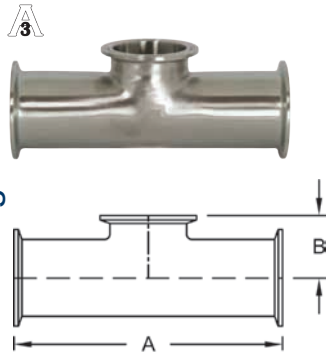

Tube OD	A	B	*304 Stainless Steel* Part Number	*316L Stainless Steel* Part Number
1½"	5.500"	1.375"	***B7MPS-G150***	***B7MPS-R150***
2"	7.000"	1.625"	***B7MPS-G200***	***B7MPS-R200***
2½"	7.000"	1.875"	***B7MPS-G250***	***B7MPS-R250***

Clamp Tees - *B7MP*

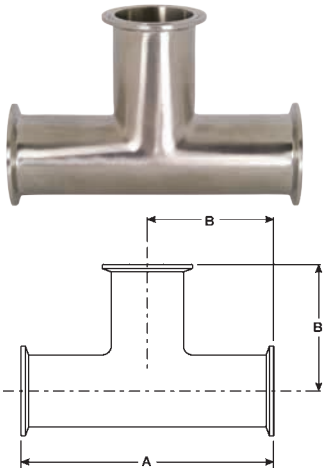

Tube OD	Dimensions A	Dimensions B	*304 Stainless Steel* Part #	*316L Stainless Steel* Part #
½"	4.750"	2.375"	---	***B7MP-R50***
¾"	5.000"	2.500"	---	***B7MP-R75***
1"	4.750"	2.375"	***B7MP-G100***	***B7MP-R100***
1½"	5.500"	2.750"	***B7MP-G150***	***B7MP-R150***
2"	7.000"	3.500"	***B7MP-G200***	***B7MP-R200***
2½"	7.000"	3.500"	***B7MP-G250***	***B7MP-R250***
3"	7.500"	3.750"	***B7MP-G300***	***B7MP-R300***
4"	9.000"	4.500"	***B7MP-G400***	***B7MP-R400***
6"	13.000"	6.500"	***B7MP-G600***	***B7MP-R600***
8"	15.750"	7.875"	***B7MP-G800***	***B7MP-R800***

Reducing - *B7RMP*

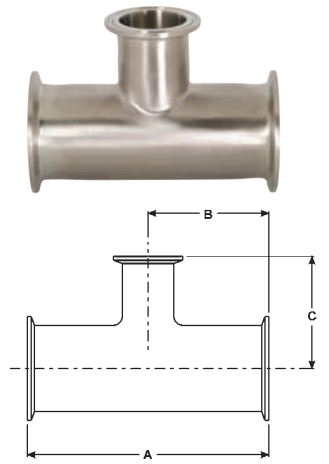

Tube OD	Dimensions A	Dimensions B	Dimensions C	*304 Stainless Steel* Part #	*316L Stainless Steel* Part #
1" x ¾"	5.250"	2.625"	2.625"	---	***B7RMP-R10075***
1½" x ½"	5.750"	2.875"	2.875"	---	***B7RMP-R15050***
1½" x 1"	4.312"	2.156"	1.875"	---	***B7RMP-R150100***
2" x ½"	6.750"	3.375"	3.125"	---	***B7RMP-R20050***
2" x ¾"	6.750"	3.375"	3.125"	---	***B7RMP-R20075***
2" x 1"	5.125"	2.562"	2.125"	***B7RMP-G200100***	***B7RMP-R200100***
2" x 1½"	5.125"	2.562"	2.406"	***B7RMP-G200150***	***B7RMP-R200150***
2½" x 1½"	5.688"	2.844"	2.656"	***B7RMP-G250150***	***B7RMP-R250150***
2½" x 2"	5.688"	2.844"	2.812"	***B7RMP-G250200***	***B7RMP-R250200***
3" x 1½"	6.188"	3.093"	2.906"	***B7RMP-G300150***	***B7RMP-R300150***
3" x 2"	6.188"	3.093"	3.063"	***B7RMP-G300200***	***B7RMP-R300200***
4" x 1½"	8.125"	4.063"	3.406"	***B7RMP-G400150***	---
4" x 2"	8.125"	4.063"	3.563"	***B7RMP-G400200***	---

MURDOCK industrial | Sales@MurdockIndustrial.com www.HoseWarehouse.com | Phone: 330-535-7105 Fax: 330-535-1125 | Skype: MurdockIndustrial

Clamp Fittings - Reducers

Concentric - *B3114MP*

Tube OD	Dimension A	*304 Stainless Steel* Part #	*316L Stainless Steel* Part #
1" x ½"	3.000"	---	***B3114MP-R10050***
1" x ¾"	2.000"	---	***B3114MP-R10075***
1½" x ½"	5.000"	---	***B3114MP-R15050***
1½" x ¾"	4.000"	---	***B3114MP-R15075***
1½" x 1"	3.000"	***B3114MP-G150100***	***B3114MP-R150100***
2" x ¾"	6.000"	---	***B3114MP-R20075***
2" x 1"	5.000"	***B3114MP-G200100***	***B3114MP-R200100***
2" x 1½"	3.000"	***B3114MP-G200150***	***B3114MP-R200150***
2½" x 1½"	5.000"	***B3114MP-G250150***	***B3114MP-R250150***
2½" x 2"	3.000"	***B3114MP-G250200***	***B3114MP-R250200***
3" x 1½"	7.000"	***B3114MP-G300150***	***B3114MP-R300150***
3" x 2"	5.000"	***B3114MP-G300200***	***B3114MP-R300200***
3" x 2½"	3.000"	***B3114MP-G300250***	***B3114MP-R300250***
4" x 1½"	11.125"	***B3114MP-G400150***	***B3114MP-R400150***
4" x 2"	9.125"	***B3114MP-G400200***	***B3114MP-R400200***
4" x 2½"	7.125"	***B3114MP-G400250***	***B3114MP-R400250***
4" x 3"	5.125"	***B3114MP-G400300***	***B3114MP-R400300***
6" x 4"	7.000"	***B3114MP-G600400***	---

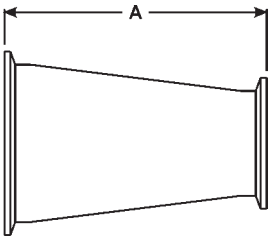

Eccentric - *B3214MP*

Tube OD	Dimension A	*304 Stainless Steel* Part #	*316L Stainless Steel* Part #
1½" x 1"	3.000"	***B3214MP-G150100***	***B3214MP-R150100***
2" x 1"	5.000"	***B3214MP-G200100***	***B3214MP-R200100***
2" x 1½"	3.000"	***B3214MP-G200150***	***B3214MP-R200150***
2½" x 1½"	5.000"	***B3214MP-G250150***	***B3214MP-R250150***
2½" x 2"	3.000"	***B3214MP-G250200***	***B3214MP-R250200***
3" x 1½"	7.000"	***B3214MP-G300150***	***B3214MP-R300150***
3" x 2"	5.000"	***B3214MP-G300200***	***B3214MP-R300200***
3" x 2½"	3.000"	***B3214MP-G300250***	***B3214MP-R300250***
4" x 2"	9.125"	***B3214MP-G400200***	***B3214MP-R400200***
4" x 2½"	7.125"	***B3214MP-G400250***	***B3214MP-R400250***
4" x 3"	5.125"	***B3214MP-G400300***	***B3214MP-R400300***
6" x 3"	6.875"	***B3214MP-G600300***	---
6" x 4"	7.000"	***B3214MP-G600400***	---

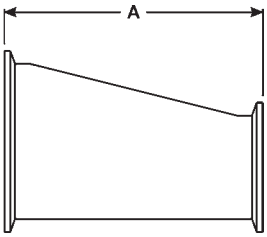

Clamp Crosses

Clamp Crosses - *B9MP*

Tube OD	Dimensions A	Dimensions B	*304 Stainless Steel* Part #	*316L Stainless Steel* Part #
1"	4.750"	2.375"	***B9MP-G100***	***B9MP-R100***
1½"	5.500"	2.750"	***B9MP-G150***	***B9MP-R150***
2"	7.000"	3.500"	***B9MP-G200***	***B9MP-R200***
3"	7.500"	3.750"	***B9MP-G300***	***B9MP-R300***
4"	9.000"	4.500"	***B9MP-G400***	***B9MP-R400***

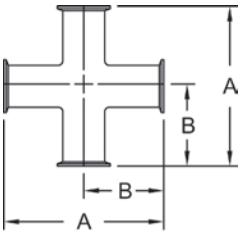

MURDOCK industrial | Sales@MurdockIndustrial.com www.HoseWarehouse.com | Phone: 330-535-7105 Fax: 330-535-1125 | Skype: MurdockIndustrial

Miscellaneous Clamp Configurations

Laterals - *B28AMP*

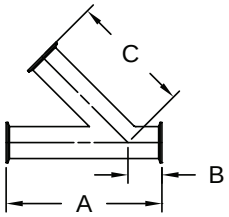

Tube OD	Dimensions A	B	C	*316L Stainless Steel* Part #
1"	7.000"	1.500"	5.500"	***B28AMP-R100***
1½"	8.375"	1.688"	6.688"	***B28AMP-R150***
2"	9.750"	2.125"	7.625"	***B28AMP-R200***
3"	11.750"	2.375"	9.375"	***B28AMP-R300***
4"	14.062"	2.640"	11.312"	***B28AMP-R400***

True Wyes - *B28BMP*

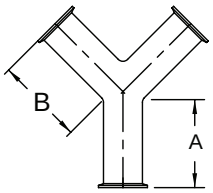

Tube OD	Dimensions A	B	*316L Stainless Steel* Part #
1"	2.500"	2.938"	***B28BMP-R100***
1½"	2.500"	2.938"	***B28BMP-R150***
2"	3.125"	3.750"	***B28BMP-R200***
3"	4.500"	5.375"	***B28BMP-R300***
4"	6.000"	6.000"	***B28BMP-R400***

180° Return Bends - *B2WUMP*

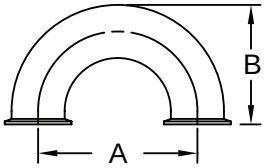

Feature:
- bends are the standard 1.5 x tube diameter

Tube OD	Dimensions A	B	*316L Stainless Steel* Part #
1"	3.000"	2.500"	***B2WUMP-R100***
1½"	4.500"	3.500"	***B2WUMP-R150***
2"	6.000"	4.500"	***B2WUMP-R200***
3"	9.000"	6.500"	***B2WUMP-R300***
4"	12.000"	8.625"	***B2WUMP-R400***

Clamp End Protection Covers - *BCC*

Feature:
- Use these covers to protect all clamp ends on fittings, valves, filters and pumps.

Size	*Vinyl Plastic* Part #
½"	***BCC-050***
¾"	***BCC-075***
1"	***BCC-100***
1½"	***BCC-150***
2"	***BCC-200***
2½"	***BCC-250***
3"	***BCC-300***
4"	***BCC-400***
6"	***BCC-600***
8"	***BCC-800***

MURDOCK industrial | Sales@MurdockIndustrial.com www.HoseWarehouse.com | Phone: 330-535-7105 Fax: 330-535-1125 | Skype: MurdockIndustrial

Quick Weld Ferrules

Features:
- 304 stainless construction
- just slip onto sanitary OD tube and weld
- no need to butt weld

Tube OD	Dimensions A	B	C	*304 Stainless Steel* Part #
1"	.290"	1.005"	.870"	***14QMP-G100***
1½"	.199"	1.505"	1.370"	***14QMP-G150***
2"	.205"	2.005"	1.870"	***14QMP-G200***
2½"	.210"	2.505"	2.370"	***14QMP-G250***
3"	.216"	3.005"	2.870"	***14QMP-G300***
4"	.235"	4.005"	3.834"	***14QMP-G400***
6"	.321"	6.005"	5.782"	***14QMP-G600***

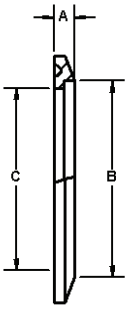

Breakaway Coupling - Clamp

Application:
- minimizes spillage and damage associated with pull away and drive away incidents

Materials:
- 316 stainless steel polished to standard <32R_a, 3A finish
- clamp gasket: EPDM standard, optional material available

Features:
- designed to be installed between a fixed point and a hose
- 13kN break load bolts standard, other break loads available
- coupling breaks away with an excessive load
- other sizes/connection available

Specification:
- working pressure: **350 PSI @ 70°F (21°C)**

Size	*316 Stainless Steel* Part #
2"	***SBC-E200CC13*** NEW
3"	***SBC-E300CC13***

MURDOCK industrial | Sales@MurdockIndustrial.com www.HoseWarehouse.com | Phone: 330-535-7105 Fax: 330-535-1125 | Skype: MurdockIndustrial

Clamp Gaskets

Feature:

- Gasket material approved by 3A (3A), USDA and complies with FDA's 21CFR177.2600 and 1550. PSI Service Ratings for the sanitary clamps DO NOT APPLY to connections (1" and above) using any PTFE gaskets, due to the potential for cold flow under normal operating conditions. PTFE gaskets, when used with any clamp, are likely to leak at pressures far below the published service ratings. This restriction does not apply to the fractionally sized ½" and ¾" connections, due to their recessed, fully contained design.

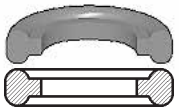
Mini

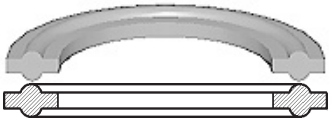
Standard - type 1

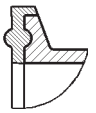

Flanged - type 2

Buna-N - *Black*

Features:

- color code: red dot
- meets 21CFR 177.2600

Type 1 - Standard
½" - ¾"

Type 1 - Standard
1" and larger

Size	*Buna-N* Part #
½"	***42MP-U50***
¾"	***42MP-U75***
1"	***40MP-U100***
1½"	***40MP-U150***
2"	***40MP-U200***
2½"	***40MP-U250***
3"	***40MP-U300***
4"	***40MP-U400***
5"	***40MP-U500***
6"	***40MP-U600***
8"	***40MP-U800***

Buna-N - *White*

Features:

- color code: red dot
- meets 21CFR 177.2600

Type 1 - Standard
½" - ¾"

Type 1 - Standard
1" and larger

Size	*Buna-N* Part #
½"	***42MP-UW50***
¾"	***42MP-UW75***
1"	***40MP-UW100***
1½"	***40MP-UW150***
2"	***40MP-UW200***
2½"	***40MP-UW250***
3"	***40MP-UW300***
4"	***40MP-UW400***
6"	***40MP-UW600***

EPDM - *Black*

Features:

- color code: three green dots
- peroxide cured
- meets 21CFR 177.2600
- passed USP Class VI Cytotoxicity testing

Type 1 - Standard
½" - ¾"

Type 1 - Standard
1" and larger

Size	*EPDM* Part #
½"	***42MP-E50***
¾"	***42MP-E75***
1"	***40MP-E100***
1½"	***40MP-E150***
2"	***40MP-E200***
2½"	***40MP-E250***
3"	***40MP-E300***
4"	***40MP-E400***
6"	***40MP-E600***

Visit dixonvalve.com for sizing charts

MURDOCK industrial | Sales@MurdockIndustrial.com www.HoseWarehouse.com | Phone: 330-535-7105 Fax: 330-535-1125 | Skype: MurdockIndustrial

Clamp Gaskets

FKM - *Black*

Features:
- color code: one white dot, one yellow dot
- peroxide cured
- meets 21CFR 177.2600
- passed USP Class VI Cytotoxicity testing

Size	*FKM* Part #
½"	***42MP-SFY50***
¾"	***42MP-SFY75***
1"	***40MP-SFY100***
1½"	***40MP-SFY150***
2"	***40MP-SFY200***
2½"	***40MP-SFY250***
3"	***40MP-SFY300***
4"	***40MP-SFY400***
6"	***40MP-SFY600***

Type 1 - Standard
½" - ¾"

Type 1 - Standard
1" and larger

Silicone - *White*

Features:
- color code: pink dot
- peroxide cured
- meets 21CFR 177.2600
- passed USP Class VI Cytotoxicity testing

Size	*Silicone* Part #
½"	***42MP-XW50***
¾"	***42MP-XW75***
1"	***40MP-XW100***
1½"	***40MP-XW150***
2"	***40MP-XW200***
2½"	***40MP-XW250***
3"	***40MP-XW300***
4"	***40MP-XW400***
6"	***40MP-XW600***

Type 1 - Standard
½" - ¾"

Type 1 - Standard
1" and larger

Silicone - *Clear*

Features:
- color code: no dot
- peroxide cured
- meets 21CFR 177.2600

Size	*Silicone* Part #
½"	***42MP-XC50***
¾"	***42MP-XC75***
1"	***40MP-XC100***
1½"	***40MP-XC150***
2"	***40MP-XC200***
2½"	***40MP-XC250***
3"	***40MP-XC300***
4"	***40MP-XC400***

Type 1 - Standard
½" - ¾"

Type 1 - Standard
1" and larger

MURDOCK industrial | Sales@MurdockIndustrial.com www.HoseWarehouse.com | Phone: 330-535-7105 Fax: 330-535-1125 | Skype: MurdockIndustrial

Clamp Gaskets

PTFE - *White*

Features:
- color code: no dot
- meets 21CFR 177.1550
- passed USP Class VI Cytotoxicity testing
- not recommended for use with bolted clamps

Type 1 - Standard
½" - ¾"

Type 1 - Standard
1" and larger

Size	*PTFE* Part #
½"	***42MP-G50***
¾"	***42MP-G75***
1"	***40MP-G100***
1½"	***40MP-G150***
2"	***40MP-G200***
2½"	***40MP-G250***
3"	***40MP-G300***
4"	***40MP-G400***
5"	***40MP-G500***
6"	***40MP-G600***
8"	***40MP-G800***
10"	***40MP-G1000***
12"	***40MP-G1200***

PTFE is a material subject to plastic flow. When cycled through heat and then cooled down in process lines, PTFE gaskets will not return to the original configuration and it will continue to compress as the cycling continues. This plastic flow will allow leakage if clamp torques are not maintained.

Buna-N Flanged - *Black*

Features:
- color code: red dot
- meets 21CFR 177.2600
- not recommended for use with bolted clamps



Type 2 - Flanged
1" and larger

Size	*Buna-N* Part #
1"	***40MPF-U100***
1½"	***40MPF-U150***
2"	***40MPF-U200***
2½"	***40MPF-U250***
3"	***40MPF-U300***
4"	***40MPF-U400***
6"	***40MPF-U600***
8"	***40MPF-U800***
10"	***40MPF-U1000***
12"	***40MPF-U1200***

Buna-N Flanged - *White*

Features:
- color code: red dot
- meets 21CFR 177.2600
- not recommended for use with bolted clamps



Type 2 - Flanged
1" and larger

Size	*Buna-N* Part #
1"	***40MPF-UW100***
1½"	***40MPF-UW150***
2"	***40MPF-UW200***
2½"	***40MPF-UW250***
3"	***40MPF-UW300***
4"	***40MPF-UW400***
6"	***40MPF-UW600***

Visit dixonvalve.com for sizing charts

MURDOCK industrial | Sales@MurdockIndustrial.com www.HoseWarehouse.com | Phone: 330-535-7105 Fax: 330-535-1125 | Skype: MurdockIndustrial

Clamp Gaskets

EPDM Flanged - *Black*

Features:
- color code: three green dots
- peroxide cured
- meets 21CFR 177.2600
- passed USP Class VI Cytotoxicity testing
- not recommended for use with bolted clamps

Size	*EPDM* Part #
1"	***40MPF-E100***
1½"	***40MPF-E150***
2"	***40MPF-E200***
2½"	***40MPF-E250***
3"	***40MPF-E300***
4"	***40MPF-E400***
6"	***40MPF-E600***
8"	***40MPF-E800***
10"	***40MPF-E1000***
12"	***40MPF-E1200***



Type 2 - Flanged
1" and larger

FKM Flanged - *Black*

Features:
- color code: one white dot, one yellow dot
- peroxide cured
- meets 21CFR 177.2600
- passed USP Class VI Cytotoxicity testing
- not recommended for use with bolted clamps

Size	*FKM* Part #
1"	***40MPF-SFY100***
1½"	***40MPF-SFY150***
2"	***40MPF-SFY200***
2½"	***40MPF-SFY250***
3"	***40MPF-SFY300***
4"	***40MPF-SFY400***
6"	***40MPF-SFY600***
8"	***40MPF-SFY800***
10"	***40MPF-SFY1000***
12"	***40MPF-SFY1200***



Type 2 - Flanged
1" and larger

Silicone Flanged - *White*

Features:
- color code: pink dot
- peroxide cured
- meets 21CFR 177.2600
- passed USP Class VI Cytotoxicity testing
- not recommended for use with bolted clamps

Size	*Silicone* Part #
1"	***40MPF-XW100***
1½"	***40MPF-XW150***
2"	***40MPF-XW200***
2½"	***40MPF-XW250***
3"	***40MPF-XW300***
4"	***40MPF-XW400***
6"	***40MPF-XW600***
8"	***40MPF-XW800***
10"	***40MPF-XW1000***
12"	***40MPF-XW1200***



Type 2 - Flanged
1" and larger

Visit dixonvalve.com for sizing charts

MURDOCK industrial | Sales@MurdockIndustrial.com www.HoseWarehouse.com | Phone: 330-535-7105 Fax: 330-535-1125 | Skype: MurdockIndustrial

Clamp Gaskets

Buna-N Mesh Screen, 316

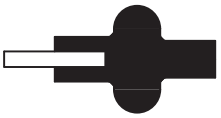

Type 3 - Mesh

Features:
- color code: red dot
- meets 21CFR 177.2600
- 10 mesh standard, other mesh available-call for details

Size	*Buna-N* Part #
1"	***40MPS-U100***
1½"	***40MPS-U150***
2"	***40MPS-U200***
2½"	***40MPS-U250***
3"	***40MPS-U300***
4"	***40MPS-U400***

PTFE Envelope with EPDM Filler

Features:
- color code: usually not marked
- peroxide cured EPDM
- meets 21CFR 177.1550
- PTFE passed USP Class VI Cytotoxicity testing

Size	*PTFE with EPDM Filler* Part #
½"	***42MP-GRE50***
1"	***40MP-GRE100***
1½"	***40MP-GRE150***
2"	***40MP-GRE200***
2½"	***40MP-GRE250***
3"	***40MP-GRE300***
4"	***40MP-GRE400***
6"	***40MP-GRE600***

PTFE Envelope with FKM Filler

Features:
- color code: usually not marked
- peroxide cured FKM
- meets 21CFR 177.1550
- PTFE passed USP Class VI Cytotoxicity testing

Size	*PTFE with FKM Filler* Part #
1"	***40MP-GR100***
1½"	***40MP-GR150***
2"	***40MP-GR200***
2½"	***40MP-GR250***
3"	***40MP-GR300***
4"	***40MP-GR400***
6"	***40MP-GR600***

PTFE is a material subject to plastic flow. When cycled through heat and then cooled down in process lines, PTFE gaskets will not return to the original configuration and it will continue to compress as the cycling continues. This plastic flow will allow leakage if clamp torques are not maintained.

Visit dixonvalve.com for sizing charts

MURDOCK industrial | Sales@MurdockIndustrial.com www.HoseWarehouse.com | Phone: 330-535-7105 Fax: 330-535-1125 | Skype: MurdockIndustrial

Metal Detectable Clamp Gaskets

Materials:

- Metal detectable gaskets are impregnated with stainless steel particles. The addition of stainless steel allows a gasket or gasket pieces to be found with metal detection equipment.

Buna-N

Features:

- good general use where temperature extremes do not exist
- minimum temperature: **-20°F (-29°C)**
- maximum temperature: **212°F (100°C)**

Size	*Buna-N* Part #
1"	***40MP-UZ100***
1½"	***40MP-UZ150***
2"	***40MP-UZ200***
2½"	***40MP-UZ250***
3"	***40MP-UZ300***
4"	***40MP-UZ400***

Type 1 - Standard
1" and larger

EPDM

Features:

- resistant to steam, water and base solutions
- minimum temperature: **-70°F (-57°C)**
- maximum temperature: **310°F (154°C)**

Size	*EPDM* Part #
1"	***40MP-EZ100***
1½"	***40MP-EZ150***
2"	***40MP-EZ200***
2½"	***40MP-EZ250***
3"	***40MP-EZ300***
4"	***40MP-EZ400***

Type 1 - Standard
1" and larger

FKM

Features:

- resistant to steam, heat and high acid solutions
- minimum temperature: **-20°F (-29°C)**
- maximum temperature: **410°F (410°C)**

Size	*FKM* Part #
1"	***40MP-SFYZ100***
1½"	***40MP-SFYZ150***
2"	***40MP-SFYZ200***
2½"	***40MP-SFYZ250***
3"	***40MP-SFYZ300***
4"	***40MP-SFYZ400***

Type 1 - Standard
1" and larger

MURDOCK industrial | Sales@MurdockIndustrial.com www.HoseWarehouse.com | Phone: 330-535-7105 Fax: 330-535-1125 | Skype: MurdockIndustrial

Cam and Groove Transition Fittings [1]

Adapter x Clamp End

Size	*316 Stainless Steel* Part #
1½"	***RE150SE***
2"	***RE200SE***
3"	***RE300SE***

Coupler x Clamp End

Size	*316 Stainless Steel* Part #
1½"	***RC150SE***
2"	***RC200SE***
3"	***RC300SE***

Dixon® Weld to Tube Cam and Groove [1]

Features:
- designed to be welded to standard sanitary tubing
- 316 stainless steel investment casting

Adapter x Weld to Tube End

Size	*316 Stainless Steel* Part #
1"	***RE100BT***
1½"	***RE150BT***
2"	***RE200BT***
3"	***RE300BT***

Boss-Lock™ Coupler x Weld to Tube End

Size	*316 Stainless Steel* Part #
1"	***RC100BT***
1½"	***RC150BT***
2"	***RC200BT***
3"	***RC300BT***

[1] for all other cam and groove options see pages 121-162

MURDOCK industrial | Sales@MurdockIndustrial.com www.HoseWarehouse.com | Phone: 330-535-7105 Fax: 330-535-1125 | Skype: MurdockIndustrial

European Fittings - DIN

DIN 11851 Round Nuts - *13R*

Nominal Size	A (mm)	B (mm)	C (mm)	*304 Stainless Steel* Part Number
1"	21.0	63.0	52 x 1/6	***13R-G100DIN***
1½"	21.0	78.0	65 x 1/6	***13R-G150DIN***
2"	22.0	92.0	78 x 1/6	***13R-G200DIN***
2½"	25.0	112.0	95 x 1/6	***13R-G250DIN***
3"	30.0	127.0	110 x 1/4	***13R-G300DIN***
4"	31.0	148.0	130 x 1/4	***13R-G400DIN***

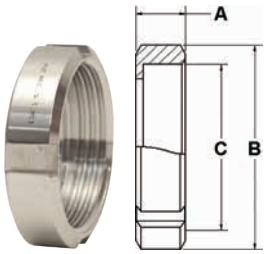

DIN Blank Caps - *16AMP*

Nominal Size	A (mm)	B (mm)	C (mm)	D (mm)	*316 Stainless Steel* Part Number
1"	13.0	44.0	9.9	35.0	***16AMP-R100DIN***
1½"	13.0	56.0	9.9	48.0	***16AMP-R150DIN***
2"	14.0	68.0	10.9	61.0	***16AMP-R200DIN***
2½"	16.0	86.0	11.9	79.0	***16AMP-R250DIN***
3"	16.0	100.0	11.9	93.0	***16AMP-R300DIN***
4"	20.1	120.0	15.0	114.0	***16AMP-R400DIN***

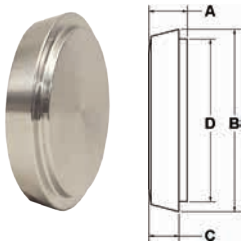

DIN Welding Males - *15A*

Nominal Size	WT (mm)	A (mm)	B (mm)	C (mm)	*316 Stainless Steel* Part Number
1"	1.6	29.0	52 x 1/6	25.4	***15A-R100DIN***
1½"	1.6	33.0	65 x 1/6	38.1	***15A-R150DIN***
2"	1.7	35.0	78 x 1/6	51.0	***15A-R200DIN***
2½"	1.6	40.0	95 x 1/6	63.5	***15A-R250DIN***
3"	1.6	45.0	110 x 1/4	76.2	***15A-R300DIN***
4"	2.0	54.0	130 x 1/4	101.6	***15A-R400DIN***

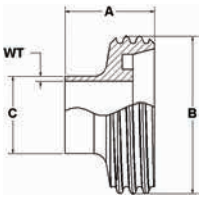

DIN Welding Liners - *14A*

Nominal Size	WT (mm)	A (mm)	B (mm)	C (mm)	*316 Stainless Steel* Part Number
1"	1.6	22.0	44.0	25.4	***14A-R100DIN***
1½"	1.6	26.0	56.0	38.1	***14A-R150DIN***
2"	1.7	28.0	68.0	51.0	***14A-R200DIN***
2½"	1.6	32.0	86.0	63.5	***14A-R250DIN***
3"	1.6	37.0	100.0	76.2	***14A-R300DIN***
4"	2.0	44.0	121.0	101.6	***14A-R400DIN***

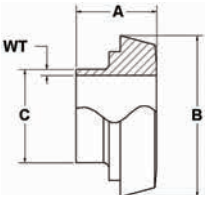

Manufactured in accordance to Imperial DIN 11851

MURDOCK industrial | Sales@MurdockIndustrial.com www.HoseWarehouse.com | Phone: 330-535-7105 Fax: 330-535-1125 | Skype: MurdockIndustrial

European Fittings - SMS

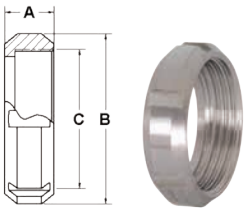

Round Nuts - *13R*

Nominal Size	A (mm)	B (mm)	C (mm)	*304 Stainless Steel* Part Number
1"	19.0	51.0	40 x 1/6	***13R-G100SMS***
1½"	23.0	74.0	60 x 1/6	***13R-G150SMS***
2"	24.0	84.0	70 x 1/6	***13R-G200SMS***
2½"	28.0	100.0	85 x 1/6	***13R-G250SMS***
3"	30.0	114.0	98 x 1/6	***13R-G300SMS***
4"	31.0	138.0	125 x 1/4	***13R-G400SMS***

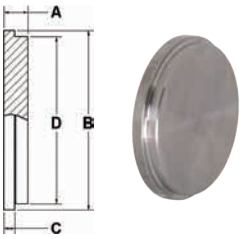

Blank Caps - 16AMP

Nominal Size	A (mm)	B (mm)	C (mm)	D (mm)	*316 Stainless Steel* Part Number
1"	7.5	35.5	3.6	32.0	***16AMP-R100SMS***
1½"	8.0	55.0	4.1	47.9	***16AMP-R150SMS***
2"	9.0	65.0	4.1	60.4	***16AMP-R200SMS***
2½"	9.0	80.0	4.1	73.5	***16AMP-R250SMS***
3"	11.0	93.0	5.1	86.5	***16AMP-R300SMS***
4"	11.0	118.0	5.8	112.5	***16AMP-R400SMS***



Welding Males - *15A*

Nominal Size	WT (mm)	A (mm)	B (mm)	C (mm)	*316 Stainless Steel* Part Number
1"	1.25	19.0	40 x 1/6	25.0	***15A-R100SMS***
1½"	1.25	23.0	60 x 1/6	38.0	***15A-R150SMS***
2"	1.25	23.0	70 x 1/6	51.0	***15A-R200SMS***
2½"	1.50	27.0	85 x 1/6	63.5	***15A-R250SMS***
3"	1.60	27.0	98 x 1/6	76.1	***15A-R300SMS***
4"	2.00	30.0	125 x 1/4	101.6	***15A-R400SMS***

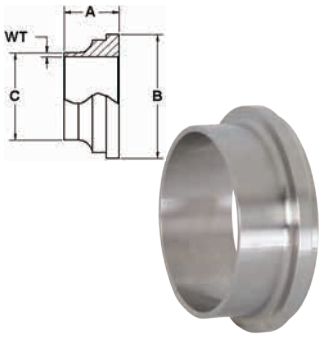

Welding Liners - *14A*

Nominal Size	WT (mm)	A (mm)	B (mm)	C (mm)	*316 Stainless Steel* Part Number
1"	1.25	15.5	35.5	25.0	***14A-R100SMS***
1½"	1.25	16.0	55.0	38.0	***14A-R150SMS***
2"	1.25	17.0	65.0	51.0	***14A-R200SMS***
2½"	1.50	17.0	80.0	63.5	***14A-R250SMS***
3"	1.60	19.0	93.0	76.1	***14A-R300SMS***
4"	2.00	19.0	118.0	101.6	***14A-R400SMS***

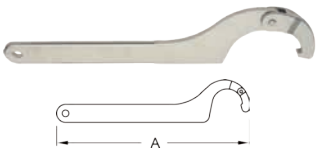

DIN and SMS Spanner Wrenches - SP

Used On Nominal Size	A (mm)	*Nickel Plated Steel* Part Number
1" - 1½"	247.7	***DIN-SMS-60/90SP***
2" - 4"	330.2	***DIN-SMS90/155SP***

Manufactured in accordance to Swedish Milk Standard ISO 2037 and ISO 2851

MURDOCK industrial | Sales@MurdockIndustrial.com www.HoseWarehouse.com | Phone: 330-535-7105 Fax: 330-535-1125 | Skype: MurdockIndustrial

European Fittings - RJT BS: 4825

Hex Nuts - *13H*

Nominal Size	A (mm)	B (mm)	*304 Stainless Steel* Part Number
1"	22.2	50.80	***13H-G100RJT***
1½"	22.2	65.02	***13H-G150RJT***
2"	22.2	79.25	***13H-G200RJT***
2½"	22.2	91.95	***13H-G250RJT***
3"	22.2	104.65	***13H-G300RJT***
4"	22.2	130.05	***13H-G400RJT***

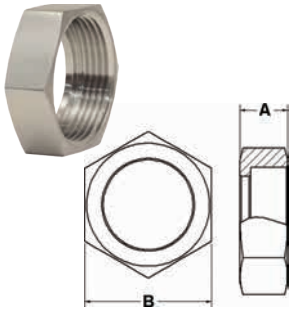

Blank Caps - *13RBN*

Nominal Size	A (mm)	B (mm)	*304 Stainless Steel* Part Number
1"	8.2	41.3	***13RBN-G100RJT***
1½"	8.2	54.0	***13RBN-G150RJT***
2"	8.2	66.7	***13RBN-G200RJT***
2½"	8.2	79.4	***13RBN-G250RJT***
3"	8.2	92.1	***13RBN-G300RJT***
4"	8.2	117.5	***13RBN-G400RJT***

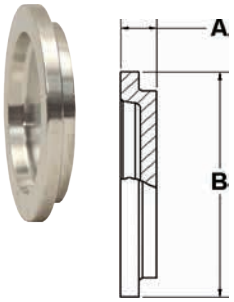

Welding Males - *15A*

Nominal Size	WT (mm)	A (mm)	B (mm)	C (mm)	*316 Stainless Steel* Part Number
1"	1.73	27.0	45.72 x 1/8	25.65	***15A-R100RJT***
1½"	1.73	27.0	58.42 x 1/8	38.35	***15A-R150RJT***
2"	1.73	27.0	72.72 x 1/6	51.05	***15A-R200RJT***
2½"	1.73	27.0	85.42 x 1/6	63.75	***15A-R250RJT***
3"	1.73	27.0	98.12 x 1/6	76.45	***15A-R300RJT***
4"	2.13	27.0	123.52 x 1/6	101.85	***15A-R400RJT***

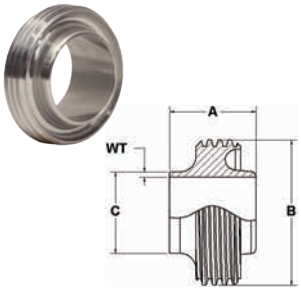

Welding Liners - *14A*

Nominal Size	WT (mm)	A (mm)	B (mm)	C (mm)	*316 Stainless Steel* Part Number
1"	1.73	19.5	41.3	25.65	***14A-R100RJT***
1½"	1.73	19.5	54.0	38.35	***14A-R150RJT***
2"	1.73	19.5	66.7	51.05	***14A-R200RJT***
2½"	1.73	19.5	79.4	63.75	***14A-R250RJT***
3"	1.73	19.5	92.1	76.45	***14A-R300RJT***
4"	2.13	19.5	117.5	101.85	***14A-R400RJT***

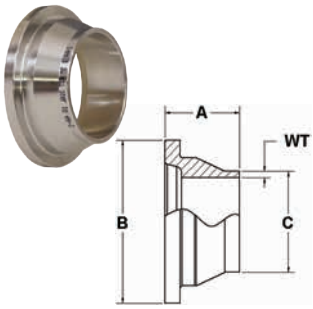

Spanner Wrenches - *SP*

Size	A (mm)	B (mm)	*Aluminum* Part Number
1"	254.00	50.80	***RJT-100SP***
1½"	292.10	65.02	***RJT-150SP***
2"	304.80	79.25	***RJT-200SP***
2½"	342.80	91.95	***RJT-250SP***
3"	368.30	104.65	***RJT-300SP***
4"	444.50	130.05	***RJT-400SP***

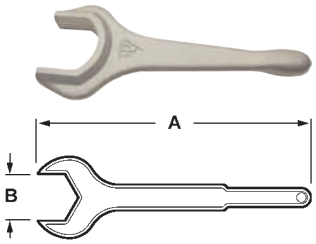

Manufactured in accordance to BS 4825

MURDOCK industrial | Sales@MurdockIndustrial.com www.HoseWarehouse.com | Phone: 330-535-7105 Fax: 330-535-1125 | Skype: MurdockIndustrial

European Fittings - Gaskets

DIN Buna-N - *Black*

Feature:
- color code: red dot

Approval:
- meets 21CFR 177.2600

Nominal Size	ID (mm)	OD (mm)	DIN 11851 Part Number
1"	29.97	39.88	***40MP-U100DIN***
1½"	41.91	52.07	***40MP-U150DIN***
2"	54.10	64.01	***40MP-U200DIN***
2½"	71.12	81.03	***40MP-U250DIN***
3"	85.09	95.00	***40MP-U300DIN***
4"	103.89	114.05	***40MP-U400DIN***

SMS Buna-N - *Black*

Feature:
- color code: red dot

Approval:
- meets 21CFR 177.2600

Nominal Size	ID (mm)	OD (mm)	L Style Part Number
1"	24.89	32.00	***40MP-U100SMS***
1½"	37.49	48.00	***40MP-U150SMS***
2"	50.80	61.00	***40MP-U200SMS***
2½"	63.50	73.40	***40MP-U250SMS***
3"	75.95	86.10	***40MP-U300SMS***
4"	103.89	114.00	***40MP-U400SMS***

RJT Buna-N - *Black*

Feature:
- color code: red dot

Approval:
- meets 21CFR 177.2600

Nominal Size	ID (mm)	OD (mm)	Part Number
1"	26.92	6.35	***40MP-U100RJT***
1½"	39.62	6.35	***40MP-U150RJT***
2"	52.32	6.35	***40MP-U200RJT***
2½"	65.08	6.35	***40MP-U250RJT***
3"	77.72	6.35	***40MP-U300RJT***
4"	103.12	6.35	***40MP-U400RJT***

MURDOCK industrial | Sales@MurdockIndustrial.com www.HoseWarehouse.com | Phone: 330-535-7105 Fax: 330-535-1125 | Skype: MurdockIndustrial

Bevel Seat Nuts - 13H

Feature:
- maximum operating pressure: **400 PSI**

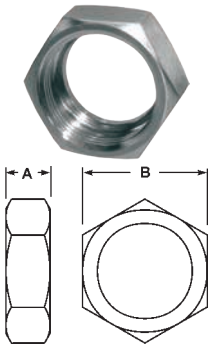

Tube OD	Dimensions A	Dimensions B	*304 Stainless Steel (CF8)* Part #
1"	.906"	1.812"	***13H-G100***
1½"	.968"	2.406"	***13H-G150***
2"	1.062"	3.000"	***13H-G200***
2½"	1.187"	3.594"	***13H-G250***
3"	1.281"	4.188"	***13H-G300***
4"	1.500"	5.438"	***13H-G400***

Bevel Seat Wrenches

Single Sided Hex - *25H*

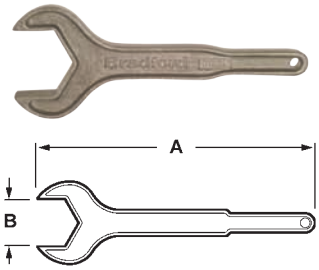

Tube OD	Dimensions A	Dimensions B	*Aluminum* Part #
1"	10.500"	1.812"	***25H-100***
1½"	12.000"	2.406"	***25H-150***
2"	14.000"	3.000"	***25H-200***
2½"	16.250"	3.594"	***25H-250***
3"	18.500"	4.188"	***25H-300***
4"	19.500"	5.438"	***25H-400***

Two Sided Hex - *25H*



Tube OD	Dimensions A	Dimensions B	Dimensions C	*Aluminum* Part #
1½" x 1"	12.000"	2.406"	1.812"	***25H-150100***
2" x 1½"	14.000"	3.000"	2.406"	***25H-200150***
2½" x 2"	16.500"	3.594"	3.000"	***25H-250200***
3" x 2"	18.000"	4.188"	3.000"	***25H-300200***
3" x 2½"	18.000"	4.188"	3.594"	***25H-300250***

MURDOCK industrial | Sales@MurdockIndustrial.com www.HoseWarehouse.com | Phone: 330-535-7105 Fax: 330-535-1125 | Skype: MurdockIndustrial

Bevel Seat Ferrules

Short Plain Weld - *14PRF*

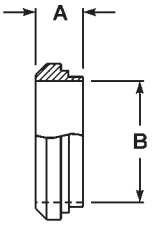

Tube OD	Dimensions A	Dimensions B	*304 Stainless Steel* Part #
1"	.718"	.870"	***14PRF-G100***
1½"	.718"	1.370"	***14PRF-G150***
2"	.750"	1.870"	***14PRF-G200***
2½"	.875"	2.370"	***14PRF-G250***
3"	.906"	2.870"	***14PRF-G300***
4"	1.031"	3.834"	***14PRF-G400***

Long Plain Weld - *14A*

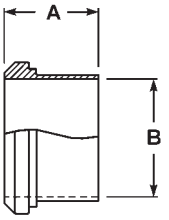

Tube OD	Dimensions A	Dimensions B	*304 Stainless Steel* Part #
1"	1.375"	.870"	***14A-G100***
1½"	1.500"	1.370"	***14A-G150***
2"	1.500"	1.870"	***14A-G200***
2½"	1.750"	2.370"	***14A-G250***
3"	1.750"	2.870"	***14A-G300***
4"	1.750"	3.834"	***14A-G400***

Recessless Plain for Expanding - *14R*

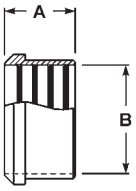

Tube OD	Dimensions A	Dimensions B	*304 Stainless Steel* Part #
1½"	1.125"	1.505"	***14R-G150***
2"	1.312"	2.005"	***14R-G200***
2½"	1.375"	2.505"	***14R-G250***
3"	1.437"	3.005"	***14R-G300***
4"	1.500"	4.005"	***14R-G400***

[1] Meets 3-A Standard Number 63-03 when used to modify or repair existing on-site farm milk handling systems.

Short Threaded Weld - *15TRF*

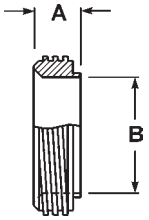

Tube OD	Dimensions A	Dimensions B	*304 Stainless Steel* Part #
1"	.718"	.870"	***15TRF-G100***
1½"	.718"	1.370"	***15TRF-G150***
2"	.750"	1.870"	***15TRF-G200***
2½"	.875"	2.370"	***15TRF-G250***
3"	.906"	2.870"	***15TRF-G300***
4"	1.031"	3.834"	***15TRF-G400***

MURDOCK industrial | Sales@MurdockIndustrial.com www.HoseWarehouse.com | Phone: 330-535-7105 Fax: 330-535-1125 | Skype: MurdockIndustrial

Bevel Seat Ferrules

Long Threaded Weld - *15A*

Tube OD	Dimensions A	Dimensions B	*304 Stainless Steel* Part #
1"	1.375"	.870"	***15A-G100***
1½"	1.500"	1.370"	***15A-G150***
2"	1.500"	1.870"	***15A-G200***
2½"	1.750"	2.370"	***15A-G250***
3"	1.750"	2.870"	***15A-G300***
4"	1.750"	3.834"	***15A-G400***

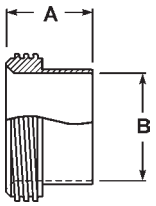

Recessless Threaded for Expanding - *15R*

Tube OD	Dimensions A	Dimensions B	*304 Stainless Steel* Part #
1	.812"	1.005"	***15R-G100***
1½"	1.125"	1.505"	***15R-G150***
2"	1.375"	2.005"	***15R-G200***
2½"	1.500"	2.505"	***15R-G250***
3"	1.625"	3.005"	***15R-G300***
4"	1.675"	4.005"	***15R-G400***

[1] Meets 3-A Standard Number 63-03 when used to modify or repair existing on-site farm milk handling systems.

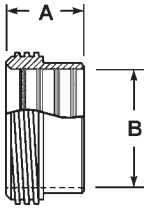

Bevel Seat End Caps

Plain Solid - *16A*

Tube OD	Dimension A	*304 Stainless Steel* Part #
1"	1.312"	***16A-G100***
1½"	1.843"	***16A-G150***
2"	2.375"	***16A-G200***
2½"	2.906"	***16A-G250***
3"	3.437"	***16A-G300***
4"	4.500"	***16A-G400***

Bevel Seat Adapters

Plain x Male NPT with Hex Nut - *14-19*

Tube OD	Dimension A	*304 Stainless Steel* Part #
1½"	3.250"	***14-19-G150***
2"	3.312"	***14-19-G200***
3"	4.250"	***14-19-G300***

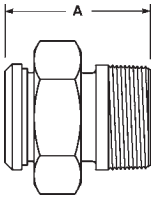

MURDOCK industrial | Sales@MurdockIndustrial.com www.HoseWarehouse.com | Phone: 330-535-7105 Fax: 330-535-1125 | Skype: MurdockIndustrial

Bevel Seat Elbows

90° Threaded x Plain with Hex Nut - *B2F*

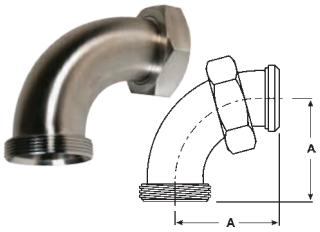

Tube OD	Dimension A	*304 Stainless Steel* Part #
1½"	2.968"	***B2F-G150***
2"	3.750"	***B2F-G200***
2½"	4.625"	***B2F-G250***
3"	5.406"	***B2F-G300***

90° Plain x Plain with Hex Nut - *B2E*

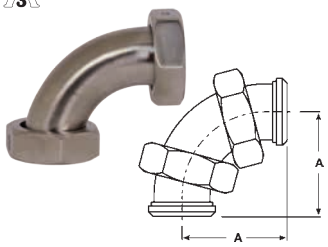

Tube OD	Dimension A	*304 Stainless Steel* Part #
1½"	2.968"	***B2E-G150***
2"	3.750"	***B2E-G200***
2½"	4.625"	***B2E-G250***
3"	5.406"	***B2E-G300***

Bevel Seat Reducers

Plain x Threaded Concentric - *B3115F*

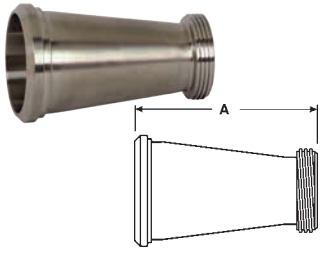

Tube OD	Dimension A	*304 Stainless Steel* Part #
2" x 1½"	3.468"	***B3115F-G200150***
2½" x 2"	3.625"	***B3115F-G250200***
3" x 2"	5.656"	***B3115F-G300200***
3" x 2½"	3.781"	***B3115F-G300250***
4" x 3"	5.937"	***B3115F-G400300***

Threaded x Plain with Hex Nut Concentric - *B31TP*

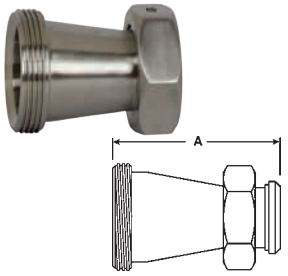

Tube OD	Dimension A	*304 Stainless Steel* Part #
2" x 1½"	3.468"	***B31TP-G200150***
2½" x 2"	3.625"	***B31TP-G250200***
3" x 2"	5.656"	***B31TP-G300200***
3" x 2½"	3.781"	***B31TP-G300250***
4" x 3"	5.937"	***B31TP-G400300***

Breakaway Coupling - Bevel Seat

Application:
- minimizes spillage and damage associated with pull away and drive away incidents

Materials:
- 316 stainless steel polished to standard <32R_a, 3A finish
- clamp gasket: EPDM standard, optional material available

Features:
- designed to be installed between a fixed point and a hose
- 13kN break load bolts standard, other break loads available
- coupling breaks away with an excessive load
- other sizes / connections available

Specification:
- working pressure: **350 PSI @ 70°F (21°C)**

Size	*316 Stainless Steel* Part #
2"	***SBC-E200TP13*** NEW
3"	***SBC-E300TP13***

MURDOCK industrial | Sales@MurdockIndustrial.com www.HoseWarehouse.com | Phone: 330-535-7105 Fax: 330-535-1125 | Skype: MurdockIndustrial

Bevel Seat Gaskets

Buna-N - *Black*

Features:
- color code: red dot
- meets 21CFR 177.2600

Size	*Buna-N* Part #
1"	***40BS-O100***
1½"	***40BS-O150***
2"	***40BS-O200***
2½"	***40BS-O250***
3"	***40BS-O300***
4"	***40BS-O400***

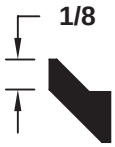

PTFE - *White*

Features:
- color code: no dot
- meets 21CFR 177.1550
- passed USP Class VI Cytotoxicity testing

Size	*PTFE* Part #
1"	***40BS-S100***
1½"	***40BS-S150***
2"	***40BS-S200***
2½"	***40BS-S250***
3"	***40BS-S300***
4"	***40BS-S400***

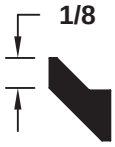

Heavy PTFE - *White*

Features:
- color code: no dot
- meets 21CFR 177.1550
- passed USP Class VI Cytotoxicity testing

Size	*PTFE* Part #
1"	***40BS-H100***
1½"	***40BS-H150***
2"	***40BS-H200***
2½"	***40BS-H250***
3"	***40BS-H300***
4"	***40BS-H400***

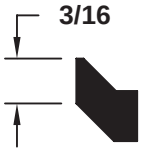

PTFE is a material subject to plastic flow. When cycled through heat and then cooled down in process lines, PTFE gaskets will not return to the original configuration and it will continue to compress as the cycling continues. This plastic flow will allow leakage if clamp torques are not maintained.

MURDOCK industrial | Sales@MurdockIndustrial.com www.HoseWarehouse.com | Phone: 330-535-7105 Fax: 330-535-1125 | Skype: MurdockIndustrial

I-line / Q-line Clamps

Heavy Duty - *13ILH*

Tube OD	Service Pressure PSI Rating @ 70°F (21°C) [1]	Service Pressure PSI Rating @ 250°F (121°C) [1]	Dimension A	*304 Stainless Steel* Part #
1" - 1½"	**700**	**250**	2.122"	***13ILH100-150***
2"	**450**	**250**	2.654"	***13ILH200***
2½"	**450**	**200**	3.185"	***13ILH250***
3"	**350**	**150**	3.717"	***13ILH300***
4"	**200**	**125**	4.820"	***13ILH400***
6"	**150**	**100**	7.689"	***13ILH600***
8"	**125**	**75**	9.689"	***13ILH800***

[1] wing nut tightened to 25 in. lbs. of torque

Bolted - *13ILB*

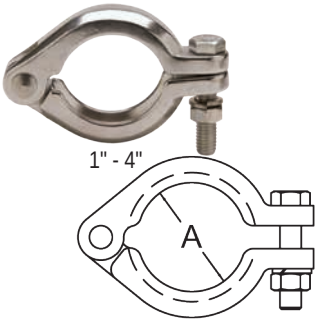

Tube OD	Service Pressure PSI Rating @ 70°F (21°C) [1]	Service Pressure PSI Rating @ 250°F (121°C) [1]	Dimension A	*304 Stainless Steel* Part #
1" - 1½"	**1220**	**1100**	2.122"	***13ILB100-150***
2"	**900**	**830**	2.654"	***13ILB200***
2½"	**720**	**660**	3.185"	***13ILB250***
3"	**600**	**550**	3.717"	***13ILB300***
4"	**570**	**525**	4.820"	***13ILB400***

[1] nut tightened to 20 ft. lbs. of torque

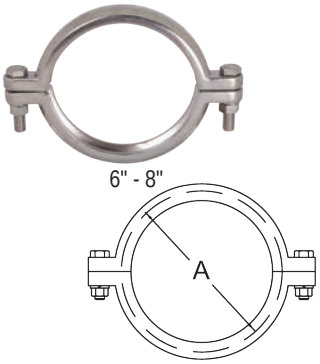

Tube OD	Service Pressure PSI Rating @ 70°F (21°C) [1]	Service Pressure PSI Rating @ 250°F (121°C) [1]	Dimension A	*304 Stainless Steel* Part #
6"	**300**	**200**	7.689"	***13ILB600***
8"	**250**	**150**	9.689"	***13ILB800***

[1] nut tightened to 20 ft. lbs. of torque

MURDOCK industrial | Sales@MurdockIndustrial.com www.HoseWarehouse.com | Phone: 330-535-7105 Fax: 330-535-1125 | Skype: MurdockIndustrial

I-Line - Ferrules

Male Short Weld - *14WI*

Tube OD	Dimension A	*304 Stainless Steel* Part #	*316L Stainless Steel* Part #
1"	.600"	***14WI-G100***	***14WI-R100***
1½"	.765"	***14WI-G150***	***14WI-R150***
2"	.790"	***14WI-G200***	***14WI-R200***
2½"	.848"	***14WI-G250***	***14WI-R250***
3"	.906"	***14WI-G300***	***14WI-R300***
4"	1.031"	***14WI-G400***	***14WI-R400***
6"	.940"	---	***14WI-R600***
8"	.940"	---	***14WI-R800***

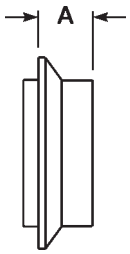

Male Long Weld - *14WLI*

Tube OD	Dimension A	*304 Stainless Steel* Part #	*316L Stainless Steel* Part #
1"	1.562"	***14WLI-G100***	***14WLI-R100***
1½"	1.843"	***14WLI-G150***	***14WLI-R150***
2"	2.062"	***14WLI-G200***	***14WLI-R200***
2½"	2.188"	***14WLI-G250***	***14WLI-R250***
3"	2.375"	***14WLI-G300***	***14WLI-R300***
4"	2.688"	***14WLI-G400***	***14WLI-R400***
6"	2.688"	---	***14WLI-R600***

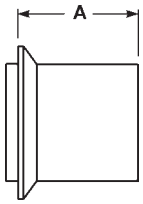

Female Short Weld - *15WI*

Tube OD	Dimension A	*304 Stainless Steel* Part #	*316L Stainless Steel* Part #
1"	.785"	***15WI-G100***	***15WI-R100***
1½"	.950"	***15WI-G150***	***15WI-R150***
2"	1.040"	***15WI-G200***	***15WI-R200***
2½"	1.160"	***15WI-G250***	***15WI-R250***
3"	1.220"	***15WI-G300***	***15WI-R300***
4"	1.350"	***15WI-G400***	***15WI-R400***
6"	1.125"	---	***15WI-R600***
8"	1.125"	---	***15WI-R800***

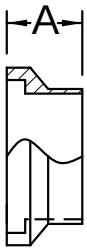

Female Long Weld - *15WLI*

Tube OD	Dimension A	*304 Stainless Steel* Part #	*316L Stainless Steel* Part #
1"	1.750"	***15WLI-G100***	***15WLI-R100***
1½"	2.031"	***15WLI-G150***	***15WLI-R150***
2"	2.312"	***15WLI-G200***	***15WLI-R200***
2½"	2.500"	***15WLI-G250***	***15WLI-R250***
3"	2.688"	***15WLI-G300***	***15WLI-R300***
4"	3.000"	***15WLI-G400***	***15WLI-R400***
6"	3.000"	---	***15WLI-R600***

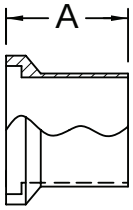

MURDOCK industrial | Sales@MurdockIndustrial.com www.HoseWarehouse.com | Phone: 330-535-7105 Fax: 330-535-1125 | Skype: MurdockIndustrial

Q-Line - Ferrules

Weld - *14WQ*

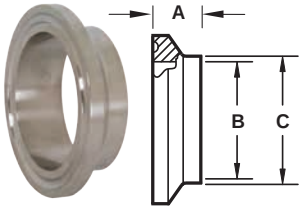

Tube OD	Dimensions A	B	C	*304 Stainless Steel* Part #
1"	.531"	.870"	1.000"	***14WQ-G100***
1½"	.563"	1.370"	1.500"	***14WQ-G150***
2"	.813"	1.870"	2.000"	***14WQ-G200***
2½"	.938"	2.370"	2.500"	***14WQ-G250***
3"	.938"	2.870"	3.000"	***14WQ-G300***
4"	1.000"	3.834"	4.000"	***14WQ-G400***

I-Line / Q-Line - End Caps

Male Solid - *16AI-14I*

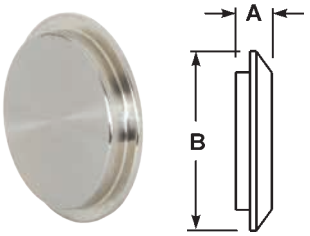

Tube OD	Dimensions A	B	*304 Stainless Steel* Part #	*316L Stainless Steel* Part #
1"	.500"	1.985"	***16AI-14I100***	***16AI-14I100R***
1½"	.500"	1.985"	***16AI-14I150***	***16AI-14I150R***
2"	.562"	2.640"	***16AI-14I200***	***16AI-14I200R***
2½"	.750"	3.307"	***16AI-14I250***	***16AI-14I250R***
3"	.750"	3.870"	***16AI-14I300***	***16AI-14I300R***
4"	.750"	4.870"	***16AI-14I400***	***16AI-14I400R***
6"	.750"	7.495"	---	***16AI-14I600R***
8"	.800"	9.495"	---	***16AI-14I800R***

Female Solid - *16AI-15I*

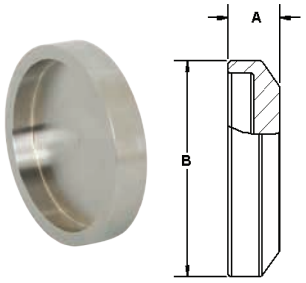

Tube OD	Dimensions A	B	*304 Stainless Steel* Part #	*316L Stainless Steel* Part #
1"	.500"	1.985"	***16AI-15I100***	***16AI-15I100R***
1½"	.500"	1.985"	***16AI-15I150***	***16AI-15I150R***
2"	.562"	2.640"	***16AI-15I200***	***16AI-15I200R***
2½"	.750"	3.307"	***16AI-15I250***	***16AI-15I250R***
3"	.750"	3.870"	***16AI-15I300***	***16AI-15I300R***
4"	.765"	4.870"	***16AI-15I400***	***16AI-15I400R***
6"	.869"	7.495"	---	***16AI-15I600R***
8"	.800"	9.495"	---	***16AI-15I800R***

Solid - *16AQ*

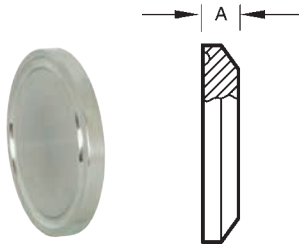

Tube OD	Dimension A	*304 Stainless Steel* Part #
1"	.313"	***16AQ-G100***
1½"	.313"	***16AQ-G150***
2"	.438"	***16AQ-G200***
2½"	.500"	***16AQ-G250***
3"	.500"	***16AQ-G300***
4"	.625"	***16AQ-G400***

MURDOCK industrial | Sales@MurdockIndustrial.com www.HoseWarehouse.com | Phone: 330-535-7105 Fax: 330-535-1125 | Skype: MurdockIndustrial

I-line Gaskets

3/32" Buna-N - *Black*

Features:
- color code: red dot
- meets 21CFR 177.2600

Size	*Buna-N* Part #
1"	***40IH100***
1½"	***40IH150***
2"	***40IH200***
2½"	***40IH250***
3"	***40IH300***
4"	***40IH400***
6"	***40IH600***
8"	***40IH800***

1/16" PTFE - *White*

Features:
- color code: no dot
- meets 21CFR 177.1550
- passed USP class VI cytotoxicity testing

Size	*PTFE* Part #
1"	***40IT100***
1½"	***40IT150***
2"	***40IT200***
2½"	***40IT250***
3"	***40IT300***
4"	***40IT400***
6"	***40IT600***
8"	***40IT800***

PTFE is a material subject to plastic flow. When cycled through heat and then cooled down in process lines, PTFE gaskets will not return to the original configuration and it will continue to compress as the cycling continues. This plastic flow will allow leakage if clamp torques are not maintained.

3/32" EPDM - *White*

Features:
- color code: three green dots
- meets 21CFR 177.2600
- passed USP class VI cytotoxicity testing
- peroxide cured

Size	*EPDM* Part #
1"	***40IE100***
1½"	***40IE150***
2"	***40IE200***
2½"	***40IE250***
3"	***40IE300***
4"	***40IE400***
6"	***40IE600***
8"	***40IE800***

MURDOCK industrial | Sales@MurdockIndustrial.com www.HoseWarehouse.com | Phone: 330-535-7105 Fax: 330-535-1125 | Skype: MurdockIndustrial

I-line Gaskets

1/16" FKM - *Black*

Features:
- color code: one white dot, one yellow dot
- meets 21CFR 177.1550
- passed USP Class VI Cytotoxicity testing
- peroxide cured

Size	*FKM* Part #
1"	***40IV100***
1½"	***40IV150***
2"	***40IV200***
2½"	***40IV250***
3"	***40IV300***
4"	***40IV400***
6"	***40IV600***
8"	***40IV800***

Q-line Gaskets

Buna-N - *Black*

Features:
- color code: red dot
- meets 21CFR 177.2600

Size	*Buna-N* Part #
1"	***40QH100***
1½"	***40QH150***
2"	***40QH200***
2½"	***40QH250***
3"	***40QH300***
4"	***40QH400***

PTFE - *White*

Features:
- color code: no dot
- meets 21CFR 177.1550
- passed USP Class VI Cytotoxicity testing

Size	*PTFE* Part #
1"	***40QT100***
1½"	***40QT150***
2"	***40QT200***
2½"	***40QT250***
3"	***40QT300***
4"	***40QT400***

PTFE is a material subject to plastic flow. When cycled through heat and then cooled down in process lines, PTFE gaskets will not return to the original configuration and it will continue to compress as the cycling continues. This plastic flow will allow leakage if clamp torques are not maintained.

MURDOCK industrial | Sales@MurdockIndustrial.com www.HoseWarehouse.com | Phone: 330-535-7105 Fax: 330-535-1125 | Skype: MurdockIndustrial

Pipe Size Clamps

Schedule 5S and 10S Single Pin Heavy Duty - *13MHHV*

Pipe Size	Service Pressure PSI Rating @ 70°F (21°C) [1]	Dimension A	*304 Stainless Steel* Part #
1"	**500**	2.122"	***13MHHV100***
1½"	**450**	2.654"	***13MHHV150***
2"	**400**	3.185"	***13MHHV200***
2½"	**350**	3.717"	***13MHHV250***
3"	**250**	4.263"	***13MHHV300***
4"	**150**	5.263"	***13MHHV400***
6"	**100**	7.500"	***13MHHV600***

[1] wing nut tightened to 25 in. lbs. of torque

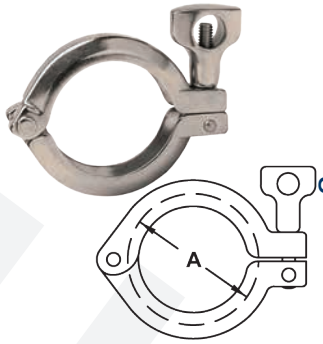

Bolted - *13MHPV400*

Pipe Size	Service Pressure PSI Rating @ 70°F (21°C) [1]	Dimension A	*304 Stainless Steel* Part #
4"	**400**	5.187"	***13MHPV400***

[1] nut tightened to 20 ft. lbs. of torque

- For additional information on pipe dimensions please reference dixonvalve.com.

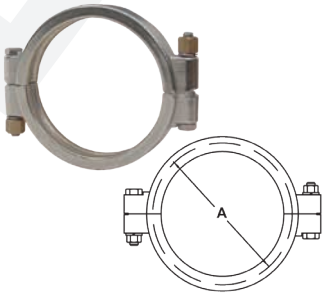

Pipe Size Ferrules

Schedule 5S Short Weld - *14WMV*

Pipe Size	Dimensions A	B	C	*316L Stainless Steel* Part #
1"	.500"	1.185"	1.315"	***14WMV-R100***
1½"	.500"	1.770"	1.900"	***14WMV-R150***
2"	.500"	2.245"	2.375"	***14WMV-R200***
2½"	.500"	2.709"	2.875"	***14WMV-R250***
3"	.500"	3.334"	3.500"	***14WMV-R300***
4"	.625"	4.334"	4.500"	***14WMV-R400***
6"	.875"	6.407"	6.625"	***14WMV-R600***

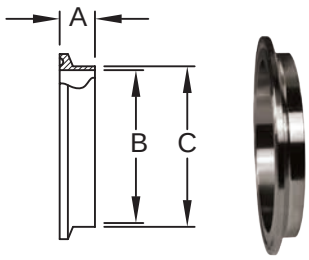

Schedule 10S Short Weld - *14WMX*

Pipe Size	Dimensions A	B	C	*316L Stainless Steel* Part #
1"	.500"	1.097"	1.315"	***14WMX-R100***
1½"	.500"	1.682"	1.900"	***14WMX-R150***
2"	.500"	2.157"	2.375"	***14WMX-R200***
2½"	.500"	2.635"	2.875"	***14WMX-R250***
3"	.500"	3.260"	3.500"	***14WMX-R300***
4"	.625"	4.260"	4.500"	***14WMX-R400***
6"	.875"	6.350"	6.625"	***14WMX-R600***

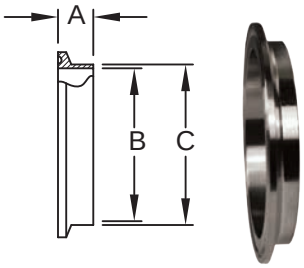

- For additional information on pipe dimensions please reference dixonvalve.com.

MURDOCK industrial | Sales@MurdockIndustrial.com www.HoseWarehouse.com | Phone: 330-535-7105 Fax: 330-535-1125 | Skype: MurdockIndustrial

Pipe Size Ferrules

Schedule 5S Long Weld - *L14AM7V*

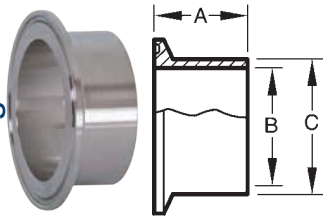

Pipe Size	Dimensions A	Dimensions B	Dimensions C	*316L Stainless Steel* Part #
1"	1.125"	1.185"	1.315"	***L14AM7V-R100***
1½"	1.125"	1.770"	1.900"	***L14AM7V-R150***
2"	1.125"	2.245"	2.375"	***L14AM7V-R200***
2½"	1.125"	2.709"	2.875"	***L14AM7V-R250***
3"	1.125"	3.334"	3.500"	***L14AM7V-R300***
4"	1.125"	4.334"	4.500"	***L14AM7V-R400***

Schedule 10S Long Weld - *L14AM7X*

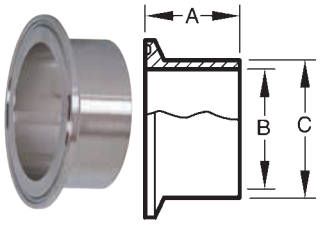

Pipe Size	Dimensions A	Dimensions B	Dimensions C	*316L Stainless Steel* Part #
1"	1.125"	1.097"	1.315"	***L14AM7X-R100***
1½"	1.125"	1.682"	1.900"	***L14AM7X-R150***
2"	1.125"	2.157"	2.375"	***L14AM7X-R200***
2½"	1.125"	2.635"	2.875"	***L14AM7X-R250***
3"	1.125"	3.260"	3.500"	***L14AM7X-R300***
4"	1.125"	4.260"	4.500"	***L14AM7X-R400***

- For additional information on pipe dimensions please reference dixonvalve.com.

Pipe Size End Caps

Schedule 5S and 10S Solid - *16AMV*

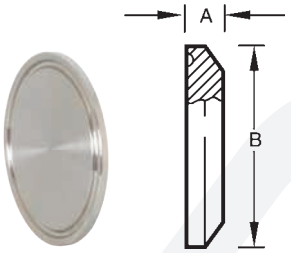

Pipe Size	Dimensions A	Dimensions B	*304 Stainless Steel* Part #	*316L Stainless Steel* Part #
1"	.250"	1.984"	***16AMV-G100***	***16AMV-R100***
1½"	.250"	2.516"	***16AMV-G150***	***16AMV-R150***
2"	.250"	3.047"	***16AMV-G200***	***16AMV-R200***
2½"	.250"	3.579"	***16AMV-G250***	***16AMV-R250***
3"	.312"	4.125"	***16AMV-G300***	***16AMV-R300***
4"	.312"	5.125"	***16AMV-G400***	***16AMV-R400***

- Specify if you are using a piping system or a tubing system when ordering.
- For additional information on pipe dimensions please reference dixonvalve.com.

MURDOCK industrial | Sales@MurdockIndustrial.com www.HoseWarehouse.com | Phone: 330-535-7105 Fax: 330-535-1125 | Skype: MurdockIndustrial

Pipe Size Adapters

Tube OD Weld x Schedule 5S Weld - *B19WV*

Pipe Size	Dimension A	Tube Wall Thickness	Pipe Wall Thickness	*316L Stainless Steel* Part #
1"	2.000"	.065"	.065"	***B19WV-R100***
1½"	2.500"	.065"	.065"	***B19WV-R150***
2"	2.500"	.065"	.065"	***B19WV-R200***
2½"	2.500"	.065"	.084"	***B19WV-R250***
3"	2.500"	.065"	.084"	***B19WV-R300***
4"	3.000"	.084"	.084"	***B19WV-R400***

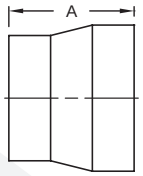

Tube OD Weld x Schedule 10S Weld - *B19WX*

Pipe Size	Dimension A	Tube Wall Thickness	Pipe Wall Thickness	*316L Stainless Steel* Part #
1"	2.000"	.065"	.109"	***B19WX-R100***
1½"	2.500"	.065"	.109"	***B19WX-R150***
2"	2.500"	.065"	.109"	***B19WX-R200***
2½"	2.500"	.065"	.120"	***B19WX-R250***
3"	2.500"	.065"	.120"	***B19WX-R300***
4"	3.000"	.084"	.120"	***B19WX-R400***

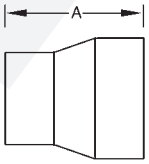

Clamp x Schedule 10S Weld - *B19MPX*

Pipe Size	Dimensions A	B	C	Pipe Wall Thickness	*316L Stainless Steel* Part #
1"	1.125"	1.097"	1.315"	.109"	***B19MPX-R100***
1½"	1.125"	1.682"	1.900"	.109"	***B19MPX-R150***
2"	1.125"	2.157"	2.375"	.109"	***B19MPX-R200***
2½"	1.125"	2.635"	2.875"	.120"	***B19MPX-R250***
3"	1.125"	3.260"	3.500"	.120"	***B19MPX-R300***
4"	1.125"	4.260"	4.500"	.120"	***B19MPX-R400***

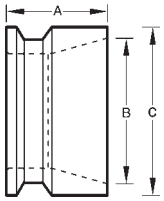

- For additional information on pipe dimensions please reference dixonvalve.com.

MURDOCK industrial | Sales@MurdockIndustrial.com www.HoseWarehouse.com | Phone: 330-535-7105 Fax: 330-535-1125 | Skype: MurdockIndustrial

Pipe Size Hangers

Sanitary Fittings

Hex with Rubber Grommets - *B24RV* [1]

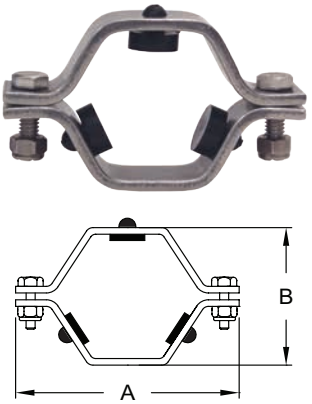

Pipe Size	Dimensions A	Dimensions B	*304 Stainless Steel* Part #
1"	3.7"	2.2"	***B24RV-G100***
1½"	4.4"	2.8"	***B24RV-G150***
2"	5.0"	3.3"	***B24RV-G200***
2½"	5.6"	3.7"	***B24RV-G250***
3"	6.1"	4.3"	***B24RV-G300***
4"	7.6"	5.0"	***B24RV-G400***
6"	9.8"	7.2"	***B24RV-G600***

[1] for coupler options call Dixon®

Hex with Polypropylene Sleeves - *B24PV* [1]

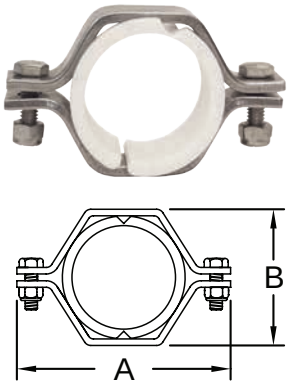

Pipe Size	Dimensions A	Dimensions B	*304 Stainless Steel* Part #
1"	3.750"	2.125"	***B24PV-G100***
1½"	4.312"	2.625"	***B24PV-G150***
2"	5.000"	3.125"	***B24PV-G200***
2½"	5.625"	3.785"	***B24PV-G250***
3"	6.000"	4.250"	***B24PV-G300***
4"	7.500"	5.127"	***B24PV-G400***
6"	9.750"	7.375"	***B24PV-G600***

[1] for coupler options call Dixon®

Sleeves - *13PV*

Size	*Polypropylene* Part #
1"	***13PV-100***
1½"	***13PV-150***
2"	***13PV-200***
2½"	***13PV-250***
3"	***13PV-300***
4"	***13PV-400***
6"	***13PV-600***

- For additional information on pipe dimensions please reference dixonvalve.com.

MURDOCK industrial | Sales@MurdockIndustrial.com www.HoseWarehouse.com | Phone: 330-535-7105 Fax: 330-535-1125 | Skype: MurdockIndustrial

Schedule 5S and 10S Pipe Gaskets

Buna-N - *40MPV-U*, Black

Features:
- color code: red dot
- meets 21CFR 177.2600

Size	*Buna-N* Part #
1"	***40MPV-U100***
1½"	***40MPV-U150***
2"	***40MPV-U200***
2½"	***40MPV-U250***
3"	***40MPV-U300***
4"	***40MPV-U400***

PTFE - *40MPV-G*, White

Features:
- color code: no dot
- meets 21CFR 177.1550
- passed USP Class VI Cytotoxicity testing
- not recommended for use with bolted clamps

Size	*PTFE* Part #
1"	***40MPV-G100***
1½"	***40MPV-G150***
2"	***40MPV-G200***
2½"	***40MPV-G250***
3"	***40MPV-G300***
4"	***40MPV-G400***

PTFE is a material subject to plastic flow. When cycled through heat and then cooled down in process lines, PTFE gaskets will not return to the original configuration and it will continue to compress as the cycling continues. This plastic flow will allow leakage if clamp torques are not maintained.

PTFE

MURDOCK industrial | Sales@MurdockIndustrial.com www.HoseWarehouse.com | Phone: 330-535-7105 Fax: 330-535-1125 | Skype: MurdockIndustrial

Polished Weld Elbows

90° with Tangents - *B2S*

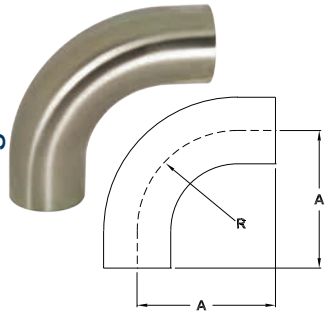

Tube OD	Dimensions A	Dimensions R	Wall Thickness	Polished ID/OD *304 Stainless Steel* Part #	Polished ID/OD *316L Stainless Steel* Part #
½"	3.000"	1.125"	.065"	---	***B2S-R50P***
¾"	3.000"	1.125"	.065"	---	***B2S-R75P***
1"	2.062"	1.500"	.065"	***B2S-G100P***	***B2S-R100P***
1½"	2.937"	2.250"	.065"	***B2S-G150P***	***B2S-R150P***
2"	4.062"	3.000"	.065"	***B2S-G200P***	***B2S-R200P***
2½"	5.187"	3.750"	.065"	***B2S-G250P***	***B2S-R250P***
3"	6.312"	4.500"	.065"	***B2S-G300P***	***B2S-R300P***
4"	8.312"	6.000"	.083"	***B2S-G400P***	***B2S-R400P***

90° - *B2WCL*

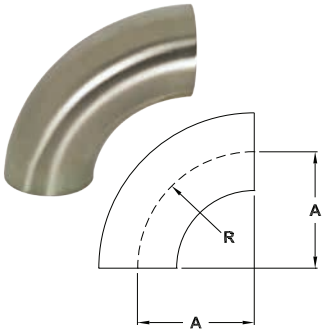

Tube OD	Dimensions A	Dimensions R	Wall Thickness	Polished ID/OD *304 Stainless Steel* Part #	Polished ID/OD *316L Stainless Steel* Part #
½"	1.125"	1.125"	.065"	---	***B2WCL-R50P***
¾"	1.125"	1.125"	.065"	---	***B2WCL-R75P***
1"	1.500"	1.500"	.065"	***B2WCL-G100P***	***B2WCL-R100P***
1½"	2.250"	2.250"	.065"	***B2WCL-G150P***	***B2WCL-R150P***
2"	3.000"	3.000"	.065"	***B2WCL-G200P***	***B2WCL-R200P***
2½"	3.750"	3.750"	.065"	***B2WCL-G250P***	***B2WCL-R250P***
3"	4.500"	4.500"	.065"	***B2WCL-G300P***	***B2WCL-R300P***
4"	6.000"	6.000"	.083"	***B2WCL-G400P***	***B2WCL-R400P***
6"	9.000"	9.000"	.109"	***B2WCL-G600P***	***B2WCL-R600P***
8"	12.000"	12.000"	.109"	***B2WCL-G800P***	***B2WCL-R800P***

90° Clamp x Weld - *B2CM*

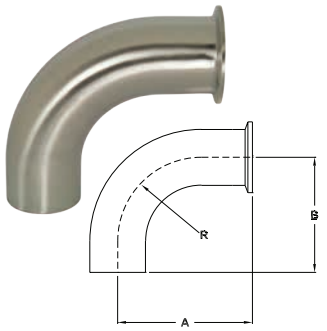

Tube OD	Dimensions A	Dimensions B	Dimensions R	Wall Thickness	Polished ID/OD *304 Stainless Steel* Part #	Polished ID/OD *316L Stainless Steel* Part #
1"	2.562"	2.062"	1.500"	.065"	***B2CM-G100***	***B2CM-R100***
1½"	3.438"	2.937"	2.250"	.065"	***B2CM-G150***	***B2CM-R150***
2"	4.562"	4.062"	3.000"	.065"	***B2CM-G200***	***B2CM-R200***
2½"	5.688"	5.187"	3.750"	.065"	***B2CM-G250***	***B2CM-R250***
3"	6.812"	6.312"	4.500"	.065"	***B2CM-G300***	***B2CM-R300***
4"	8.937"	8.312"	6.000"	.083"	***B2CM-G400***	***B2CM-R400***

90° Plain Bevel Seat with Hex Nut x Weld - *B2FP*

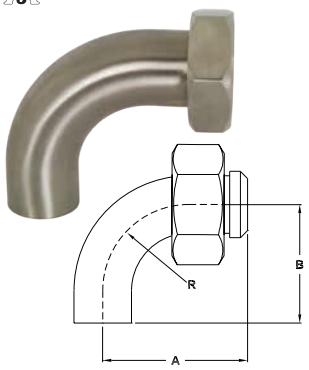

Tube OD	Dimensions A	Dimensions B	Dimensions R	Wall Thickness	Polished ID/OD *304 Stainless Steel* Part #
1½"	3.656"	2.937"	2.250"	.065"	***B2FP-G150***
2"	4.812"	4.062"	3.000"	.065"	***B2FP-G200***
2½"	6.062"	5.187"	3.750"	.065"	***B2FP-G250***
3"	7.218"	6.312"	4.500"	.065"	***B2FP-G300***

MURDOCK industrial | Sales@MurdockIndustrial.com | www.HoseWarehouse.com | Phone: 330-535-7105 | Fax: 330-535-1125 | Skype: MurdockIndustrial

Polished Weld Elbows

45° with Tangents - *B2KS*

Tube OD	Dimensions A	Dimensions R	Wall Thickness	Polished ID/OD *304 Stainless Steel* Part #	Polished ID/OD *316L Stainless Steel* Part #
¾"	2.250"	1.125"	.065"	---	***B2KS-R75P***
1"	1.188"	1.500"	.065"	***B2KS-G100P***	***B2KS-R100P***
1½"	1.625"	2.250"	.065"	***B2KS-G150P***	***B2KS-R150P***
2"	2.312"	3.000"	.065"	***B2KS-G200P***	***B2KS-R200P***
2½"	3.000"	3.750"	.065"	***B2KS-G250P***	***B2KS-R250P***
3"	3.688"	4.500"	.065"	***B2KS-G300P***	***B2KS-R300P***
4"	4.812"	6.000"	.083"	***B2KS-G400P***	***B2KS-R400P***

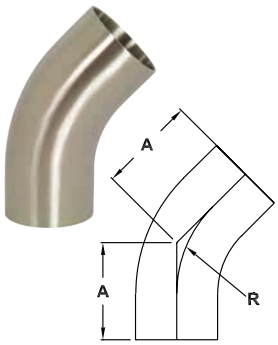

45° - *B2WK*

Tube OD	Dimensions A	Dimensions R	Wall Thickness	Polished ID/OD *304 Stainless Steel* Part #	Polished ID/OD *316L Stainless Steel* Part #
1"	.62"	1.500"	.065"	***B2WK-G100P***	***B2WK-R100P***
1½"	.94"	2.250"	.065"	***B2WK-G150P***	***B2WK-R150P***
2"	1.25"	3.000"	.065"	***B2WK-G200P***	***B2WK-R200P***
2½"	1.56"	3.750"	.065"	***B2WK-G250P***	***B2WK-R250P***
3"	1.87"	4.500"	.065"	***B2WK-G300P***	***B2WK-R300P***
4"	2.50"	6.000"	.083"	***B2WK-G400P***	***B2WK-R400P***
6"	3.73"	9.000"	.109"	***B2WK-G600P***	***B2WK-R600P***
8"	4.97"	12.000"	.109"	---	***B2WK-R800P***

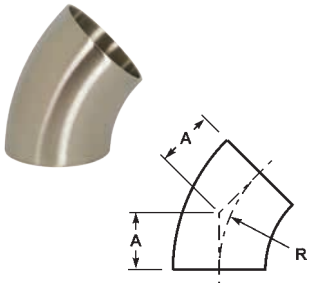

45° Clamp x Weld - *B2KM*

Tube OD	Dimensions A	Dimensions B	Dimensions R	Wall Thickness	Polished ID/OD *304 Stainless Steel* Part #	Polished ID/OD *316L Stainless Steel* Part #
1"	1.188"	1.688"	1.500"	.065"	***B2KM-G100***	***B2KM-R100***
1½"	1.625"	2.125"	2.250"	.065"	***B2KM-G150***	***B2KM-R150***
2"	2.312"	2.812"	3.000"	.065"	***B2KM-G200***	***B2KM-R200***
2½"	3.000"	3.500"	3.750"	.065"	***B2KM-G250***	***B2KM-R250***
3"	3.688"	4.188"	4.500"	.065"	***B2KM-G300***	***B2KM-R300***
4"	4.812"	5.437"	6.000"	.083"	***B2KM-G400***	***B2KM-R400***

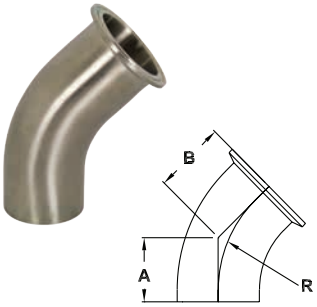

MURDOCK industrial | Sales@MurdockIndustrial.com www.HoseWarehouse.com | Phone: 330-535-7105 Fax: 330-535-1125 | Skype: MurdockIndustrial

Polished Weld Sweep Elbows

Feature:
- tangents, 45° and other radii elbows are available, call Dixon® for information

12" 90° - *B2SXL*

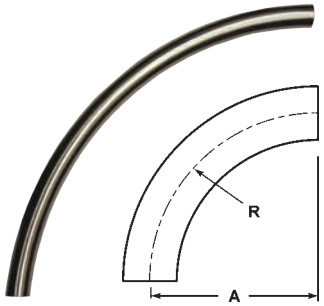

Tube OD	Dimensions A	Dimensions R	*316L Stainless Steel* Part #
1½"	12.00"	12.00"	***B2SXL12-R150***
2"	12.00"	12.00"	***B2SXL12-R200***
3"	12.00"	12.00"	***B2SXL12-R300***
4"	12.00"	12.00"	***B2SXL12-R400***

18" 90° - *B2SXL*

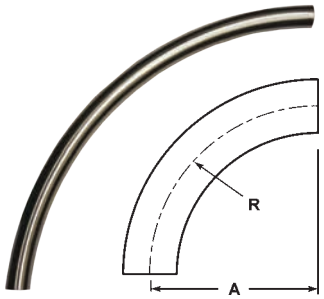

Tube OD	Dimensions A	Dimensions R	*316L Stainless Steel* Part #
1½"	18.00"	18.00"	***B2SXL18-R150***
2"	18.00"	18.00"	***B2SXL18-R200***
2½"	18.00"	18.00"	***B2SXL18-R250***
3"	18.00"	18.00"	***B2SXL18-R300***

24" 90° - *B2SXL*

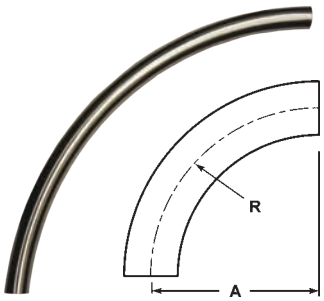

Tube OD	Dimensions A	Dimensions R	*316L Stainless Steel* Part #
1½"	24.00"	24.00"	***B2SXL24-R150***
2"	24.00"	24.00"	***B2SXL24-R200***
2½"	24.00"	24.00"	***B2SXL24-R250***
3"	24.00"	24.00"	***B2SXL24-R300***

36" 90° - *B2SXL*

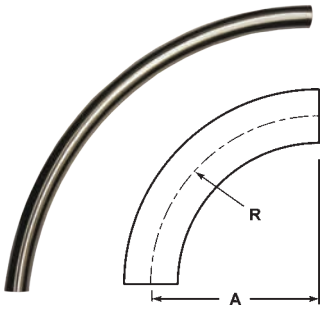

Tube OD	Dimensions A	Dimensions R	*316L Stainless Steel* Part #
3"	36.00"	36.00"	***B2SXL36-R300***
4"	36.00"	36.00"	***B2SXL36-R400***

MURDOCK industrial | Sales@MurdockIndustrial.com www.HoseWarehouse.com | Phone: 330-535-7105 Fax: 330-535-1125 | Skype: MurdockIndustrial

Polished Weld Tees

Short - *B7WWW*

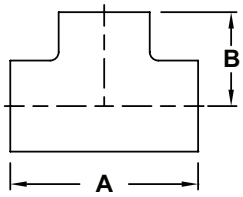

Tube OD	Dimensions A	Dimensions B	Wall Thickness	Polished ID/OD *304 Stainless Steel* Part #	Polished ID/OD *316L Stainless Steel* Part #
1"	2.250"	1.125"	.065"	***B7WWW-G100P***	***B7WWW-R100P***
1½"	3.312"	1.656"	.065"	***B7WWW-G150P***	***B7WWW-R150P***
2"	4.124"	2.062"	.065"	***B7WWW-G200P***	***B7WWW-R200P***
2½"	4.688"	2.344"	.065"	***B7WWW-G250P***	***B7WWW-R250P***
3"	5.188"	2.594"	.065"	***B7WWW-G300P***	***B7WWW-R300P***
4"	6.876"	3.438"	.083"	***B7WWW-G400P***	***B7WWW-R400P***

Long - *B7W*

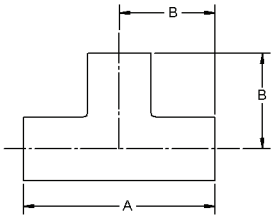

Tube OD	Dimensions A	Dimensions B	Wall Thickness	Polished ID/OD *304 Stainless Steel* Part #	Polished ID/OD *316L Stainless Steel* Part #
¾"	4.000"	2.000"	.065"	---	***B7W-R75P***
1"	3.750"	1.875"	.065"	***B7W-G100P***	***B7W-R100P***
1½"	4.500"	2.250"	.065"	***B7W-G150P***	***B7W-R150P***
2"	6.000"	3.000"	.065"	***B7W-G200P***	***B7W-R200P***
2½"	6.000"	3.000"	.065"	***B7W-G250P***	***B7W-R250P***
3"	6.500"	3.250"	.065"	***B7W-G300P***	***B7W-R300P***
4"	7.750"	3.875"	.083"	***B7W-G400P***	***B7W-R400P***

Reducing - *B7RWWW*

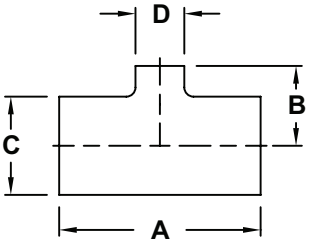

Tube OD	Dimensions A	Dimensions B	Dimensions C	Dimensions D	Wall Thick.	Polished ID/OD *304 Stainless Steel* Part #	Polished ID/OD *316L Stainless Steel* Part #
1½" x 1"	3.312"	1.375"	1.500"	1.000"	.065"	***B7RWWW-G150100P***	***B7RWWW-R150100P***
2" x 1"	4.124"	1.625"	2.000"	1.000"	.065"	***B7RWWW-G200100P***	***B7RWWW-R200100P***
2" x 1½"	4.124"	1.906"	2.000"	1.500"	.065"	***B7RWWW-G200150P***	***B7RWWW-R200150P***
2½" x 1½"	4.688"	2.156"	2.500"	1.500"	.065"	***B7RWWW-G250150P***	***B7RWWW-R250150P***
2½" x 2"	4.688"	2.312"	2.500"	2.000"	.065"	***B7RWWW-G250200P***	***B7RWWW-R250200P***
3" x 1½"	5.188"	2.406"	3.000"	1.500"	.065"	***B7RWWW-G300150P***	***B7RWWW-R300150P***
3" x 2"	5.188"	2.562"	3.000"	2.000"	.065"	***B7RWWW-G300200P***	***B7RWWW-R300200P***
4" x 2"	6.876"	3.062"	4.000"	2.000"	.083"	***B7RWWW-G400200P***	***B7RWWW-R400200P***
4" x 3"	6.876"	3.094"	4.000"	3.000"	.083"	***B7RWWW-G400300P***	***B7RWWW-R400300P***

MURDOCK industrial | Sales@MurdockIndustrial.com www.HoseWarehouse.com | Phone: 330-535-7105 Fax: 330-535-1125 | Skype: MurdockIndustrial

Weld Adapters

Long Hose - *14WHRL*



Feature:
- suitable for use with band clamps

Tube OD	Dimensions A	Dimensions B	Wall Thickness	*316L Stainless Steel* Part #
1"	3.000"	1.030"	.116"	***14WHRL-R100***
1½"	4.500"	1.530"	.116"	***14WHRL-R150***
2"	4.500"	2.030"	.116"	***14WHRL-R200***
2½"	5.000"	2.530"	.116"	***14WHRL-R250***
3"	5.000"	3.030"	.116"	***14WHRL-R300***
4"	4.875"	4.030"	.116"	***14WHRL-R400***

Use of PVC tubing requires special installation techniques to prevent leakage. All assembly work must be done with heated tube. Cold durometer is 90 as opposed to rubber hose at 65 to 70 durometer. Banding buckles must be at 180° from one another.

Polished Weld Reducers

Concentric - *B31W*

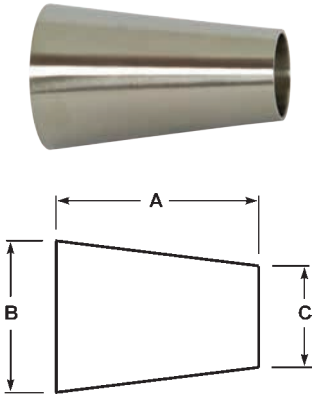

Tube OD	Dimensions A	Dimensions B	Dimensions C	Wall Thickness	Polished ID/OD *304 Stainless Steel* Part #	Polished ID/OD *316L Stainless Steel* Part #
¾" x ½"	1.000"	.750"	.500"	.065"	---	***B31W-R7550P***
1" x ½"	2.000"	1.000"	.500"	.065"	---	***B31W-R10050P***
1" x ¾"	1.000"	1.000"	.750"	.065"	---	***B31W-R10075P***
1½" x ¾"	3.000"	1.500"	.750"	.065"	---	***B31W-R15075P***
1½" x 1"	2.000"	1.500"	1.000"	.065"	***B31W-G150100P***	***B31W-R150100P***
2" x 1"	4.000"	2.000"	1.000"	.065"	***B31W-G200100P***	***B31W-R200100P***
2" x 1½"	2.000"	2.000"	1.500"	.065"	***B31W-G200150P***	***B31W-R200150P***
2½" x 1½"	4.000"	2.500"	1.500"	.065"	***B31W-G250150P***	***B31W-R250150P***
2½" x 2"	2.000"	2.500"	2.000"	.065"	***B31W-G250200P***	***B31W-R250200P***
3" x 1½"	6.000"	3.000"	1.500"	.065"	***B31W-G300150P***	***B31W-R300150P***
3" x 2"	4.000"	3.000"	2.000"	.065"	***B31W-G300200P***	***B31W-R300200P***
3" x 2½"	2.000"	3.000"	2.500"	.065"	***B31W-G300250P***	***B31W-R300250P***
4" x 2"	8.000"	4.000"	2.000"	.083"	***B31W-G400200P***	***B31W-R400200P***
4" x 2½"	6.000"	4.000"	2.500"	.083"	***B31W-G400250P***	***B31W-R400250P***
4" x 3"	4.000"	4.000"	3.000"	.083"	***B31W-G400300P***	***B31W-R400300P***
6" x 3"	5.500"	6.000"	3.000"	.109"	***B31W-G600300P***	***B31W-R600300P***
6" x 4"	5.500"	6.000"	4.000"	.109"	***B31W-G600400P***	***B31W-R600400P***

Eccentric - *B32W*

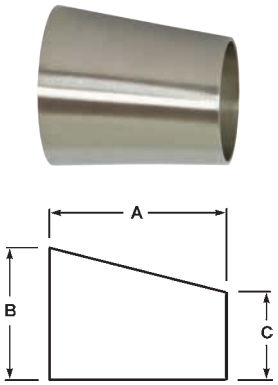

Tube OD	Dimensions A	Dimensions B	Dimensions C	Wall Thickness	Polished ID/OD *304 Stainless Steel* Part #	Polished ID/OD *316L Stainless Steel* Part #
1" x ½"	2.000"	1.000"	.500"	.065"	---	***B32W-R10050P***
2" x 1"	4.000"	2.000"	1.000"	.065"	***B32W-G200100P***	***B32W-R200100P***
2" x 1½"	2.000"	2.000"	1.500"	.065"	***B32W-G200150P***	***B32W-R200150P***
2½" x 2"	2.000"	2.500"	2.000"	.065"	***B32W-G250200P***	***B32W-R250200P***
3" x 2"	4.000"	3.000"	2.000"	.065"	***B32W-G300200P***	***B32W-R300200P***
3" x 2½"	2.000"	3.000"	2.500"	.065"	***B32W-G300250P***	***B32W-R300250P***
4" x 2"	8.000"	4.000"	2.000"	.083"	***B32W-G400200P***	***B32W-R400200P***
4" x 3"	4.000"	4.000"	3.000"	.083"	***B32W-G400300P***	***B32W-R400300P***

MURDOCK industrial | Sales@MurdockIndustrial.com www.HoseWarehouse.com | Phone: 330-535-7105 Fax: 330-535-1125 | Skype: MurdockIndustrial

Polished Weld Crosses

Crosses - *B9WWWW*

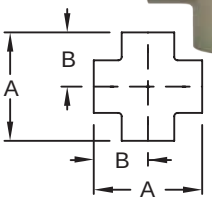

Tube OD	Dimensions A	Dimensions B	Wall Thickness	Polished ID/OD *304 Stainless Steel* Part #	Polished ID/OD *316L Stainless Steel* Part #
1½"	3.312"	1.656"	.065"	***B9WWWW-G150P***	***B9WWWW-R150P***
2"	4.125"	2.062"	.065"	***B9WWWW-G200P***	***B9WWWW-R200P***
3"	5.187"	2.593"	.065"	***B9WWWW-G300P***	***B9WWWW-R300P***
4"	6.875"	3.437"	.083"	***B9WWWW-G400P***	***B9WWWW-R400P***

Miscellaneous Polished **Weld Configurations**

Laterals - *B28WA*



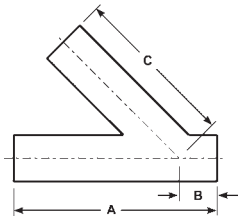

Tube OD	Dimensions A	Dimensions B	Dimensions R	Wall Thickness	Polished ID/OD *316L Stainless Steel* Part #
1"	6.000"	1.000"	5.000"	.065"	***B28WA-R100P***
1½"	7.375"	1.188"	6.188"	.065"	***B28WA-R150P***
2"	8.750"	1.625"	7.125"	.065"	***B28WA-R200P***
2½"	10.000"	1.500"	8.500"	.065"	***B28WA-R250P***
3"	10.750"	1.875"	8.875"	.065"	***B28WA-R300P***
4"	12.812"	2.015"	10.750"	.083"	***B28WA-R400P***

True Wyes - *B28W*



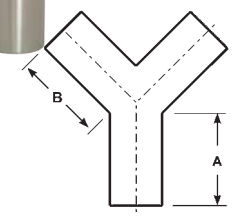

Tube OD	Dimensions A	Dimensions B	Wall Thickness	Polished ID/OD *316L Stainless Steel* Part #
1"	2.000"	2.438"	.065"	***B28W-R100P***
1½"	2.000"	2.438"	.065"	***B28W-R150P***
2"	2.625"	3.250"	.065"	***B28W-R200P***
2½"	3.370"	4.125"	.065"	***B28W-R250P***
3"	4.000"	4.875"	.065"	***B28W-R300P***
4"	5.375"	5.375"	.083"	***B28W-R400P***

180° Return Bends - *B2WUL*

Feature:
- bends are standard 1.5 x tube diameter

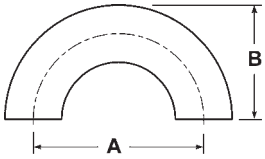

Tube OD	Dimensions A	Dimensions B	Polished ID/OD *316L Stainless Steel* Part #
1"	3.000"	2.000"	***B2WUL-R100P***
1½"	4.500"	3.000"	***B2WUL-R150P***
2"	6.000"	4.000"	***B2WUL-R200P***
2½"	7.500"	5.000"	***B2WUL-R250P***
3"	9.000"	6.000"	***B2WUL-R300P***
4"	12.000"	8.000"	***B2WUL-R400P***

MURDOCK industrial | Sales@MurdockIndustrial.com www.HoseWarehouse.com | Phone: 330-535-7105 Fax: 330-535-1125 | Skype: MurdockIndustrial

Weld End Blue Protection Covers - *BCW*

Feature:

- Use these covers to protect all weld ends on fittings and valves.

Size	*Vinyl Plastic* Part #
½"	***BCW-050***
¾"	***BCW-075***
1"	***BCW-100***
1½"	***BCW-150***
2"	***BCW-200***
2½"	***BCW-250***
3"	***BCW-300***
4"	***BCW-400***
6"	***BCW-600***
8"	***BCW-800***

Unpolished Elbows

90° Weld with Tangents - *B2S*

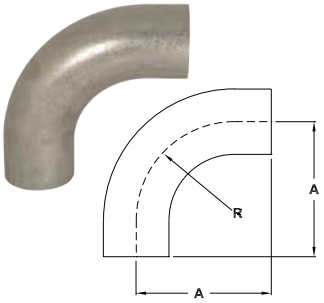

Tube OD	Dimensions A	Dimensions R	Wall Thickness	Unpolished *304 Stainless Steel* Part #	Unpolished *316L Stainless Steel* Part #
¾"	3.000"	1.125"	.065"	---	***B2S-R75U***
1"	2.062"	1.500"	.065"	***B2S-G100U***	***B2S-R100U***
1½"	2.937"	2.250"	.065"	***B2S-G150U***	***B2S-R150U***
2"	4.062"	3.000"	.065"	***B2S-G200U***	***B2S-R200U***
2½"	5.187"	3.750"	.065"	***B2S-G250U***	***B2S-R250U***
3"	6.312"	4.500"	.065"	***B2S-G300U***	***B2S-R300U***
4"	8.312"	6.000"	.083"	***B2S-G400U***	***B2S-R400U***

90° Weld - *B2WCL*

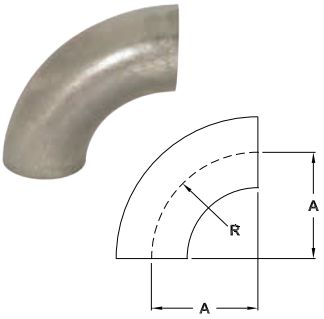

Tube OD	Dimensions A	Dimensions R	Wall Thickness	Unpolished *304 Stainless Steel* Part #	Unpolished *316L Stainless Steel* Part #
½"	1.125"	1.125"	.065"	---	***B2WCL-R50U***
¾"	1.125"	1.125"	.065"	---	***B2WCL-R75U***
1"	1.500"	1.500"	.065"	***B2WCL-G100U***	***B2WCL-R100U***
1½"	2.250"	2.250"	.065"	***B2WCL-G150U***	***B2WCL-R150U***
2"	3.000"	3.000"	.065"	***B2WCL-G200U***	***B2WCL-R200U***
2½"	3.750"	3.750"	.065"	***B2WCL-G250U***	***B2WCL-R250U***
3"	4.500"	4.500"	.065"	***B2WCL-G300U***	***B2WCL-R300U***
4"	6.000"	6.000"	.083"	***B2WCL-G400U***	***B2WCL-R400U***
6"	9.000"	9.000"	.109"	***B2WCL-G600U***	***B2WCL-R600U***
8"	12.000"	12.000"	.109"	***B2WCL-G800U***	***B2WCL-R800U***

45° Long Weld with Tangents - *B2KS*

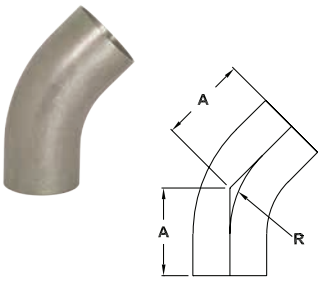

Tube OD	Dimensions A	Dimensions R	Wall Thickness	Unpolished *304 Stainless Steel* Part #	Unpolished *316L Stainless Steel* Part #
¾"	2.250"	1.125"	.065"	---	***B2KS-R75U***
1"	1.188"	1.500"	.065"	***B2KS-G100U***	***B2KS-R100U***
1½"	1.625"	2.250"	.065"	***B2KS-G150U***	***B2KS-R150U***
2"	2.312"	3.000"	.065"	***B2KS-G200U***	***B2KS-R200U***
2½"	3.000"	3.750"	.065"	***B2KS-G250U***	***B2KS-R250U***
3"	3.688"	4.500"	.065"	***B2KS-G300U***	***B2KS-R300U***
4"	4.812"	6.000"	.083"	***B2KS-G400U***	***B2KS-R400U***

MURDOCK industrial | Sales@MurdockIndustrial.com www.HoseWarehouse.com | Phone: 330-535-7105 Fax: 330-535-1125 | Skype: MurdockIndustrial

Unpolished Elbows

45° Weld - *B2WK*

Tube OD	Dimensions A	Dimensions R	Wall Thickness	Unpolished *304 Stainless Steel* Part #	Unpolished *316L Stainless Steel* Part #
¾"	.466"	1.125"	.065"	---	***B2WK-R75U***
1"	.625"	1.500"	.065"	***B2WK-G100U***	***B2WK-R100U***
1½"	.937"	2.250"	.065"	***B2WK-G150U***	***B2WK-R150U***
2"	1.250"	3.000"	.065"	***B2WK-G200U***	***B2WK-R200U***
2½"	1.562"	3.750"	.065"	***B2WK-G250U***	***B2WK-R250U***
3"	1.875"	4.500"	.065"	***B2WK-G300U***	***B2WK-R300U***
4"	2.500"	6.000"	.083"	***B2WK-G400U***	***B2WK-R400U***
6"	3.750"	9.000"	.109"	***B2WK-G600U***	***B2WK-R600U***
8"	5.000"	12.000"	.109"	***B2WK-G800U***	***B2WK-R800U***

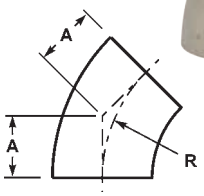

Unpolished End Caps - *B16W*

Tube OD	Dimension A	Unpolished *304 Stainless Steel* Part #
1"	.375"	***B16W-G100***
1½"	.562"	***B16W-G150***
2"	.750"	***B16W-G200***
2½"	1.000"	***B16W-G250***
3"	1.250"	***B16W-G300***
4"	1.500"	***B16W-G400***

Unpolished Adapters

Male NPT x Weld End - *B19WB*

Tube OD	Dimension A	Wall Thickness	*304 Stainless Steel* Part #
1"	1.750"	.065"	***B19WB-G100***
1½"	1.750"	.065"	***B19WB-G150***
2"	1.812"	.065"	***B19WB-G200***
2½"	2.312"	.065"	***B19WB-G250***
3"	2.500"	.065"	***B19WB-G300***
4"	2.562"	.083"	***B19WB-G400***

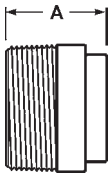

Female NPT x Weld End - *B22WB*

Tube OD	Dimension A	Wall Thickness	*304 Stainless Steel* Part #
1"	1.750"	.065"	***B22WB-G100***
1½"	1.750"	.065"	***B22WB-G150***
2"	1.812"	.065"	***B22WB-G200***
2½"	2.312"	.065"	***B22WB-G250***
3"	2.500"	.065"	***B22WB-G300***
4"	2.500"	.083"	***B22WB-G400***

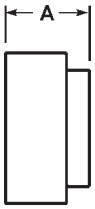

MURDOCK industrial | Sales@MurdockIndustrial.com www.HoseWarehouse.com | Phone: 330-535-7105 Fax: 330-535-1125 | Skype: MurdockIndustrial

Unpolished Tees

Short Weld - *B7WWW*

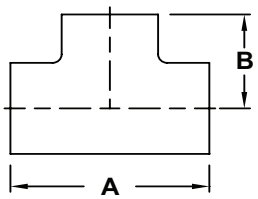

Tube OD	Dimensions A	Dimensions B	Wall Thickness	Unpolished *304 Stainless Steel* Part #	Unpolished *316L Stainless Steel* Part #
1"	2.250"	1.125"	.065"	***B7WWW-G100U***	***B7WWW-R100U***
1½"	3.312"	1.656"	.065"	***B7WWW-G150U***	***B7WWW-R150U***
2"	4.124"	2.062"	.065"	***B7WWW-G200U***	***B7WWW-R200U***
2½"	4.688"	2.344"	.065"	***B7WWW-G250U***	***B7WWW-R250U***
3"	5.188"	2.594"	.065"	***B7WWW-G300U***	***B7WWW-R300U***
4"	6.876"	3.438"	.083"	***B7WWW-G400U***	***B7WWW-R400U***

Long Weld - *B7W*

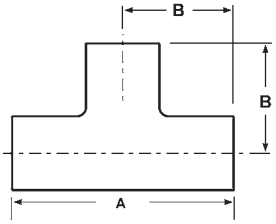

Tube OD	Dimensions A	Dimensions B	Wall Thickness	Unpolished *304 Stainless Steel* Part #	Unpolished *316L Stainless Steel* Part #
¾"	4.000"	2.000"	.065"	---	***B7W-R75U***
1"	3.750"	1.875"	.065"	***B7W-G100U***	***B7W-R100U***
1½"	4.500"	2.250"	.065"	***B7W-G150U***	***B7W-R150U***
2"	6.000"	3.000"	.065"	***B7W-G200U***	***B7W-R200U***
2½"	6.000"	3.000"	.065"	***B7W-G250U***	***B7W-R250U***
3"	6.500"	3.250"	.065"	***B7W-G300U***	***B7W-R300U***
4"	7.750"	3.875"	.083"	***B7W-G400U***	***B7W-R400U***

Reducing Weld - *B7RWWW*

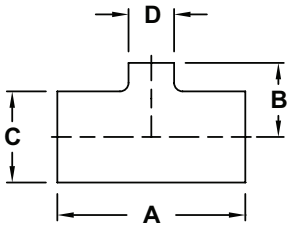

Tube OD	Dimensions A	Dimensions B	Dimensions C	Dimensions D	Wall Thickness	Unpolished *304 Stainless Steel* Part #	Unpolished *316L Stainless Steel* Part #
1½" x 1"	3.312"	1.375"	1.500"	1.000"	.065"	***B7RWWW-G150100U***	***B7RWWW-R150100U***
2" x 1"	4.124"	1.625"	2.000"	1.000"	.065"	***B7RWWW-G200100U***	***B7RWWW-R200100U***
2" x 1½"	4.124"	1.906"	2.000"	1.500"	.065"	***B7RWWW-G200150U***	***B7RWWW-R200150U***
2½" x 1½"	4.688"	2.156"	2.500"	1.500"	.065"	***B7RWWW-G250150U***	***B7RWWW-R250150U***
2½" x 2"	4.688"	2.312"	2.500"	2.000"	.065"	***B7RWWW-G250200U***	***B7RWWW-R250200U***
3" x 1½"	5.188"	2.406"	3.000"	1.500"	.065"	***B7RWWW-G300150U***	***B7RWWW-R300150U***
3" x 2"	5.188"	2.562"	3.000"	2.000"	.065"	***B7RWWW-G300200U***	***B7RWWW-R300200U***
4" x 2"	6.876"	3.062"	4.000"	2.000"	.083"	***B7RWWW-G400200U***	***B7RWWW-R400200U***
4" x 3"	6.876"	3.094"	4.000"	3.000"	.083"	***B7RWWW-G400300U***	***B7RWWW-R400300U***

MURDOCK industrial | Sales@MurdockIndustrial.com www.HoseWarehouse.com | Phone: 330-535-7105 Fax: 330-535-1125 | Skype: MurdockIndustrial

Unpolished Weld Reducers

Concentric - *B31W*

Tube OD	Dimension A	Wall Thickness	Unpolished *304 Stainless Steel* Part #	Unpolished *316L Stainless Steel* Part #
¾" x ½"	1.000"	.065"	---	***B31W-R7550U***
1" x ½"	2.000"	.065"	---	***B31W-R10050U***
1" x ¾"	1.000"	.065"	---	***B31W-R10075U***
1½" x ¾"	3.000"	.065"	---	***B31W-R15075U***
1½" x 1"	2.000"	.065"	***B31W-G150100U***	***B31W-R150100U***
2" x 1"	4.000"	.065"	***B31W-G200100U***	***B31W-R200100U***
2" x 1½"	2.000"	.065"	***B31W-G200150U***	***B31W-R200150U***
2½" x 1½"	4.000"	.065"	***B31W-G250150U***	***B31W-R250150U***
2½" x 2"	2.000"	.065"	***B31W-G250200U***	***B31W-R250200U***
3" x 1½"	6.000"	.065"	***B31W-G300150U***	***B31W-R300150U***
3" x 2"	4.000"	.065"	***B31W-G300200U***	***B31W-R300200U***
3" x 2½"	2.000"	.065"	***B31W-G300250U***	***B31W-R300250U***
4" x 2"	8.000"	.083"	***B31W-G400200U***	***B31W-R400200U***
4" x 2½"	6.000"	.083"	***B31W-G400250U***	***B31W-R400250U***
4" x 3"	4.000"	.083"	***B31W-G400300U***	***B31W-R400300U***
6" x 4"	5.500"	.109"	***B31W-G600400U***	***B31W-R600400U***

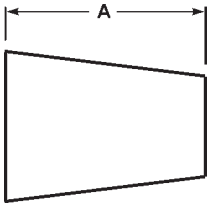

Eccentric - *B32W*

Tube OD	Dimension A	Wall Thickness	Unpolished *304 Stainless Steel* Part #	Unpolished *316L Stainless Steel* Part #
1" x ½"	2.000"	.065"	---	***B32W-R10050U***
2" x 1"	4.000"	.065"	***B32W-G200100U***	***B32W-R200100U***
2" x 1½"	2.000"	.065"	***B32W-G200150U***	***B32W-R200150U***
2½" x 2"	2.000"	.065"	***B32W-G250200U***	***B32W-R250200U***
3" x 2"	4.000"	.065"	***B32W-G300200U***	***B32W-R300200U***
3" x 2½"	2.000"	.065"	***B32W-G300250U***	***B32W-R300250U***
4" x 2"	8.000"	.083"	***B32W-G400200U***	***B32W-R400200U***
4" x 3"	4.000"	.083"	***B32W-G400300U***	***B32W-R400300U***

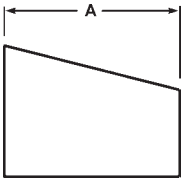

Unpolished Type A Stub Ends - *14VB*

Application:

- typically used with B38SL flanges

Tube OD	Dimensions A	B	C	D	*316L Stainless Steel* Part #
1"	1.625"	2.000"	1.000"	.065"	***14VB-R100***
1½"	1.750"	2.875"	1.500"	.065"	***14VB-R150***
2"	1.500"	3.625"	2.000"	.065"	***14VB-R200***
2½"	2.000"	4.125"	2.500"	.065"	***14VB-R250***
3"	2.250"	5.000"	3.000"	.065"	***14VB-R300***
4"	2.625"	6.187"	4.000"	.083"	***14VB-R400***
6"	3.000"	8.500"	6.000"	.109"	***14VB-R600***
8"	3.000"	10.625"	8.000"	.109"	***14VB-R800***

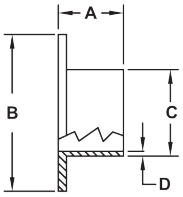

MURDOCK industrial | Sales@MurdockIndustrial.com www.HoseWarehouse.com | Phone: 330-535-7105 Fax: 330-535-1125 | Skype: MurdockIndustrial

Unpolished Miscellaneous Configurations

Weld True Wyes - *B28W*

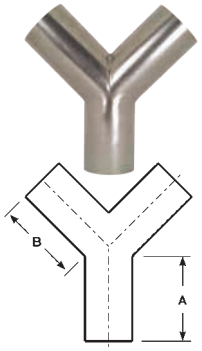

Tube OD	Dimensions A	Dimensions B	Wall Thickness	Unpolished *316L Stainless Steel* Part #
1"	2.000"	2.438"	.065"	***B28W-R100U***
1½"	2.000"	2.438"	.065"	***B28W-R150U***
2"	2.625"	3.250"	.065"	***B28W-R200U***
2½"	3.370"	4.125"	.065"	***B28W-R250U***
3"	4.000"	4.875"	.065"	***B28W-R300U***
4"	5.375"	5.375"	.083"	***B28W-R400U***

Weld Laterals - *B28WA*

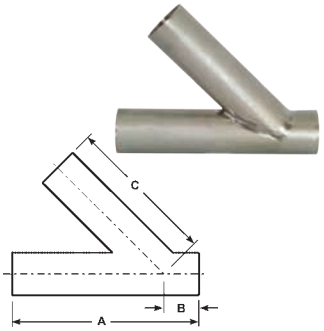

Tube OD	Dimensions A	Dimensions B	Dimensions R	Wall Thickness	Unpolished *316L Stainless Steel* Part #
1"	6.000"	1.000"	5.000"	.065"	***B28WA-R100U***
1½"	7.375"	1.188"	6.188"	.065"	***B28WA-R150U***
2"	8.750"	1.625"	7.125"	.065"	***B28WA-R200U***
2½"	10.000"	1.500"	8.500"	.065"	***B28WA-R250U***
3"	10.750"	1.875"	8.875"	.065"	***B28WA-R300U***
4"	12.812"	2.015"	10.750"	.083"	***B28WA-R400U***

Weld 180° Return Bends - *B2WUL*

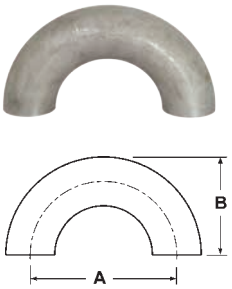

Feature:
- bends are standard 1.5 x tube diameter

Tube OD	Dimensions A	Dimensions B	Wall Thickness	Unpolished *316L Stainless Steel* Part #
1"	3.000"	2.000"	.065"	***B2WUL-R100U***
1½"	4.500"	3.000"	.065"	***B2WUL-R150U***
2"	6.000"	4.000"	.065"	***B2WUL-R200U***
3"	9.000"	6.000"	.065"	***B2WUL-R300U***
4"	12.000"	8.000"	.083"	***B2WUL-R400U***

See page 610 for weld end protection covers.

MURDOCK industrial | Sales@MurdockIndustrial.com www.HoseWarehouse.com | Phone: 330-535-7105 Fax: 330-535-1125 | Skype: MurdockIndustrial

Unpolished - Flanges

Slip-On 150# - *B38SL*

Tube OD	Dimensions A	Dimensions B	Dimensions C	Number / Diameter Bolt Holes	Bolt Circle	*304 Stainless Steel* Part #	*316L Stainless Steel* Part #
1"	.375"	4.250"	1.063"	4/.625"	3.125"	***B38SL-G100***	***B38SL-R100***
1½"	.375"	5.000"	1.563"	4/.625"	3.875"	***B38SL-G150***	***B38SL-R150***
2"	.437"	6.000"	2.063"	4/.750"	4.750"	***B38SL-G200***	***B38SL-R200***
3"	.500"	7.500"	3.063"	4/.750"	6.000"	***B38SL-G300***	***B38SL-R300***
4"	.562"	9.000"	4.063"	8/.750"	7.500"	***B38SL-G400***	***B38SL-R400***
6"	.562"	11.000"	6.063"	8/.875"	9.500"	***B38SL-G600***	***B38SL-R600***
8"	.562"	13.500"	8.063"	8/.875"	11.750"	***B38SL-G800***	***B38SL-R800***

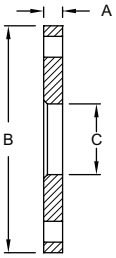

Weld Neck - *B38W*

Tube OD	Dimensions A	Dimensions B	Dimensions C	Dimensions D	Number / Diameter Bolt Holes	Bolt Circle	*316L Stainless Steel* Part #
1"	.375"	4.250"	1.000"	.500"	4/.625"	3.125"	***B38W-R100***
1½"	.375"	5.000"	1.500"	.500"	4/.625"	3.875"	***B38W-R150***
2"	.500"	6.000"	2.000"	.625"	4/.750"	4.750"	***B38W-R200***
2½"	.500"	7.000"	2.500"	.625"	4/.750"	5.500"	***B38W-R250***
3"	.500"	7.500"	3.000"	.625"	4/.750"	6.000"	***B38W-R300***
4"	.500"	9.000"	4.000"	.625"	8/.750"	7.500"	***B38W-R400***
6"	.500"	11.000"	6.000"	.625"	8/.875"	9.500"	***B38W-R600***
8"	.500"	13.500"	8.000"	.625"	8/.875"	11.750"	***B38W-R800***

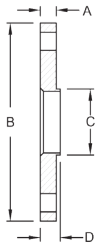

- For flange dimensions, diagrams and additional information please reference dixonvalve.com.

MURDOCK industrial | Sales@MurdockIndustrial.com www.HoseWarehouse.com | Phone: 330-535-7105 Fax: 330-535-1125 | Skype: MurdockIndustrial

Spray Balls

Rotating - SRH

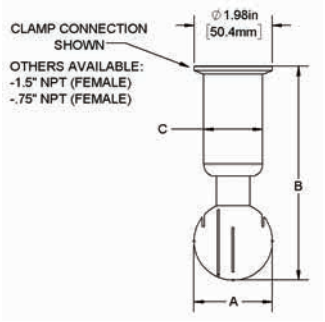

Application:
- ideal for cleaning all types of tanks and vessels

Features:
- stainless steel ball bearings eliminate rust
- cleaning solution lubricates unit
- mirror-like finish (OD)
- spray pattern: 360°
- available connections: clamp and NPT

Size	Type	*304 Stainless Steel* Part #	*316L Stainless Steel* Part #
¾"	NPT	***SRH360NPT-G075***	---
1½"	NPT	---	***SRH360NPT-R150***
1½"	clamp	***SRH360CMP-G150***	***SRH360CMP-R150***

Stationary - STC

Application:
- typicaly used in food and beverage industries for cleaning storage tanks

Features:
- heavy duty 316L stainless steel construction provides longer life
- stationary - designed to be mounted to a tube or pipe
- 2 mm spray holes
- various spray patterns available (blanks available as special order)

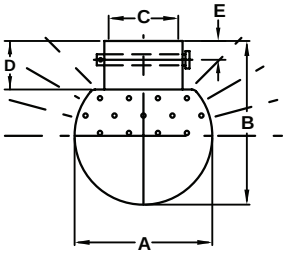

180° Top Pattern

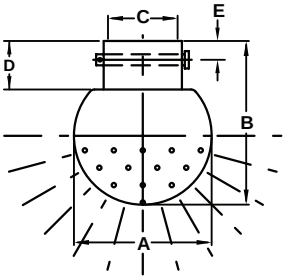

180° Bottom Pattern

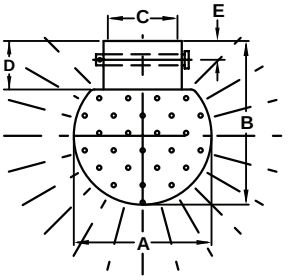

360° Pattern

Size	Pin Length	Spray Pattern	Dimensions A	B	C	D	E	Pin Size	*316L Stainless Steel* Part #
1"	1.47"	360°	2.50"	3.04"	1.005"	.975"	.445"	.226"	***STC-360-R100***
1½"	1.95"	360°	2.95"	3.55"	1.505"	1.050"	.445"	.226"	***STC-360-R150***
1"	1.47"	180° bottom	3.54"	2.95"	1.005"	.975"	.445"	.226"	***STC-180B-R100***
1½"	1.95"	180° bottom	3.54"	2.95"	1.505"	.975"	.445"	.226"	***STC-180B-R150***
1"	1.47"	180° top	3.54"	2.95"	1.005"	.975"	.445"	.226"	***STC-180T-R100***
1½"	1.95"	180° top	3.54"	2.95"	1.505"	.975"	.445"	.226"	***STC-180T-R150***

Repair Kits

Repair kit contains:
(1) pin
(1) R clip

Size	Part #
1"	***STC-RK100***
1½"	***STC-RK150***

MURDOCK industrial | Sales@MurdockIndustrial.com www.HoseWarehouse.com | Phone: 330-535-7105 Fax: 330-535-1125 | Skype: MurdockIndustrial

Sight Glasses

Features:
- 1" - 6" OD tube
- body: 316L stainless steel
- sight glass: Borosilicate glass or polycarbonate
- gaskets: white Buna or FKM
- 32R_a sanitary finish, ID and OD

In-line - *B54BMP*



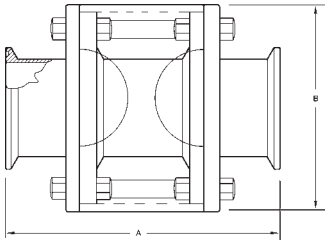

Features:
- various end configurations are available: clamp, weld, bevel seat, John Perry, I-Line and Q-Line
- maximum temperature: **200°F (93°C)**

Tube OD	A	B	Working Pressure (PSI)	*316L Stainless Steel Borosilicate Glass* Part Number	*316 Stainless Steel Polycarbonate* Part Number
1"	5.625"	3.250"	**145**	***B54BMP-R100***	***B54BMP-R100LX***
1½"	5.625"	4.000"	**145**	***B54BMP-R150***	***B54BMP-R150LX***
2"	5.625"	4.250"	**145**	***B54BMP-R200***	***B54BMP-R200LX***
2½"	6.125"	4.750"	**120**	***B54BMP-R250***	***B54BMP-R250LX***
3"	7.250"	5.500"	**120**	***B54BMP-R300***	***B54BMP-R300LX***
4"	7.375"	6.500"	**95**	***B54BMP-R400***	***B54BMP-R400LX***
6"	7.625"	9.500"	**80**	***B54BMP-R600***	***B54BMP-R600LX***

Kits and Replacement Parts

Size	*Buna Seal Kit* Part Number	FKM Seal Kit Part Number	*Borosilicate Glass Replacement* Part Number	*Polycarbonate Replacement* Part Number
1"	***B54BMP-SK100***	***B54BMP-VK100***	***B54G-P100***	***B54BMP-LX100***
1½"	***B54BMP-SK150***	***B54BMP-VK150***	***B54G-P150***	***B54BMP-LX150***
2"	***B54BMP-SK200***	***B54BMP-VK200***	***B54G-P200***	***B54BMP-LX200***
2½"	***B54BMP-SK250***	***B54BMP-VK250***	***B54G-P250***	***B54BMP-LX250***
3"	***B54BMP-SK300***	***B54BMP-VK300***	***B54G-P300***	***B54BMP-LX300***
4"	***B54BMP-SK400***	***B54BMP-VK400***	***B54G-P400***	***B54BMP-LX400***
6"	***B54BMP-SK600***	***B54BMP-VK600***	***B54G-P600***	***B54BMP-LX600***

Seal kit contains: (2) white Buna gaskets

End Caps - *B5416MP*

Feature:
- for use on any line with a clamp and gasket
- maximum temperature: **150°F (66°C)**
- maximum operating pressure: **100 PSI**



Tube OD	A	B	*Acrylic Plastic* Part Number
1" - 1½"	.438"	1.984"	***B5416MP-A100150***
2"	.438"	2.516"	***B5416MP-A200***
2½"	.438"	3.047"	***B5416MP-A250***
3"	.438"	3.579"	***B5416MP-A300***
4"	.438"	4.682"	***B5416MP-A400***
6"	.438"	6.562"	***B5416MP-A600***

MURDOCK industrial | Sales@MurdockIndustrial.com www.HoseWarehouse.com | Phone: 330-535-7105 Fax: 330-535-1125 | Skype: MurdockIndustrial

Compact Sight Glasses

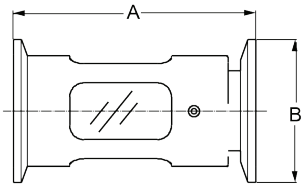

Applications:
- Used widely in the food, dairy and beverage sanitary processes to view products and fluids.

Features:
- design perfect for hoses
- easier to clean than bolted styles
- less cost to repair than bolted styles
- clamp connections standard

Tube OD	Dimensions A	Dimensions B	*316 Stainless Steel Polycarbonate* Part #	*316 Stainless Steel Borosilicate Glass* Part #
1"	3.375"	1.985"	***B54BMPLX-R100***	***B54BMPS-R100***
1½"	3.640"	1.985"	***B54BMPLX-R150***	***B54BMPS-R150***
2"	3.830"	2.516"	***B54BMPLX-R200***	***B54BMPS-R200***
3"	4.130"	3.579"	***B54BMPLX-R300***	***B54BMPS-R300***
4"	4.340"	4.682"	***B54BMPLX-R400***	***B54BMPS-R400***

Seal Kits

Size	*Buna Seal Kit* Part Number	*FKM Seal Kit* Part Number
1"	***B54BMP-SK100***	***B54BMP-VK100***
1½"	***B54BMP-SK150***	***B54BMP-VK150***
2"	***B54BMP-SK200***	***B54BMP-VK200***
3"	***B54BMP-SK300***	***B54BMP-VK300***
4"	***B54BMP-SK400***	***B54BMP-VK400***

Replacement Glasses

Size	*Polycarbonate Replacement* Part Number	*Borosilicate Glass Replacement* Part Number
1"	***B54BMP-LX100***	***B54BMP-GL100***
1½"	***B54BMP-LX150***	***B54BMP-GL150***
2"	***B54BMP-LX200***	***B54BMP-GL200***
3"	***B54BMP-LX300***	***B54BMP-GL300***
4"	***B54BMP-LX400***	***B54BMP-GL400***

MURDOCK industrial | Sales@MurdockIndustrial.com www.HoseWarehouse.com | Phone: 330-535-7105 Fax: 330-535-1125 | Skype: MurdockIndustrial

Swivels

Features:
- available in clamp and weld configurations
- elastomers: silicone and PTFE standard, optional elastomers available
- finish: sanitary finish ID and OD

straight clamp - style 20

Size	Dimensions A	Dimensions B	Dimensions C	Pressure Rating PSI @ 70°F (21°C)	Pressure Rating PSI @ 250°F (121°C)	*316L Stainless Steel* Part #
1"	2.56"	3.00"	1.00"	**500**	**300**	***SJSS100CC-20***
1½"	2.56"	3.00"	1.50"	**500**	**300**	***SJSS150CC-20***
2"	3.09"	3.00"	2.00"	**450**	**250**	***SJSS200CC-20***
2½"	3.44"	3.00"	2.50"	**400**	**200**	***SJSS250CC-20***
3"	3.94"	3.00"	3.00"	**350**	**175**	***SJSS300CC-20***
4"	5.08"	4.19"	4.00"	**300**	**150**	***SJSS400CC-20***

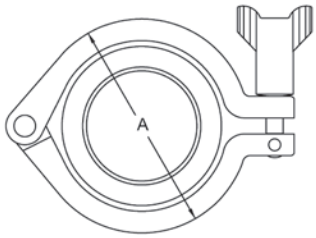

straight weld connection - style 20

Size	Dimensions A	Dimensions B	Dimensions C	Pressure Rating PSI @ 70°F (21°C)	Pressure Rating PSI @ 250°F (121°C)	*316L Stainless Steel* Part #
1"	2.56"	2.00"	1.00"	**500**	**300**	***SJSS100BB-20***
1½"	2.56"	2.00"	1.50"	**500**	**300**	***SJSS150BB-20***
2"	3.09"	2.00"	2.00"	**450**	**250**	***SJSS200BB-20***
2½"	3.44"	2.00"	2.50"	**400**	**200**	***SJSS250BB-20***
3"	3.94"	2.00"	3.00"	**350**	**175**	***SJSS300BB-20***
4"	5.08"	2.94"	4.00"	**300**	**150**	***SJSS400BB-20***

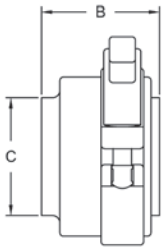

- dimensional information can be found at dixonvalve.com

Configurations

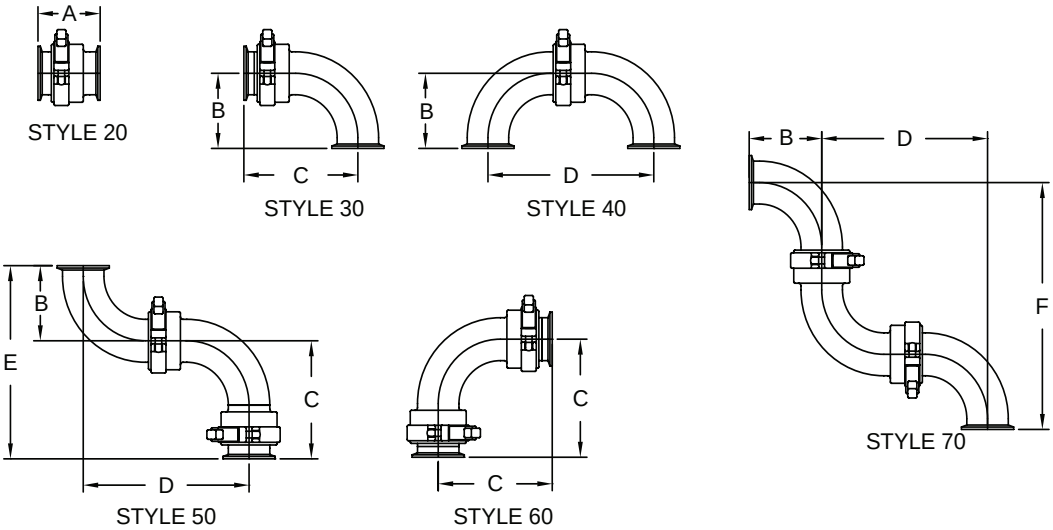

Clamp Joint Dimensions

Size	A	B	C	D	E	F	Part Number
1"	3.00"	2.00"	4.00"	5.00"	6.00"	7.00"	***SJSS100CC-****
1½"	3.00"	2.75"	4.75"	6.50"	7.50"	9.25"	***SJSS150CC-****
2"	3.00"	3.50"	5.50"	8.00"	9.00"	11.50"	***SJSS200CC-****
2½"	3.00"	4.25"	6.25"	9.50"	10.50"	13.75"	***SJSS250CC-****
3"	3.00"	5.00"	7.00"	11.00"	12.00"	16.00"	***SJSS300CC-****
4"	5.19"	6.63"	9.63"	14.94"	15.94"	21.56"	***SJSS400CC-****

* For all other styles, please contact Dixon Sanitary 800.789.1718

MURDOCK industrial | Sales@MurdockIndustrial.com www.HoseWarehouse.com | Phone: 330-535-7105 Fax: 330-535-1125 | Skype: MurdockIndustrial

Sanitary 3½" Pressure Gauges

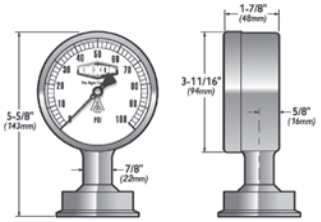

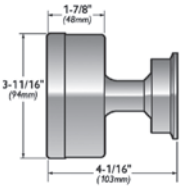

Features:

- accuracy: ± 1.5% of full scale
- over range capacity: 30%
- wetted surfaces: 316L stainless steel
- surface finishes (wetted parts): R_a max = 25 microinches
- case material: 304 stainless steel
- dial size: 3½"
- lens material: polycarbonate
- temperature range: **0°F (-18°C)** to **250°F (121°C)**
- standard fill: food grade glycerin
- rezero feature: standard on pointer
- shipping weight: approximately 3 lbs. (1.3 kg)

Dial Size	Clamp Size	Pressure Range (PSI)	Mount	*316L Stainless Steel* Part #
3½"	1½"	**0-30**	bottom	***3S-B-15U-GFBTSS***
	1½"	**0-60**	bottom	***3S-C-15U-GFBTSS***
	1½"	**0-100**	bottom	***3S-D-15U-GFBTSS***
	1½"	**0-160**	bottom	***3S-E-15U-GFBTSS***
	1½"	**0-200**	bottom	***3S-F-15U-GFBTSS***
	1½"	**0-300**	bottom	***3S-G-15U-GFBTSS***
	1½"	**0-30**	back	***3S-B-15U-GFBKSS***
	1½"	**0-60**	back	***3S-C-15U-GFBKSS***
	1½"	**0-100**	back	***3S-D-15U-GFBKSS***
	1½"	**0-160**	back	***3S-E-15U-GFBKSS***
	1½"	**0-200**	back	***3S-F-15U-GFBKSS***
	1½"	**0-300**	back	***3S-G-15U-GFBKSS***
	2"	**0-30**	bottom	***3S-B-2U-GFBTSS***
	2"	**0-60**	bottom	***3S-C-2U-GFBTSS***
	2"	**0-100**	bottom	***3S-D-2U-GFBTSS***
	2"	**0-160**	bottom	***3S-E-2U-GFBTSS***
	2"	**0-200**	bottom	***3S-F-2U-GFBTSS***
	2"	**0-300**	bottom	***3S-G-2U-GFBTSS***
	2"	**0-30**	back	***3S-B-2U-GFBKSS***
	2"	**0-60**	back	***3S-C-2U-GFBKSS***
	2"	**0-100**	back	***3S-D-2U-GFBKSS***
	2"	**0-160**	back	***3S-E-2U-GFBKSS***
	2"	**0-200**	back	***3S-F-2U-GFBKSS***
	2"	**0-300**	back	***3S-G-2U-GFBKSS***

MURDOCK industrial | Sales@MurdockIndustrial.com www.HoseWarehouse.com | Phone: 330-535-7105 Fax: 330-535-1125 | Skype: MurdockIndustrial

Strainers

In-line - *BSCCQ*

Features:
- ships standard with: spring, distributor cap, clamp gasket, ¼" perforated back-up tube, squeeze clamp, inlet and outlet bodies
- must be verticaly mounted to be 3A compliant
- bevel seat, I-line and weld ends available, call Dixon® for information
- ⅛" perforated back-up tube available, must specify when ordering (not 3A)

short

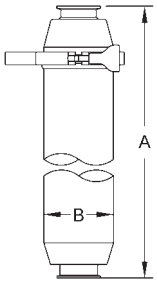

short

Size	Dimensions A	Dimensions B	*316L Stainless Steel* Part #
1"	15.75"	4.00"	***BSCCQ1-R100***
1½"	15.75"	4.00"	***BSCCQ1-R150***
2"	15.75"	4.00"	***BSCCQ1-R200***
2½"	15.75"	4.50"	***BSCCS1-R250***
3"	15.75"	4.50"	***BSCCS1-R300***

long

Size	Dimensions A	Dimensions B	*316L Stainless Steel* Part #
1½"	35.375"	4.00"	***BSCCQ2-R150***
2"	35.375"	4.00"	***BSCCQ2-R200***
3"	35.375"	4.50"	***BSCCS2-R300***

Side-Entry - *BSCCQ*

Features:
- ships standard with: spring, end cap with handle, distributor cap, clamp gasket, ¼" perforated back-up tube, body and squeeze clamp
- serviceable without removing from the line
- must be a verticaly mounted to be 3A compliant
- bevel seat, I-line and weld ends available, call Dixon® for information
- ⅛" perforated back-up tube available, must specify when ordering (not 3A certified)

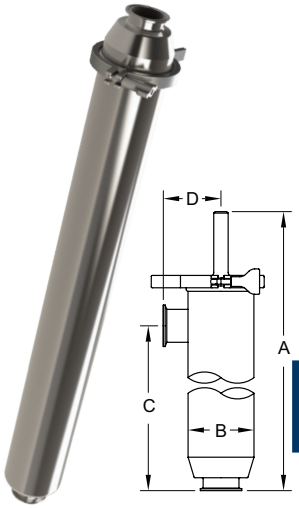

Size	Dimensions A	Dimensions B	Dimensions C	Dimensions D	*316L Stainless Steel* Part #
1½"	41.90"	4.00"	35.00"	3.50"	***BSCCQ3-R150***
2"	41.90"	4.00"	35.00"	3.50"	***BSCCQ3-R200***
3"	41.90"	4.50"	35.00"	3.75"	***BSCCQ3-R300***

Side-Outlet Reverse - *BSCCQ*

Features:
- ships standard with: spring, end cap with handle, distributor cap, clamp gasket, ¼" perforated back-up tube, body and squeeze clamp
- ⅛" perforated back-up tube available (not 3A certified)
- bevel seat, I-line and weld ends available, call Dixon® for information
- can be serviced in-line

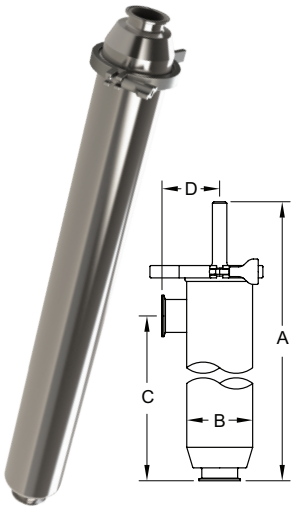

Size	Dimensions A	Dimensions B	Dimensions C	Dimensions D	*316L Stainless Steel* Part #
1½"	41.90"	4.00"	35.00"	3.50"	***BSCCQ4-R150***
2"	41.90"	4.00"	35.00"	3.50"	***BSCCQ4-R200***
3"	41.90"	4.50"	35.00"	3.75"	***BSCCQ4-R300***

MURDOCK industrial | Sales@MurdockIndustrial.com www.HoseWarehouse.com | Phone: 330-535-7105 Fax: 330-535-1125 | Skype: MurdockIndustrial

Strainers

Filters

Features:
- filter medium are special order and minimum quantities apply, not included with base unit
- filters require retaining ring

short

Size	Micron Rating	Description	Part #
1" - 2"	38	nonwoven rayon (glued seam)	***BF30A-100-200***
2½" - 3"	38	nonwoven rayon (glued seam)	***BF30A-250-300***
1" - 2"	513	woven knapped cotton flannel	***BF30B-100-200***
2½" - 3"	513	woven knapped cotton flannel	***BF30B-250-300***
1" - 2"	300	cheese cloth, single thickness cotton	***BF30C-100-200***
2½" - 3"	300	cheese cloth, single thickness cotton	***BF30C-250-300***
1" - 2"	765	nylon, 26/29 mesh, rectangular opening, (.025 x .030)	***BF30D-100-200***
2½" - 3"	765	nylon, 26/29 mesh, rectangular opening, (.025 x .030)	***BF30D-250-300***
1" - 2"	40-42	nonwoven rayon	***BF30E-100-200***
2½" - 3"	40-42	nonwoven rayon	***BF30E-250-300***
1" - 2"	40	nonwoven rayon	---
1" - 2"	420	woven nylon, 40 mesh	***BF30G-100-200***
2½" - 3"	420	woven nylon, 40 mesh	***BF30G-250-300***

long

Size	Micron Rating	Description	Part #
1" - 2"	40-42	nonwoven rayon	***BF302E-100-200***
2½" - 3"	40-42	nonwoven rayon	***BF302E-250-300***
2½" - 3"	420	woven nylon, 40 mesh	***BF302G-250-300***

316 Stainless Wire Cloth Mesh Over Screens

Features:
- not all sizes are stocked, additional sizes are available (5 piece minimum), call Dixon®
- not 3A compatible, not included with base unit

Size	Micron Rating	Square Mesh	Space Between Wires	Percent of Open Area	Short Part #	Long Part #
1" - 2"	864	20	0.034"	46.2	***BS20-100-200***	***BS202-100-200***
2½" - 3"	864	20	0.034"	46.2	***BS20-250-300***	***BS202-250-300***
1" - 2"	381	40	0.015"	36.0	***BS40-100-200***	***BS402-100-200***
2½" - 3"	381	40	0.015"	36.0	***BS40-250-300***	***BS402-250-300***
1" - 2"	229	60	0.009"	30.3	***BS60-100-200***	***BS602-100-200***
2½" - 3"	229	60	0.009"	30.3	***BS60-250-300***	***BS602-250-300***
1" - 2"	178	80	0.007"	31.4	***BS80-100-200***	***BS802-100-200***
2½" - 3"	178	80	0.007"	31.4	***BS80-250-300***	***BS802-250-300***
1" - 2"	140	100	0.006"	30.3	***BS100-100-200***	***BS1002-100-200***
2½" - 3"	140	100	0.006"	30.3	***BS100-250-300***	***BS1002-250-300***

Pressure Drop Curves for Filter and Strainer

- water at ambient temperature
- maximum flow for short units is 125 GPM
- maximum flow for long units is 175 GPM

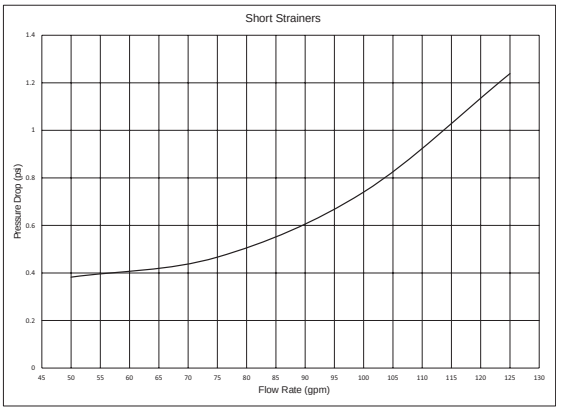

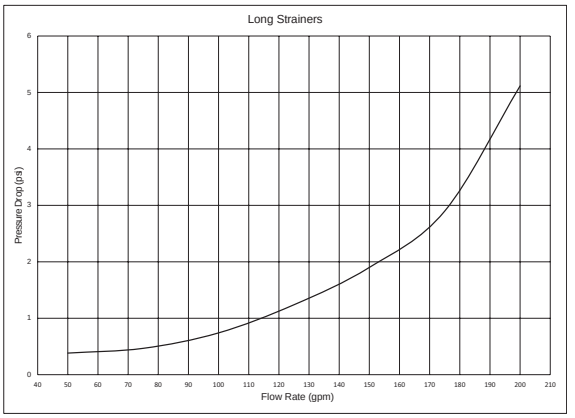

MURDOCK industrial | Sales@MurdockIndustrial.com www.HoseWarehouse.com | Phone: 330-535-7105 Fax: 330-535-1125 | Skype: MurdockIndustrial

Tube Hangers

Hex with ABS Sleeve - *B24PS*

Feature:
- maximum temperature: **230°F (110°C)**

Tube OD	Dimensions A	Dimensions B	*304 Stainless Steel* Part #
½"	2.800"	1.150"	***B24PS-G50***
¾"	2.800"	1.150"	***B24PS-G75***
1"	3.425"	1.450"	***B24PS-G100***
1½"	4.000"	2.125"	***B24PS-G150***
2"	4.500"	2.500"	***B24PS-G200***
2½"	4.950"	3.125"	***B24PS-G250***
3"	5.500"	3.750"	***B24PS-G300***
4"	6.950"	4.750"	***B24PS-G400***
5"	8.063"	5.625"	***B24PS-G500***
6"	9.250"	6.625"	***B24PS-G600***
8"	11.500"	8.625"	***B24PS-G800***

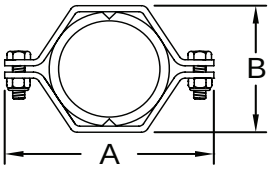

Hex with High Temperature Polysulfone Sleeve - *B24HS*

NEW

Specification:
- high temperature sleeve maximum temperature: **325°F (163°C)**

Tube OD	Dimensions A	Dimensions B	*304 Stainless Steel* Part Number
1/2"	2.375"	1.062"	***B24HS-G50***
3/4"	2.625"	1.188"	***B24HS-G75***
1"	2.688"	1.563"	***B24HS-G100***
1 1/2"	3.625"	2.125"	***B24HS-G150***
2"	4.625"	2.625"	***B24HS-G200***
2 1/2"	4.813"	3.125"	***B24HS-G250***
3"	5.375"	3.625"	***B24HS-G300***
4"	6.625"	4.625"	***B24HS-G400***
6"	9.000"	6.625"	***B24HS-G600***

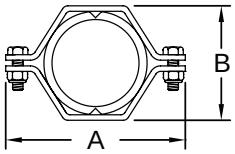

Sleeves - *13PS*

Features:
- maximum temperature: **230°F (110°C)**
- high temperature sleeves are also available, contact Dixon®

Size	*ABS* Part #	*High Temperature* Part # NEW
½"	***13PS-50***	***13HS-50***
¾"	***13PS-75***	***13HS-75***
1"	***13PS-100***	***13HS-100***
1½"	***13PS-150***	***13HS-150***
2"	***13PS-200***	***13HS-200***
2½"	***13PS-250***	***13HS-250***
3"	***13PS-300***	***13HS-300***
4"	***13PS-400***	***13HS-400***
5"	***13PS-500***	---
6"	***13PS-600***	***13HS-600***
8"	***13PS-800***	---

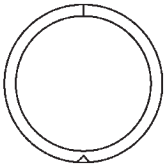

MURDOCK industrial | Sales@MurdockIndustrial.com www.HoseWarehouse.com | Phone: 330-535-7105 Fax: 330-535-1125 | Skype: MurdockIndustrial

Sanitary Fittings

Tube Hangers

Hex with Nitrile Grommets - *B24RG*

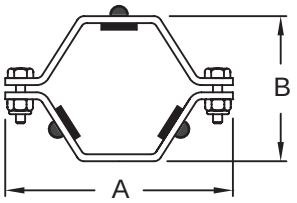

Features:
- replacement grommets are available, contact Dixon®
- nitrile grommets; maximum temperature: **230°F (110°C)**

Tube OD	Dimensions A	Dimensions B	*304 Stainless Steel* Part #
½" - ¾"	3.425"	1.450"	***B24RG-G75***
1"	3.425"	1.450"	***B24RG-G100***
1½"	4.000"	2.125"	***B24RG-G150***
2"	4.500"	2.500"	***B24RG-G200***
2½"	4.950"	3.125"	***B24RG-G250***
3"	5.500"	3.750"	***B24RG-G300***
4"	6.950"	4.750"	***B24RG-G400***
5"	8.000"	5.625"	***B24RG-G500***
6"	9.250"	6.625"	***B24RG-G600***
8"	11.500"	8.625"	***B24RG-G800***

Round with Nitrile Inserts - *B24RPH*

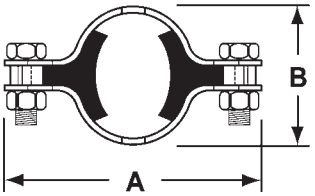

Feature:
- Nitrile inserts
- maximum temperature: **230°F (110°C)**

Tube OD	Dimensions A	Dimensions B	*304 Stainless Steel* Part #
½"	2.750"	1.125"	***B24RPH-G50***
¾"	2.750"	1.125"	***B24RPH-G75***
1"	3.310"	1.500"	***B24RPH-G100***
1½"	3.810"	2.000"	***B24RPH-G150***
2"	4.250"	2.562"	***B24RPH-G200***
2½"	5.000"	3.000"	***B24RPH-G250***
3"	5.500"	3.562"	***B24RPH-G300***
4"	6.500"	4.688"	***B24RPH-G400***

Nuts and Bolts - *13NHN*



Features:
- hex hangers with grommets and round hangers 1" to 4" use 13NHN-G100-600 fastener sets
- ½" and ¾" round and sleeved hangers use 13NHN-G75 fastener sets
- 2 nuts and bolts supplied to a set

Size	Description	*304 Stainless Steel* Part #
½" - ¾"	¼"-20 x ¾" bolt with nylock nut	***13NHN-G75***
1" - 12"	5/16"-18 x 1" bolt with nylock nut	***13NHN-G100-600***

J

Wall Flanges - *B25*

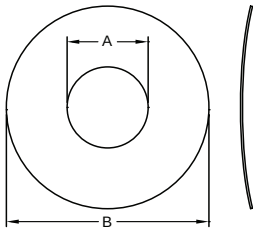

Tube OD	Dimensions A	Dimensions B	Wall Thickness	*304 Stainless Steel* Part #
½"	.50"	3.00"	.065"	***B25-G050300***
½"	.50"	5.00"	.065"	***B25-G050500***
¾"	.75"	3.00"	.065"	***B25-G075300***
¾"	.75"	5.00"	.065"	***B25-G075500***
1"	1.00"	3.00"	.065"	***B25-G100300***
1"	1.00"	5.00"	.065"	***B25-G100500***
1½"	1.50"	5.00"	.065"	***B25-G150500***
2"	2.00"	5.00"	.065"	***B25-G200500***
2½"	2.50"	5.00"	.065"	***B25-G250500***
3"	3.00"	6.00"	.065"	***B25-G300600***
4"	4.00"	7.00"	.065"	***B25-G400700***
5"	5.00"	8.00"	.065"	***B25-G500800***
6"	6.00"	10.00"	.065"	***B25-G6001000***
8"	8.00"	12.00"	.065"	***B25-G8001200***
10"	10.00"	14.00"	.065"	***B25-G10001400***
12"	12.00"	16.00"	.065"	***B25-G12001600***

NEW

MURDOCK industrial | Sales@MurdockIndustrial.com www.HoseWarehouse.com | Phone: 330-535-7105 Fax: 330-535-1125 | Skype: MurdockIndustrial

High Purity BioPharm Fittings

90° Weld Elbows - *T2S*

Size	Dimension A	*PL finish - SF1* Part #	*PM finish - SF4* Part #
½"	3.00"	***T2S-050PL***	***T2S-050PM***
¾"	3.00"	***T2S-075PL***	***T2S-075PM***
1"	3.00"	***T2S-100PL***	***T2S-100PM***
1½"	3.75"	***T2S-150PL***	***T2S-150PM***
2"	4.75"	***T2S-200PL***	***T2S-200PM***
2½"	5.50"	***T2S-250PL***	***T2S-250PM***
3"	6.25"	***T2S-300PL***	***T2S-300PM***
4"	8.00"	***T2S-400PL***	***T2S-400PM***



BPE Table DT-4.1.1-1

90° Clamp x Weld Elbows - *T2CM*

Size	Dimensions A	Dimensions B	*PL finish - SF1* Part #	*PM finish - SF4* Part #
½"	3.00"	1.625"	***T2CM-050PL***	***T2CM-050PM***
¾"	3.00"	1.625"	***T2CM-075PL***	***T2CM-075PM***
1"	3.00"	2.000"	***T2CM-100PL***	***T2CM-100PM***
1½"	3.75"	2.750"	***T2CM-150PL***	***T2CM-150PM***
2"	4.75"	3.500"	***T2CM-200PL***	***T2CM-200PM***
2½"	5.50"	4.250"	***T2CM-250PL***	***T2CM-250PM***
3"	6.25"	5.000"	***T2CM-300PL***	***T2CM-300PM***
4"	8.00"	6.625"	***T2CM-400PL***	***T2CM-400PM***

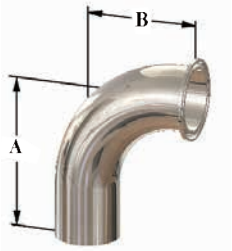

BPE Table DT-4.1.1-2

90° Clamp x Clamp Elbows - *T2CMP*

Size	Dimension A	*PL finish - SF1* Part #	*PM finish - SF4* Part #
½"	1.625"	***T2CMP-050PL***	***T2CMP-050PM***
¾"	1.625"	***T2CMP-075PL***	***T2CMP-075PM***
1"	2.000"	***T2CMP-100PL***	***T2CMP-100PM***
1½"	2.750"	***T2CMP-150PL***	***T2CMP-150PM***
2"	3.500"	***T2CMP-200PL***	***T2CMP-200PM***
2½"	4.250"	***T2CMP-250PL***	***T2CMP-250PM***
3"	5.000"	***T2CMP-300PL***	***T2CMP-300PM***
4"	6.625"	***T2CMP-400PL***	***T2CMP-400PM***



BPE Table DT-4.11.1-3

45° Weld Elbows - *T2KS*

Size	Dimension A	*PL finish - SF1* Part #	*PM finish - SF4* Part #
½"	2.250"	***T2KS-050PL***	***T2KS-050PM***
¾"	2.250"	***T2KS-075PL***	***T2KS-075PM***
1"	2.250"	***T2KS-100PL***	***T2KS-100PM***
1½"	2.500"	***T2KS-150PL***	***T2KS-150PM***
2"	3.000"	***T2KS-200PL***	***T2KS-200PM***
2½"	3.375"	***T2KS-250PL***	***T2KS-250PM***
3"	3.625"	***T2KS-300PL***	***T2KS-300PM***
4"	4.500"	***T2KS-400PL***	***T2KS-400PM***

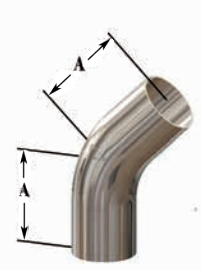

BPE Table DT-4.1.1-4

PL Finish – SF1
OD = 32R_a Mechanically Polished
ID = 20R_a Mechanically Polished

PM Finish – SF4
OD = 32R_a Mechanically Polished
ID = 15R_a Mechanically Polished and Electropolished

MURDOCK industrial | Sales@MurdockIndustrial.com www.HoseWarehouse.com | Phone: 330-535-7105 Fax: 330-535-1125 | Skype: MurdockIndustrial

A3 621 63-03

High Purity BioPharm Fittings

45° Clamp x Weld Elbows - *T2KM*

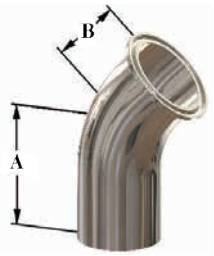

BPE Table DT-4.1.1-5

Size	Dimensions A	Dimensions B	*PL finish - SF1* Part #	*PM finish - SF4* Part #
½"	2.250"	1.000"	***T2KM-050PL***	***T2KM-050PM***
¾"	2.250"	1.000"	***T2KM-075PL***	***T2KM-075PM***
1"	2.250"	1.125"	***T2KM-100PL***	***T2KM-100PM***
1½"	2.500"	1.438"	***T2KM-150PL***	***T2KM-150PM***
2"	3.000"	1.750"	***T2KM-200PL***	***T2KM-200PM***
2½"	3.375"	2.063"	***T2KM-250PL***	***T2KM-250PM***
3"	3.625"	2.380"	***T2KM-300PL***	***T2KM-300PM***
4"	4.500"	3.125"	***T2KM-400PL***	***T2KM-400PM***

45° Clamp x Clamp Elbows - *T2KMP*

BPE Table DT-4.1.1-6

Size	Dimension A	*PL finish - SF1* Part #	*PM finish - SF4* Part #
½"	1.000"	***T2KMP-050PL***	***T2KMP-050PM***
¾"	1.000"	***T2KMP-075PL***	***T2KMP-075PM***
1"	1.125"	***T2KMP-100PL***	***T2KMP-100PM***
1½"	1.438"	***T2KMP-150PL***	***T2KMP-150PM***
2"	1.750"	***T2KMP-200PL***	***T2KMP-200PM***
2½"	2.063"	***T2KMP-250PL***	***T2KMP-250PM***
3"	2.380"	***T2KMP-300PL***	***T2KMP-300PM***
4"	3.125"	***T2KMP-400PL***	***T2KMP-400PM***

Weld x Weld x Weld Tees - *T7WWW*

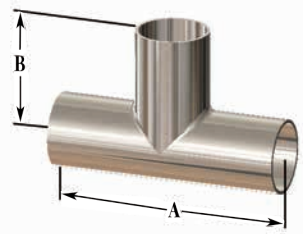

BPE Table DT-4.1.2-1

Size	Dimensions A	Dimensions B	*PL finish - SF1* Part #	*PM finish - SF4* Part #
½"	3.750"	1.875"	***T7WWW-050PL***	***T7WWW-050PM***
¾"	4.000"	2.000"	***T7WWW-075PL***	***T7WWW-075PM***
1"	4.250"	2.125"	***T7WWW-100PL***	***T7WWW-100PM***
1½"	4.750"	2.375"	***T7WWW-150PL***	***T7WWW-150PM***
2"	5.750"	2.875"	***T7WWW-200PL***	***T7WWW-200PM***
2½"	6.250"	3.125"	***T7WWW-250PL***	***T7WWW-250PM***
3"	6.750"	3.375"	***T7WWW-300PL***	***T7WWW-300PM***
4"	8.250"	4.125"	***T7WWW-400PL***	***T7WWW-400PM***

Weld x Weld x Weld Reducing Tees - *T7RWWW*



BPE Table DT-4.1.2-6

Size	Dimensions A	Dimensions B	*PL finish - SF1* Part #	*PM finish - SF4* Part #
¾" x ½"	4.000"	2.000"	***T7RWWW-075050PL***	***T7RWWW-075050PM***
1" x ½"	4.250"	2.125"	***T7RWWW-100050PL***	***T7RWWW-100050PM***
1" x ¾"	4.250"	2.125"	***T7RWWW-100075PL***	***T7RWWW-100075PM***
1½" x ½"	4.750"	2.375"	***T7RWWW-150050PL***	***T7RWWW-150050PM***
1½" x ¾"	4.750"	2.375"	***T7RWWW-150075PL***	***T7RWWW-150075PM***
1½" x 1"	4.750"	2.375"	***T7RWWW-150100PL***	***T7RWWW-150100PM***
2" x ½"	5.750"	2.625"	***T7RWWW-200050PL***	***T7RWWW-200050PM***
2" x ¾"	5.750"	2.625"	***T7RWWW-200075PL***	***T7RWWW-200075PM***
2" x 1"	5.750"	2.625"	***T7RWWW-200100PL***	***T7RWWW-200100PM***
2" x 1½"	5.750"	2.625"	***T7RWWW-200150PL***	***T7RWWW-200150PM***

PL Finish – SF1
OD = 32R_a Mechanically Polished
ID = 20R_a Mechanically Polished

PM Finish – SF4
OD = 32R_a Mechanically Polished
ID = 15R_a Mechanically Polished and Electropolished

MURDOCK industrial | Sales@MurdockIndustrial.com www.HoseWarehouse.com | Phone: 330-535-7105 Fax: 330-535-1125 | Skype: MurdockIndustrial

High Purity BioPharm Fittings

Weld x Weld x Clamp Short Outlet Tees - *T7WWMS*

Size	Dimensions A	Dimensions B	*PL finish - SF1* Part #	*PM finish - SF4* Part #
½"	3.750"	1.000"	***T7WWMS-050PL***	***T7WWMS-050PM***
¾"	4.000"	1.125"	***T7WWMS-075PL***	***T7WWMS-075PM***
1"	4.250"	1.125"	***T7WWMS-100PL***	***T7WWMS-100PM***
1½"	4.750"	1.375"	***T7WWMS-150PL***	***T7WWMS-150PM***
2"	5.750"	1.625"	***T7WWMS-200PL***	***T7WWMS-200PM***
2½"	6.250"	1.825"	***T7WWMS-250PL***	***T7WWMS-250PM***
3"	6.750"	2.125"	***T7WWMS-300PL***	***T7WWMS-300PM***
4"	8.250"	2.750"	***T7WWMS-400PL***	***T7WWMS-400PM***



BPE Table DT-4.1.2-2

Weld x Weld x Clamp Tees - *T7WWM*

Size	Dimensions A	Dimensions B	*PL finish - SF1* Part #	*PM finish - SF4* Part #
½"	3.750"	2.250"	***T7WWM-050PL***	***T7WWM-050PM***
¾"	4.000"	2.375"	***T7WWM-075PL***	***T7WWM-075PM***
1"	4.250"	2.625"	***T7WWM-100PL***	***T7WWM-100PM***
1½"	4.750"	2.875"	***T7WWM-150PL***	***T7WWM-150PM***
2"	5.750"	3.375"	***T7WWM-200PL***	***T7WWM-200PM***
2½"	6.250"	3.625"	***T7WWM-250PL***	***T7WWM-250PM***
3"	6.750"	3.875"	***T7WWM-300PL***	***T7WWM-300PM***
4"	8.250"	4.750"	***T7WWM-400PL***	***T7WWM-400PM***



Clamp x Clamp x Clamp Tees - *T7MP*

Size	Dimensions A	Dimensions B	*PL finish - SF1* Part #	*PM finish - SF4* Part #
½"	4.500"	2.250"	***T7MP-050PL***	***T7MP-050PM***
¾"	4.750"	2.375"	***T7MP-075PL***	***T7MP-075PM***
1"	5.250"	2.625"	***T7MP-100PL***	***T7MP-100PM***
1½"	5.750"	2.875"	***T7MP-150PL***	***T7MP-150PM***
2"	6.750"	3.375"	***T7MP-200PL***	***T7MP-200PM***
2½"	7.250"	3.625"	***T7MP-250PL***	***T7MP-250PM***
3"	7.750"	3.875"	***T7MP-300PL***	***T7MP-300PM***
4"	9.500"	4.750"	***T7MP-400PL***	***T7MP-400PM***



BPE Table DT-4.1.2-4

PL Finish – SF1
OD = 32R_a Mechanically Polished
ID = 20R_a Mechanically Polished

PM Finish – SF4
OD = 32R_a Mechanically Polished
ID = 15R_a Mechanically Polished and Electropolished

MURDOCK industrial | Sales@MurdockIndustrial.com www.HoseWarehouse.com | Phone: 330-535-7105 Fax: 330-535-1125 | Skype: MurdockIndustrial

A3 621 63-03

High Purity BioPharm Fittings

Sanitary Fittings

Weld x Weld Concentric Reducers - *T31W*

BPE Table DT-4.1.3-1(a)

Size	Dimension A	*PL finish - SF1* Part #	*PM finish - SF4* Part #
¾" x ½"	4.00"	***2211CBB075050F1***	***2211CBB075050F4***
1" x ½"	4.50"	***2211CBB100050F1***	***2211CBB100050F4***
1" x ¾"	4.00"	***2211CBB100075F1***	***2211CBB100075F4***
1½" x ¾"	5.00"	***2211CBB150075F1***	***2211CBB150075F4***
1½" x 1"	5.00"	***2211CBB150100F1***	***2211CBB150100F4***
2" x 1"	7.25"	***2211CBB200100F1***	***2211CBB200100F4***
2" x 1½"	5.25"	***2211CBB200150F1***	***2211CBB200150F4***

Clamp x Clamp Concentric Reducers - *T3114MP*



BPE Table DT-4.1.3-3(a)

Size	Dimension A	*PL finish - SF1* Part #	*PM finish - SF4* Part #
¾" x ½"	2.000"	***2221CBB075050F1***	***2221CBB075050F4***
1" x ½"	2.500"	***2221CBB100050F1***	***2221CBB100050F4***
1" x ¾"	2.000"	***2221CBB100075F1***	***2221CBB100075F4***
1½" x ¾"	3.000"	***2221CBB150075F1***	***2221CBB150075F4***
1½" x 1"	3.000"	***2221CBB150100F1***	***2221CBB150100F4***
2" x 1"	5.000"	***2221CBB200100F1***	***2221CBB200100F4***
2" x 1½"	3.000"	***2221CBB200150F1***	***2221CBB200150F4***

PL Finish – SF1
OD = 32R_a Mechanically Polished
ID = 20R_a Mechanically Polished

PM Finish – SF4
OD = 32R_a Mechanically Polished
ID = 15R_a Mechanically Polished and Electropolished

MURDOCK industrial | Sales@MurdockIndustrial.com www.HoseWarehouse.com | Phone: 330-535-7105 Fax: 330-535-1125 | Skype: MurdockIndustrial

High Purity BioPharm Fittings

Weld x Weld Eccentric Reducers - *T32W*

Size	Dimension A	*PL finish - SF1* Part #	*PM finish - SF4* Part #
¾" x ½"	4.00"	***2211EBB075050F1***	***2211EBB075050F4***
1" x ½"	4.50"	***2211EBB100050F1***	***2211EBB100050F4***
1" x ¾"	4.00"	***2211EBB100075F1***	***2211EBB100075F4***
1½" x ¾"	5.00"	***2211EBB150075F1***	***2211EBB150075F4***
1½" x 1"	5.00"	***2211EBB150100F1***	***2211EBB150100F4***
2" x 1"	7.25"	***2211EBB200100F1***	***2211EBB200100F4***
2" x 1½"	5.25"	***2211EBB200150F1***	***2211EBB200150F4***



BPE Table DT-4.1.3-1(a)

Clamp x Clamp Eccentric Reducers - *T3214MP*

Size	Dimension A	*PL finish - SF1* Part #	*PM finish - SF4* Part #
¾" x ½"	2.000"	***2221EBB075050F1***	***2221EBB075050F4***
1" x ½"	2.500"	***2221EBB100050F1***	***2221EBB100050F4***
1" x ¾"	2.000"	***2221EBB100075F1***	***2221EBB100075F4***
1½" x ¾"	3.000"	***2221EBB150075F1***	***2221EBB150075F4***
1½" x 1"	3.000"	***2221EBB150100F1***	***2221EBB150100F4***
2" x 1"	5.000"	***2221EBB200100F1***	***2221EBB200100F4***
2" x 1½"	3.000"	***2221EBB200150F1***	***2221EBB200150F4***



BPE Table DT-4.1.3-3(a)

PL Finish – SF1
OD = 32R_a Mechanically Polished
ID = 20R_a Mechanically Polished

PM Finish – SF4
OD = 32R_a Mechanically Polished
ID = 15R_a Mechanically Polished and Electropolished

MURDOCK industrial | Sales@MurdockIndustrial.com www.HoseWarehouse.com | Phone: 330-535-7105 Fax: 330-535-1125 | Skype: MurdockIndustrial

621 63-03

High Purity BioPharm Fittings

Solid End Caps - *T16AMP*



BPE Table DT-4.1.5-2

Size	Dimensions A	Dimensions B	*PL finish - SF1* Part #	*PM finish - SF4* Part #
½" - ¾"	0.19"	0.98"	***T16AMP-050075PL***	***T16AMP-050075PM***
1" - 1½"	0.25"	1.98"	***T16AMP-100150PL***	***T16AMP-100150PM***
2"	0.25"	2.52"	***T16AMP-200PL***	***T16AMP-200PM***
2½"	0.25"	3.05"	***T16AMP-250PL***	***T16AMP-250PM***
3"	0.25"	3.58"	***T16AMP-300PL***	***T16AMP-300PM***
4"	0.31"	4.68"	***T16AMP-400PL***	***T16AMP-400PM***

Auto Weld Ferrules - *TL14AM7*

BPE Table DT-4.1.4-1

Size	Dimension A	*PL finish - SF1* Part #	*PM finish - SF4* Part #
½"	1.75"	***TL14AM7-050PL***	***TL14AM7-050PM***
¾"	1.75"	***TL14AM7-075PL***	***TL14AM7-075PM***
1"	1.75"	***TL14AM7-100PL***	***TL14AM7-100PM***
1½"	1.75"	***TL14AM7-150PL***	***TL14AM7-150PM***
2"	2.25"	***TL14AM7-200PL***	***TL14AM7-200PM***
2½"	2.25"	***TL14AM7-250PL***	***TL14AM7-250PM***
3"	2.25"	***TL14AM7-300PL***	***TL14AM7-300PM***
4"	2.25"	***TL14AM7-400PL***	***TL14AM7-400PM***

Weld Caps - *T16W*



BPE Table DT-4.1.5-1

Size	Dimension A	*PL finish - SF1* Part #	*PM finish - SF4* Part #
½"	1.50"	***T16W-050PL***	***T16W-050PM***
¾"	1.50"	***T16W-075PL***	***T16W-075PM***
1"	1.50"	***T16W-100PL***	***T16W-100PM***
1½"	1.50"	***T16W-150PL***	***T16W-150PM***
2"	1.50"	***T16W-200PL***	***T16W-200PM***

PL Finish – SF1
OD = 32R_a Mechanically Polished
ID = 20R_a Mechanically Polished

PM Finish – SF4
OD = 32R_a Mechanically Polished
ID = 15R_a Mechanically Polished and Electropolished

MURDOCK industrial | Sales@MurdockIndustrial.com www.HoseWarehouse.com | Phone: 330-535-7105 Fax: 330-535-1125 | Skype: MurdockIndustrial

2-Way 3 Piece Encapsulated Ball Valves

Materials:
- body, ends and ball: CF8M stainless
- seats: virgin PTFE, 15% glass reinforced RTFE, 25% carbon reinforced PTFE, 50% stainless steel reinforced PTFE or UHMW

Features:
- live-loaded stem packing
- precision stainless steel balls reduce torque and friction losses while extending seat life
- integral ISO 5211 mounting pad
- ID polish is R_a 32 minimum
- lockable handle can prevent accidental actuation
- standard internal entry blow out proof stem design
- full port design matches ball and seat ports to tube ID for lower pressure drop and less turbulent flow
- compact design for areas with tight space restrictions
- fully encapsulated construction produces bubble tight seal
- identification tagging available
- balanced encapsulated construction minimizes cold flow

Specifications:
- maximum pressure rating: ½" - 2" **1000 PSI** WOG, 2½" - 4" **800 PSI** WOG

- for valves seat options, call Dixon
- repair kits available

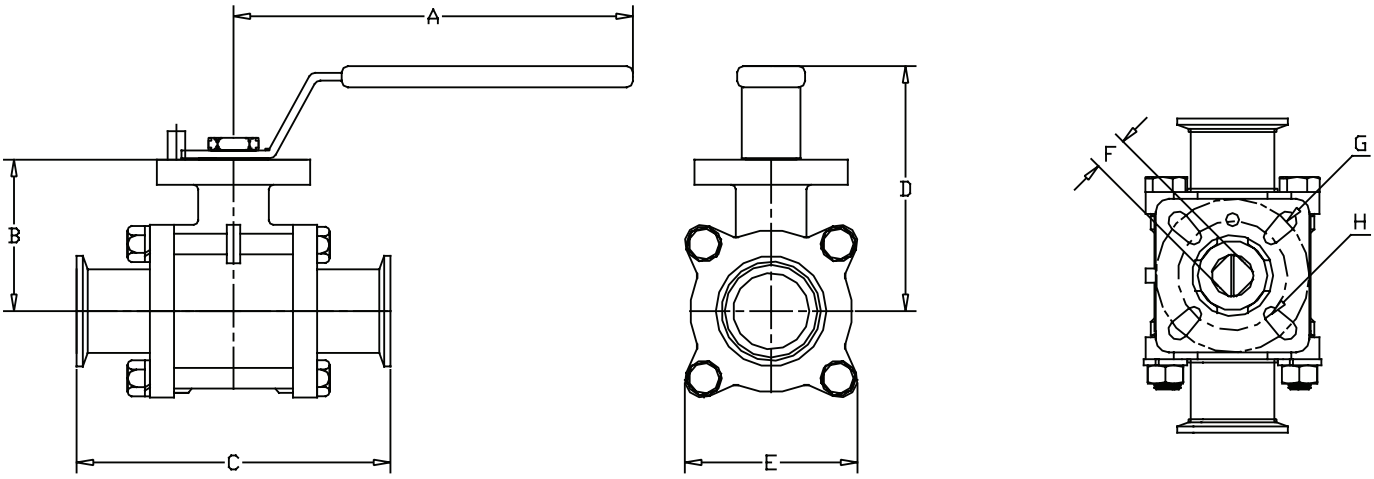

Size	Dimensions								*316 Stainless Steel* Part #
	A	B	C	D	E	F (mm)	G (mm)	H (mm)	
½"	4.9"	1.5"	4.3"	3.1"	2.0"	9	42	36	***BV2CV-050CC-A***
¾"	4.9"	1.8"	4.7"	3.4"	2.2"	9	42	36	***BV2CV-075CC-A***
1"	5.4"	2.1"	4.9"	3.6"	2.4"	11	50	42	***BV2CV-100CC-A***
1½"	9.3"	2.7"	5.6"	4.4"	3.2"	14	70	50	***BV2CV-150CC-A***
2"	9.3"	3.1"	6.4"	4.7"	3.8"	14	70	50	***BV2CV-200CC-A***
2½"	18.0"	3.8"	7.8"	5.2"	4.9"	17	102	70	***BV2CV-250CC-A***
3"	18.3"	4.2"	9.0"	5.7"	5.4"	17	102	70	***BV2CV-300CC-A***
4"	18.3"	5.3"	9.6"	6.9"	8.7"	22	125	102	***BV2CV-400CC-A***

Our commitment to excellence and continuous research and development for improving product quality may warrant periodic changes in design and specification. We reserve the right to modify product design without prior notification and without incurring any liability to provide these modifications to products previously purchased.

MURDOCK industrial | Sales@MurdockIndustrial.com www.HoseWarehouse.com | Phone: 330-535-7105 Fax: 330-535-1125 | Skype: MurdockIndustrial

Non-Encapsulated 2-way 3 Piece Stainless Steel Ball Valves

Materials:
- body, ends and ball**:** CF8M stainless
- seats: 15% glass reinforced PTFE

Features:
- blow-out proof stem
- live-loaded stem packing
- ID polish is R_a 32
- lockable handle

Specifications:
- maximum pressure rating: ½" - 2" **1000 PSI** WOG, 2½" - 4" **800 PSI** WOG
- maximum temperature: **300°F (149°C)**
- repair kits available

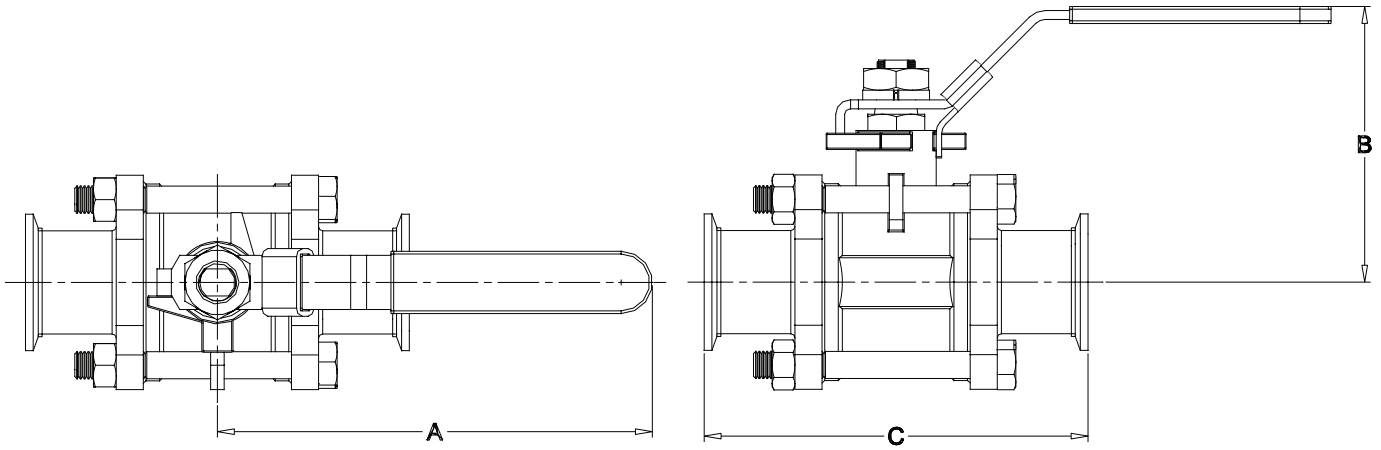

Size	Dimensions			*316 Stainless Steel* Part #
	A	B	C	
½"	4.1"	2.3"	4.6"	***BV2GG-050CC-A***
¾"	4.1"	2.5"	4.7"	***BV2GG-075CC-A***
1"	5.0"	2.8"	4.9"	***BV2GG-100CC-A***
1½"	6.1"	3.5"	5.6"	***BV2GG-150CC-A***
2"	7.6"	3.9"	6.4"	***BV2GG-200CC-A***
2½"	7.6"	4.4"	7.8"	***BV2GG-250CC-A***
3"	10.9"	4.9"	9.0"	***BV2GG-300CC-A***
4"	13.2"	6.6"	9.6"	***BV2GG-400CC-A***

Dimensions are approximate. Engineering dimensions are available upon request. Specifications are subject to change without notice.

MURDOCK industrial | Sales@MurdockIndustrial.com www.HoseWarehouse.com | Phone: 330-535-7105 Fax: 330-535-1125 | Skype: MurdockIndustrial

Butterfly Valves

Materials:
- body and disc: 316L
- seat: EPDM, FKM, (6" EPDM and silicone, 8" EPDM only)

Features:
- low resistance to flow
- bi-directions flow
- gentle to media
- suitable for low and medium viscosity fluids
- can be serviced in the field
- self-draining
- various manual or automatic operators available, call Dixon Sanitary for details 800.789.1718
- optional wing nut kit is available for easy assembly and disassembly
- 100% hydraulic tested / 100% inspected

Specifications:
- vacuum rating: 0.4 inches Hg at **68°F (20°C)**
- operating temperature range: **15°F** to **200°F (-9°C** to **93°C)**

Clamp End with Pull Handle - [A]

Size	*316L Stainless Steel with Silicone Seats* Part #	*316L Stainless Steel with FKM Seats* Part #	*316L Stainless Steel with EPDM Seats* Part #
½"	***B5101S050CC-A***	***B5101V050CC-A***	***B5101E050CC-A***
¾"	***B5101S075CC-A***	***B5101V075CC-A***	***B5101E075CC-A***
1"	***B5101S100CC-A***	***B5101V100CC-A***	***B5101E100CC-A***
1½"	***B5101S150CC-A***	***B5101V150CC-A***	***B5101E150CC-A***
2"	***B5101S200CC-A***	***B5101V200CC-A***	***B5101E200CC-A***
2½"	***B5101S250CC-A***	***B5101V250CC-A***	***B5101E250CC-A***
3"	***B5101S300CC-A***	***B5101V300CC-A***	***B5101E300CC-A***
4" [1]	***B5101S400CC-A***	***B5101V400CC-A***	***B5101E400CC-A***
6"	***B5101S600CC-A***	---	***B5101E600CC-A***
8"	---	---	***B5101E800CC-A***

[1] 4" high pressure butterfly valve is available, call Dixon® for more information

Size	Dimensions A	B	C	D	E	F	G
½"	4.4"	2.8"	1.4"	0.9"	3.5"	.37"	3.1"
¾"	4.4"	2.8"	1.4"	0.9"	3.5"	.62"	3.1"
1"	4.4"	2.8"	1.4"	0.9"	3.5"	0.9"	3.1"
1½"	4.4"	2.8"	1.4"	0.9"	3.5"	1.4"	3.1"
2"	4.4"	3.1"	1.4"	0.9"	3.8"	1.9"	3.9"
2½"	4.4"	3.5"	1.4"	0.9"	3.8"	2.4"	4.6"
3"	6.2"	3.8"	1.3"	1.2"	4.1"	2.9"	5.2"
4"	6.2"	4.5"	1.3"	1.2"	4.8"	3.8"	6.7"
6"	11.5"	5.5"	1.3"	1.2"	5.5"	5.8"	8.5"
8"	18.0"	6.9"	1.6"	1.2"	4.9"	7.8"	11.2"

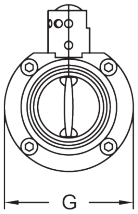

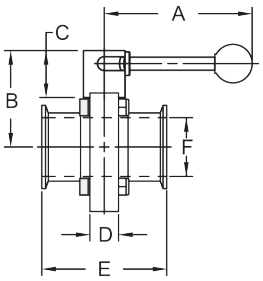

Clamp End with Infinite Position Handle - [B]

Size	*316L Stainless Steel with Silicone Seats* Part #	*316L Stainless Steel with FKM Seats* Part #	*316L Stainless Steel with EPDM Seats* Part #
½"	***B5101S050CC-B***	***B5101V050CC-B***	***B5101E050CC-B***
¾"	***B5101S075CC-B***	***B5101V075CC-B***	***B5101E075CC-B***
1"	***B5101S100CC-B***	***B5101V100CC-B***	***B5101E100CC-B***
1½"	***B5101S150CC-B***	***B5101V150CC-B***	***B5101E150CC-B***
2"	***B5101S200CC-B***	***B5101V200CC-B***	***B5101E200CC-B***
2½"	***B5101S250CC-B***	***B5101V250CC-B***	***B5101E250CC-B***
3"	***B5101S300CC-B***	***B5101V300CC-B***	***B5101E300CC-B***
4"	***B5101S400CC-B***	***B5101V400CC-B***	***B5101E400CC-B***

Size	Dimensions A	B	C	D	E	F	G
½"	4.3"	2.6"	1.3"	0.9"	3.5"	.37"	3.1"
¾"	4.3"	2.6"	1.3"	0.9"	3.5"	.62"	3.1"
1"	4.3"	2.6"	1.3"	0.9"	3.5"	.90"	3.1"
1½"	4.3"	2.6"	1.3"	0.9"	3.5"	1.40"	3.1"
2"	4.3"	2.9"	1.3"	0.9"	3.8"	1.90"	3.9"
2½"	4.3"	3.3"	1.3"	0.9"	3.8"	2.40"	4.6"
3"	6.4"	3.6"	1.3"	1.2"	4.1"	2.90"	5.2"
4"	6.4"	4.4"	1.3"	1.2"	4.8"	3.80"	6.7"

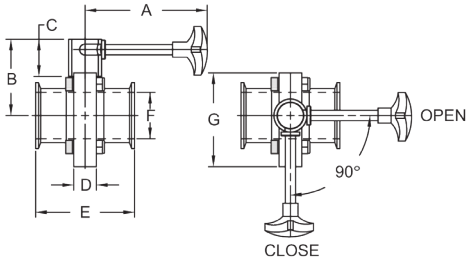

MURDOCK industrial | Sales@MurdockIndustrial.com www.HoseWarehouse.com | Phone: 330-535-7105 Fax: 330-535-1125 | Skype: MurdockIndustrial

Butterfly Valves

Clamp End with Trigger Handle - [C]

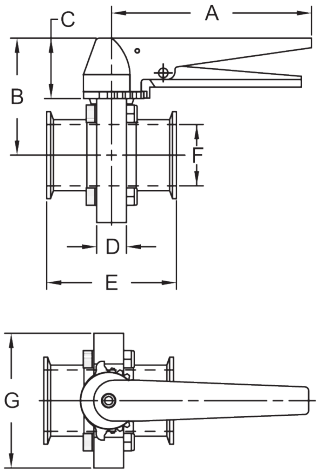

Size	*316L Stainless Steel with Silicone Seats* Part #	*316L Stainless Steel with FKM Seats* Part #	*316L Stainless Steel with EPDM Seats* Part #
½"	***B5101S050CC-C***	***B5101V050CC-C***	***B5101E050CC-C***
¾"	***B5101S075CC-C***	***B5101V075CC-C***	***B5101E075CC-C***
1"	***B5101S100CC-C***	***B5101V100CC-C***	***B5101E100CC-C***
1½"	***B5101S150CC-C***	***B5101V150CC-C***	***B5101E150CC-C***
2"	***B5101S200CC-C***	***B5101V200CC-C***	***B5101E200CC-C***
2½"	***B5101S250CC-C***	***B5101V250CC-C***	***B5101E250CC-C***
3"	***B5101S300CC-C***	***B5101V300CC-C***	***B5101E300CC-C***
4"	***B5101S400CC-C***	***B5101V400CC-C***	***B5101E400CC-C***

Size	Dimensions						
	A	B	C	D	E	F	G
½"	6.6"	3.0"	1.7"	0.9"	3.5"	.37"	3.1"
¾"	6.6"	3.0"	1.7"	0.9"	3.5"	.62"	3.1"
1"	6.6"	3.0"	1.7"	0.9"	3.5"	.90"	3.1"
1½"	6.6"	3.0"	1.7"	0.9"	3.5"	1.40"	3.1"
2"	6.6"	3.5"	1.7"	0.9"	3.8"	1.90"	3.9"
2½"	6.6"	3.7"	1.7"	0.9"	3.8"	2.40"	4.6"
3"	6.6"	3.9"	1.7"	1.2"	4.1"	2.90"	5.2"
4"	6.6"	4.8"	1.7"	1.2"	4.8"	3.80"	6.7"

Repair Kits for Butterfly Valves

Features:
Repair kit contains:
(1) seat
(2) bushings
for valves located on pages 633 and 634

Valve Size	*Black EPDM* Part #	*Red Silicone* Part #	*Brown FKM* Part #
½" - 1"	***B5101-RKE100***	***B5101-RKS100***	***B5101-RKV100***
1½"	***B5101-RKE150***	***B5101-RKS150***	***B5101-RKV150***
2"	***B5101-RKE200***	***B5101-RKS200***	***B5101-RKV200***
2½"	***B5101-RKE250***	***B5101-RKS250***	***B5101-RKV250***
3"	***B5101-RKE300***	***B5101-RKS300***	***B5101-RKV300***
4"	***B5101-RKE400***	***B5101-RKS400***	***B5101-RKV400***
6"	***B5101-RKE600***	***B5101-RKS600***	---
8"	***B5107-RKE800***	---	---

Our commitment to excellence and continuous research and development for improving product quality may warrant periodic changes in design and specification. We reserve the right to modify product design without prior notification and without incurring any liability to provide these modifications to products previously purchased.

MURDOCK industrial | Sales@MurdockIndustrial.com www.HoseWarehouse.com | Phone: 330-535-7105 Fax: 330-535-1125 | Skype: MurdockIndustrial

Butterfly Valves

Clamp

Materials:
- contact product surfaces: sanitary finish 316L stainless steel
- seat: silicone, EPDM, FKM

Features:
- all sizes use only ¾" of line space
- the grooved clamp housing connects directly to the corresponding sanitary clamp size
- PTFE valve disc bushings reduce friction and increase cycle life
- 3-position reversible handle
- 100% tested / 100% inspected
- can be serviced in field (no special tools required)
- can be modified for lockout / tagout
- various automated options available

Specifications:
- vacuum rating: 0.4 inches Hg @ **68°F (20°C)**
- operating temperature range: **15°F** to **200°F (-9°C** to **93°C)**

Information supplied based on water media @ **68°F (20°C)**

Size	Break Torque (in-lbs.)	Assembly Torque (in-lbs.)	Pressure Rating (PSI)	Flow Coefficent (C_V)	Weight w/standard handle (lbs.)
1"	125	36	**140**	23	1.5
1½"	185	36	**140**	80	2
2"	200	21.6	**120**	230	2.5
2½"	260	21.6	**120**	264	3
3"	350	28.8	**100**	372	4
4"	495	43.2	**70**	800	6

Size	*316L Stainless Steel with Silicone Seats* Part #	*316L Stainless Steel with FKM Seats* Part #	*316L Stainless Steel with EPDM Seats* Part #
1"	***B5102S100-A***	***B5102V100-A***	***B5102E100-A***
1½"	***B5102S150-A***	***B5102V150-A***	***B5102E150-A***
2"	***B5102S200-A***	***B5102V200-A***	***B5102E200-A***
2½"	***B5102S250-A***	***B5102V250-A***	***B5102E250-A***
3"	***B5102S300-A***	***B5102V300-A***	***B5102E300-A***
4"	***B5102S400-A***	***B5102V400-A***	***B5102E400-A***

Size	Dimensions						PSI @ **68°F (20°C)**
	A	B	C	D	E	F	
1"	5.6"	2.8"	1.3"	1.3"	3.6"	5.6"	**140**
1½"	5.6"	2.8"	1.3"	1.3"	3.6"	5.6"	**140**
2"	5.6"	3.0"	1.3"	1.3"	4.1"	6.1"	**120**
2½"	5.6"	3.3"	1.3"	1.3"	4.6"	6.6"	**120**
3"	5.6"	3.6"	1.3"	1.3"	5.3"	7.1"	**100**
4"	5.6"	4.1"	1.3"	1.3"	6.4"	8.2"	**70**

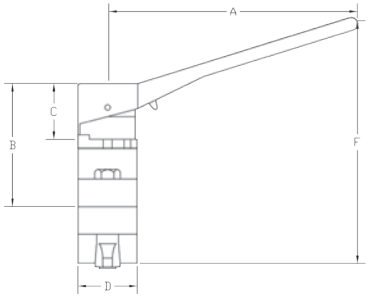

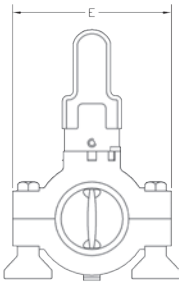

Repair Kits for Clamp Butterfly Valves

Repair kit contains:
(1) seat
(2) bushings

Valve Size	*Black EPDM* Part #	*Red Silicone* Part #	*Brown FKM* Part #
1"	***B5102-RKE100***	***B5102-RKS100***	***B5102-RKV100***
1½"	***B5102-RKE150***	***B5102-RKS150***	***B5102-RKV150***
2"	***B5102-RKE200***	***B5102-RKS200***	***B5102-RKV200***
2½"	***B5102-RKE250***	***B5102-RKS250***	***B5102-RKV250***
3"	***B5102-RKE300***	***B5102-RKS300***	***B5102-RKV300***
4"	***B5102-RKE400***	***B5102-RKS400***	***B5102-RKV400***

B5102-RKS100

MURDOCK industrial | Sales@MurdockIndustrial.com www.HoseWarehouse.com | Phone: 330-535-7105 Fax: 330-535-1125 | Skype: MurdockIndustrial

NEW

B5115 Series - 304 Stainless Steel **Butterfly Valves**

Features:

- 100% tested / 100% inspected
- product contact are sanitary finish to <32R_a
- can be serviced in field
- silicone seats
- blue trigger handle
- operating temperature range: **15°F** to **200°F (-9°C** to **93°C)**
- maximum operating pressure: **110 PSI**

Clamp End with Trigger Handle

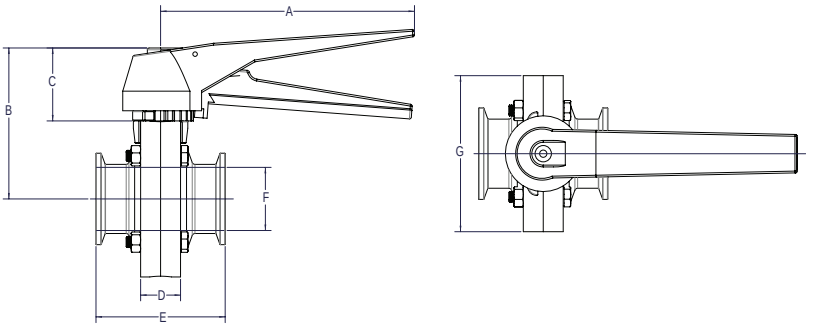

Size	Dimensions							*304 Stainless Steel* Part #
	A	B	C	D	E	F	G	
1½"	5.70"	3.40"	1.60"	0.87"	2.80"	1.40"	3.40"	***B5115S150CC-C***
2"	5.70"	3.60"	1.60"	0.87"	3.00"	1.90"	3.90"	***B5115S200CC-C***
3"	5.70"	4.20"	1.60"	0.87"	3.30"	2.90"	5.00"	***B5115S300CC-C***
4"	6.89"	5.51"	1.60"	0.87"	3.62"	3.83"	6.89"	***B5115S400CC-C***

Weld End with Trigger Handle

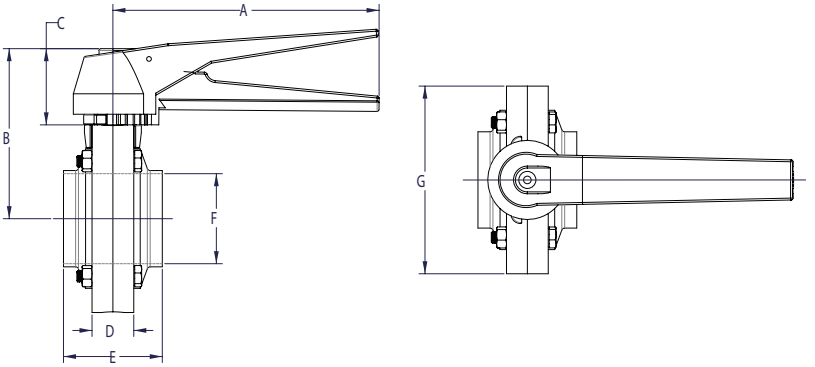

Size	Dimensions							*304 Stainless Steel* Part #
	A	B	C	D	E	F	G	
1½"	5.70"	3.40"	1.60"	0.87"	1.97"	1.40"	3.40"	***B5115S150BB-C***
2"	5.70"	3.60"	1.60"	0.87"	2.05"	1.90"	3.90"	***B5115S200BB-C***
3"	5.70"	4.20"	1.60"	0.87"	2.12"	2.90"	5.00"	***B5115S300BB-C***
4"	6.89"	5.51"	1.60"	0.87"	2.52"	3.83"	6.89"	***B5115S400BB-C***

Replacement Seats

Size	Part #
1½"	***B5115-RKS150***
2"	***B5115-RKS200***
3"	***B5115-RKS300***
4"	***B5115-RKS400***

Note: Cannot be actuated and is supplied with silicone seats only.

MURDOCK industrial | Sales@MurdockIndustrial.com www.HoseWarehouse.com | Phone: 330-535-7105 Fax: 330-535-1125 | Skype: MurdockIndustrial

HSC Series Spring Check Valve

A3 1447
58-01

Features:
- single piece upper body spider design
- machined from solid bar
- standard O-ring and gasket seal design
- can be serviced in field (no special tools required)
- finish: sanitary polish 32 R_a
- suitable for low and medium viscosity fluids
- connection: clamp (standard), others available upon request

Size	Pressure Rating	Cracking Pressure (PSI)	Operating Temperature	*316L stainless steel* Part #
½"	**145 PSI**	**10.0**	**15°F** to **200°F** **(-9°C** to **93°C)**	***HSC*050***
¾"		**4.0**		***HSC*075***
1"		**2.5**		***HSC*100***
1½"		**1.0**		***HSC*150***
2"		**1.5**		***HSC*200***
2½"		**0.8**		***HSC*250***
3"		**0.5**		***HSC*300***
4"		**0.4**		***HSC*400***

*V=FKM or E=EPDM

Repair Kits

Size	Part #
½"	***HSC-RK*050***
¾"	***HSC-RK*075***
1"	***HSC-RK*100***
1½"	***HSC-RK*150***
2"	***HSC-RK*200***
2½"	***HSC-RK*250***
3"	***HSC-RK*300***
4"	***HSC-RK*400***

½"-¾" repair kit contains:
(1) body gasket
(1) plunger O-ring
(1) spider O-ring

1"-4" repair kit contains:
(1) body gasket
(1) plunger O-ring

*V=FKM or E=EPDM

Dimensions

Size	A
½"	2.7"
¾"	2.7"
1"	3.3"
1½"	3.4"
2"	3.4"
2½"	3.4"
3"	3.4"
4"	4.1"

MURDOCK industrial | Sales@MurdockIndustrial.com www.HoseWarehouse.com | Phone: 330-535-7105 Fax: 330-535-1125 | Skype: MurdockIndustrial

3
1447

B45BY Series Y - Ball Check Valve

Applications:
- When liquid flows through the valve, the ball is forced into the branch of the valve allowing full fluid flow. When the liquid stops, equalizing the pressure, the ball drops back into the seat, preventing backflow. Should reverse flow occur, the differential pressure will cause the ball to seal firmly against the seat preventing leakage.

Materials:
- ball: PTFE
- product contact surfaces: 316L stainless steel

Features:
- two-piece construction
- replaceable seat
- can be serviced in field (no special tools required)

Specifications:
- operating temperature range: **15°F** to **200°F (-9°C** to **93°C)**
- maximum operating pressure: **150 PSI**

Dimensions

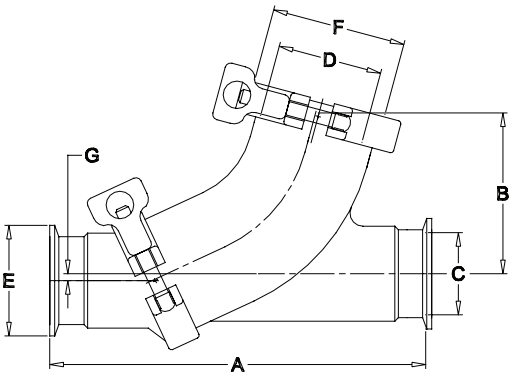

Valve Size	Clamp & Cap Size	A	B	C	D	E	F	G	Ball Diameter	Weight (lbs)	*316L Stainless Steel* Part #
1½"	2"	7.50"	3.30"	1.36"	1.87"	1.98"	2.51"	0.16"	1.6"	4.9	***B45BY-R150***
2"	2½"	8.50"	3.90"	1.86"	2.33"	2.51"	3.04"	0.16"	2.1"	6.6	***B45BY-R200***
2½"	3"	10.00"	4.50"	2.37"	2.87"	3.04"	3.57"	0.16"	2.7"	10.5	***B45BY-R250***
3"	4"	11.50"	5.30"	2.87"	3.83"	3.57"	4.68"	0.16"	3.6"	17.5	***B45BY-R300***

All dimensions are approximate. Engineering dimensions are available upon request.
Specifications are subject to change without notice.

Repair and Seal Kits

Repair kit contains:
(1) EPDM cap gasket
(1) PTFE ball
(1) EPDM/CF8M seat

Seal kit contains:
(1) EPDM cap gasket
(1) EPDM/CF8M seat

FKM seal kit contains:
(1) FKM cap gasket
(1) FKM /CF8M seat

Size	*Repair Kit* Part #	*Seal Kit* Part #	*FKM Seal Kit* Part #	*Replacement Ball Only* Part #
1½"	***B45BY-RK150***	***B45BY-SK150***	***B45BY-SKV150***	***B45BY-TB150***
2"	***B45BY-RK200***	***B45BY-SK200***	***B45BY-SKV200***	***B45BY-TB200***
2½"	***B45BY-RK250***	***B45BY-SK250***	***B45BY-SKV250***	***B45BY-TB250***
3"	***B45BY-RK300***	***B45BY-SK300***	***B45BY-SKV300***	***B45BY-TB300***

MURDOCK industrial | Sales@MurdockIndustrial.com www.HoseWarehouse.com | Phone: 330-535-7105 Fax: 330-535-1125 | Skype: MurdockIndustrial

B45 Air Blow Check Valves

A3 58-00
1447

Materials:
- 316L stainless steel
- stem seat and gasket: EPDM

Features:
- Conforms to 3A standards for filtration of air entering tanks or pipelines with optional filter disc
- filter discs sold separately in packs of 50

Specifications:
- maximum operating temperature: **212°F (100°C)**
- maximum operating pressure: **145 PSI**

Size	*Quick-Connect Plug* Part #	*Female NPT* Part #	*Hose Barb* Part #
1" - 1½"	***B45AB-R100150***	***B45BC-R100150***	***B45CC-R100150***
2"	***B45AB-R200***	***B45BC-R200***	***B45CC-R200***
2½"	***B45AB-R250***	***B45BC-R250***	***B45CC-R250***
3"	***B45AB-R300***	***B45BC-R300***	***B45CC-R300***
4"	***B45AB-R400***	***B45BC-R400***	***B45CC-R400***

Can be used on the Dixon® B45BY Series Y-Ball Check Valves

Dimensions

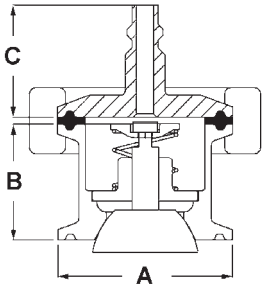

B45AB

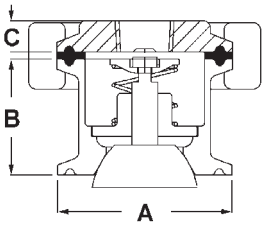

B45BC

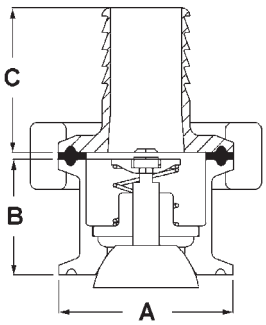

B45CC

Size	A	B	C Plug	C FNPT	C Hose Barb
1"-1½"	1.984"	1.30"	1.26"	.6"	1.7"
2"	2.516"	1.30"	1.26"	.6"	1.7"
2½"	3.047"	1.30"	1.26"	.6"	1.7"
3"	3.579"	1.30"	1.26"	.6"	1.7"
4"	4.682"	1.30"	1.26"	.6"	1.7"

All dimensions are approximate. Engineering dimensions are available upon request.
Specifications are subject to change without notice.

Repair Kit

Repair kit, ***B45AB-RK***, contains:
- (1) EPDM / 316L stainless perforated disc
- (1) 304 stainless spring retainer
- (1) 304 stainless spring
- (1) nylon stem guide
- (1) 316L / EPDM stem and plug

Sizing Chart

When using air blow check valves with ball check valves, refer to the sizing chart below.

Ball Check Valve size	Air Blow Check Valve size
1½"	2"
2"	2½"
2½"	3"
3"	4"

MURDOCK industrial | Sales@MurdockIndustrial.com www.HoseWarehouse.com | Phone: 330-535-7105 Fax: 330-535-1125 | Skype: MurdockIndustrial

Air & Vacuum Relief Tank Vent Valves

Applications:
- When product filling or emptying a tank, this valve is used to relieve pressure or vacuum

Features:
- Triple Action:
  - valve relieves pressure as the fluid level rises while filling a tank
  - valve relieves vacuum as the fluid level drops while emptying a tank
  - seals under equal pressure
- stainless steel screen surrounds the entire vacuum and pressure flow area
- other sanitary connections optional
- ¼" FNPT connection for gas inlet, plug also supplied
- repair kits available

Materials:
- 304 stainless steel, EPDM elastomer

Specifications:
- vacuum break: 2" water column, 0.1 PSI
- pressure relief: 22" water column, 0.8 PSI
- maximum temperature and pressure rating: **3 PSI @ 70°F (21°C)**
- maximum flow rate: 500 GPM

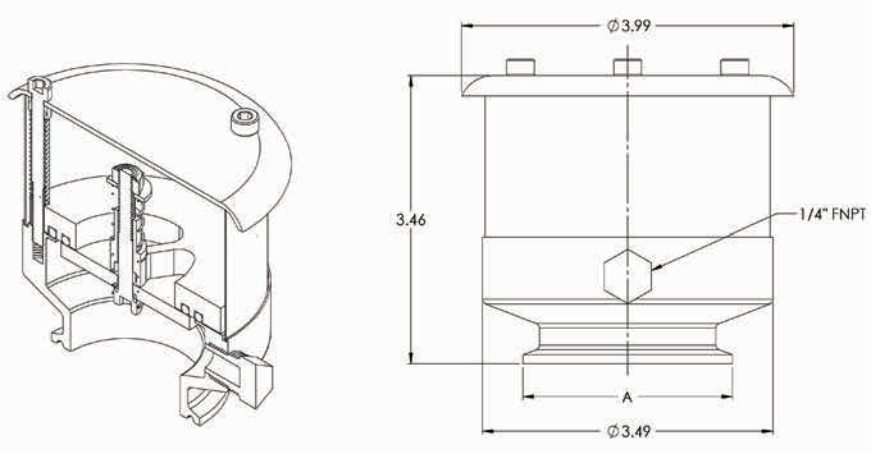

Tube OD	Dimension A	*304 Stainless Steel* Part #
2"	2.52"	***TVSEC-G200***
3"	3.58"	***TVSEC-G300***
4"	4.68"	***TVSEC-G400***

⚠ Due to the impossible determination of whether a tank was damaged due to the tank vent or the lack of opening the upper manhole during product transfer, Dixon Sanitary assumes no liability for tank damage or product loss.

All dimensions are approximate. Engineering dimensions are available upon request.
Specifications are subject to change without notice.

MURDOCK industrial | Sales@MurdockIndustrial.com www.HoseWarehouse.com | Phone: 330-535-7105 Fax: 330-535-1125 | Skype: MurdockIndustrial

Air & Vacuum Relief Tank Vent Valve

Material:
- light weight, robust PVC and 304 stainless steel construction

Features:
- dome helps in preventing external contamination
- can use any clamp gasket

Specifications:
- maximum flow rate: 500 GPM
- vacuum break: 0.1 **PSI**
- pressure relief: 0.1 **PSI**

Size	*304 Stainless Steel* Part #
2" - 3"	***TVPC200-300***

Dimensions

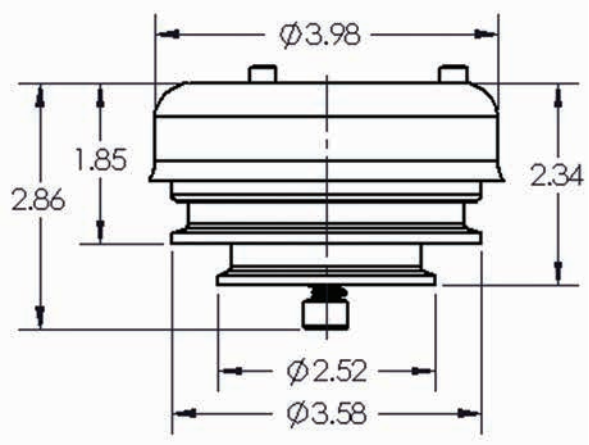

Due to the impossible determination of whether a tank was damaged due to the tank vent or the lack of opening the upper manhole during product transfer, Dixon Sanitary assumes no liability for tank damage or product loss.

All dimensions are approximate. Engineering dimensions are available upon request.
Specifications are subject to change without notice.

MURDOCK industrial | Sales@MurdockIndustrial.com www.HoseWarehouse.com | Phone: 330-535-7105 Fax: 330-535-1125 | Skype: MurdockIndustrial

3A 1447

3A Sample Valves with Manual Handle

Applications:
- The 3A sample valve allows easy and safe sampling of liquids from closed systems such as vessels and pipelines.
- These valves are located in the pharmaceutical, bio-pharmaceutical, biochemical, cosmetic, food, dairy and beverage markets.

Features:
- valve body made from solid bar
- no dead space
- drainable
- connections suitable for orbital welding
- available with single or dual ports
- hermetically sealed against environment
- optimum cleanability
- change of seals without special tools
- long life of the PTFE-bellows
- low spare part costs
- options for pneumatic actuator: no lever, with self-closing lever and with lever for open position
- manual actuator (hand wheel)

single port

Materials:
- In product contact: 1.4404/AISI 316L
- Non product contact: 1.4301/AISI 304
- Product contact seals: PTFE bellows
- Surfaces: wetted product surfaces: Ra <= 32 (optional surface finishes available). Non product contact: R_a <= 63

Specifications:
- Closing tension operating pressure: maximum **116 PSI**
- Hand wheel version operating pressure: minimum **87 PSI**, maximum **232 PSI**
- Controlled air pressure: maximum **145 PSI**

double port

Clamp Valve Size	Weld Port Size	Single Port Part #	Dual Port Part #
½"	¼"	***BSVS-HC050B025***	***BSVD-HC050B025***
½"	⅜"	***BSVS-HC050B375***	***BSVD-HC050B375***
½"	½"	***BSVS-HC050B050***	***BSVD-HC050B050***
1" - 1½"	¼"	***BSVS-HC100B025***	***BSVD-HC100B025***
1" - 1½"	⅜"	***BSVS-HC100B375***	***BSVD-HC100B375***
1" - 1½"	½"	***BSVS-HC100B050***	***BSVD-HC100B050***
2"	¼"	***BSVS-HC200B025***	***BSVD-HC200B025***
2"	⅜"	***BSVS-HC200B375***	***BSVD-HC200B375***
2"	½"	***BSVS-HC200B050***	***BSVD-HC200B050***
2½"	¼"	***BSVS-HC250B025***	***BSVD-HC250B025***
2½"	⅜"	***BSVS-HC250B375***	***BSVD-HC250B375***
2½"	½"	***BSVS-HC250B050***	***BSVD-HC250B050***
3"	¼"	***BSVS-HC300B025***	***BSVD-HC300B025***
3"	⅜"	***BSVS-HC300B375***	***BSVD-HC300B375***
3"	½"	***BSVS-HC300B050***	***BSVD-HC300B050***
4"	¼"	***BSVS-HC400B025***	***BSVD-HC400B025***
4"	⅜"	***BSVS-HC400B375***	***BSVD-HC400B375***
4"	½"	***BSVS-HC400B050***	***BSVD-HC400B050***

MURDOCK industrial | Sales@MurdockIndustrial.com www.HoseWarehouse.com | Phone: 330-535-7105 Fax: 330-535-1125 | Skype: MurdockIndustrial

Electrically Actuated Stainless Steel Ball Valves

2-Piece

Features:

2-Piece Stainless Steel Ball Valve

- body, ends and ball**:** CF8M stainless
- seats: RTFE
- seals: PTFE
- blow-out proof stem
- ISO 5211 mounting pad
- pressure rating: ¼" - 2" **1000 PSI** WOG, 2½" - 3" **800 PSI** WOG
- temperature range: ½" to 2"**: -40°F** to **350°F (-40°C** to **177°C),** 3" to 4": **-40°F** to **325°F (-40°C** to **163°C)**

Electric Actuator

- housing: lightweight powder coated aluminum alloy
- NEMA 4/4X waterproof and dustproof
- gear train: high alloy steel
- H-insulation class
- visual position indication
- space heater is standard
- temperature range: **-41°F** to **140°F (-41°C** to **60°C)**
- ISO 9001, CS, CE and CSA-C US Certified
- RoHS compliant

3-Piece

Features:

3-Piece Stainless Steel Ball Valve

- body and ball: CF8M stainless steel
- stem: 316 stainless steel
- seat: RTFE
- blow-out proof stem
- live-loaded stem packing
- ISO 5211 mounting pad
- swing out design allows easy maintenance
- maximum pressure: 1/4" - 2" **1,000 PSI** WOG at 65°F, 2½" - 3" **800 PSI** WOG at 65°F, 4" **600 PSI** WOG at 65°F
- temperature range: ½" to 2"**: -40°F** to **350°F (-40°C** to **177°C),** 3" to 4": **-40°F** to **325°F (-40°C** to **163°C)**

Electric Actuator

- housing: lightweight powder coated aluminum alloy
- NEMA 4/4X waterproof and dustproof
- gear train: high alloy steel
- H-insulation class
- visual position indication
- space heater is standard
- temperature range: **-41°F** to **140°F (-41°C** to **60°C)**
- ISO 9001, CS, CE and CSA-C US Certified
- RoHS compliant

A wide variety of options are available: voltages, modulating, extra switches, transmitters, potentiometer, etc. Contact Dixon Sanitary at 800.789.1718.

Even though there are torque safety factors built into our automated ball valve packages, actual service conditions must also be considered when selecting the proper product for the appropriate application. For example: Severe service conditions such as dirty water, dirty air, all slurries, raw sewage water, oils, and other viscous fluids can have a dramatic affect in raising the torque requirements of ball valves as much as 75% and therefore larger actuators may be required. Please consult Dixon® when dealing with these types of applications.

MURDOCK industrial | Sales@MurdockIndustrial.com www.HoseWarehouse.com | Phone: 330-535-7105 Fax: 330-535-1125 | Skype: MurdockIndustrial

Electrically Actuated Brass Ball Valves

Features:

2-Piece Brass Ball Valve

- ½" to 2" brass; 3" bronze
- elastomers: FKM
- stem: blow-out proof brass
- seats: PTFE with double O-ring stem packing
- ISO 5211 mounting pad
- pressure rating: - **600 PSI** WOG, **150 PSI** WOG
- maximum temperature: **300°F (149°C)**

Electric Actuator

- housing: lightweight powder coated aluminum alloy
- NEMA 4/4X waterproof and dustproof
- gear train: high alloy steel
- H-insulation class
- visual position indication
- space heater is standard
- temperature range: **-41°F** to **140°F (-41°C** to **60°C)**
- ISO 9001, CS, CE and CSA-C US Certified
- RoHS compliant

A wide variety of options are available: voltages, modulating, extra switches, transmitters, potentiometer, etc. Contact Dixon Sanitary at 800.789.1718.

Even though there are torque safety factors built into our automated ball valve packages, actual service conditions must also be considered when selecting the proper product for the appropriate application.
For example: Severe service conditions such as dirty water, dirty air, all slurries, raw sewage water, oils, and other viscous fluids can have a dramatic affect in raising the torque requirements of ball valves as much as 75% and therefore larger actuators may be required. Please consult Dixon® when dealing with these types of applications.

MURDOCK industrial | Sales@MurdockIndustrial.com www.HoseWarehouse.com | Phone: 330-535-7105 Fax: 330-535-1125 | Skype: MurdockIndustrial

Electrically Actuated 3-Way Ball Valves - 'T / L' Port

3-Way Stainless Steel

Features:

3-Way Stainless Steel Ball Valve

- body and ball: CF8M stainless steel
- seats and seals: RTFE
- full port with FNPT ends
- blow-out proof stem
- live-loaded stem packing
- ISO 5211 mounting pad
- working pressure: ¼" to 1": **1000 PSI** WOG; 1¼" to 2": **800 PSI** WOG
- maximum temperature: **350°F (177°C)**

Electric Actuator

- housing: lightweight powder coated aluminum alloy
- NEMA 4/4X waterproof and dustproof
- gear train: high alloy steel
- H-insulation class
- visual position indication
- space heater is standard
- temperature range: **-41°F** to **140°F (-41°C** to **60°C)**
- ISO 9001, CS, CE and CSA-C US Certified
- RoHS compliant

3-Way Brass

Features:

3-Way Brass Ball Valve

- body: brass
- seats: PTFE with O-ring backing
- reduced port ball valves with FNPT ends
- blow-out proof stem
- ISO 5211 mounting pad
- pressure rating: **400 PSI** WOG, **100 PSI** WSP
- maximum temperature: **300°F (149°C)**

Electric Actuator

- housing: lightweight powder coated aluminum alloy
- NEMA 4/4X waterproof and dustproof
- gear train: high alloy steel
- H-insulation class
- visual position indication
- space heater is standard
- temperature range: **-41°F** to **140°F (-41°C** to **60°C)**
- ISO 9001, CS, CE and CSA-C US Certified
- RoHS compliant

A flow path needs to be selected at time of order. See page 651 for flow path options.

Customer verification is critical. If flow path needs to be changed after being shipped, labor and shipping charges will apply.

A wide variety of options are available: voltages, modulating, extra switches, transmitters, potentiometer, etc. Contact Dixon Sanitary at 800.789.1718.

Even though there are torque safety factors built into our automated ball valve packages, actual service conditions must also be considered when selecting the proper product for the appropriate application. For example: Severe service conditions such as dirty water, dirty air, all slurries, raw sewage water, oils, and other viscous fluids can have a dramatic affect in raising the torque requirements of ball valves as much as 75% and therefore larger actuators may be required. Please consult Dixon® when dealing with these types of applications.

MURDOCK industrial | Sales@MurdockIndustrial.com www.HoseWarehouse.com | Phone: 330-535-7105 Fax: 330-535-1125 | Skype: MurdockIndustrial

Pneumatically Actuated Stainless Steel Ball Valves

2-Piece

Features:

3-Piece Stainless Steel Ball Valve

- body, ends and ball**:** CF8M stainless
- seats: RTFE
- seals: PTFE
- blow-out proof stem
- live-loaded stem packing
- ISO 5211 mounting pad
- pressure rating: ¼" - 2" **1000 PSI** WOG, 2½" - 3" **800 PSI** WOG
- temperature range: ¼" to 2"**: -40°F** to **350°F (-40°C** to **177°C),** 2½" to 3": **-40°F** to **325°F (-40°C** to **163°C)**

Rack and Pinion Actuator

- body: hard anodized aluminum
- anti-blowout pinion: nickel plated anti-blowout pinion
- O-rings: Buna-N
- NAMUR mounting
- bi-directional stops for ±5º travel adjustment
- **80 PSI** plant air required
- visual position indication
- maximum operating pressure: **120 PSI**
- temperature range: **-40ºF** to **200ºF (-40°C** to **93°C)**
- tested to one million cycles
- for spring return actuators must note fail position

3-Piece

Features:

3-Piece Stainless Steel Ball Valve

- body and ball: CF8M stainless steel
- stem: 316 stainless steel
- seat: RTFE
- blow-out proof stem
- live-loaded stem packing
- ISO 5211 mounting pad
- swing out design allows easy maintenance
- maximum pressure: ¼" - 2" **1,000 PSI** WOG at 65°F, 2½" - 3" **800 PSI** WOG at 65°F, 4" **600 PSI** WOG at 65°F
- temperature range: ½" to 2" **-40°F** to **350°F (-40°C** to **177°C) ,** 3" to 4": **-40°F** to **325°F (-40°C** to **163°C)**

Rack and Pinion Actuator

- body: hard anodized aluminum
- anti-blowout pinion: nickel plated
- O-rings: Buna-N
- NAMUR mounting
- bi-directional stops for ±5º travel adjustment
- 80 PSI plant air required
- visual position indication
- maximum operating pressure: **120 PSI**
- temperature range: **-40ºF** to **200ºF (-40°C** to **93°C)**
- tested to one million cycles
- for spring return actuators must note fail position

A wide variety of options are available: spring return (normally closed) and double acting actuators, switches, solenoids, positioners, etc. Contact Dixon Sanitary at 800.789.1718.

Even though there are torque safety factors built into our automated ball valve packages, actual service conditions must also be considered when selecting the proper product for the appropriate application.
For example: Severe service conditions such as dirty water, dirty air, all slurries, raw sewage water, oils, and other viscous fluids can have a dramatic affect in raising the torque requirements of ball valves as much as 75% and therefore larger actuators may be required. Please consult Dixon® when dealing with these types of applications.

MURDOCK industrial | Sales@MurdockIndustrial.com www.HoseWarehouse.com | Phone: 330-535-7105 Fax: 330-535-1125 | Skype: MurdockIndustrial

Pneumatically Actuated Brass Ball Valves

Features:

2-Piece Brass Ball Valve

- body: ¼ " to 2" brass, 2½" - 4" bronze
- seats: PTFE
- ends: FNPT
- brass ball
- FKM elastomers
- blow-out proof stem
- PTFE seats with double O-ring stem packing
- ISO 5211 mounting pad
- pressure rating: - **600 PSI** WOG, **150 PSI** WSP
- maximum temperature: **300°F (149°C)**

Rack and Pinion Actuator

- body: hard anodized aluminum
- anti-blowout pinion: nickel plated
- O-rings: Buna-N
- NAMUR mounting
- bi-directional stops for ±5º travel adjustment
- 80 PSI plant air required
- visual position indication
- maximum operating pressure: **120 PSI**
- temperature range: **-40ºF** to **200ºF (-40°C** to **93°C)**
- tested to one million cycles
- for spring return actuators must note fail position

A wide variety of options are available: spring return (normally closed) and double acting actuators, switches, solenoids, positioners, etc. Contact Dixon Sanitary at 800.789.1718.

Even though there are torque safety factors built into our automated ball valve packages, actual service conditions must also be considered when selecting the proper product for the appropriate application.
For example: Severe service conditions such as dirty water, dirty air, all slurries, raw sewage water, oils, and other viscous fluids can have a dramatic affect in raising the torque requirements of ball valves as much as 75% and therefore larger actuators may be required. Please consult Dixon® when dealing with these types of applications.

MURDOCK industrial | Sales@MurdockIndustrial.com www.HoseWarehouse.com | Phone: 330-535-7105 Fax: 330-535-1125 | Skype: MurdockIndustrial

Pneumatically Actuated 3-Way Stainless Steel Ball Valves - 'T / L' Port

Features:

3-Way Stainless Steel Ball Valve
- full port ball valves with FNPT ends
- body and ball: CF8M stainless steel
- seats and seals: RTFE
- blow-out proof stem
- live-loaded stem packing
- ISO 5211 mounting pad
- working pressure: ¼" to 1": **1000 PSI** WOG; 1¼" to 2": **800 PSI** WSP
- maximum temperature: **350°F (177°C)**

Rack and Pinion Actuator
- body: hard anodized aluminum
- anti-blowout pinion: nickel plated
- O-rings: Buna-N
- NAMUR mounting
- bi-directional stops for ±5º travel adjustment
- 80 PSI plant air required
- visual position indication
- maximum operating pressure: **120 PSI**
- temperature range: **-40ºF** to **200ºF (-40°** to **93°C)**
- tested to one million cycles
- for spring return actuators must note fail position

- A flow path needs to be selected at time of order. See page 651 for flow path options.
- Customer verification is critical. If flow path needs to be changed after being shipped, labor and shipping charges will apply.

A wide variety of options are available: spring return (normally closed) and double acting actuators, switches, solenoids, positioners, etc. Contact Dixon Sanitary at 800.789.1718.

Even though there are torque safety factors built into our automated ball valve packages, actual service conditions must also be considered when selecting the proper product for the appropriate application.
For example: Severe service conditions such as dirty water, dirty air, all slurries, raw sewage water, oils, and other viscous fluids can have a dramatic affect in raising the torque requirements of ball valves as much as 75% and therefore larger actuators may be required. Please consult Dixon® when dealing with these types of applications.

MURDOCK industrial | Sales@MurdockIndustrial.com www.HoseWarehouse.com | Phone: 330-535-7105 Fax: 330-535-1125 | Skype: MurdockIndustrial

Pneumatically Actuated 3-Way Brass Ball Valves - 'T / L' Port

Features:

3-Way Brass Ball Valve

- reduced port brass ball valves with FNPT ends
- blow-out proof stem
- body: brass
- seats: PTFE with O-ring backing
- ball: chrome-plated brass
- PTFE seats with O-ring backing for low operating torque
- ISO 5211 mounting pad
- pressure rating: **400 PSI** WOG **100 PSI** WSP
- maximum temperature: **300°F (149°C)**

Rack and Pinion Actuator

- body: hard anodized aluminum
- anti-blowout pinion: nickel plated
- O-rings: Buna-N
- NAMUR mounting
- bi-directional stops for ±5º travel adjustment
- 80 PSI plant air required
- visual position indication
- maximum operating pressure: **120 PSI**
- temperature range: **-40ºF** to **200ºF (-40°C** to **93C)**
- tested to one million cycles
- for spring return actuators must note fail position

- A flow path needs to be selected at time of order. See page 651 for flow path options.
- Customer verification is critical. If flow path needs to be changed after being shipped, labor and shipping charges will apply.

A wide variety of options are available: spring return (normally closed) and double acting actuators, switches, solenoids, positioners, etc. Contact Dixon Sanitary at 800.789.1718.

Even though there are torque safety factors built into our automated ball valve packages, actual service conditions must also be considered when selecting the proper product for the appropriate application.
For example: Severe service conditions such as dirty water, dirty air, all slurries, raw sewage water, oils, and other viscous fluids can have a dramatic affect in raising the torque requirements of ball valves as much as 75% and therefore larger actuators may be required. Please consult Dixon® when dealing with these types of applications.

MURDOCK industrial | Sales@MurdockIndustrial.com www.HoseWarehouse.com | Phone: 330-535-7105 Fax: 330-535-1125 | Skype: MurdockIndustrial

Pneumatically Actuated Wafer Butterfly Valves

Rack and Pinion Actuator

Features:
- bi-directional stops for ± 5° travel adjustment
- **80 PSI** plant air required
- body: hard anodized aluminum
- anti-blowout pinion: nickel plated
- O-rings: Buna-N
- maximum operating pressure: **120 PSI**
- temperature range: **-40°F** to **200°F (-40°C** to **93°C)**
- Namur mounting
- visual position indication
- tested to 1 million cycles
- for spring return actuators must note fail position

Wafer

Features:
- installs between standard ANSI Class 150# flanges
- seat backing ring ensures blow-out proof service
- conforms to MSS-SP-67, MSS-SP-25,API-609
- body with extended neck: ductile iron
- disc: nickel plated ductile iron
- replaceable seat: EPDM
- no taper pins
- can be serviced in the field
- maximum operating pressure: **200 PSI** (bi-directional)
- temperature range: **-20°F** to **250°F (-29°C** to **121°C)**
- a wide variety of seat, disc and body materials are available

Lug

Features:
- installs between standard ANSI Class 150# flanges
- seat backing ring ensures blow-out proof service
- conforms to MSS-SP-67,MSS-SP-25, API-609
- body with extended neck: ductile iron
- disc: nickel plated ductile iron
- replaceable seat: EPDM
- no taper pins
- can be serviced in the field
- maximum operating pressure: **200 PSI** (bi-directional)
- temperature range: **-20°F** to **250°F (-29°C** to **121°C)**
- a wide variety of seat, disc and body materials are available

A wide variety of options are available: spring return (normally closed) and double acting actuators, switches, solenoids, positioners, etc. Contact Dixon Sanitary at 800.789.1718.

MURDOCK industrial | Sales@MurdockIndustrial.com www.HoseWarehouse.com | Phone: 330-535-7105 Fax: 330-535-1125 | Skype: MurdockIndustrial

BV3/4 Series Multi-port Sanitary Stainless Steel Ball Valves

Flow Paths

3-way 'L'-port
position A

3-way 'L'-port
position B

3-way 'L'-port
position C

3-way 'T'-port
position A



3-way 'T'-port
position B

3-way 'T'-port
position C

3-way 'T'-port
position D

4-way 'L'-port
position A

4-way 'L'-port
position B

4-way 'L'-port
position C

4-way 'L'-port
position D

4-way 'T'-port
position A

4-way 'T'-port
position B

4-way 'T'-port
position C

4-way 'T'-port
position D

MURDOCK industrial | Sales@MurdockIndustrial.com www.HoseWarehouse.com | Phone: 330-535-7105 Fax: 330-535-1125 | Skype: MurdockIndustrial

Sanitary Fittings

Actuated Valve Accessories

Limit Switches

XLS-B4A0120P

Features:
- visual position indicator
- 3D open/close indication
- quick-set cam
- mechanical SPDT switches (standard)
- multipoint terminal strip
- various switch options available
- cable entry: (2) ½" NPT

Enclosures available:

NEMA 4 4/X
- water and dust tight for indoor or outdoor use
- corrosion resistant

NEMA 7
- water and dust tight for indoor or outdoor use
- corrosion resistant
- for use in indoor hazardous locations
- explosion proof

Enclosure	Part #
NEMA 4/4X	***XLS-B4A0120P***
NEMA 7	***XLS-C7A0120P***

Solenoids

Features:
- pressure range: **30 PSI** to **150 PSI**
- duty cycle: 100% extended duty
- voltages available: 12VDC, 24VDC, 24VAC, 48VAC, 110VAC, 220VAC
- electroless nickel plated spool
- easy-to-use manual override
- port sizes: inlet and exhaust ¼" NPT
- NEMA 4 4/X Enclosure
  - water and dust tight for indoor or outdoor use
  - corrosion resistant

Description	Voltage	Part #
single coil	115VAC	***XSO-4S4D-0A***
single coil	24VDC	***XSO-4S4B-0A***
dual coil	115VAC	***XSO-4D4D-0A***
dual coil	24VDC	***XSO-4D4B-0A***

J

Positioners

Features:
- air capacity:
  at 29 PSI (200kPa): 9.5 SCFM
  at 87 PSI (600kPa): 28.3 SCFM
  at 145 PSI (1MPa): 47.1 SCFM
- air connections: 1/4" NPT
- gauges: 1/8" NPT
- cable entry: 1/2" NPT

Electro-Pneumatic
- input range: 4-20mA (Ri<250ohms)
- supply pressure: 21.8 to 145 PSI (0.15 to 1MPa)
- linearity error: <1.0% f.s
- hysteresis: <0.6% f.s
- repeatability: <0.5% f.s

Pneumatic
- input range: 3 to 15 PSI (20-100kPa)
- supply pressure: < 145 PSI (<1MPa)
- linearity error: <0.7% f.s
- hysteresis: <0.4% f.s
- repeatability: <0.3% f.s

Positioner Type	Part #
Electro-Pneumatic	***XPO-E4F***
Pneumatic	***XPO-P4F***

MURDOCK industrial | Sales@MurdockIndustrial.com www.HoseWarehouse.com | Phone: 330-535-7105 Fax: 330-535-1125 | Skype: MurdockIndustrial

Threaded Pipe Fittings ..... 654 to 680
NPT threaded bell reducers..... 654 to 655
Adapters 655
NPT threaded couplings - both ends 656
Merchant couplings 656
Threaded unions..... 657
NPT threaded reducing union..... 657
Hex couplings 657
Reducer hex bushings..... 658 to 659
Adapters 659
Nipples..... 660 to 663
Pipe..... 660, 661
Adapters..... 660, 663
Close..... 661 to 662
Hex..... 662
90° Elbows ..... 664 to 666
NPT threaded..... 664, 665
Female pipe 664
NPT threaded reducing..... 665
Street 665
NPT threaded street..... 666
45° Elbows 667
Tees ..... 668 to 670
NPT threaded female..... 668
Female extruded 668
Reducing tees 669
Street service 669
Bull head 669
Side outlet 669
Street 670
Male branch 670
Crosses 670
Caps 671
Plugs..... 672
Schedule 80 plastic fittings ..... 673 to 676
Tuff-Lite™ plastic fittings ..... 673 to 676
Bulkhead..... 677
Bolted fittings 678
Swage nipples 679
Bull plugs 680

Hammer Unions ..... 681 to 683
Series 100, 200, 206, 400, 602, 1002, 1502 ..... 681 to 683
Hookie hook hose lifters 683

Weld to Metal Hose Fittings 684

Wrench Grips.....685

Pipe Couplings ..... 686 to 687
Straub Grip-L 686
Straub Open-Flex 687

Flanges & Flange Adapters 688 to 689
150 lb. ASA..... 688 to 689
King™ turned back weld-to-metal hose nipples 689

Grooved Fittings ..... 690 to 702
Quick release..... 690
Standard couplings..... 691
Lightweight flexible 692
Lite® couplings 693
Rigid couplings 694
Bolted clamps 695
Painted iron clamps with Baylast™ gaskets..... 695
Mechanical tees..... 696
Flange adapters..... 697
ANSI split flange 697
Reducing adapters 697
End fittings..... 698
Caps 699
Nipples..... 699
Butterfly valves 699
Gaskets 700
Accessories 701
High density polyethylene couplings 702

Line Strainers 703
Y line..... 703
Polypropylene T line 703

LP Gas Fittings..... 704 to 706
Adapters 704
Couplings..... 705
Gaskets 705
Spanner wrench 705
Caps and plugs..... 706

Tube Fittings ..... 707 to 730
Instrumentation..... 707 to 710
Compression ..... 711 to 716
Brass SAE 45° flare..... 717 to 719
Flareless bite ..... 720 to 722
Sharkbite® push to connect ..... 723 to 724
LIQUIfit™ ..... 725 to 728
TrueSeal™ ball valves..... 729 to 730

MURDOCK industrial | Sales@MurdockIndustrial.com www.HoseWarehouse.com | Phone: 330-535-7105 Fax: 330-535-1125 | Skype: MurdockIndustrial

NPT Threaded Bell Reducers

Features:
- other sizes available
- 304 stainless steel fittings are also available, consult Dixon® for pricing and availability

300# iron

150# iron

150# galvanized iron

Female NPT	Female NPT	*300# Iron* Part #	*150# Iron* Part #	*150# Galvanized Iron* Part #
¼"	⅛"	---	***BR1418***	---
⅜"	⅛"	---	***BR3818***	---
	¼"	---	***BR3825***	---
½"	¼"	***300BR5025***	***BR5025***	***BR5025G***
	⅜"	---	***BR5038***	***BR5038G***
¾"	¼"	---	***BR7525***	---
	⅜"	---	***BR7538***	---
	½"	***300BR7550***	***BR7550***	***BR7550G***
1"	¼"	---	***BR1025***	---
	⅜"	---	***BR1038***	---
	½"	---	***BR1050***	***BR1050G***
	¾"	***300BR1075***	***BR1075***	***BR1075G***
1¼"	½"	---	***BR1250***	---
	¾"	---	***BR1275***	---
	1"	***300BR1210***	***BR1210***	***BR1210G***
1½"	¾"	---	***BR1575***	---
	1"	***300BR1510***	***BR1510***	***BR1510G***
	1¼"	***300BR1512***	***BR1512***	***BR1512G***
2"	¾"	---	***BR2075***	---
	1"	***300BR2010***	***BR2010***	***BR2010G***
	1¼"	***300BR2012***	***BR2012***	---
	1½"	***300BR2015***	***BR2015***	***BR2015G***
2½"	1"	---	***BR2510***	---
	1½"	---	***BR2515***	---
	2"	---	***BR2520***	***BR2520G***
3"	1"	---	***BR3010***	---
	1¼"	---	***BR3012***	---
	1½"	---	***BR3015***	---
	2"	---	***BR3020***	***BR3020G***
	2½"	---	***BR3025***	***BR3025G***
4"	1"	---	***BR4010***	---
	1½"	---	***BR4015***	---
	2"	---	***BR4020***	---
	2½"	---	***BR4025***	---
	3"	---	***BR4030***	***BR4030G***
6"	3"	---	***BR6030***	---
	4"	---	***BR6040***	---

- For additional information on pipe dimensions please reference dixonvalve.com.

MURDOCK industrial | Sales@MurdockIndustrial.com www.HoseWarehouse.com | Phone: 330-535-7105 Fax: 330-535-1125 | Skype: MurdockIndustrial

NPT Threaded Bell Reducers

Features:
- other sizes available
- 304 stainless steel fittings are also available, consult Dixon® for pricing and availability

Female NPT	Female NPT	*150# 316 Stain.Steel* Part #	*3000# Forged Steel* Part #	*125# Brass* Part #
¼"	⅛"	---	---	---
⅜"	⅛"	---	---	---
	¼"	***BR3825SS***	---	---
½"	¼"	***BR5025SS***	---	---
	⅜"	***BR5038SS***	***BR5038FS***	***BR5038B*** [1]
¾"	⅜"	***BR7538SS***	---	***3771206C***
	½"	***BR7550SS***	***BR7550FS***	***BR7550B*** [1]
1"	½"	***BR1050SS***	---	***BR1050B***
	¾"	***BR1075SS***	***BR1075FS***	***BR1075B***
1¼"	1"	***BR1210SS***	---	***BR1210B***
1½"	¾"	---	---	***BR1575B***
	1"	***BR1510SS***	***BR1510FS***	***BR1510B***
	1¼"	***BR1512SS***	***BR1512FS***	---
2"	1"	***BR2010SS***	***BR2010FS***	***BR2010B***
	1½"	***BR2015SS***	***BR2015FS***	***BR2015B***
2½"	2"	---	---	***BR2520B***
3"	2"	***BR3020SS***	---	***BR3020B***
4"	3"	---	---	***BR4030B***

[1] items will be discontinued as stock is depleted

150# 316 stainless steel

3000# forged steel

125# brass

Adapters

Reducer Couplings

Feature:
- ref SAE 130138

Female NPTF	*Brass* Previous Part #	*Brass* Part #	Optional Qty	*Lead Free Brass* [1, 2, 3] Part #
¼" x ⅛"	RC2F1F	***3770402C***	50	---
⅜" x ⅛"	RC3F1F	***3770602C***	50	---
⅜" x ¼"	RC3F2F	***3770604C***	50	---
½" x ¼"	RC4F2F	***3770804C***	25	---
½" x ⅜"	RC4F3F	***3770806C***	10	***3770806CLF***
¾" x ⅜"	RC6F3F	***3771206C***	10	---
¾" x ½"	RC6F4F	***3771208C***	10	***3771208CLF***

[1] lead free brass <=0.25% lead; Alloy CA2745; Alloy C46400
[2] conforms To: Safe Water Drinking Act (SWDA) of Jan. 4, 2014; California AB1953; RoHS Compliant
[3] NPT threads

- For additional information on pipe dimensions please reference dixonvalve.com.

MURDOCK industrial | Sales@MurdockIndustrial.com www.HoseWarehouse.com | Phone: 330-535-7105 Fax: 330-535-1125 | Skype: MurdockIndustrial

NPT Threaded Couplings

300# iron

150# iron

150# galvanized iron

150# 316 stainless steel

3000# forged steel

125# brass

Female NPT	*300# Iron* Part #	*150# Iron* Part #	*150# Galvanized Iron* Part #
⅛"	---	RHC18	RHC18G
¼"	300RHC25	RHC25	RHC25G
⅜"	300RHC38	RHC38	RHC38G
½"	300RHC50	RHC50	RHC50G
¾"	300RHC75	RHC75	RHC75G
1"	300RHC100	RHC100	RHC100G
1¼"	300RHC125	RHC125	RHC125G
1½"	300RHC150	RHC150	RHC150G
2"	300RHC200	RHC200	RHC200G
2½"	---	RHC250	---
3"	---	RHC300	RHC300G
4"	---	RHC400	RHC400G
5"	---	RHC500	---
6"	---	RHC600	---

Female NPT	*150# 316 Stain.Steel* Part #	*3000# Forged Steel* Part #	*125# Brass* Part #
¼"	RHC25SS	RHC25FS	RHC25B
⅜"	RHC38SS	RHC38FS	RHC38B
½"	RHC50SS	RHC50FS	RHC50B
¾"	RHC75SS	RHC75FS	RHC75B
1"	RHC100SS	RHC100FS	RHC100B
1¼"	RHC125SS	RHC125FS	RHC125B
1½"	RHC150SS	RHC150FS	RHC150B
2"	RHC200SS	RHC200FS	RHC200B
3"	RHC300SS	---	---
4"	RHC400SS	---	---

Merchant Couplings

- other sizes are also available, consult Dixon® for pricing

Female NPSM	*Black Iron* Part #
¼"	MRCH25
⅜"	MRCH38
½"	MRCH50
¾"	MRCH75
1"	MRCH100
1¼"	MRCH125
1½"	MRCH150
2"	MRCH200
3"	MRCH300 [1]

[1] has female NPT thread

- For additional information on pipe dimensions please reference dixonvalve.com.

MURDOCK industrial | Sales@MurdockIndustrial.com www.HoseWarehouse.com | Phone: 330-535-7105 Fax: 330-535-1125 | Skype: MurdockIndustrial

NPT Threaded Unions

Features:
- other sizes are also available
- 304 stainless steel fittings are also available, consult Dixon® for pricing and availability

Female NPT	*300# Iron* Part #	*150# Iron* Part #	*150# Galvanized Iron* Part #
⅛"	---	***MIU18***	---
¼"	---	***MIU25***	---
⅜"	---	***MIU38***	***TUN038G***
½"	***300MIU50***	***MIU50***	***TUN050G***
¾"	***300MIU75***	***MIU75***	***TUN075G***
1"	***300MIU100***	***MIU100***	***TUN100G***
1¼"	---	***MIU125***	***TUN125G***
1½"	***300MIU150***	***MIU150***	***TUN150G***
2"	---	***MIU200***	***TUN200G***
2½"	---	***MIU250***	---
3"	***300MIU300***	***MIU300***	---
4"	---	***MIU400***	---

300# iron

150# iron

150# galvanized iron

150# 316 stainless steel

3000# forged steel

brass

Female NPT	*150# 316 Stainless Steel* Part #	*3000# Forged Steel* Part #	*125# Brass* Part #
¼"	***TUN025SS***	---	***TUN2F***
⅜"	***TUN038SS***	---	***TUN3F***
½"	***TUN050SS***	***TUN050FS***	***TUN4F***
¾"	***TUN075SS***	***TUN075FS***	***TUN5F***
1"	***TUN100SS***	***TUN100FS***	***TUN6F***
1¼"	***TUN125SS***	---	***TUN7F***
1½"	***TUN150SS***	***TUN150FS***	***TUN8F***
2"	***TUN200SS***	***TUN200FS***	***TUN9F***

NPT Threaded Reducing Union

Female NPT	Female NPT	*150# Iron* Part #
¾"	½"	***MIRU7550***

Female Hex Couplings

Feature:
- ref SAE 130138

NPTF	*Brass* Previous Part #	*Brass* Part #	Pkg Qty	*Lead Free Brass* [1, 2, 3] Part #
⅛" x ⅛"	BA1F1F	***3710202C***	25	***3710202CLF***
¼" x ¼"	BA2F2F	***3710404C***	25	***3710404CLF***
⅜" x ⅜"	BA3F3F	***3710606C***	25	***3710606CLF***
½" x ½"	BA4F4F	***3710808C***	25	***3710808CLF***
¾" x ¾"	BA6F6F	***3711212C***	10	---

[1] lead free brass <=0.25% lead; Alloy CA2745; Alloy C46400
[2] conforms To: Safe Water Drinking Act (SWDA) of Jan. 4, 2014; California AB1953; RoHS Compliant
[3] NPT threads

- For additional information on pipe dimensions please reference dixonvalve.com.

MURDOCK industrial | Sales@MurdockIndustrial.com www.HoseWarehouse.com | Phone: 330-535-7105 Fax: 330-535-1125 | Skype: MurdockIndustrial

NPT Threaded Reducer Hex Bushings

150# iron

150# galvanized iron

150# 316 stainless steel

Male NPT	Female NPT	*150# Iron* Part #	*150# Galvanized Iron* Part #	*150# 316 Stainless Steel* Part #
¼"	⅛"	HB2518	HB2518G	HB2518SS
⅜"	⅛"	HB3818	---	---
	¼"	HB3825	HB3825G	HB3825SS
½"	⅛"	HB5018	---	---
	¼"	HB5025	HB5025G	HB5025SS
	⅜"	HB5038	HB5038G	HB5038SS
¾"	⅛"	HB7518	---	---
	¼"	HB7525	HB7525G	HB7525SS
	⅜"	HB7538	HB7538G	HB7538SS
	½"	HB7550	HB7550G	HB7550SS
1"	⅛"	HB1018	---	---
	¼"	HB1025	HB1025G	HB1025SS
	⅜"	HB1038	HB1038G	HB1038SS
	½"	HB1050	HB1050G	HB1050SS
	¾"	HB1075	HB1075G	HB1075SS
1¼"	½"	HB1250	---	---
	¾"	HB1275	---	HB1275SS
	1"	HB1210	HB1210G	HB1210SS
1½"	½"	HB1550	---	---
	¾"	HB1575	HB1575G	HB1575SS
	1"	HB1510	HB1510G	HB1510SS
	1¼"	HB1512	HB1512G	HB1512SS
2"	½"	HB2050	HB2050G	---
	¾"	HB2075	HB2075G	HB2075SS
	1"	HB2010	HB2010G	HB2010SS
	1¼"	HB2012	HB2012G	HB2012SS
	1½"	HB2015	HB2015G	HB2015SS
2½"	1½"	HB2515	---	---
	2"	HB2520	HB2520G	HB2520SS
3"	1"	HB3010	---	---
	1½"	HB3015	---	---
	2"	HB3020	HB3020G	HB3020SS
	2½"	HB3025	---	HB3025SS
4"	1"	HB4010	---	---
	1½"	HB4015	---	---
	2"	HB4020	HB4020G	HB4020SS
	2½"	HB4025	---	---
	3"	HB4030	HB4030G	HB4030SS
5"	4"	HB5040	---	---
6"	3"	HB6030	---	---
	4"	HB6040	---	---

3000# forged steel

125# brass

Male NPT	Female NPT	*3000# Forged Steel* Part #	*125# Brass* Part #
¼"	⅛"	HB2518FS	---
⅜"	⅛"	---	---
	¼"	HB3825FS	---
½"	⅛"	---	---
	¼"	HB5025FS	---
	⅜"	HB5038FS	---
¾"	⅛"	---	---
	¼"	HB7525FS	---
	⅜"	HB7538FS	---
	½"	HB7550FS	---
1"	¼"	HB1025FS	---
	⅜"	HB1038FS	---
	½"	HB1050FS	---
	¾"	HB1075FS	---
1¼"	¾"	HB1275FS	---
	1"	HB1210FS	HB1210B
1½"	¾"	HB1575FS	HB1575B
	1"	HB1510FS	HB1510B
	1¼"	HB1512FS	HB1512B
2"	½"	---	HB2050B
	¾"	HB2075FS	HB2075B
	1"	HB2010FS	HB2010B
	1¼"	HB2012FS	HB2012B
	1½"	HB2015FS	HB2015B
2½"	1½"	---	HB2515B
	2"	HB2520FS	HB2520B
3"	2"	HB3020FS	HB3020B
	2½"	HB3025FS	HB3025B
4"	2"	---	HB4020B
	3"	HB4030FS	HB4030B

- For additional information on pipe dimensions please reference dixonvalve.com.

MURDOCK industrial | Sales@MurdockIndustrial.com www.HoseWarehouse.com | Phone: 330-535-7105 Fax: 330-535-1125 | Skype: MurdockIndustrial

Reducer Hex Bushings

Feature:
- ref SAE 130140

Female NPTF	Male NPTF	Brass Previous Part #	Brass Part #	Optional Qty	Lead Free Brass [2, 3, 4] Part #
⅛"	¼"	HB1F2M	***3730402C***	100	***3730402CLF***
⅛"	⅜"	HB1F3M	***3730602C***	100	---
¼"		HB2F3M	***3730604C***	100	***3730604CLF***
⅛"	½"	HB1F4M	***3730802C***	25	---
¼"		HB2F4M	***3730804C***	50	***3730804CLF***
⅜"		HB3F4M	***3730806C***	50	***3730806CLF***
⅛"	¾"	HB1F6M	***3731202C*** [1]	25	---
¼"		HB2F6M	***3731204C***	25	---
⅜"		HB3F6M	***3731206C***	25	---
½"		HB4F6M	***3731208C***	25	***3731208CLF***
¼"	1"	HB2F8M	***3731604C*** [1]	10	---
⅜"		HB3F8M	***3731606C*** [1]	10	---
½"		HB4F8M	***3731608C***	10	---
¾"		HB6F8M	***3731612C***	10	---

[1] SAE does not provide a standard for these sizes
[2] lead free brass <=0.25% lead; Alloy CA2745; Alloy C46400
[3] conforms To: Safe Water Drinking Act (SWDA) of Jan. 4, 2014; California AB1953; RoHS Compliant
[4] NPT threads

Adapters

Female NPTF x Male NPTF

Feature:
- ref SAE 130139

Female NPTF	Male NPTF	Brass Previous Part #	Brass Part #	Optional Qty	Lead Free Brass [1, 2, 3] Part #
⅛"	⅛"	RA1F1M	***3750202C***	100	---
¼"	⅛"	RA2F1M	***3750402C***	50	***3750402CLF***
	¼"	RA2F2M	***3750404C***	50	***3750404CLF***
⅜"	⅛"	RA3F1M	***3750602C***	50	---
	¼"	RA3F2M	***3750604C***	50	***3750604CLF***
	⅜"	RA3F3M	***3750606C***	50	---
½"	¼"	RA4F2M	***3750804C***	25	---
	⅜"	RA4F3M	***3750806C***	25	---
	½"	RA4F4M	***3750808C***	25	***3750808CLF***
¾"	⅜"	RA6F3M	***3751206C***	10	---
	½"	RA6F4M	***3751208C***	10	---
	¾"	RA6F6M	***3751212C***	10	***3751212CLF***

[1] lead free brass <=0.25% lead; Alloy CA2745; Alloy C46400
[2] conforms To: Safe Water Drinking Act (SWDA) of Jan. 4, 2014; California AB1953; RoHS Compliant
[3] NPT threads

Pump Adapters

Features:
- used to convert BSP pump outlets to NPT
- hard-coated, extruded 6061-T6 aircraft aluminum alloy
- other sizes, configurations are available, contact Dixon®

Female BSP	Male NPT	Aluminum Part #
1½"	1½"	***AHA15BSP15T***
2"	2"	***AHA20BSP20T***
2½"	2½"	***AHA25BSP25T***
3"	3"	***AHA30BSP30T***
4"	4"	***AHA40BSP40T***

- For additional information on pipe dimensions please reference dixonvalve.com.

MURDOCK industrial | Sales@MurdockIndustrial.com www.HoseWarehouse.com | Phone: 330-535-7105 Fax: 330-535-1125 | Skype: MurdockIndustrial

Pipe Nipples

Long Pipe Nipples

- carbon steel and stainless steel nipples are available on page 661

NPT	Length	Brass Previous Part #	Brass Part #	Optional Qty	*Lead Free Brass* [1, 2] Part #
⅛"	1½"	166-0215	***1660215C***	25	---
	2"	166-0220	***1660220C***	25	---
	2½"	166-0225	***1660225C***	25	---
	3"	166-0230	***1660230C***	25	***1660230CLF***
	3½"	166-0235	***1660235C***	10	---
	4"	166-0240	***1660240C***	10	***1660240CLF***
¼"	1½"	166-0415	***1660415C***	25	***1660415CLF***
	2"	166-0420	***1660420C***	25	***1660420CLF***
	2½"	166-0425	***1660425C***	25	---
	3"	166-0430	***1660430C***	25	***1660430CLF***
	3½"	166-0435	***1660435C***	10	---
	4"	166-0440	***1660440C***	10	***1660440CLF***
	5"	166-0450	***1660450C***	5	---
⅜"	1½"	166-0615	***1660615C***	25	***1660615CLF***
	2"	166-0620	***1660620C***	25	***1660620CLF***
	2½"	166-0625	***1660625C***	10	***1660625CLF***
	3"	166-0630	***1660630C***	10	***1660630CLF***
	3½"	166-0635	***1660635C***	10	---
	4"	166-0640	***1660640C***	5	***1660640CLF***
½"	1½"	166-0815	***1660815C***	10	***1660815CLF***
	2"	166-0820	***1660820C***	10	---
	2½"	166-0825	***1660825C***	10	---
	3"	166-0830	***1660830C***	10	---
	3½"	166-0835	***1660835C***	10	---
	4"	166-0840	***1660840C***	5	---
¾"	2"	166-1220	***1661220C***	5	---
	2½"	166-1225	***1661225C***	5	---
	3"	166-1230	***1661230C***	5	---
	3½"	166-1235	***1661235C***	5	---
1"	2"	---	***TN100X2B***	---	---
	3"	---	***TN100X3B***	---	---
	4"	---	***TN100X4B***	---	---
1½"	2"	---	***TN150X2B***	---	---
	3"	---	***TN150X3B***	---	---
2"	3"	---	***TN200X3B***	---	---
	4"	---	***TN200X4B***	---	---
	6"	---	***TN200X6B***	---	---

[1] lead free brass <=0.25% lead; Alloy CA2745; Alloy C46400
[2] conforms To: Safe Water Drinking Act (SWDA) of Jan. 4, 2014; California AB1953; RoHS Compliant

Female NPTF x Male NPSM Adapters

Female NPTF	Male NPSM	Brass Previous Part #	Brass Part #	Optional Qty
¼"	¼"	174-0404	***1740404C***	100
⅜"	⅜"	174-0606	***1740606C***	50
½"	½"	174-0808	***1740808C***	50

- For additional information on pipe dimensions please reference dixonvalve.com.

MURDOCK industrial | Sales@MurdockIndustrial.com www.HoseWarehouse.com | Phone: 330-535-7105 Fax: 330-535-1125 | Skype: MurdockIndustrial

Pipe Nipples - Threaded Both Ends

Features:

- made from schedule 40 welded pipe
- male NPT x male NPT design
- brass nipples are available, see page 666
- other lengths are also available, consult Dixon® for pricing

Note: do not use pipe nipples as hose inserts.

Male NPT	Overall Length	*Carbon Steel* Part #	*316 Stainless Steel* Part #
¼"	2"	***TN025X2***	---
	6"	---	***TN025X6SS***
⅜"	2"	***TN038X2***	---
	4"	***TN038X4***	---
	6"	***TN038X6***	---
½"	2"	***TN050X2***	***TN050X2SS***
	3"	***TN050X3***	***TN050X3SS***
	4"	***TN050X4***	***TN050X4SS***
	6"	***TN050X6***	***TN050X6SS***
¾"	2"	***TN075X2***	***TN075X2SS***
	3"	***TN075X3***	***TN075X3SS***
	4"	***TN075X4***	***TN075X4SS***
	6"	***TN075X6***	***TN075X6SS***
1"	2"	***TN100X2***	***TN100X2SS***
	3"	***TN100X3***	***TN100X3SS***
	4"	***TN100X4***	***TN100X4SS***
	6"	***TN100X6***	***TN100X6SS***
1¼"	2"	***TN125X2***	***TN125X2SS***
	3"	***TN125X3***	***TN125X3SS***
	4"	***TN125X4***	***TN125X4SS***
	6"	***TN125X6***	***TN125X6SS***
1½"	2"	***TN150X2***	***TN150X2SS***
	3"	***TN150X3***	***TN150X3SS***
	4"	***TN150X4***	***TN150X4SS***
	6"	***TN150X6***	***TN150X6SS***
2"	3"	***TN200X3***	***TN200X3SS***
	4"	***TN200X4***	***TN200X4SS***
	5"	***TN200X5***	***TN200X5SS***
	6"	***TN200X6***	***TN200X6SS***
	8"	***TN200X8***	---
3"	3"	***TN300X3***	***TN300X3SS***
	4"	***TN300X4***	***TN300X4SS***
	6"	***TN300X6***	***TN300X6SS***
4"	4"	***TN400X4***	***TN400X4SS***
	6"	***TN400X6***	***TN400X6SS***
	8"	***TN400X8***	---
6"	6"	***TN600X6***	---
	8"	***TN600X8***	---

carbon steel

stainless steel

Close Pipe Nipples

NPT	*Brass* Previous Part #	*Brass* Part #	Optional Qty	*Lead Free Brass* [1, 2] Part #
⅛"	165-0202	***1650202C***	50	***1650202CLF***
¼"	165-0404	***1650404C***	50	***1650404CLF***
⅜"	165-0606	***1650606C***	100	***1650606CLF***
½"	165-0808	***1650808C***	25	***1650808CLF***
¾"	165-1212	***1651212C***	25	***1651212CLF***
1"	165-1616	***1651616C***	25	---
1½"	---	***CN150B***	5	---
2"	---	***CN200B***	5	---
3"	---	***CN300B***	5	---

[1] lead free brass <=0.25% lead; Alloy CA2745; Alloy C46400

[2] conforms To: Safe Water Drinking Act (SWDA) of Jan. 4, 2014; California AB1953; RoHS Compliant

- For additional information on pipe dimensions please reference dixonvalve.com.

MURDOCK industrial | Sales@MurdockIndustrial.com www.HoseWarehouse.com | Phone: 330-535-7105 Fax: 330-535-1125 | Skype: MurdockIndustrial

Close Nipples



Features:
- made from schedule 40 welded pipe
- male NPT x male NPT design

Male NPT	Overall Length	*Carbon Steel* Part #	*Galvanized* Part #	*316 Stainless Steel* Part #	Optional Qty
⅛"	¾"	---	---	***CN012SS***	1
¼"	⅞"	***CN025***	***CN025G***	***CN025SS***	25
⅜"	1"	***CN037***	--	***CN037SS***	25
½"	1⅛"	***CN050***	***CN050G***	***CN050SS***	10
¾"	1⅜"	***CN075***	***CN075G***	***CN075SS***	10
1"	1½"	***CN100***	***CN100G***	***CN100SS***	10
1¼"	1⅝"	***CN125***	---	---	10
1½"	1½"	***CN150***	***CN150G***	***CN150SS***	10
2"	2"	***CN200***	***CN200G***	***CN200SS***	10
2½"	2½"	***CN250***	---	---	--
3"	2⅝"	***CN300***	***CN300G***	***CN300SS***	1
4"	2⅝"	***CN400***	---	***CN400SS***	5
6"	3⅛"	***CN600***	---	---	--

Hex Nipples

Feature:
- ref SAE 130137

NPTF	*Brass* Previous Part #	*Brass* Part #	Optional Qty	*Lead Free Brass* [1, 2, 3] Part #
⅛" x ⅛"	BCN12	***3700202C***	100	***3700202CLF***
¼" x ¼"	BCN25	***3700404C***	100	***3700404CLF***
⅜" x ⅜"	BCN37	***3700606C***	50	***3700606CLF***
½" x ½"	BCN50	***3700808C***	25	***3700808CLF***
¾" x ¾"	BCN75	***3701212C***	20	---
1" x 1"	BCN100	***3701616C***	10	---

[1] lead free brass <=0.25% lead; Alloy CA2745; Alloy C46400
[2] conforms To: Safe Water Drinking Act (SWDA) of Jan. 4, 2014; California AB1953; RoHS Compliant
[3] NPT threads

Straight Hex Nipples

Male NPT	*316 Stainless Steel* Part #
⅜"	***HN38SS***
½"	***HN50SS***
¾"	***HN75SS***
1"	***HN100SS***
1½"	***HN150SS***
2"	***HN200SS***

Reducer Hex Nipples

Feature:
- ref SAE 130137

Male NPTF	*Brass* Previous Part #	*Brass* Part #	Optional Qty
¼" x ⅛"	HN2M1M	***3790402C***	100
⅜" x ⅛"	HN3M1M	***3790602C***	50
⅜" x ¼"	HN3M2M	***3790604C***	50
½" x ¼"	HN4M2M	***3790804C***	50
½" x ⅜"	HN4M3M	***3790806C***	50
¾" x ½"	HN6M4M	***3791208C***	25

Male NPT	Male NPT	*316 Stainless Steel* Part #
⅜"	¼"	***RHN3825SS***
½"	⅜"	***RHN5038SS***
¾"	½"	***RHN7550SS***

Note: do not use pipe nipples as hose inserts.

- For additional information on pipe dimensions please reference dixonvalve.com.

MURDOCK industrial | Sales@MurdockIndustrial.com www.HoseWarehouse.com | Phone: 330-535-7105 Fax: 330-535-1125 | Skype: MurdockIndustrial

Adapters

Ball Seat to Male Pipe

NPSM	NPTF	Brass Previous Part #	Brass Part #	Optional Qty
⅛"	⅛"	BSM11	***1720202C***	100
¼"	⅛"	BSM21	***1720402C***	100
	¼"	BSM22	***1720404C***	100
⅜"	¼"	BSM32	***1720604C***	100
	⅜"	BSM33	***1720606C***	50
	½"	BSM34	***1720608C***	50
½"	⅜"	BSM43	***1720806C***	50
	½"	BSM44	***1720808C***	50
¾"	¾"	BSM66	***1721212C***	25

Male Unions

NPSM	NPSM	Brass Previous Part #	Brass Part #	Pkg Qty
⅛"	⅛"	176-0202	***1760202C***	100
¼"	¼"	176-0404	***1760404C***	100
⅜"	⅜"	176-0606	***1760606C***	100
½"	½"	176-0808	***1760808C***	50

- For additional information on pipe dimensions please reference dixonvalve.com.

MURDOCK industrial | Sales@MurdockIndustrial.com www.HoseWarehouse.com | Phone: 330-535-7105 Fax: 330-535-1125 | Skype: MurdockIndustrial

NPT Threaded 90° Elbows

300# iron

150# iron

150# galvanized iron

150# 316 stainless steel

2000# forged steel

125# brass

Features:
- other sizes are also available
- 304 stainless steel fittings are also available, consult Dixon® for pricing and availability

Female NPT	*300# Iron* Part #	*150# Iron* Part #	*150# Galvanized Iron* Part #
⅛"	---	***EL9018***	***EL9018G***
¼"	***300EL9025***	***EL9025***	***EL9025G***
⅜"	***300EL9038***	***EL9038***	***EL9038G***
½"	***300EL9050***	***EL9050***	***EL9050G***
¾"	***300EL9075***	***EL9075***	***EL9075G***
1"	***300EL90100***	***EL90100***	***EL90100G***
1¼"	***300EL90125***	***EL90125***	***EL90125G***
1½"	***300EL90150***	***EL90150***	***EL90150G***
2"	***300EL90200***	***EL90200***	***EL90200G***
2½"	---	***EL90250***	---
3"	---	***EL90300***	***EL90300G***
4"	---	***EL90400***	***EL90400G***
5"	---	***EL90500***	---
6"	---	***EL90600***	---

Female NPT	*150# 316 Stain. Steel* Part #	*2000# Forged Steel* Part #	*125# Brass* Part #
⅛"	***EL9018SS***	---	---
¼"	***EL90025SS***	***EL9025FS***	---
⅜"	***EL90038SS***	***EL9038FS***	---
½"	***EL90050SS***	***EL9050FS***	---
¾"	***EL90075SS***	***EL9075FS***	---
1"	***EL90100SS***	***EL90100FS***	***EL90100B***
1¼"	***EL90125SS***	***EL90125FS***	---
1½"	***EL90150SS***	***EL90150FS***	***EL90150B***
2"	***EL90200SS***	***EL90200FS***	***EL90200B***
3"	***EL90300SS***	---	---
4"	***EL90400SS***	---	---

90° Female Pipe Elbows

brass

lead free brass

Feature:
- ref SAE 130238

Female NPTF	*Extruded Brass* Previous Part #	*Extruded Brass* Part #	Optional Qty	*Forged Lead Free Brass* [1, 2, 3] Part #
⅛"	EL1F1F	***3020202C***	25	---
¼"	EL2F2F	***3020404C***	25	***3020404CLF***
⅜"	EL3F3F	***3020606C***	25	***3020606CLF***
½"	EL4F4F	***3020808C***	25	***3020808CLF***
¾"	EL6F6F	***3021212C***	10	***3021212CLF***

[1] lead free brass <=0.25% lead; Alloy CA2745; Alloy C46400
[2] conforms To: Safe Water Drinking Act (SWDA) of Jan. 4, 2014; California AB1953; RoHS Compliant
[3] NPT thread

- For additional information on pipe dimensions please reference dixonvalve.com.

MURDOCK industrial | Sales@MurdockIndustrial.com www.HoseWarehouse.com | Phone: 330-535-7105 Fax: 330-535-1125 | Skype: MurdockIndustrial

NPT Threaded Reducing Elbows

Feature:
- other sizes are also available, consult Dixon® for pricing and availability

Female NPT	Female NPT	*150# Iron* Part #
¼"	⅛"	***REL2518***
½"	¼"	***REL5025***
½"	⅜"	***REL5038***
¾"	½"	***REL7550***
1"	½"	***REL1050***
1"	¾"	***REL1075***
1¼"	1"	***REL1210***
1½"	1"	***REL1510***
1½"	1¼"	***REL1525***
2"	1"	***REL2010***
2"	1½"	***REL2015***
2½"	2"	***REL2520***
3"	2"	***REL3020***
4"	2"	***REL4020***
4"	3"	***REL4030***

90° Street Elbows

Feature:
- ref SAE 130239

Female NPTF	Male NPTF	*Extruded Brass* Previous Part #	*Extruded Brass* Part #	Optional Qty	*Forged Lead Free Brass* [1, 2] Part #
⅛"	⅛"	SE1F1M	***3040202C***	25	***3040202CLF***
¼"	⅛"	SE2F1M	***3040402C***	25	---
¼"	¼"	SE2F2M	***3040404C***	25	***3040404CLF***
⅜"	¼"	SE3F2M	***3040604C***	25	---
⅜"	⅜"	SE3F3M	***3040606C***	25	***3040606CLF***
½"	⅜"	SE4F3M	***3040806C***	25	---
½"	½"	SE4F4M	***3040808C***	25	***3040808CLF***
¾"	½"	SE6F4M	***3041208C***	25	---
¾"	¾"	SE6F6M	***3041212C***	10	---

brass

lead free brass

[1] lead free brass <=0.25% lead; Alloy CA2745; Alloy C46400
[2] conforms To: Safe Water Drinking Act (SWDA) of Jan. 4, 2014; California AB1953; RoHS Compliant
[3] NPT thread

K

90° Male Pipe Elbows

Male NPTF	*Forged Brass* Previous Part #	*Forged Brass* Part #	Optional Qty
⅛"	169-0202	***1690202C***	25
¼"	169-0404	***1690404C***	25
⅜"	169-0606	***1690606C***	25
½"	169-0808	***1690808C***	25

- For additional information on pipe dimensions please reference dixonvalve.com.

MURDOCK industrial | Sales@MurdockIndustrial.com www.HoseWarehouse.com | Phone: 330-535-7105 Fax: 330-535-1125 | Skype: MurdockIndustrial

NPT Threaded 90° Street Elbows

150# iron

150# galvanized iron

150# 316 stainless steel

3000# forged steel

125# brass

Features:
- other sizes are also available
- 304 stainless steel fittings are also available, consult Dixon® for pricing and availability

Male NPT	Female NPT	*150# Iron* Part #	*150# Galvanized Iron* Part #	*150# 316 Stain. Steel* Part #
⅛"	⅛"	***SE9018***	***SE9018G***	***SE9018SS***
¼"	¼"	***SE9025***	***SE9025G***	***SE9025SS***
⅜"	⅜"	***SE9038***	***SE9038G***	***SE9038SS***
½"	½"	***SE9050***	***SE9050G***	***SE9050SS***
¾"	¾"	***SE9075***	***SE9075G***	***SE9075SS***
1"	1"	***SE9010***	***SE9010G***	***SE9010SS***
1¼"	1¼"	***SE9012***	***SE9012G***	***SE9012SS***
1½"	1½"	***SE9015***	***SE9015G***	***SE9015SS***
2"	2"	***SE9020***	***SE9020G***	***SE9020SS***
2½"	2½"	***SE90250***	---	---
3"	3"	***SE90300***	***SE9030G***	---
4"	4"	***SE90400***	---	---
6"	6"	***SE90600***	---	---

Male NPT	Female NPT	*3000# Forged Steel* Part #	*125# Brass* Part #
⅛"	⅛"	---	---
¼"	¼"	***SE9025FS***	---
⅜"	⅜"	***SE9038FS***	---
½"	½"	***SE9050FS***	---
¾"	¾"	***SE9075FS***	***SE9075B***
1"	1"	***SE9010FS***	***SE9010B***
1¼"	1¼"	***SE9012FS***	***SE9012B***
1½"	1½"	***SE9015FS***	***SE9015B***
2"	2"	***SE9020FS***	***SE9020B***

- For additional information on pipe dimensions please reference dixonvalve.com.

MURDOCK industrial | Sales@MurdockIndustrial.com www.HoseWarehouse.com | Phone: 330-535-7105 Fax: 330-535-1125 | Skype: MurdockIndustrial

NPT Threaded 45 Elbows

Female NPT	*150# Iron* Part #
⅛"	***EL4518***
¼"	***EL4525***
⅜"	***EL4538***
½"	***EL4550***
¾"	***EL4575***
1"	***EL45100***
1¼"	***EL45125***
1½"	***EL45150***
2"	***EL45200***
2½"	***EL45250***
3"	***EL45300***
4"	***EL45400***
5"	***EL45500***
6"	***EL45600***

Size	*150# Iron* Part #	*150# Galvanized Iron* Part #
⅛"	***SE4518***	---
¼"	***SE4525***	***SE4525G***
⅜"	***SE4538***	---
½"	***SE4550***	***SE4550G***
¾"	***SE4575***	***SE4575G***
1"	***SE45100***	---
1¼"	***SE45125***	***SE45125G***
1½"	***SE45150***	***SE45150G***
2"	***SE45200***	***SE45200G***
2½"	***SE45250***	***SE45250G***
3"	***SE45300***	***SE45300G***
4"	***SE45400***	***SE45400G***

150# galvanized iron

Feature:

- ref SAE 130339

Female NPTF	Male NPTF	*Extruded Brass* Previous Part #	*Extruded Brass* Part #	Optional Qty
⅛"	⅛"	306-0202	***3060202C***	25
¼"	¼"	306-0404	***3060404C***	25
⅜"	⅜"	306-0606	***3060606C***	25
½"	½"	306-0808	***3060808C***	25
¾"	¾"	306-1212	***3061212C***	10

- For additional information on pipe dimensions please reference dixonvalve.com.

MURDOCK industrial | Sales@MurdockIndustrial.com www.HoseWarehouse.com | Phone: 330-535-7105 Fax: 330-535-1125 | Skype: MurdockIndustrial

NPT Threaded Female Tees

300# iron

150# iron

150# galvanized iron

150# 316 stainless steel

2000# forged steel

125# brass

Female NPT	*300# Iron* Part #	*150# Iron* Part #	*150# Galvanized Iron* Part #
⅛"	---	***FT18***	---
¼"	***300FT25***	***FT25***	***FT25G***
⅜"	***300FT38***	***FT38***	***FT38G***
½"	***300FT50***	***FT50***	***FT50G***
¾"	---	***FT75***	***FT75G***
1"	***300FT10***	***FT10***	***FT100G***
1¼"	***300FT120***	***FT120***	***FT120G***
1½"	---	***FT15***	***FT150G***
2"	***300FT200***	***FT200***	***FT200G***
2½"	---	***FT250***	---
3"	---	***FT30***	***FT300G***
4"	---	***FT40***	***FT400G***
5"	---	***FT500***	---
6"	---	***FT60***	---

Female NPT	*150# 316 Stainless Steel* Part #	*2000# Forged Steel* Part #	*125# Brass* Part #
⅛"	---	---	---
¼"	***FT25SS***	***FT25FS***	---
⅜"	***FT38SS***	---	---
½"	***FT50SS***	***FT50FS***	---
¾"	***FT75SS***	***FT75FS***	***FT75B***
1"	***FT10SS***	***FT100FS***	***FT10B***
1¼"	***FT120SS***	***FT120FS***	---
1½"	***FT150SS***	***FT150FS***	***FT15B***
2"	***FT200SS***	***FT200FS***	***FT20B***

K

Female Tees

brass

lead free brass

Feature:
- ref SAE 130438

NPTF Thread	*Extruded Brass* Previous Part #	*Extruded Brass* Part #	Optional Qty	*Forged Lead Free Brass* [1, 2, 3] Part #
⅛"	322-0202	***3220202C***	25	***3220202CLF***
¼"	322-0404	***3220404C***	25	***3220404CLF***
⅜"	322-0606	***3220606C***	25	***3220606CLF***
½"	322-0808	***3220808C***	25	***3220808CLF***
¾"	322-1212	***3221212C***	10	***3221212CLF***

[1] lead free brass <=0.25% lead; Alloy CA2745; Alloy C46400
[2] conforms To: Safe Water Drinking Act (SWDA) of Jan. 4, 2014; California AB1953; RoHS Compliant
[3] NPT thread

- For additional information on pipe dimensions please reference dixonvalve.com.

MURDOCK industrial | Sales@MurdockIndustrial.com www.HoseWarehouse.com | Phone: 330-535-7105 Fax: 330-535-1125 | Skype: MurdockIndustrial

NPT Threaded Side Outlet Elbows

Female NPT	*150# Iron* Part #
⅛"	***SOE18***
¼"	***SOE25***
⅜"	***SOE38***
½"	***SOE50***
¾"	***SOE75***
1"	***SOE100***
1¼"	***SOE120***
1½"	***SOE150***
2"	***SOE200***

NPT Threaded Female Reducing Tees

Female NPT	Female NPT	*150# Iron* Part #
⅜"	¼"	***FRT3825***
½"	⅜"	***FRT5038***
¾"	½"	***FRT7550***
1"	½"	***FRT1050***
1¼"	1"	***FRT1210***
1½"	1"	***FRT1510***
2"	1"	***FRT2010***
2"	1½"	***FRT2015***
3"	2"	***FRT3020***

NPT Threaded Street Service Tees

NPT	*150# Iron* Part #
½"	***SST50***
¾"	***SST75***
1"	***SST100***
1½"	***SST150***

NPT Threaded Bull Head Tees

Female NPT	Female NPT	*150# Iron* Part #
½"	¾"	***BHT1575***
½"	1"	***BHT1510***
¾"	1"	***BHT7510***
1"	1½"	***BHT1015***
1"	2"	***BHT1020***
1½"	2"	***BHT1520***
2"	2½"	***BHT2025***

K

NPT Threaded Side Outlet Tees

Female NPT	*150# Iron* Part #
½"	***SOT50***
¾"	***SOT75***
1"	***SOT100***
1¼"	***SOT120***
1½"	***SOT150***
2"	***SOT200***

- For additional information on pipe dimensions please reference dixonvalve.com.

MURDOCK industrial | Sales@MurdockIndustrial.com www.HoseWarehouse.com | Phone: 330-535-7105 Fax: 330-535-1125 | Skype: MurdockIndustrial

Street Tees

Feature:
- ref SAE 130424

Female NPTF	Male NPTF	*Extruded Brass* Previous Part #	*Extruded Brass* Part #	Optional Qty	*Lead Free Brass* [1, 2, 3] Part #
⅛"	⅛"	326-0202	***3260202C***	25	---
¼"	¼"	326-0404	***3260404C***	25	***3260404CLF***
⅜"	⅜"	326-0606	***3260606C***	25	---
½"	½"	326-0808	***3260808C***	25	---
¾"	¾"	326-1212	***3261212C***	10	---

[1] lead free brass <=0.25% lead; Alloy CA2745; Alloy C46400
[2] conforms To: Safe Water Drinking Act (SWDA) of Jan. 4, 2014; California AB1953; RoHS Compliant
[3] NPT thread

Male Branch Tees

Feature:
- ref SAE 130425

NPTF	*Extruded Brass* Previous Part #	*Extruded Brass* Part #	Optional Qty	*Lead Free Brass* [1, 2, 3] Part #
⅛"	324-0202	***3240202C***	25	---
¼"	324-0404	***3240404C***	25	---
⅜"	324-0606	***3240606C***	25	***3240606CLF***
½"	324-0808	***3240808C***	25	---
¾"	324-1212	***3241212C***	10	---

[1] lead free brass <=0.25% lead; Alloy CA2745; Alloy C46400
[2] conforms To: Safe Water Drinking Act (SWDA) of Jan. 4, 2014; California AB1953; RoHS Compliant
[3] NPT thread

NPT Threaded Crosses

Female NPT	*150# Iron* Part #
⅛"	***MIC18***
¼"	***MIC25***
⅜"	***MIC38***
½"	***MIC50***
¾"	***MIC75***
1"	***MIC100***
1¼"	***MIC125***
1½"	***MIC150***
2"	***MIC200***
2½"	***MIC250***
3"	***MIC300***
4"	***MIC400***

Pipe Crosses

Female NPTF	*Extruded Brass* Previous Part #	*Extruded Brass* Part #	Optional Qty
⅛"	228-0202	***2280202C***	25
¼"	228-0404	***2280404C***	25
⅜"	228-0606	***2280606C***	25
½"	228-0808	***2280808C***	10
¾"	228-1212	***2281212C***	10

- For additional information on pipe dimensions please reference dixonvalve.com.

MURDOCK industrial | Sales@MurdockIndustrial.com www.HoseWarehouse.com | Phone: 330-535-7105 Fax: 330-535-1125 | Skype: MurdockIndustrial

NPT Threaded Caps

Features:

- other sizes are also available
- 304 stainless steel fittings are also available, consult Dixon® for pricing and availability

Female NPT	*300# Iron* Part #	*150# Iron* Part #
⅛"	---	***MICAP18***
¼"	---	***MICAP25***
⅜"	---	***MICAP38***
½"	***300MICAP50***	***MICAP50***
¾"	***300MICAP75***	***MICAP75***
1"	***300MICAP100***	***MICAP100***
1¼"	***300MICAP125***	***MICAP120***
1½"	***300MICAP150***	***MICAP150***
2"	***300MICAP200***	***MICAP200***
2½"	---	***MICAP250***
3"	---	***MICAP300***
4"	---	***MICAP400***
5"	---	***MICAP500***
6"	---	***MICAP600***

300# iron

150# iron

150# galvanized iron

Female NPT	*150# Galvanized Iron* Part #	*150# 316 Stainless Steel* Part #
⅛"	---	***SSCAP18***
¼"	---	***SSCAP25***
⅜"	---	***SSCAP38***
½"	***MICAP50G***	***SSCAP50***
¾"	***MICAP75G***	***SSCAP75***
1"	---	***SSCAP10***
1¼"	---	***SSCAP12***
1½"	---	***SSCAP15***
2"	***MICAP200G***	***SSCAP20***

150# 316 stainless steel

NPT Pipe Caps

Female NPT	Optional Qty	*Lead Free Brass* [1, 2, 3] Part #
⅛"	50	***2130200CLF***
¼"	100	***2130400CLF***
⅜"	25	***2130600CLF***
½"	25	***2130800CLF***
¾"	25	***2131200CLF***

[1] lead free per NSF/ANSI 372
[2] lead free brass <=0.25% lead; Alloy CA2745; Alloy C46400
[3] conforms To: Safe Water Drinking Act (SWDA) of Jan. 4, 2014; California AB1953; RoHS Compliant

- For additional information on pipe dimensions please reference dixonvalve.com.

MURDOCK industrial | Sales@MurdockIndustrial.com www.HoseWarehouse.com | Phone: 330-535-7105 Fax: 330-535-1125 | Skype: MurdockIndustrial

NPT Threaded Square Head Plugs

150# iron

150# galvanized iron

150# 316 stainless steel

3000# forged steel

125# brass

Feature:
- forged steel and brass plugs are solid, all others are cored

Male NPT	*150# Iron* Part #	*150# Galvanized Iron* Part #	*150# 316 Stain. Steel* Part #
⅛"	***SHP18***	***SHP18G***	***SHP18SS***
¼"	***SHP14***	***SHP14G***	***SHP14SS***
⅜"	***SHP38***	***SHP38G***	***SHP38SS***
½"	***SHP50***	***SHP50G***	***SHP50SS***
¾"	***SHP75***	***SHP75G***	***SHP75SS***
1"	***SHP100***	***SHP100G***	***SHP100SS***
1¼"	***SHP125***	***SHP125G***	***SHP125SS***
1½"	***SHP150***	***SHP150G***	***SHP150SS***
2"	***SHP200***	***SHP200G***	***SHP200SS***
2½"	***SHP250***	***SHP250G***	***SHP250SS***
3"	***SHP300***	***SHP300G***	***SHP300SS***
4"	***SHP400***	***SHP400G***	***SHP400SS***
5"	***SHP500***	---	---
6"	***SHP600***	***SHP600G***	---

Male NPT	*3000# Forged Steel* Part #	*125# Brass* Part #
⅛"	---	***2110200C*** [1, 2]
¼"	***SHP14FS***	***2110400C*** [1, 2]
⅜"	***SHP38FS***	***2110600C*** [1, 2]
½"	***SHP50FS***	***2110800C*** [1, 2]
¾"	***SHP75FS***	***2111200C*** [1, 2]
1"	***SHP100FS***	***SHP100B***
1½"	***SHP150FS***	***SHP150B***
2"	***SHP200FS***	---
3"	***SHP300FS***	---

[1] lead free brass per NSF/ANSI 372, Brass Alloy 260/270
[2] threads are PTF-SAE

Hex Head Plugs

NPT	*Brass* Previous Part #	*Brass* Part #	Pkg Qty	*Lead Free Brass* [1, 2] Part #
⅛"	HHP1M	***1630200C***	50	***1630200CLF***
¼"	HHP2M	***1630400C***	100	***1630400CLF***
⅜"	HHP3M	***1630600C***	25	---
½"	HHP4M	***1630800C***	25	---
¾"	HHP6M	***1631200C***	25	---
1"	HHP8M	***1631600C***	10	---

- standard brass hex head plug is hollow; lead free brass is solid

[1] lead free brass <=0.25% lead; Alloy CA2745; Alloy C46400
[2] conforms To: Safe Water Drinking Act (SWDA) of Jan. 4, 2014; California AB1953; RoHS Compliant

Hex Socket Plugs

NPTF	*Lead Free Brass* [1] Previous Part #	*Lead Free Brass* [1] Part #	Optional Qty
⅛"	219-0200	***2190200C***	50
¼"	219-0400	***2190400C***	100
⅜"	219-0600	***2190600C***	25
½"	219-0800	***2190800C***	25
¾"	219-1200	***2191200C***	25

[1] lead free brass per NSF/ANSI 372, Brass Alloy 260/270

- For additional information on pipe dimensions please reference dixonvalve.com.

MURDOCK industrial | Sales@MurdockIndustrial.com www.HoseWarehouse.com | Phone: 330-535-7105 Fax: 330-535-1125 | Skype: MurdockIndustrial

Polypropylene Schedule 80 - Pipe Couplings

Female NPT	*Polypropylene* Part #
¾"	***62238***
1"	***62239***
1½"	***62241***
2"	***62194***

Tuff-Lite™ - Female NPT x Female NPT Adapters

- sold in package quantity only

Female NPT	Female NPT	*Nylon* Part #	Pkg Qty
½"	½"	***TA994***	25
¾"	¾"	***TA996***	25



Polypropylene Schedule 80 - Reducer Bushings

Male NPT	Female NPT	*Polypropylene* Part #
½"	¼"	***62267***
¾"	½"	***62272***
1"	½"	***62275***
1"	¾"	***62276***
1¼"	¾"	***62277***
1¼"	1"	***62278***
1½"	¾"	***62279***
1½"	1"	***62280***
1½"	1¼"	***62281***
2"	¾"	***62195***
2"	1"	***62196***
2"	1¼"	***62197***
2"	1½"	***62198***
3"	2"	***60330***

Tuff-Lite™ - Male NPT x Female Threaded Swivel Nut Adapters

- female shipped with a red vinyl washer (***TVW7***), replacement washers on page 242

Male NPT	Female Thread	*Nylon* Part #
¼"	¾" GHT	***TSA72***
⅜"	¾" GHT	***TSA73***
¼"	¾" NPS	***TSA62***
⅜"	¾" NPS	***TSA63***

Tuff-Lite™ - Reducing Bushings

Male NPT	Female NPT	*Nylon* Part #
⅜"	¼"	***THB32***
½"	¼"	***THB42***
½"	⅜"	***THB43***
¾"	½"	***THB64***
1"	¾"	***THB86***

- For additional information on pipe dimensions please reference dixonvalve.com.

MURDOCK industrial | Sales@MurdockIndustrial.com www.HoseWarehouse.com | Phone: 330-535-7105 Fax: 330-535-1125 | Skype: MurdockIndustrial

Tuff-Lite™ - Close Nipples

- sold in package quantity only

Male NPT	*Nylon* Part #	Pkg Qty
¼"	***TCN202***	50
⅜"	***TCN303***	50
½"	***TCN404***	50
¾"	***TCN606***	50

Polypropylene Schedule 80 - Hex Nipples



Male NPT	*Polypropylene* Part #
½"	***62221***
¾"	***60554***
1"	***60555***
1¼"	***60556***
1½"	***60547***
2"	***60548***
3"	***61769***

Polypropylene Schedule 80 - Reducer Nipples

Male NPT	Male NPT	*Polypropylene* Part #
¾"	½"	***62233***
1"	¾"	***62234***
1¼"	1"	***62235***
1½"	1¼"	***62236***
2"	1½"	***60549***

Polypropylene Schedule 80 - Nipples

Male NPT	Length	*Polypropylene* Part #
¾"	4"	***62223***
¾"	6"	***62224***
1"	4"	***62225***
1"	6"	***62226***
2"	4"	***62192***
2"	6"	***62193***

- For additional information on pipe dimensions please reference dixonvalve.com.

MURDOCK industrial | Sales@MurdockIndustrial.com www.HoseWarehouse.com | Phone: 330-535-7105 Fax: 330-535-1125 | Skype: MurdockIndustrial

Polypropylene Schedule 80 - 90° Elbows

Female NPT	*Polypropylene* Part #
½"	***62215***
¾"	***62216***
1"	***62217***
1½"	***62219***
2"	***62191***
3"	***62220***

Tuff-Lite™ - Street Female NPT x 90° Male NPT Elbows

Female NPT	Male NPT	*Nylon* Part #
¼"	¼"	***TSE22***
½"	½"	***TSE44***
¾"	¾"	***TSE66***

Polypropylene Schedule 80 - 90° Street Elbows

NPT Thread	*Polypropylene* Part #
½"	***62243***
¾"	***62244***
1"	***62245***
1¼"	***62246***
1½"	***62247***
2"	***62199***
3"	***62248***

Polypropylene Schedule 80 - Tees

Female NPT	*Polypropylene* Part #
½"	***62209***
¾"	***62210***
1"	***62211***
1¼"	***62212***
1½"	***62213***
2"	***62190***
3"	***62214***

Polypropylene Schedule 80 - Cross

Female NPT	*Polypropylene* Part #
1"	***62263***

- For additional information on pipe dimensions please reference dixonvalve.com.

MURDOCK industrial | Sales@MurdockIndustrial.com www.HoseWarehouse.com | Phone: 330-535-7105 Fax: 330-535-1125 | Skype: MurdockIndustrial

Tuff-Lite™ - Female Threaded Swivel Nuts

Female Thread	*Nylon* Part #
¾" NPSM	***TCF6***
¾" GHT	***TCF7***

Tuff-Lite™ - Threaded Caps

- sold in package quantity only

Female Thread	*Nylon* Part #	Pkg Qty
¼" NPT	***TTC2***	50
⅜" NPT	***TTC3***	50
½" NPT	***TTC4***	50
¾" NPT	***TTC6***	50
¾" GHT	***TTC7***	50

Tuff-Lite™ - Hex Head Drain Plugs

- sold in package quantity only

Male NPT	*Nylon* Part #	Pkg Qty
⅛"	***TPX1***	50
¼"	***TPX2***	50
⅜"	***TPX3***	50
½"	***TPX4***	50
¾"	***TPX6***	50
1"	***TPX8***	50
1¼"	***TPX10***	25

Tuff-Lite™ - Square Head Drain Plugs

- sold in package quantity only

Male NPT	*Nylon* Part #	Pkg Qty
⅛"	***TPS1***	50
¼"	***TPS2***	50
⅜"	***TPS3***	50
½"	***TPS4***	50
¾"	***TPS6***	50
1"	***TPS8***	50
1¼"	***TPS10***	25

Polypropylene Schedule 80 - Pipe Caps

Female NPT	*Polypropylene* Part #
¾"	***62250***
1"	***62251***

PolypropyleneSchedule 80 - Pipe Plugs

Male NPT	*Polypropylene* Part #
¾"	***62256***
1"	***62257***
1¼"	***62258***
1½"	***62259***
2"	***62201***

- For additional information on pipe dimensions please reference dixonvalve.com.

MURDOCK industrial | Sales@MurdockIndustrial.com www.HoseWarehouse.com | Phone: 330-535-7105 Fax: 330-535-1125 | Skype: MurdockIndustrial

Bulkhead Fittings

Application:
- for use on most poly storage tanks and many steel and fiberglass tanks

Features:
- glass reinforced polypropylene provides strength and chemical resistance
- EPDM gaskets are standard
- FKM gaskets are available, contact Dixon® to order

63931

63481

63683

female NPT fittings

Female NPT	Hole Size	*Polypropylene* Part #
½"	1-7/16"	***62834***
¾"	1-7/16"	***60401***
1"	2-1/4"	***60427***
1¼"	2-1/4"	***60403***
1½"	3"	***60124*** NEW
1½"	2-3/8"	***63931*** [1]
2"	3"	***60405***
2"	3"	***63481*** [2]
2" HD [3]	3-1/4"	***63683***
3"	4-1/2"	***62299*** [1]

[1] 1½" and 3" do not contain a washer
[2] designed for tank wall thickness less than ⅜" - low profile

Gaskets

Size	*EPDM* Part #
½" - ¾"	***60402***
1" - 1¼"	***60404***
1½"	***63938***
2"	***60406***
2" HD [1]	***60336***
3"	***60331***

[1] heavy duty

Bulkhead Couplings

Female NPTF	External Male UNS	Length	*Brass* Part #
⅛"	5/8"	1.50"	***207BH2***
¼"	3/4"	1.50"	***207BH4***
¼"	3/4"	.94"	***207BH4S***
⅜"	1"	1.31"	***207BH6***
½"	1-1/8"	1.50"	***207BH8***
¾"	1-5/16"	1.50"	***207BH12***

Note: washer nut is 12L14 steel

MURDOCK industrial | Sales@MurdockIndustrial.com www.HoseWarehouse.com | Phone: 330-535-7105 Fax: 330-535-1125 | Skype: MurdockIndustrial

Polypropylene Female NPT fittings

Features:
- bolts thread into back plate of fitting leaving no welds, holes as potential points of leakage
- 316 stainless steel bolts
- 2 required, EPDM gaskets are standard (sold separately)
- FKM gaskets are available, contact Dixon®

Size	*Polypropylene* Part #
¾"	***60502***
1"	***60505***
1½"	***60513***
2"	***60516***

Gaskets

Size	*EPDM* Part #
¾" - 1"	***60498***
1½" - 2"	***60497***

Stainless Steel Female NPT fittings

Features:
- bolts thread into back plate of fitting leaving no welds, holes as potential points of leakage
- 316 stainless steel bolts
- required, cross-linked polyethylene gaskets are standard (*sold separately*)
- FKM and EPDM gaskets are available, contact Dixon®

Size	*Stainless Steel* Part #
¾"	***63035***
1"	***62948***
1½"	***63037***
2"	***63038***

Gaskets



Size	*Cross-Linked Polyethylene* Part #
¾" - 1"	***62950***
1½"	***63042***
2"	***62848***

MURDOCK industrial | Sales@MurdockIndustrial.com www.HoseWarehouse.com | Phone: 330-535-7105 Fax: 330-535-1125 | Skype: MurdockIndustrial

Swage Nipples

Features:
- manufactured in conformance with ASTM A234 and MSS SP-95
- threads on nipples conform to ASME B1.20.1
- schedule 40 nipples have blue caps
- schedule 80 nipples have green caps

Male NPT	Length	*Zinc Plated Schedule 40* Part #
2" x 1"	6.5"	***SW40-200100***
2" x 1¼"	6.5"	***SW40-200125***
2" x 1½"	6.5"	***SW40-200150***
2½" x 1"	7"	***SW40-250100***
2½" x 1½"	7"	***SW40-250150***
2½" x 2"	7"	***SW40-250200***
3" x 2"	8"	***SW40-300200***
3" x 2½"	8"	***SW40-300250***
4" x 2"	9"	***SW40-400200***
4" x 2½"	9"	***SW40-400250***
4" x 3"	9"	***SW40-400300***
6" x 3"	12"	***SW40-600300***
6" x 4"	12"	***SW40-600400***
8" x 4"	13"	***SW40-800400***
8" x 6"	13"	***SW40-800600***

Male NPT	Length	*Zinc Plated Schedule 80* Part #
½" x ¼"	2.8"	***SW80-050025***
½" x ⅜"	2.8"	***SW80-050038***
¾" x ½"	3.0"	***SW80-075050***
1" x ¼"	3.5"	***SW80-100025***
1" x ½"	3.5"	***SW80-100050***
1" x ¾"	3.5"	***SW80-100075***
2" x ½"	6.5"	***SW80-200050***
2" x ¾"	6.5"	***SW80-200075***
2" x 1"	6.5"	***SW80-200100***
2" x 1¼"	6.5"	***SW80-200125***
2" x 1½"	6.5"	***SW80-200150***
2½" x 2"	7.0"	***SW80-250200***
3" x 1"	8.0"	***SW80-300100***
3" x 2"	8.0"	***SW80-300200***
3" x 2½"	8.0"	***SW80-300250***
4" x 2"	9.0"	***SW80-400200***
4" x 3"	9.0"	***SW80-400300***
4" x 4"	9.0"	***SW80-400400***
6" x 3"	12.0"	***SW80-600300***
6" x 4"	12.0"	***SW80-600400***
8" x 6"	13.0"	***SW80-800600***

- For additional information on pipe dimensions please reference dixonvalve.com.

MURDOCK industrial | Sales@MurdockIndustrial.com www.HoseWarehouse.com | Phone: 330-535-7105 Fax: 330-535-1125 | Skype: MurdockIndustrial

Pipe, Welding & Tube Fittings

Bull Plugs

schedule 80

Features:
- manufactured in conformance with ASTM A234 and MSS SP-95
- threads on nipples conform to ASME B1.20.1
- schedule 40 nipples have blue caps
- schedule 80 nipples have green caps

Male NPT	Length	*Zinc Plated Schedule 40* Part #	*Zinc Plated Schedule 80* Part #
2"	4"	***BP40-200***	***BP80-200***
2½"	5"	***BP40-250***	***BP80-250***
3"	6"	***BP40-300***	***BP80-300***
4"	7"	***BP40-400***	***BP80-400***

Bull Plugs with Tap

schedule 40

Features:
- manufactured in conformance with ASTM A234 and MSS SP-95
- threads on nipples conform to ASME B1.20.1
- schedule 40 nipples have blue caps
- schedule 80 nipples have green caps

Male NPT	Length	*Zinc Plated Schedule 40* Part #	*Zinc Plated Schedule 80* Part #
2" x ¼"	4"	***BP40-200T025***	***BP80-200T025***
2" x ½"	5"	***BP40-200T050***	***BP80-200T050***
3" x ½"	6"	***BP40-300T050***	***BP80-300T050***
4" x ½"	7"	***BP40-400T050***	***BP80-400T050***

- For additional information on pipe dimensions please reference dixonvalve.com.

MURDOCK industrial | Sales@MurdockIndustrial.com www.HoseWarehouse.com | Phone: 330-535-7105 Fax: 330-535-1125 | Skype: MurdockIndustrial

Hammer Unions

Features:
- Socket weld configurations and other materials are available, contact Dixon® for further information.
- Hammer unions work at extremely high pressures. Mismatching components of one series with another (i.e. series 602 with series 1502) can lead to destruction of property, serious bodily injury or death.
- temperature range: **-20°F** to **250°F (-29°C** to **121°C)**
- non-shocking cold water pressure means that the rated value is the maximum operating pressure at ambient temperature
- no spikes higher than this pressure
- no instantaneous pressure increases (0-2000 PSIG in ¼ of a second)
- ambient temperature: **70°F (21°C)**

100 Series

Features:
- used on low pressure manifolds and lines and in applications running air, water, oil or gas up to **1,000 PSI NSCWP** (non-shock cold working pressure)
- yellow sub, black nut

Size	Configuration	NSCWP (PSI)	*Forged Steel* Part #
2"	threaded	**1000**	***HU100200***
	buttweld	**1000**	***HU100200BW*** [1]
2½"	threaded	**1000**	***HU100250***
3"	threaded	**1000**	***HU100300***
4"	threaded	**1000**	***HU100400***
	buttweld	**1000**	***HU100400BW*** [1]
6"	threaded	**1000**	***HU100600***
8"	threaded	**1000**	***HU100800***

[1] buttweld ends are schedule 40

200 Series

Features:
- used in general service applications running air, water, oil or gas up to **2,000 PSI NSCWP** (non-shock cold working pressure)
- Nitrile O-ring mounted sub provides excellent sealing properties
- grey sub, blue nut

Size	Configuration	NSCWP (PSI)	*Forged Steel* Part #
1"	threaded	**2000**	***HU200100***
1½"	threaded	**2000**	***HU200150***
2"	threaded	**2000**	***HU200200***
	buttweld	**2000**	***HU200200BW*** [1]
2½"	threaded	**2000**	***HU200250***
3"	threaded	**2000**	***HU200300***
4"	threaded	**2000**	***HU200400***
6"	threaded	**2000**	***HU200600***
8"	threaded	**2000**	***HU200800***

[1] buttweld ends are schedule 40

206 Series

Features:
- used in general service applications running air, water, oil and gas up to **2,000 PSI NSCWP** (non-shock cold working pressure)
- Nitrile O-ring mounted sub provides excellent sealing properties
- grey sub, blue nut

Size	Configuration	NSCWP (PSI)	*Forged Steel* Part #
1"	threaded	**2000**	***HU206100***
1½"	threaded	**2000**	***HU206150***
2"	threaded	**2000**	***HU206200***
2½"	threaded	**2000**	***HU206250***
3"	threaded	**2000**	***HU206300***
4"	threaded	**2000**	***HU206400***
6"	threaded	**2000**	***HU206600***
8"	threaded	**2000**	***HU206800***

MURDOCK industrial | Sales@MurdockIndustrial.com www.HoseWarehouse.com | Phone: 330-535-7105 Fax: 330-535-1125 | Skype: MurdockIndustrial

Hammer Unions

400 Series

Features:
- used on manifold and line connections, pump, suction and mud service
- up to **4,000 PSI NSCWP** (non-shock cold working pressure)
- red sub, black nut

Size	Configuration	NSCWP (PSI)	*Forged Steel* Part #
2"	threaded	**4000**	***HU400200***
3"	threaded	**4000**	***HU400300***
4"	threaded	**4000**	***HU400400***

602 Series

Features:
- for use in mud, manifold service and truck mounting applications running water, oil or mud up to **6,000 PSI NSCWP** (non-shock cold working pressure)
- lip type seal ring minimizes fluid flow turbulence while creating a pressure seal
- orange sub, black nut

Size	Configuration	NSCWP (PSI)	*Forged Steel* Part #
1"	threaded	**6000**	***HU602100***
2"	threaded buttweld	**6000** **6000**	***HU602200*** ***HU602200BW*** [1]
3"	threaded buttweld	**6000** **6000**	***HU602300*** ***HU602300BW*** [1]
4"	threaded buttweld	**6000** **6000**	***HU602400*** ***HU602400BW*** [1]

[1] buttweld ends are schedule 80

1002 Series

Features:
- for use in high pressure systems and truck mounting applications running water, oil or mud up to **10,000 PSI NSCWP** (non-shock cold working pressure)
- lip type seal ring minimizes fluid flow turbulence while creating a pressure seal
- blue sub, red nut

Size	Configuration	NSCWP (PSI)	*Forged Steel* Part #
1"	threaded	**10000**	***HU1002100***
2"	threaded buttweld	**10000** **10000**	***HU1002200*** ***HU1002200BW*** [1]
3"	threaded buttweld	**10000** **10000**	***HU1002300*** ***HU1002300BW*** [1]
4"	threaded buttweld	**10000** **10000**	***HU1002400*** ***HU1002400BW*** [1]

[1] buttweld ends are schedule XXS

MURDOCK industrial | Sales@MurdockIndustrial.com www.HoseWarehouse.com | Phone: 330-535-7105 Fax: 330-535-1125 | Skype: MurdockIndustrial

Hammer Unions

1502 Series

Features:
- for use in extreme high pressure applications running water, oil or mud up to **15,000 PSI** NSCWP (non-shock cold working pressure)
- lip type seal ring minimizes fluid flow turbulence while creating a pressure seal
- red sub, blue nut

Size	Configuration	NSCWP (PSI)	*Forged Steel* Part #
2"	threaded	**15000**	***HU1502200***
	buttweld	**15000**	***HU1502200BW*** [1]
3"	threaded	**15000**	***HU1502300***
	buttweld	**15000**	***HU1502300BW*** [1]
4"	threaded	**15000**	***HU1502400***
	buttweld	**15000**	***HU1502400BW*** [1]

[1] buttweld ends are schedule XXS

Hookie - Hook Hose Lifter

Features:
- for use with hammer unions on pages 681, 683
- safe working load is 4 tons, with a proof load test of 8 tons
- supplied complete with retaining clamp

Size	*Forged Steel* Part #
3"	***HA0900-3***
4"	***HA0900-4***
5"	***HA0900-5***

MURDOCK industrial | Sales@MurdockIndustrial.com www.HoseWarehouse.com | Phone: 330-535-7105 Fax: 330-535-1125 | Skype: MurdockIndustrial

NPT Threaded Pipe Fittings

Size	Overall Length	*Carbon Steel* Part #	*304 Stainless Steel* Part #	*Aluminum* Part #
¼"	2"	***PN250***	***PNS250***	---
⅜"	2"	***PN375***	***PNS375***	---
½"	2"	***PN500***	***PNS500***	---
¾"	2"	***PN750***	***PNS750***	---
1"	2"	***PN1000***	***PNS1000***	---
1¼"	2"	***PN1250***	***PNS1250***	---
1½"	2"	***PN1500***	***PNS1500***	---
2"	2"	***PN2000***	***PNS2000***	---
2½"	3"	***PN2500***	***PNS2500***	---
3"	3"	***PN3000***	***PNS3000***	***APN3000***
4"	4"	***PN4000***	***PNS4000***	***APN4000***

Dixon® Hex Nipples for Welding to Metal Hose

carbon steel



machined brass



global stainless

Size	*Carbon Steel* [1] Part #	Optional Qty	*Machined Brass* Part #
¼"	***FM250***	200	***FMB250***
⅜"	***FM375***	100	***FMB375***
½"	***FM500***	50	***FMB500***
¾"	***FM750***	50	***FMB750***
1"	***FM1000***	50	***FMB1000***
1¼"	***FM1250***	50	---
1½"	***FM1500***	50	---
2"	***FM2000***	10	---

Size	*304 Stainless Steel* [1] Part #	Optional Qty	*316 Stainless Steel* [1] Part #
¼"	***FMS250***	200	---
⅜"	***FMS375***	100	---
½"	***FMS500*** [2]	50	***FMR500*** [2]
¾"	***FMS750*** [2]	50	***FMR750*** [2]
1"	***FMS1000*** [2]	50	***FMR1000*** [2]
1¼"	***FMS1250***	50	---
1½"	***FMS1500***	50	***FMR1500***

[1] Dixon® suggests using 308 LSI welding rod
[2] global stainless steel

Dixon® Octagonal Nipples for Welding to Metal Hose

Size	Overall Length	Weld-On Length	Hex Length	*Carbon Steel* Part #	*304 Stainless Steel* Part #
2"	2½"	⅞"	9/16"	***OCTOE32***	***OCTOES32***

- For additional information on pipe dimensions please reference dixonvalve.com.

MURDOCK industrial | Sales@MurdockIndustrial.com www.HoseWarehouse.com | Phone: 330-535-7105 Fax: 330-535-1125 | Skype: MurdockIndustrial

Dixon® Octagonal Wrench Grips

Size	Across Outside Flats	Across Inside Flats	Width	*304 Stainless Steel* Part #
1½"	2.230"	1.910"	9/16"	***OCTS24***
2"	2.781"	2.385"	9/16"	***OCTS32***
3"	3.750"	3.510"	7/8"	***OCTS48***

Size	Across Outside Flats	Across Inside Flats	Width	*304 Stainless Steel* Part #
2"	2.740"	2.510"	9/16"	***OCT32***

Dixon® Weld-On Hex Wrench Grips

Size	*Global Investment Cast Steel* Part #
1"	***WN12***
1¼"	***WN16***
1½"	***WN21***
2"	***WN26***
2½"	***WN31***
3"	***WN36***
4"	***WN46***

MURDOCK industrial | Sales@MurdockIndustrial.com www.HoseWarehouse.com | Phone: 330-535-7105 Fax: 330-535-1125 | Skype: MurdockIndustrial

Straub Grip-L Axial Restraint Pipe Couplings

Application:
- suitable for pipes within the lower pressure range, applications include, but are not limited to: ship building, water and waste water treatment plants and industrial process pipe work

Features:
- joins like or dissimilar pipe materials: steel, galvanized, painted, stainless steel, thin-wall stainless steel, PVC, copper
- requires no special tools or pipe-end preparation; only a torque wrench is required for a secure and safe pipe connection that seldom needs retightening
- accommodates up to 5° of pipe misalignment
- vary gap between pipe ends
- absorbs vibration, water hammer and sound
- special patented grip ring for superior holding power on hard-surfaced pipes
- 5 year limited warranty
- reusable
- EPDM sealing sleeve temperature range: **- 4°F** to **176°F (-20°C** to **80°C)**
- NBR and FKM sleeves available, contact Dixon® for information

Materials:
- casing: AISI 316Ti; screws: AISI 316 L; bolts: AISI 316 Ti; anchoring ring: AISI 301; sealing sleeve: EPDM standard

Specifications:
- American Bureau of Shipping (ABS) up to **232** PSI on ¾" - 5"; **188** PSI on 6"; **145** PSI on 8"
- Underwriter's Laboratories (UL)
- National Sanitation Foundation (NSF)
- built to ASTM 1476, Type 2, Class 2 specifications

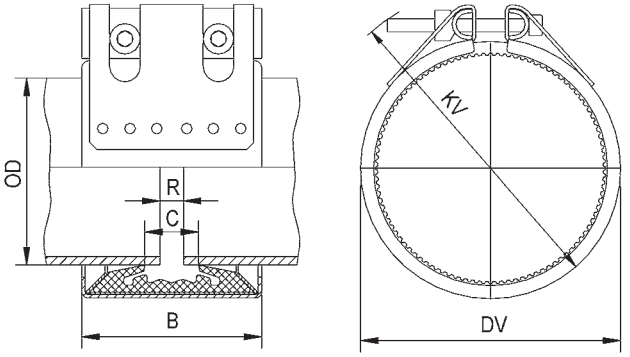

Size	Pipe OD Range actual	Pipe OD Range min to max	Working Pressure **PSI**	Coupling Dimensions B	Coupling Dimensions C	Assembled Dimensions DV	Assembled Dimensions KV	Maximum Distance Between Pipe End R	*316 Ti Stainless Steel* Part #
¾"	1.05"	1.04" to 1.08"	**670**	1.8"	0.7"	1.7"	2.8"	0.2"	***STR20000*** [1]
1"	1.31"	1.31" to 1.35"	**550**	1.8"	0.7"	2.0"	3.0"	0.2"	***STR20100*** [1]
1½"	1.90"	1.88" to 1.92"	**440**	2.4"	1.0"	2.6"	3.9"	0.2"	***STR20300*** [1]
2"	2.37"	2.35" to 2.40"	**320**	3.0"	1.5"	3.1"	4.3"	0.4"	***STR20450*** [1]
2½"	2.87"	2.85" to 2.90"	**450**	3.7"	1.6"	3.9"	5.3"	0.4"	***STR20500***
3"	3.50"	3.46" to 3.54"	**320**	3.7"	1.6"	4.4"	5.9"	0.4"	***STR20650***
4"	4.50"	4.46" to 4.54"	**232**	3.7"	1.6"	5.4"	6.7"	0.4"	***STR20900***
5"	5.50"	5.51" to 5.62"	**232**	4.3"	2.1"	6.5"	8.3"	0.4"	***STR21150***
6"	6.63"	6.56" to 6.69"	**232**	4.3"	2.1"	7.6"	9.1"	0.4"	***STR21350***
8"	8.63"	8.54" to 8.71"	**232**	5.6"	3.1"	9.8"	11.6"	0.4"	***STR21400***

[1] only has one bolt

Note: All Straub couplings require the correct use of a torque wrench for a safe and proper installation.Straub couplings must be torqued to the specified value as printed on each individual coupling. Failure to do so can result in serious injury or death.
Not for steam or refrigerant service.

MURDOCK industrial | Sales@MurdockIndustrial.com www.HoseWarehouse.com | Phone: 330-535-7105 Fax: 330-535-1125 | Skype: MurdockIndustrial

Straub Open-Flex 1L Couplings

Applications:
- suitable for repairing or joining pipes where access to the pipe end is difficult or impossible

Features:
- use to replace bolted sleeve type couplings (AWWA Std. C-219) or for permanent repairs or installation
- wrap-around design differs from similar type repair products because the installation or repair is permanent due to the unique flexible lip seal gasket design
- joins like or dissimilar pipe materials: steel, galvanized, painted, stainless steel, thin-wall stainless steel, PVC, copper
- requires no special tools or pipe-end preparation; only a torque wrench is required for a secure and safe pipe connection that seldom needs retightening
- accommodates up to 5° of pipe misalignment
- vary gap between pipe ends
- absorbs vibration, water hammer, and sound
- acts as an expansion joint; will accept up to .25" of axial movement
- EPDM sealing sleeve temperature range: **- 4°F** to **176°F (-20°C** to **80°C)**
- 5 year limited warranty
- reusable

Materials:
- casing: AISI 316Ti; screws: AISI 4135 steel; bolts: AISI 12L 14 galvanized

Specifications:
- American Bureau of Shipping (ABS) up to **232** PSI
- Underwriter's Laboratories (UL)
- National Sanitation Foundation (NSF)
- conforms to ASTM 1476, Type 2, Class 3 specifications

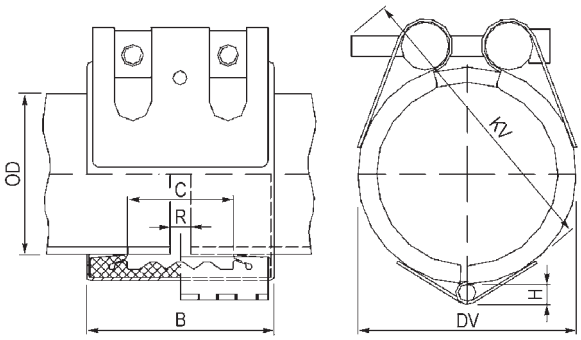

Size	Pipe OD Range actual	Pipe OD Range min to max	Working Pressure **PSI**	Coupling Dimensions B	Coupling Dimensions C	Coupling Dimensions H	Assembled Dimensions DV	Assembled Dimensions KV	Maximum Distance Between Pipe End R	*316 Ti Stainless Steel* Part #
1½"	1.90"	1.85" to 1.95"	**363**	3.0"	1.4"	.28"	2.8"	3.3"	.20"	***STR35001***
2"	2.38"	2.32" to 2.42"	**232**	3.0"	1.4"	.28"	3.2"	3.7"	.20"	***STR35151***
2½"	2.88"	2.81" to 2.93"	**232**	3.0"	1.4"	.36"	3.2"	3.7"	.20"	***STR35201***
3"	3.50"	3.44" to 3.56"	**232**	3.7"	2.0"	.36"	4.4"	4.9"	.20"	***STR35351***
4"	4.50"	4.43" to 4.57"	**232**	3.7"	2.0"	.36"	5.4"	5.9"	.20"	***STR35651***
5"	5.56"	5.49" to 5.57"	**232**	4.2"	2.4"	.38"	6.4"	7.1"	.20"	***STR35901***
6"	6.63"	6.54" to 6.71"	**232**	4.2"	2.4"	.38"	7.5"	8.1"	.20"	***STR36051***

Note: Not pull-out resistant. Ensure that pipes are properly anchored and supported.

Assembly Tool

Part #
STR6648

MURDOCK industrial | Sales@MurdockIndustrial.com www.HoseWarehouse.com | Phone: 330-535-7105 Fax: 330-535-1125 | Skype: MurdockIndustrial

150 Lb. ASA Forged Lap Joint Flanges



Features:
- no raised face
- commonly called a Van Stone or a floating flange

Size	Number of Bolts	*Carbon Steel* Part #	*316 Stainless Steel* Part #
1"	4	***LJ100***	---
1¼"	4	***LJ125***	---
1½"	4	***LJ150***	***LJR150***
2"	4	***LJ200***	***LJR200***
2½"	4	***LJ250***	---
3"	4	***LJ300***	***LJR300***
4"	8	***LJ400***	***LJR400***
5"	8	***LJ500***	---
6"	8	***LJ600***	***LJR600***
8"	8	***LJ800***	---
10"	12	***LJ1000***	---
12"	12	***LJ1200***	---

150 Lb. ASA Forged Slip-On Flanges



Feature:
- raised face

Size	Number of Bolts	*Carbon Steel* Part #	*316 Stainless Steel* Part #
1"	4	***SO100***	---
1¼"	4	***SO125***	---
1½"	4	***SO150***	***SOR150***
2"	4	***SO200***	***SOR200***
2½"	4	***SO250***	---
3"	4	***SO300***	***SOR300***
4"	8	***SO400***	***SOR400***
5"	8	***SO500***	---
6"	8	***SO600***	***SOR600***
8"	8	***SO800***	---
10"	12	***SO1000***	---
12"	12	***SO1200***	---

150 Lb. ASA Forged NPT Threaded Flanges



Feature:
- raised face

Size	Number of Bolts	*Carbon Steel* Part #	*316 Stainless Steel* Part #
1"	4	***T100***	---
1¼"	4	***T125***	---
1½"	4	***T150***	***TR150***
2"	4	***T200***	***TR200***
2½"	4	***T250***	---
3"	4	***T300***	***TR300***
4"	8	***T400***	***TR400***
5"	8	***T500***	---
6"	8	***T600***	***TR600***
8"	8	***T800***	---
10"	12	***T1000***	---
12"	12	***T1200***	---

- For flange dimensions, diagrams and additional information please reference dixonvalve.com.

MURDOCK industrial | Sales@MurdockIndustrial.com www.HoseWarehouse.com | Phone: 330-535-7105 Fax: 330-535-1125 | Skype: MurdockIndustrial

150 Lb. Weld Neck ASA Forged Flanges

Feature:
- raised face

Size	Number of Bolts	*Carbon Steel* Part #
1"	4	***WN100***
1¼"	4	***WN125***
1½"	4	***WN150***
2"	4	***WN200***
3"	4	***WN300***
4"	8	***WN400***
5"	8	***WN500***
6"	8	***WN600***
8"	8	***WN800***
10"	12	***WN1000***

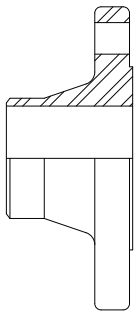

Flange Gaskets

Features:
- standard drop-ring type all 1/16" thick
- reference page 903 for joint sealant gasket material
- for flange dimensional information and diagrams please reference dixonvalve.com

Size	*Neoprene* Part #	*Klingersil® C-4401* Part #
1"	***NG10***	***AG10***
1¼"	***NG15***	***AG15***
1½"	***NG20***	***AG20***
2"	***NG25***	***AG25***
2½"	***NG30***	***AG30***
3"	***NG35***	***AG35***
4"	***NG40***	***AG40***
5"	***NG50***	***---***
6"	***NG60***	***AG60***
8"	***NG80***	***AG80***

carbon steel

Klingersil® C-4401

ANSI Flat Face Flange x Male NST (NH)

Features:
- flange - black powder coated carbon steel
- male adapter - black anodized aluminum

Size	PSI	*Carbon Steel / Aluminum* Part #
6" NST (NH)	**175**	***T600-60F***

K

King™ Turned Back Weld-To-Metal Hose Nipples

Features:
- MSS Length
- phono-finish face (type CS), except 10" and 12" have smooth face (type C)
- for use with Slip-On and Lap Joint flanges shown on previous page

Size	Length	*Schedule 40 Plated Carbon Steel* Part #	*Schedule 40 316 Stainless Steel* Part #
1"	2"	***NW10***	***RNW10-40***
1¼"	2"	***NW15***	***RNW15-40***
1½"	2"	***NW20***	***RNW20-40***
2"	2½"	***NW25***	***RNW25-40***
2½"	2½"	***NW30***	***RNW30-40***
3"	2½"	***NW35***	***RNW35-40***
4"	3"	***NW40***	***RNW40-40***
6"	3½"	***NW60***	***RNW60-40***
8"	4"	***NW80***	***RNW80-40***
10"	5"	***NW100***	***RNW100-40***
12"	6"	***NW120***	***RNW120-40***

MURDOCK industrial | Sales@MurdockIndustrial.com www.HoseWarehouse.com | Phone: 330-535-7105 Fax: 330-535-1125 | Skype: MurdockIndustrial

Quick Release Couplings - Series Q

Features:

- designed for applications requiring a quick connection and/ or disconnection of a pipe joint, a locking pin through the handle prevents accidental opening of the coupling
- ductile iron body with zinc plating and steel safety clip
- see page 695 for replacement gaskets
- Comparable to:
  Victaulic's #78
  Grinnell's #7003

Nominal Size	Pipe OD	Maximum Working Pressure PSI at **70°F (21°C)**	Maximum End Load (Lbs.)	*Ductile Iron* Part # with *EPDM* gasket	Part # with *Buna-N* gasket
1½"	1.900"	**300**	850	***H315***	***H315BU***
2"	2.375"	**300**	1329	***H32***	***H32BU***
2½"	2.875"	**300**	2120	***H325***	***H325BU***
3"	3.500"	**300**	2886	***H33***	***H33BU***
4"	4.500"	**300**	4771	***H34***	***H34BU***
6"	6.625"	**300**	10341	***H36***	***H36BU***

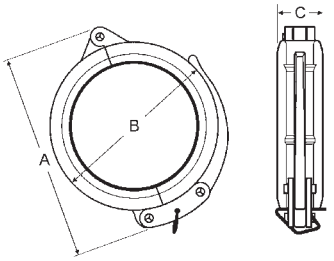

Dimensions

A	B	C
4¾"	3½"	1"
5½"	3¾"	1⅞"
5⅞"	4¾"	1⅞"
7¼"	5¼"	1⅞"
8½"	6½"	2"
10⅝"	8½"	2"

MURDOCK industrial | Sales@MurdockIndustrial.com www.HoseWarehouse.com | Phone: 330-535-7105 Fax: 330-535-1125 | Skype: MurdockIndustrial

Standard Couplings - Series S, Style 11

Applications:
- designed for a wide range of applications including commercial/industrial construction, mining, and process piping

Features:
- ductile iron body with rust inhibiting paint
- Underwriters Listed and Factory Mutual approved
- housing design allows for optimum strength without excessive casting weight.
- see pages 695, 701 for replacement gaskets, nuts and bolts
- Comparable to:
  Victaulic's #77
  Grinnell's #7001



Nominal Size	Pipe OD	Maximum Working Pressure PSI at **70°F (21°C)**	Maximum End Load (Lbs.)	Bolts qty	Bolts size	Bolts length	*Ductile Iron* Part # with *EPDM* gasket	*Ductile Iron* Part # with *Buna-N* gasket
1½"	1.900"	**1000**	2835	2	⅜"	2"	***C115***	***C115BU***
2"	2.375"	**1000**	4430	2	½"	2¾"	***C12***	***C12BU***
2½"	2.875"	**1000**	6492	2	½"	2¾"	***C125***	***C125BU***
3"	3.500"	**1000**	9621	2	½"	3"	***C13***	***C13BU***
4"	4.500"	**1000**	15904	2	⅝"	3¼"	***C14***	***C14BU***
6"	6.625"	**1000**	34472	2	¾"	4¼"	***C16***	***C16BU***
8"	8.625"	**800**	46741	2	⅞"	5"	***C18***	***C18BU***
10"	10.750"	**800**	72610	2	⅞"	5"	***C20***	***C20BU***
12"	12.750"	**800**	102141	2	⅞"	5"	***C24***	***C24BU***

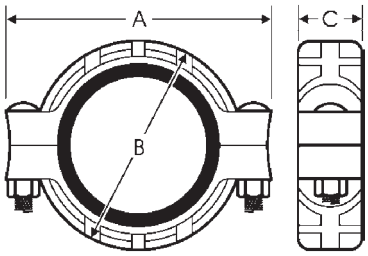

Dimensions

A	B	C
4-5/8"	3"	1-7/8"
5-15/64"	3-45/64"	1-27/32"
5-5/8"	4-1/4"	1-27/32"
6-21/32"	5"	1-27/32"
8-17/64"	6-3/8"	2-3/64"
11-7/32"	8-57/64"	2-3/64"
14-1/64"	11-3/8"	2-23/64"
16-5/8"	13-1/2"	2-5/8"
18-5/8"	15-1/2"	2-5/8"

MURDOCK industrial | Sales@MurdockIndustrial.com www.HoseWarehouse.com | Phone: 330-535-7105 Fax: 330-535-1125 | Skype: MurdockIndustrial

Lightweight Flexible Couplings - Series L, Style 10

Applications:

- designed for applications requiring moderate internal pressure or where weight is a factor such as general purpose, mining, irrigation, and compressed air where a deflection of 5% or less is required

Features:

- ductile iron body with rust inhibiting paint
- Underwriters Listed and Factory Mutual approved
- see pages 695, 701 for replacement gaskets, nuts and bolts
- Comparable to:
  Victaulic's #75
  Grinnell's #7000

Nominal Size	Pipe OD	Maximum Working Pressure PSI at **70°F (21°C)**	Maximum End Load (Lbs.)	Bolts qty	Bolts size	Bolts length	*Ductile Iron* Part # with *EPDM* gasket	*Ductile Iron* Part # with *Buna-N* gasket
1½"	1.900"	**500**	1418	2	⅜"	2¼"	***L215***	***L215BU***
2"	2.375"	**500**	2215	2	⅜"	2"	***L02***	***L02BU***
2½"	2.875"	**300**	3246	2	⅜"	2"	***L025***	***L025BU***
3"	3.500"	**300**	4811	2	½"	2¾"	***L03***	***L03BU***
4"	4.500"	**300**	6362	2	½"	2¾"	***L04***	***L04BU***
5"	5.563"	**300**	9722	2	⅝"	3¼"	***L05***	***L05BU***
6"	6.625"	**300**	13789	2	⅝"	3¼"	***L06***	***L06BU***
8"	8.625"	**300**	20449	2	¾"	4¼"	***L08***	***L08BU***
10"	10.750"	**350**	29815	2	¾"	4¼"	***L010***	***L010BU***
12"	12.750"	**350**	40581	2	⅞"	5"	***L012***	***L012BU***

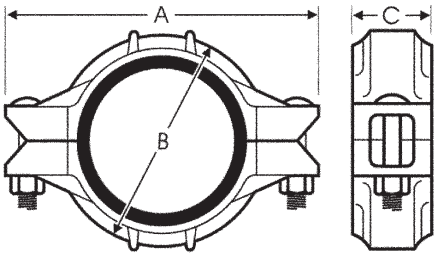

Dimensions

A	B	C
4-1/2"	2-29/32"	1-25/32"
4-7/8"	3-25/64"	1-27/32"
5-15/32"	3-45/64"	1-27/32"
6-27/64"	4-39/64"	1-27/32"
7-33/64"	5-7/8"	2 -1/64"
9-17/32"	7-3/32"	2 -1/64"
10-7/16"	8-7/64"	2-3/64"
13-15/32"	10-5/32"	2-13/32"
15-3/4"	12-39/64"	2-9/16"
18-23/64"	15-7/16"	2-9/16"

MURDOCK industrial | Sales@MurdockIndustrial.com www.HoseWarehouse.com | Phone: 330-535-7105 Fax: 330-535-1125 | Skype: MurdockIndustrial

Lite® Couplings - Stainless Steel

Applications:
- designed for use on rigid, locked-in pipe connections

Features:
- 316 cast stainless steel body, nuts and bolts
- certified to ANSI/NSF 61
- ideal for corrosive environments
- use of suitable anti-galling thread compound is recommended
- Comparable to: Grinnell's #7400 SS

Nominal Size	Pipe OD	Maximum Working Pressure (PSI)	Maximum End Load (Lbs.)	Bolts			*316 Stainless Steel* Part # with *Fluoro-elastomer* gasket
				qty	size	length	
2"	2.375"	300	1329	2	⅜"	2¼"	***RL02V***
3"	3.500"	300	2886	2	½"	2¾"	***RL03V***
4"	4.500"	300	4771	2	½"	2¾"	***RL04V***

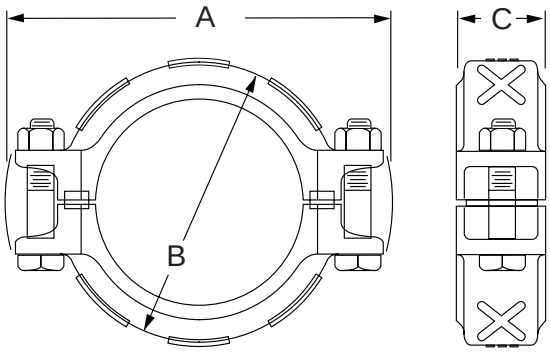

Dimensions

A	B	C
5⅜"	3⅝"	1¾"
6⅝"	4⅝"	1¾"
7¾"	6"	1⅞"

MURDOCK industrial | Sales@MurdockIndustrial.com www.HoseWarehouse.com | Phone: 330-535-7105 Fax: 330-535-1125 | Skype: MurdockIndustrial

Rigid Couplings - Series R, Style 5

Application:
- ideal for fire protection, plumbing, low pressure air and drainage

Features:
- lightweight, low pressure
- galvanized ductile iron body
- small gripping teeth hold the housing into the groove allowing a straight run of pipe and preventing any flex at the joint
- Underwriters Listed and Factory Mutual approved
- see pages 695, 701 for replacement gaskets, nuts and bolts

Nominal Size	Pipe OD	Maximum Working Pressure PSI at **70°F (21°C)**	Maximum End Load (Lbs.)	Bolts qty	Bolts size	Bolts length	*Ductile Iron* Part # with *EPDM* gasket	*Ductile Iron* Part # with *Buna-N* gasket
2"	2.375"	**175**	4425	2	⅜"	2"	***R72***	***R72BU***
2½"	2.875"	**175**	6490	2	⅜"	2"	***R725***	***R725BU***
3"	3.500"	**175**	9620	2	½"	2¾"	***R73***	***R73BU***
4"	4.500"	**175**	12720	2	½"	2¾"	***R74***	***R74BU***
6"	6.625"	**175**	27570	2	⅝"	3¼"	***R76***	***R76BU***
8"	8.625"	**175**	35050	2	¾"	4¼"	***R78***	***R78BU***

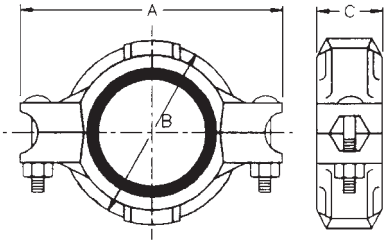

Dimensions

A	B	C
4-7/8"	3-17/32"	1-27/32"
5-5/8"	3-45/64"	1-3/4"
6-3/8"	4-41/64"	1-27/32"
7-45/64"	5-15/16"	2"
10-25/32"	8-7/64"	2-3/64"
13-25/32"	10"	2-21/64"

MURDOCK industrial | Sales@MurdockIndustrial.com www.HoseWarehouse.com | Phone: 330-535-7105 Fax: 330-535-1125 | Skype: MurdockIndustrial

Grooved Bolted Clamps

Features:
- 2" pressure rating: **400 PSI**
- 3" pressure rating: **170 PSI**
  4" pressure rating: **120 PSI**
- bolt torque: 20 ft. lbs.
- precision casting and machined dimensions provide an exact fit and great appearance
- use of lock nuts prevents clamps from loosening in high vibration applications
- leak-tight connection
- are intended for tank truck applications only
- Unlike steel groove clamps that secure pipe ends with high clamp force against the tubing walls, the Dixon® bolted clamp takes the full bolt force and locks in the groove of the tube preventing distortion of the tube diameter.
- FKM-B rated for 100% biodiesel and Ethanol
- Buna-N rated for petroleum service, Ethanol to E100 and biodiesel to B20
- Baylast™ rated for petroleum service, Ethanol to E100 and biodiesel to B100
- white buna-N for use in dry bulk food applications
- temperature ratings for FKM-B is **20°F** to **300°F (-7°C** to **149°C)**
- temperature ratings for Baylast is **-20°F** to **180°F (-29°C** to **82°C)**

clamp with black buna gasket
Note: Supplied clamp gasket must be installed prior to use, ships separately.

Size	Gasket Material	*Aluminum* Part #
2"	*FKM-B*	***DBV-VB200***
3"	*FKM-B*	***DBV-VB300***
4"	*FKM-B*	***DBV-VB400***
2"	*buna-N*	***DBV-BN200***
3"	*buna-N*	***DBV-BN300***
4"	*buna-N*	***DBV-BN400***
2"	*Baylast™*	***DBV-BL200***
3"	*Baylast™*	***DBV-BL300***
4"	*Baylast™*	***DBV-BL400***
4"	*white buna-N*	***DBV-WB400***

Replacement Gaskets

Size	Material	Part #
2"	*FKM-B*	***G200VB***
3"	*FKM-B*	***G300VB***
4"	*FKM-B*	***G400VB***
3"	*buna-N*	***G300T***
4"	*buna-N*	***G400T***
2"	*Baylast™*	***G200BL***
3"	*Baylast™*	***G300BL***
4"	*Baylast™*	***G400BL***
4"	*white buna-N*	***G400N***

Painted Iron Clamps with Baylast™ Gaskets

Features:
- painted red
- Baylast™ seal is rated for biodiesel, Ethanol, diesel, gas and ULSD

Size	Maximum PSI	*Iron* Part #
2"	**500**	***L02BL***
3"	**300**	***L03BL***
4"	**300**	***L04BL***

MURDOCK industrial | Sales@MurdockIndustrial.com www.HoseWarehouse.com | Phone: 330-535-7105 Fax: 330-535-1125 | Skype: MurdockIndustrial

Mechanical Tees - Series T

Features:

- Provides a fast easy way to install a threaded connection along a length of pipe. After drilling or cutting a hole in the pipe at the location of the branch connection, simply attach the clamps around the pipe for a leak-free threaded outlet connection. See chart below for drilling hole specifications
- ductile iron body with rust inhibiting paint
- supplied with EPDM gasket
- Underwriters Listed and Factory Mutual approved
- maximum operating pressure: **300 PSI** at **70°F (21°C)**
- see pages 695, 701 for replacement gaskets, nuts and bolts
- Comparable to:
  Victaulic's #920
  Grinnell's #7045



Nominal Size	Branch Size	Hole Saw Diameter	Maximum End Load (Lbs.)	Bolts qty	Bolts size	Bolts length	*Ductile Iron* Part #
2"	1"	1½"	1⅝"	2	⅜"	2"	***MT2010***
	1¼"	1¾"	1⅞"	2	⅜"	2"	***MT20125***
	1½"	1¾"	1⅞"	2	⅜"	2"	***MT20150***
2½"	1¼"	2"	2⅛"	2	½"	2⅝"	***MT250125***
3"	1"	1½"	1⅝"	2	½"	2¾"	***MT3010***
	1½"	2"	2⅛"	2	½"	2¾"	***MT30150***
4"	1"	1½"	1⅝"	2	½"	2¾"	***MT4010***
	1¼"	2"	2⅛"	2	½"	2¾"	***MT40125***
	1½"	2"	2⅛"	2	½"	2¾"	***MT40150***
	2"	2½"	2⅝"	2	½"	2¾"	***MT4020***
	2½"	2¾"	2⅞"	2	½"	2¾"	***MT40250***
	3"	3½"	3⅝"	2	½"	2¾"	***MT4030***
6"	1¼"	2½"	2⅝"	2	⅝"	3¼"	***MT60125***
	1½"	2½"	2⅝"	2	⅝"	3¼"	***MT60150***
	2"	2½"	2⅝"	2	⅝"	3¼"	***MT6020***
	3"	3½"	3⅝"	2	⅝"	3¼"	***MT6030***

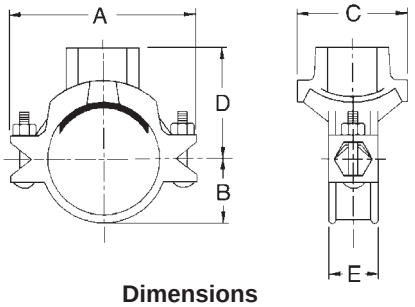

Dimensions

A	B	C	D	E
4½"	1⅜"	2¾"	2¼"	1⅞"
4½"	1⅜"	2¾"	2½"	1⅞"
4½"	1⅜"	2¾"	2½"	1⅞"
5-5/32"	1-11/16"	3"	2-31/32"	2"
5-13/16"	1-11/16"	3-11/32"	3"	2"
6-11/32"	2-1/8"	3-3/32"	3-1/16"	2"
6-11/32"	2-1/8"	3-3/4"	3-3/8"	2"
7-5/16"	2-9/16"	3-3/32"	3-1/2"	2"
7-5/16"	2-9/16"	3-3/4"	3-7/8"	2"
7-5/16"	2-9/16"	3-3/4"	3-7/8"	2"
7-5/16"	2-9/16"	4-1/8"	4"	2"
7-5/16"	2-9/16"	4-3/8"	4"	2"
7-5/16"	2-9/16"	5-1/4"	4-1/4"	2"
10-5/32"	3-11/16"	4-1/8"	4-7/8"	2¼"
10-5/32"	3-11/16"	4-1/8"	4-7/8"	2¼"
10-5/32"	3-11/16"	4-1/8"	5"	2¼"
10-5/32"	3-11/16"	5-1/4"	5-3/8"	2¼"

MURDOCK industrial | Sales@MurdockIndustrial.com www.HoseWarehouse.com | Phone: 330-535-7105 Fax: 330-535-1125 | Skype: MurdockIndustrial

Flange Adapters - Series FA

Application:
- used to connect an ANSI Class 125 and 150 flange to a grooved pipe using a grooved clamp

Features:
- Provides a rigid one piece connection that can be disconnected by removing the clamp assembly. To assemble to another flange, position bolt heads on the adapter (grooved) side.
- ductile iron body with rust inhibiting paint

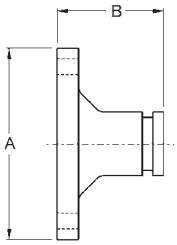

Nominal Size	Pipe OD	Maximum Working Pressure PSI at **70°F (21°C)**	Flange Dimensions A	Flange Dimensions B	Bolts qty	Bolts size	*Ductile Iron* Part #
2"	2.375"	**300**	6"	2-3/8"	4	⅝"	***FA20***
3"	3.500"	**300**	7¼"	2-3/8"	4	⅝"	***FA30***
4"	4.500"	**300**	8½"	2-3/8"	8	⅝"	***FA40***
6"	6.625"	**300**	11"	2-9/16"	8	¾"	***FA60***
8"	8.625"	**300**	13¼"	3"	8	¾"	***FA80***

ANSI Split Flanges - Series SF

Features:
- provides a direct connection between a grooved adapter and an ANSI Class 125 and 150 raised face flanged component
- can be used with flat face flanges by removing the raised projections on the outside face of the flange.
- ductile iron body with rust inhibiting paint
- Underwriters Listed and Factory Mutual approved
- Buna gaskets are available upon request
- Comparable to:
  Victaulic's #741
  Grinnell's #7012

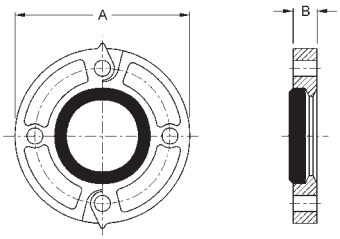

Nom. Size	Pipe OD	Max. Work. Press. PSI at **70°F (21°C)**	Flange Dims. A	Flange Dims. B	Bolts qty	Bolts size	*Ductile Iron* with Gasket Part # [1]	Replacement *EPDM* Gaskets Part # [2]
2"	2.375"	300	6"	13/16"	4	⅝"	***ANSI20***	***FLG200E***
2½"	2.875"	300	7"	13/16"	4	⅝"	***ANSI25***	***FLG250E***
3"	3.500"	300	7½"	13/16"	4	⅝"	***ANSI30***	***FLG300E***
4"	4.500"	300	9"	15/16"	8	⅝"	***ANSI40***	***FLG400E***
6"	6.625"	300	11"	1"	8	¾"	***ANSI60***	***FLG600E***
8"	8.625"	300	13½"	1-1/8"	8	¾"	***ANSI80***	***FLG800E***

[1] with EPDM gasket
[2] replacement gasket

Reducing Adapters - Series RA

Features:
- ductile iron body with rust inhibiting paint
- Underwriters Listed and Factory Mutual approved
- Comparable to:
  Victaulic's #50, Grinnell's #7072

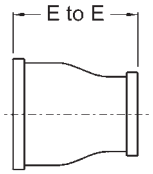

Nominal Size	Nominal Size	Dimensions E to E	*Ductile Iron* Part #
2"	1½"	2.5"	***RAGG20150***
2½"	2"	2.5"	***RAGG25020***
3"	2"	2.5"	***RAGG3020***
	2½"	2.5"	***RAGG30250***
4"	2"	3.0"	***RAGG4020***
	2½"	3.0"	***RAGG40250***
	3"	3.0"	***RAGG4030***
5"	4"	3.5"	***RAGG5040***
6"	2"	4.0"	***RAGG6020***
	2½"	4.0"	***RAGG60250***
	3"	4.0"	***RAGG6030***
	4"	4.0"	***RAGG6040***

MURDOCK industrial | Sales@MurdockIndustrial.com www.HoseWarehouse.com | Phone: 330-535-7105 Fax: 330-535-1125 | Skype: MurdockIndustrial

Grooved End Fittings - Series 45

Series 45

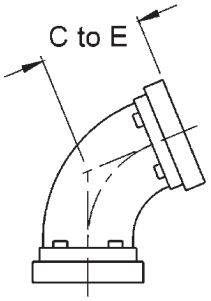

Features:
- designed to provide minimum pressure drop and uniform strength
- maximum operating pressure: **500 PSI** at ambient temperature **70°F (21°C)**
- ductile iron body with rust inhibiting paint
- Underwriters Listed and Factory Mutual approved
- Comparable to:
  Victaulic's #110
  Grinnell's #7051

Nominal Size	Dimensions C to E	*Ductile Iron* Part #
2"	2"	***L2045***
2½"	2¼"	***L2545***
3"	2½"	***L3045***
4"	3"	***L4045***
5"	3¼"	***L5145***
6"	3½"	***L6045***
8"	4¼"	***L8045***

Series 90

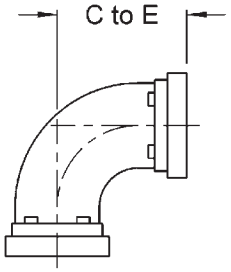

Features:
- designed to provide minimum pressure drop and uniform strength
- maximum operating pressure: **500 PSI** at ambient temperature **70°F (21°C)**
- ductile iron body with rust inhibiting paint
- Underwriters Listed and Factory Mutual approved
- Comparable to:
  Victaulic's #10
  Grinnell's #7050

Nominal Size	Dimensions C to E	*Ductile Iron* Part #
2"	3¼"	***L502***
2½"	3¾"	***L5025***
3"	4¼"	***L503***
4"	5"	***L504***
6"	6½"	***L506***
8"	7¾"	***L508***

Series T

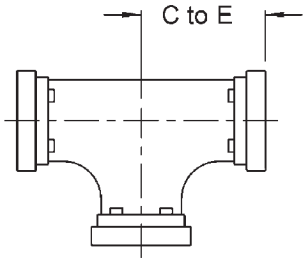

Features:
- designed to provide minimum pressure drop and uniform strength
- maximum operating pressure: **500 PSI** at ambient temperature **70°F (21°C)**
- ductile iron body with rust inhibiting paint
- Underwriters Listed and Factory Mutual approved
- Comparable to:
  Victaulic's #20
  Grinnell's #7060

Nominal Size	Dimensions C to E	*Ductile Iron* Part #
2"	3¼"	***T602***
2½"	3¾"	***T6025***
3"	4¼"	***T603***
4"	5"	***T604***
6"	6½"	***T606***
8"	7¾"	***T608***

MURDOCK industrial | Sales@MurdockIndustrial.com www.HoseWarehouse.com | Phone: 330-535-7105 Fax: 330-535-1125 | Skype: MurdockIndustrial

ANSI Caps with Tapped Outlet - Series EC

Feature:
- painted with rust inhibiting paint

Nominal Size	Outlet	Dimensions E to E	*Ductile Iron* Part #
2"	1"	7/8"	***EC201***
2½"	1"	7/8"	***EC251***
3"	1"	7/8"	***EC301***
4"	1"	1"	***EC401***
	2"	1"	***EC402***
6"	1"	1"	***EC601***
	2"	1"	***EC602***
8"	2"	1-3/16"	***EC802***

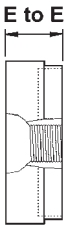

Blank Caps - Series BE

Features:
- painted with rust inhibiting paint
- Underwriters Listed and Factory Mutual approved
- Comparable to:
  Victaulic's #60
  Grinnell's #7074

Nominal Size	Dimensions E to E	*Ductile Iron* Part #
2"	7/8"	***BEC20***
2½"	7/8"	***BEC25***
3"	7/8"	***BEC30***
4"	1"	***BEC40***
6"	1"	***BEC60***
8"	1-3/16"	***BEC80***

Long Pipe Style Nipples - Series AN

Groove x NPT	Dimensions E to E	*Carbon Steel* Part #
2"	4"	***A712***
2½"	4"	***A7125***
3"	4"	***A713***
4"	6"	***A714***
5"	6"	***A715***
6"	6"	***A716***

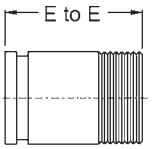

Grooved End x Weld Nipples

Nominal Size	*Aluminum* Part #	*Carbon Steel* Part #	*316 Stainless Steel* Part #
2"	***AVN2000-200***	***VN2000-200***	***VNR2000-200***
2½"	***AVN2500-200***	***VN2500-200***	***VNR2500-200***
3"	***AVN3000-200***	***VN3000-200***	***VNR3000-200***
4"	***AVN4000-200***	***VN4000-200***	***VNR4000-200***



- For additional information on pipe dimensions please reference dixonvalve.com.

Grooved End Butterfly Valves

Features:
- for water and air applications
- working pressure: **300 PSI**
- maximum temperature: **210°F (99°C)**
- material: **body**: ductile iron, epoxy coated; **disc**: ductile iron, EPDM encapsulated; **stem**: stainless steel; **notch plate**: zinc plated steel; **seals**: EPDM

Size	*Ductile Iron* Part #
2"	***GIBFV200***
2½"	***GIBFV250***
3"	***GIBFV300***
4"	***GIBFV400***
6"	***GIBFV600***
8"	***GIBFV800***

MURDOCK industrial | Sales@MurdockIndustrial.com www.HoseWarehouse.com | Phone: 330-535-7105 Fax: 330-535-1125 | Skype: MurdockIndustrial

Grooved Fitting Gaskets

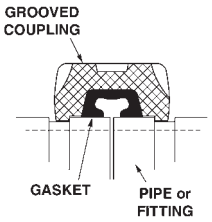

- check gasket color code to be certain it is recommended for the service intended
- use lubricant on gasket (reference next page)
- for services not listed contact Dixon® for recommendations

FKM Gaskets

Features:
- temperature range: **-13°F** to **350°F (-11°C** to **177°C)**
- color code: black with blue stripe
- resistant to oxidizing acids, petroleum oils, hydraulic fluids, halogenated hydrocarbons and lubricants

Size	*FKM* Part #
2"	***G200V***
3"	***G300V***
4"	***G400V***
6"	***G600V***
8"	***G800V***
10"	***G1000V***
12"	***G1200V***

EPDM Gaskets

Features:
- temperature range: **-22°F** to **230°F (-30°C** to **110°C)**
- color code: black with green stripe
- for water, dilute acids, alkalies, salts, and many chemical services not involving hydrocarbons, oils, or gases
- excellent oxidation resistance
- *not for use with hydrocarbons*

Size	*EPDM* Part #
1½"	***G150E***
2"	***G200E***
2½"	***G250E***
3"	***G300E***
4"	***G400E***
5"	***G500E***
6"	***G600E***
8"	***G800E***
10"	***G1000E***
12"	***G1200E***

Buna Gaskets

Features:
- temperature range: **-24°F** to **176°F (-31°C** to **80°F)**
- for petroleum products, vegetable oils, mineral oils, and air contaminated with petroleum oils
- *not for use in hot water services*

Size	*Black Buna with orange stripe* Part #	*White Buna* Part #
1½"	***G150T***	---
2"	***G200T***	---
2½"	***G250T***	---
3"	***G300T***	---
4"	***G400T***	***G400N***
5"	***G500T***	---
6"	***G600T***	---
8"	***G800T***	---
10"	***G1000T***	---
12"	***G1200T***	---

MURDOCK industrial | Sales@MurdockIndustrial.com www.HoseWarehouse.com | Phone: 330-535-7105 Fax: 330-535-1125 | Skype: MurdockIndustrial

Grooved Fitting Accessories

Nuts and Bolts

Features:
- the nuts are a heavy hexagon design
- specifically designed for use with the couplings on pages 691-696

Specification:
- conforms to ASTM A183

Bolt Thread	Bolt Length	Torque Ft. Lbs.	*Electroplated Carbon Steel* Part #
3/8"	2"	30	***BLT38200***
3/8"	2¼"	30	***BLT38225***
1/2"	2½"	50	***BLT50212***
1/2"	2¾"	50	***BLT50234***
1/2"	3"	50	***BLT50300***
5/8"	3¼"	75	***BLT58314***
3/4"	4¼"	75	***BLT75414***
7/8"	5"	200	***BLT78500***

Groove Lube

Features:
- water soluble
- non-toxic
- non-corrosive
- non-flammable
- *should not be used with HDPE pipe*

Specification:
- NSF approved for use with potable water

Size	Container	Part #
1 qt.	Tub	***GROOVLUB32***

MURDOCK industrial | Sales@MurdockIndustrial.com www.HoseWarehouse.com | Phone: 330-535-7105 Fax: 330-535-1125 | Skype: MurdockIndustrial

High Density Polyethylene (HDPE) Couplings



Applications:
- designed for mechanically joining high density polyethylene pipe and fittings

Features:
- ductile iron body with rust inhibiting paint
- uses four bolts to drive the sharply machined housing teeth into the outside of the pipe

- Comparable to:
  Grinnell's #9095

Nominal Size	Pipe OD	Bolts qty	Bolts size	Bolts length	*Ductile Iron* Part # with *EPDM* gasket	*Ductile Iron* Part # with *Buna-N* gasket
2"	2.375"	4	½"	2⅜"	***HDPE200***	***HDPE200BU***
3"	3.500"	4	½"	3"	***HDPE300***	***HDPE300BU***
4"	4.500"	4	½"	3"	***HDPE400***	***HDPE400BU***
6"	6.625"	4	⅝"	3½"	***HDPE600***	***HDPE600BU***

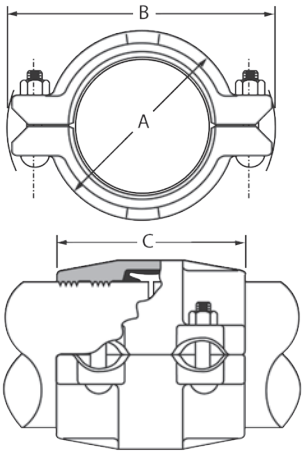

Dimensions

A	B	C
3⅜"	5½"	4⅝"
4⅝"	6¾"	4⅝"
5¼"	8"	5¾"
7½"	11"	5⅞"

MURDOCK industrial | Sales@MurdockIndustrial.com www.HoseWarehouse.com | Phone: 330-535-7105 Fax: 330-535-1125 | Skype: MurdockIndustrial

Y Line Strainers

Cast Iron

Features:
- graphite gasket
- working pressure: **400 PSI** WOG, **250 PSI** steam
- plug ported for blowdown service
- no replacement screens available

Female NPT	Description	*Cast Iron* Part #
¼"	20 x 20 mesh	***Y001***
⅜"		***Y002***
½"		***Y003***
¾"		***Y004***
1"		***Y005***
1¼"		***Y006***
1½"		***Y007***
2"		***Y008***

Cast Bronze

Feature:
- working pressure: **400 PSI** WOG, **125 PSI** steam

replacement screen

Female NPT	Description	*Cast Bronze* Part #	*304 Stainless* Replacement Screens Part #
¼"	50 x 50 mesh	***59-001***	***G3271-00***
⅜"	50 x 50 mesh	***59-002***	***G2457-00***
½"	50 x 50 mesh	***59-003***	***G2457-00***
¾"	20 x 20 mesh	***59-004***	***G3224-00***
1"	20 x 20 mesh	***59-005***	***G3225-00***
1¼"	20 x 20 mesh	***59-006***	***G3231-00***
1½"	20 x 20 mesh	***59-007***	***G3229-00***
2"	20 x 20 mesh	***59-008***	***G3230-00***

Polypropylene

Features:
- protects and prevents clogging of pipelines, pumps and spray tips
- glass-filled polypropylene body
- easy access for cleaning
- maximum operating pressure: **90 PSI** at **70°F (21°C)**

replacement screen

Female NPT	Description	*Polypropylene* Part #	*304 Stainless* Replacement Screens Part #
¾"	40 mesh	***PYLS7540***	***64178***
1"	40 mesh	***PYLS10040***	***61746***
1½"	40/20 mesh	***PYLS15040***	***61509***
2"	40/20 mesh	***PYLS20040***	***61509***

Polypropylene T Line Strainers

Features:
- white polypropylene allows easy inspection
- maximum operating pressure: **100 PSI** at **70°F (21°C)**

Female NPT	Description	*Polypropylene* Part #	*304 Stainless* Replacement Screens Part #
¾"	50 mesh	***PTLS7540***	***61405***
1"	40 mesh	***PTLS10040***	***61405***

MURDOCK industrial | Sales@MurdockIndustrial.com www.HoseWarehouse.com | Phone: 330-535-7105 Fax: 330-535-1125 | Skype: MurdockIndustrial

LP Gas Couplings and Adapters

Specifications:

- products meet or exceed the requirements of Compressed Gas Association (CGA), the National Fire Protection Association (NFPA), the Canadian Gas Association, American Society of Mechanical Engineers (ASME) and Underwriters Laboratories (UL)

Male Acme x Male NPT Adapters

ME217

ME233

ME502-12/8

ME503-16

Male Acme	Male NPT	Female NPT	*Brass* Part #
1¾"	1¼"	--	***ME217***
2¼"	1¼"	--	***ME233***
2¼"	1½"	1"	***ME502-12/8*** [1]
3¼"	2"	--	***ME503-16***

[1] dual threads - male outside / female inside

Male Acme x Female NPT Adapters

Male Acme	Female NPT	*Brass* Part #
1¾"	1"	***ME214***
3¼"	2"	***ME252-16***

Male Acme x Male NPT Adapters

ME217S

ME503S-16

Male Acme	Male NPT	*Steel* Part #
1¾"	1¼"	***ME217S***
2¼"	1¼"	***ME233S***
3¼"	2"	***ME503S-16***

Male Acme x Female NPT Adapter

Male Acme	Female NPT	*Steel* Part #
3¼"	2"	***ME252S-16***

Female Acme x Male Acme Adapters

brass

steel

Female Acme	Male Acme	Material	Part #
3¼"	1¾"	*brass*	***ME612***
3¼"	1¾"	*steel*	***ME612S***

MURDOCK industrial | Sales@MurdockIndustrial.com www.HoseWarehouse.com | Phone: 330-535-7105 Fax: 330-535-1125 | Skype: MurdockIndustrial

LP Gas Couplings and Adapters

Female Acme x Male NPT Filler Couplings, Brass Nut

Female Acme	Male NPT	Material	Part #
1¾"	1"	*brass* nut, *brass* nipple	***ME112***
2¼"	1¼"	*brass* nut, *brass* nipple	***ME120***
2¼"	1¼"	*brass* nut, *steel* nipple	***ME120S***
3¼"	2"	*brass* nut, *steel* nipple	***ME130***

ME112 ME120

ME130

Female Acme x Male NPT Filler Couplings, Steel Nut

Female Acme	Male NPT	*Steel* Part #
1¾"	1"	***ME112S***
2¼"	1¼"	***ME121S***
3¼"	2"	***ME130S***

ME112S ME121S

ME130S

Acme Gaskets

Size	*Nitrile* Part #
1¾"	***MEW2***
2¼"	***MEW5***
3¼"	***MEW6***

Clamp Style Hose Couplings

Features:

- clamp sections and hose barbs are made of steel and ductile iron
- 32B and 32S sizes offer a female Acme swivel to eliminate the need to add additional weight and bulk to the hose assembly

Hose Barb	Thread Size	Material	Part #
1"	1" male NPT	*steel* nipple, 2-piece *ductile iron* clamp	***ME3162-16***
1¼"	1¼" male NPT	*steel* nipple, 2-piece *ductile iron* clamp	***ME3162-20***
1½"	1½" male NPT	*steel* nipple, 2-piece *ductile iron* clamp	***ME3162-24***
2"	2" male NPT	*steel* nipple, 2-piece *ductile iron* clamp	***ME3162-32***
2"	3¼" female Acme	*steel* nipple, *brass* nut, 2-piece *ductile iron* clamp	***ME3162-32B***
2"	3¼" female Acme	*steel* nipple, *steel* nut, 2-piece *ductile iron* clamp	***ME3162-32S***

ME3162-20

ME3162-32B

Acme Spanner Wrench

Feature:

- used on 1¾", 2¼", 3¼" and 4¼" fittings

Aluminum Part #
MEP120B

MURDOCK industrial | Sales@MurdockIndustrial.com www.HoseWarehouse.com | Phone: 330-535-7105 Fax: 330-535-1125 | Skype: MurdockIndustrial

LP Gas Hose Caps and Plugs

ME229

ME441F

Metal Caps

Female Acme Threads	Description	Material	Part #
1¾"	cap with ring and chain	*brass*	***ME229-1***
1¾"	cap with ring and chain	*steel*	***ME229S-1***
2¼"	cap with knob plug and chain	*brass*	***ME431F-1***
2¼"	cap with knob plug, ring and chain	*steel*	***ME431FS-1***
3¼"	cap with knob plug, ring and chain	*brass*	***ME441F-1***
3¼"	cap with knob plug, ring and chain	*steel*	***ME441FS-1***

ME109-1

ME109-NH3-1

Plastic Caps

Female Acme Threads	Description	*Plastic* Part #
1¾"	cap with ring and chain, yellow	***ME109-1***
1¾"	cap with chain assembly, for anhydrous service	***ME109-NH3-1***

ME179-1

ME180-1

ME181-1

Plastic Dust Plugs

Male Acme Threads	Description	*Plastic* Part #
1¾"	plug with dust seal and chain assembly, yellow	***ME179-1***
2¼"	plug with dust seal and chain assembly, yellow	***ME180-1***
3¼"	plug with dust seal and chain assembly, yellow	***ME181-1***

MURDOCK industrial | Sales@MurdockIndustrial.com www.HoseWarehouse.com | Phone: 330-535-7105 Fax: 330-535-1125 | Skype: MurdockIndustrial

Instrumentation Fittings

Applications:

- high pressure
- high temperature
- nitrogen
- helium
- flammable gases
- hydraulic gases
- corrosive media
- pneumatic automation

Installation Instructions:

1. Cut tubing squarely and clean tube end thoroughly to remove burrs.
2. Insert the tubing into the assembly making sure the tubing seats firm against the shoulder of the body and the nut is finger tight.
3. Tighten the nut with a wrench 1¼ turns, while holding the body with a second wrench.

Suggested Working Pressures (PSI)

wall thk.	.028	.035	.049	.065	.083	.095	.109
¼"	**4,000**	**5,100**	**7,500**	**10,100**	---	---	---
⅜"	---	**3,300**	**4,700**	**6,600**	---	---	---
½"	---	**2,600**	**3,700**	**5,000**	**6,600**	---	---
⅝"	---	---	**2,900**	**3,900**	**5,200**	**6,000**	---
¾"	---	---	**2,400**	**3,200**	**4,200**	**4,900**	**5,700**

Features:

- Instrumentation fittings come completely assembled.
- fully interchangeable with Swagelok® and Parker A-Lok®, all fittings are ASTM F 1387 Certified
- double collet (ferrule) swaging action
- two positive seal points
- ASTM 316 stainless steel material construction
- temperature range: **-325°F** to **1200°F (-198°C** to **648°C)**
- pressure ratings: see chart to the left, ratings listed are for reference only

Safety Guidelines:

- Never connect, disconnect or remake a fitting with pressure in the system.
- Make sure all fittings are properly installed.
- It is not recommended to go beyond the pressure rating of the tubing. Elongation could occur in the tubing, shrinking the wall thickness and causing potential harm.
- For proper sealing it is recommended that the tubing and fittings be of like material.
- Always use proper thread lubricant and sealants on tapered pipe threads.
- Never bleed a system by loosening a fitting.

Male Connectors

Tube OD	Male NPT	Interchanges	*316 Stainless Steel* Part #	Pkg Qty
⅛"	⅛"-27	200-1-2	***2-DMC-2***	10
	¼"-18	200-1-4	***2-DMC-4***	10
¼"	⅛"-27	400-1-2	***4-DMC-2***	10
	¼"-18	400-1-4	***4-DMC-4***	10
	⅜"-18	400-1-6	***4-DMC-6***	10
	½"-14	400-1-8	***4-DMC-8***	10
⅜"	¼"-18	600-1-4	***6-DMC-4***	10
	⅜"-18	600-1-6	***6-DMC-6***	10
	½"-14	600-1-8	***6-DMC-8***	10
½"	¼"-18	810-1-4	***8-DMC-4***	10
	⅜"-18	810-1-6	***8-DMC-6***	10
	½"-14	810-1-8	***8-DMC-8***	10
⅝"	½"-14	1010-1-8	***10-DMC-8***	10
¾"	½"-14	1210-1-8	***12-DMC-8***	10
	¾"	1210-1-12	***12-DMC-12***	10
	1"	1210-1-16	***12-DMC-16***	10
1"	¾"	1610-1-12	***16-DMC-12***	10
	1"	1610-1-16	***16-DMC-16***	10

Female Connectors

Tube OD	Female NPT	Interchanges	*316 Stainless Steel* Part #	Pkg Qty
⅛"	⅛"-27	200-7-2	***2-DFC-2***	10
¼"	⅛"-27	400-7-2	***4-DFC-2***	10
	¼"-18	400-7-4	***4-DFC-4***	10
⅜"	¼"-18	600-7-4	***6-DFC-4***	10
	½"-14	600-7-8	***6-DFC-8***	10
½"	½"-14	810-7-8	***8-DFC-8***	10
⅝"	½"	1010-7-8	***10-DFC-8***	10
¾"	½"	1210-7-8	***12-DFC-8***	10
	¾"	1210-7-12	***12-DFC-12***	10
1"	1"	1610-7-16	***16-DFC-16***	10



MURDOCK industrial | Sales@MurdockIndustrial.com www.HoseWarehouse.com | Phone: 330-535-7105 Fax: 330-535-1125 | Skype: MurdockIndustrial

Instrumentation Fittings

Unions

Tube OD	Interchanges	*316 Stainless Steel* Part #	Pkg Qty
⅛" x ⅛"	200-6	***2-DU***	10
¼" x ⅛"	400-6-2	***4-DU-2***	10
¼" x ¼"	400-6	***4-DU***	10
⅜" x ¼"	600-6-4	***6-DU-4***	10
⅜" x ⅜"	600-6	***6-DU***	10
½" x ½"	810-6	***8-DU***	10
⅝" x ⅝"	1010-6	***10-DU***	10
¾" x ¾"	1210-6	***12-DU***	10
1" x 1"	1610-6	***16-DU***	10

Bulkhead Unions



Tube OD	Interchanges	*316 Stainless Steel* Part #	Pkg Qty
¼"	400-61	***4-DBHU-4***	10
⅜"	600-61	***6-DBHU-6***	10
½"	810-61	***8-DBHU-8***	10
⅝"	1010-61	***10-DBHU-10***	10
¾"	1210-16	***12-DBHU-12***	10
1"	1610-16	***16-DBHU-16***	10

Reducers

Tube OD	Interchanges	*316 Stainless Steel* Part #	Pkg Qty
¼" x ⅛"	400-R-2	***4-DRATT-2***	10
⅜" x ¼"	600-R-4	***6-DRATT-4***	10
⅜" x ½"	600-R-8	***6-DRATT-8***	10
½" x ¾"	810-R-12	***8-DRATT-12***	10
¾" x ½"	1210-R-8	***12-DRATT-8***	10
¾" x 1"	1210-R-16	***12-DRATT-16***	10

Male Elbows

Tube OD	Male NPT	Interchanges	*316 Stainless Steel* Part #	Pkg Qty
¼"	⅛"-27	400-2-2	***4-DME-2***	10
	¼"-18	400-2-4	***4-DME-4***	10
⅜"	¼"-18	600-2-4	***6-DME-4***	10
	⅜"-18	600-2-6	***6-DME-6***	10
½"	½"-14	810-2-8	***8-DME-8***	10
¾"	½"-14	1210-2-8	***12-DME-8***	10
	¾"	1210-2-12	***12-DME-12***	10
1"	¾"	1610-2-12	***16-DME-12***	10
	1"	1610-2-16	***16-DME-16***	10

Female Elbows

Tube OD	Female NPT	Interchanges	*316 Stainless Steel* Part #	Pkg Qty
¼"	⅛"-27	400-8-2	***4-DFE-2***	10
⅜"	¼"-18	600-8-4	***6-DFE-4***	10
½"	½"-14	810-8-8	***8-DFE-8***	10
¾"	½"	1210-8-8	***12-DFE-8***	10
¾"	¾"	1210-8-12	***12-DFE-12***	10
1"	1"	1610-8-16	***16-DFE-16***	10

MURDOCK industrial | Sales@MurdockIndustrial.com www.HoseWarehouse.com | Phone: 330-535-7105 Fax: 330-535-1125 | Skype: MurdockIndustrial

Instrumentation Fittings

Union Elbows

Tube OD	Interchanges	*316 Stainless Steel* Part #	Pkg Qty
¼"	400-9	***4-DELU-4***	10
⅜"	600-9	***6-DELU-6***	10
½"	810-9	***8-DELU-8***	10
⅝"	1010-9	***10-DELU-10***	10
¾"	1210-9	***12-DELU-12***	10
1"	1610-9	***16-DELU-16***	10

Male Branch Tees

Tube OD	Male NPT	Interchanges	*316 Stainless Steel* Part #	Pkg Qty
⅛"	⅛"-27	200-3TTM	***2-DTTM-2***	10
¼"	¼"-18	400-3-4TTM	***4-DTTM-4***	10
½"	⅜"	810-3TTM	***8-DTTM-6***	10
½"	½"	810-3-8TTM	***8-DTTM-8***	10
¾"	½"	1210-3-8TTM	***12-DTTM-8***	10
¾"	¾"	1210-3TTM	***12-DTTM-12***	10
1"	¾"	1610-3-12TTM	***16-DTTM-12***	10
1"	1"	1610-3-16TTM	***16-DTTM-16***	10

Female Branch Tees

Tube OD	Female NPT	Interchanges	*316 Stainless Steel* Part #	Pkg Qty
¼"	¼"-18	400-3-4TTF	***4-DTTF-4***	10

Union Tees

Tube OD	Interchanges	*316 Stainless Steel* Part #	Pkg Qty
¼"	400-3	***4-DTTT-4***	10
⅜"	600-3	***6-DTTT-6***	10
½"	810-3	***8-DTTT-8***	10
⅝"	1010-3	***10-DTTT-10***	10
¾" x ⅜"	1210-3-12-6	***12-DTTT-6***	10
¾" x ½"	1210-3-12-8	***12-DTTT-8***	10
¾"	1210-3	***12-DTTT-12***	10
1" x ¾"	1610-3-12-16	***16-DTTT-12***	10
1"	1610-3	***16-DTTT-16***	10

Male Run Tees

Tube OD	Male NPT	Interchanges	*316 Stainless Steel* Part #	Pkg Qty
⅛"	⅛"-27	200-3TMT	***2-DTMT-2***	10
¼"	¼"-18	400-3-4TMT	***4-DTMT-4***	10
⅜"	¼"-18	600-3TMT	***6-DTMT-4***	10
½"	⅜"	810-3TMT	***8-DTMT-6***	10
½"	½"	810-3-8TMT	***8-DTMT-8***	10
¾"	¾"	1210-3TMT	***12-DTMT-12***	10
1"	1"	1610-3-16TMT	***16-DTMT-16***	10



MURDOCK industrial | Sales@MurdockIndustrial.com www.HoseWarehouse.com | Phone: 330-535-7105 Fax: 330-535-1125 | Skype: MurdockIndustrial

Instrumentation Fittings

Front Ferrules

Tube OD	Interchanges	*316 Stainless Steel* Part #	Pkg Qty
⅛"	203-1	***DFC-2***	10
¼"	403-1	***DFC-4***	10
⅜"	603-1	***DFC-6***	10
½"	813-1	***DFC-8***	10
⅝"	1013-1	***DFC-10***	10
¾"	1213-1	***DFC-12***	10
1"	1613-1	***DFC-16***	10

Rear Ferrules

Tube OD	Interchanges	*316 Stainless Steel* Part #	Pkg Qty
⅛"	204-1	***DRC-2***	10
¼"	404-1	***DRC-4***	10
⅜"	604-1	***DRC-6***	10
½"	814-1	***DRC-8***	10
⅝"	1014-1	***DRC-10***	10
¾"	1214-1	***DRC-12***	10
1"	1614-1	***DRC-16***	10

Nuts

Tube OD	Interchanges	*316 Stainless Steel* Part #	Pkg Qty
¼"	402-1	***DN-4***	10
⅜"	602-1	***DN-6***	10
½"	812-1	***DN-8***	10
⅝"	1012-1	***DN-10***	10
¾"	1212-1	***DN-12***	10
1"	1612-1	***DN-16***	10

Caps

Tube OD	Interchanges	*316 Stainless Steel* Part #	Pkg Qty
¼"	400-C	***4-DCAP***	10
⅜"	600-C	***6-DCAP***	10
½"	810-C	***8-DCAP***	10
⅝"	1010-C	***10-DCAP***	10
¾"	1210-C	***12-DCAP***	10
1"	1610-C	***16-DCAP***	10

Plugs

Tube OD	Interchanges	*316 Stainless Steel* Part #	Pkg Qty
¼"	400-P	***4-DFPLUG***	10
⅜"	600-P	***6-DFPLUG***	10
½"	810-P	***8-DFPLUG***	10
⅝"	1010-P	***10-DFPLUG***	10
¾"	1210-P	***12-DFPLUG***	10
1"	1610-P	***16-DFPLUG***	10

MURDOCK industrial | Sales@MurdockIndustrial.com | www.HoseWarehouse.com | Phone: 330-535-7105 | Fax: 330-535-1125 | Skype: MurdockIndustrial

Compression Fittings

Applications:
- for use with copper, aluminum and Parflex thermoplastic tubing
- not recommended for steel tubing or applications using gaseous media

Features:
- no flaring, soldering or other preparation of tubing necessary to assemble
- manufactured for connection to low and medium pressure tubing connection work where excessive vibration or tube movement is not involved
- Underwriter's Laboratories listed for flammable liquid
- Compression fittings meet functional requirements of SAE J-512 and ASA.

Assembly Instructions:
1. Slide nut, then sleeve onto tubing. The thread end of the nut must face outward.
2. Insert the tube into the fitting. Be sure the tube is bottomed on the fitting shoulder.
3. Assemble nut to body, than tighten hand-tight. Then follow the number of wrench turns as indicated in the table below.

Fitting Size	Tube OD	Tube Wall	Turns required to seal from hand-tight		PSI @ **73°F (23°C)**
			60C Series with soft metal tubing	60PT Series with thermoplastic tubing	
2"	1/8"	.030	1¼	-	**400**
3"	3/16"	.030	1¼	-	**400**
4"	1/4"	.030	1¼	2	**300**
5"	5/16"	.032	1¼	2	**300**
6"	3/8"	.032	2¼	2	**200**
8"	1/2"	.032	2¼	2	**200**
10"	5/8"	.035	2¼	2	**150**
12"	3/4"	.035	2¼	2	**100**
14"	7/8"	.035	2¼	-	**75**

Male Connectors

Feature:
- reference SAE 060102 BA

Tube Size	Pipe Thread	*Brass* Part #
1/8"	⅛"	***68C-0202***
3/16"	⅛"	***68C-0302***
	¼"	***68C-0304***
1/4"	⅛"	***68C-0402***
	¼"	***68C-0404***
	⅜"	***68C-0406***
	½"	***68C-0408***
5/16"	⅛"	***68C-0502***
	¼"	***68C-0504***
3/8"	⅛"	***68C-0602***
	¼"	***68C-0604***
	⅜"	***68C-0606***
	½"	***68C-0608***
7/16"	¼"	***68C-0704***
1/2"	¼"	***68C-0804***
	⅜"	***68C-0806***
	½"	***68C-0808***
5/8"	⅜"	***68C-1006***
	½"	***68C-1008***
	¾"	***68C-1012***
3/4"	½"	***68C-1208***
	¾"	***68C-1212***
7/8"	¾"	***68C-1412***

MURDOCK industrial | Sales@MurdockIndustrial.com www.HoseWarehouse.com | Phone: 330-535-7105 Fax: 330-535-1125 | Skype: MurdockIndustrial

Compression Fittings

Female Connectors

Feature:
- reference SAE 060103 BA

Tube Size	Pipe Thread	*Brass* Part #
1/8"	1/8"	***66C-0202***
3/16"	1/8"	***66C-0302***
	1/4"	***66C-0304***
1/4"	1/8"	***66C-0402***
	1/4"	***66C-0404***
5/16"	1/8"	***66C-0502***
	1/4"	***66C-0504***
3/8"	1/8"	***66C-0602***
	1/4"	***66C-0604***
	3/8"	***66C-0606***
	1/2"	***66C-0608***
1/2"	1/4"	***66C-0804***
	3/8"	***66C-0806***
	1/2"	***66C-0808***
5/8"	1/2"	***66C-1008***

Unions

Feature:
- reference SAE 060101 BA

Tube Size	*Brass* Part #
1/8"	***62C-02***
3/16"	***62C-03***
1/4"	***62C-04***
5/16"	***62C-05***
3/8"	***62C-06***
7/16"	***62C-07***
1/2"	***62C-08***
5/8"	***62C-10***
3/4"	***62C-12***
7/8"	***62C-14***

Union Reducers

Feature:
- reference SAE 060101 BA

Tube Size	*Brass* Part #
1/4" x 3/16"	***62C-0403***
3/8" x 1/4"	***62C-0604***
1/2" x 3/8"	***62C-0806***
5/8" x 3/8"	***62C-1006***

Bulkhead Unions

Tube Size	*Brass* Part #
¼"	***62CBH-04***
⅜"	***62CBH-06***

MURDOCK industrial | Sales@MurdockIndustrial.com www.HoseWarehouse.com | Phone: 330-535-7105 Fax: 330-535-1125 | Skype: MurdockIndustrial

Compression Fittings

Straight Through Tank Fittings

Tube Size	Pipe Thread	*Brass* Part #
3/16"	1/8"	***682C-0302***
3/8"	3/8"	***682C-0606***
1/2"	1/2"	***682C-0808***

Female Elbows

Feature:
- reference SAE 060203 BA

Tube Size	Pipe Thread	*Brass* Part #
1/8"	1/8"	***170C-0202***
3/16"	1/8"	***170C-0302***
1/4"	1/8"	***170C-0402***
	1/4"	***170C-0404***
3/8"	1/4"	***170C-0604***
	3/8"	***170C-0606***
7/16"	1/4"	***170C-0704***
1/2"	3/8"	***170C-0806***

Male Elbows

Feature:
- reference SAE 060202 BA

Tube Size	Pipe Thread	*Brass* Part #
1/8"	1/8"	***269C-0202***
3/16"	1/8"	***169C-0302***
	1/4"	***169C-0304***
1/4"	1/8"	***169C-0402***
	1/4"	***169C-0404***
	3/8"	***169C-0406***
5/16"	1/8"	***169C-0502***
	1/4"	***169C-0504***
	3/8"	***169C-0506***
3/8"	1/8"	***169C-0602***
	1/4"	***169C-0604***
	3/8"	***169C-0606***
	1/2"	***169C-0608***
1/2"	1/4"	***169C-0804***
	3/8"	***169C-0806***
	1/2"	***169C-0808***
5/8"	1/2"	***169C-1008***
3/4"	1/2"	***169C-1208***
	3/4"	***169C-1212***

45° Elbows

Tube Size	Pipe Thread	*Brass* Part #
¼"	⅛"	***179C-0402***
	¼"	***179C-0404***
⅜"	⅛"	***179C-0602***
	¼"	***179C-0604***
	⅜"	***179C-0606***
½"	⅜"	***179C-0806***

MURDOCK industrial | Sales@MurdockIndustrial.com www.HoseWarehouse.com | Phone: 330-535-7105 Fax: 330-535-1125 | Skype: MurdockIndustrial

Compression Fittings

Union Elbows

Feature:
- reference SAE 060201 BA

Tube Size	*Brass* Part #
1/8"	***165C-02***
3/16"	***165C-03***
1/4"	***165C-04***
5/16"	***165C-05***
3/8"	***165C-06***
7/16"	***165C-07***
1/2"	***165C-08***
5/8"	***165C-10***
3/4"	***165C-12***

Male Branch Tees

Feature:
- reference SAE 060425 BA

Tube Size	Pipe Thread	*Brass* Part #
1/8"	1/8"	***172C-0202***
3/16"	1/8"	***172C-0302***
1/4"	1/8"	***172C-0402***
	1/4"	***172C-0404***
3/8"	1/8"	***172C-0602***
	1/4"	***172C-0604***
	3/8"	***172C-0606***
1/2"	3/8"	***172C-0806***

Female Branch Tee

Tube Size	Pipe Thread	*Brass* Part #
¼"	⅛"	***177C-0402***

Union Tees

Feature:
- reference SAE 060401 BA

Tube Size 1 and 2	Tube Size 3	*Brass* Part #
1/8"	1/8"	***164C-02***
3/16"	3/16"	***264C-03***
1/4"	1/4"	***164C-04***
5/16"	5/16"	***164C-05***
3/8"	3/8"	***164C-06***
1/2"	1/2"	***164C-08***
5/8"	5/8"	***164C-10***
3/4"	3/4"	***164C-12***
3/8"	1/4"	***164C-06-06-04***
1/2"	3/8"	***164C-08-08-06***

MURDOCK industrial | Sales@MurdockIndustrial.com www.HoseWarehouse.com | Phone: 330-535-7105 Fax: 330-535-1125 | Skype: MurdockIndustrial

Compression Fittings

Male Run Tees

Feature:
- reference SAE 060424 BA

Tube Size	Pipe Thread	*Brass* Part #
1/8"	⅛"	***171C-0202***
3/16"	⅛"	***171C-0302***
1/4"	⅛"	***171C-0402***
1/4"	¼"	***171C-0404***
3/8"	¼"	***171C-0604***

Adapter Tee

Tube Size	Male Pipe Thread	Female Straight Thread	*Brass* Part #
¼"	⅛"	7/16"-24	***176C-0402***

Seal Plug

Tube Size	*Brass* Part #
¼"	***639C-04***

Inserts

Tube Size	Tube Wall Thickness	*Brass* Part #
1/8"	.016" .023"	***63PT-0216*** ***63PT-0223***
3/16"	.025" .040"	***63PT-0325*** ***63PT-0340***
1/4"	.040" .062"	***63PT-0440*** ***63PT-0462***
5/16"	.040" .062"	***63PT-0540*** ***63PT-0562***
3/8"	.062"	***63PT-0662***
1/2"	.062"	***63PT-0862***
5/8"	.062"	***63PT-1062***

- Acetal sleeves and brass inserts allow for standard compression fittings to be used with industrial grades of thermoplastic tubing.

Brass Sleeves

Feature:
- reference SAE 060115

Tube Size	*Brass* Part #
1/8"	***60C-02***
3/16"	***60C-03***
1/4"	***60C-04***
5/16"	***60C-05***
3/8"	***60C-06***
7/16"	***60C-07***
1/2"	***60C-08***
5/8"	***60C-10***
3/4"	***60C-12***
7/8"	***60C-14***

MURDOCK industrial | Sales@MurdockIndustrial.com www.HoseWarehouse.com | Phone: 330-535-7105 Fax: 330-535-1125 | Skype: MurdockIndustrial

Compression Fittings

Acetal Sleeves

Tube Size	*Acetal* Part #
1/4"	***60PT-04***
5/16"	***60PT-05***
3/8"	***60PT-06***
1/2"	***60PT-08***
5/8"	***60PT-10***

- Acetal sleeves and brass inserts allow for standard compression fittings to be used with industrial grades of thermoplastic tubing.

Nuts

Feature:
- reference SAE 060110

Tube Size	Straight Thread	*Brass* Part #
1/8"	5/16"-24	***61C-02***
3/16"	3/8"-24	***61C-03***
1/4"	7/16"-24	***61C-04***
5/16"	1/2"-24	***61C-05***
3/8"	9/16"-24	***61C-06***
7/16"	5/8"-24	***61C-07***
1/2"	11/16"-20	***61C-08***
5/8"	13/16"-18	***61C-10***
3/4"	1"-18	***61C-12***
7/8"	1-1/8"-18	***61C-14***

Long Nuts

Feature:
- reference SAE 060111

Tube Size	Straight Thread	*Brass* Part #
1/4"	7/16"-24	***61CL-04***
5/16"	1/2"-24	***61CL-05***
3/8"	9/16"-24	***61CL-06***
1/2"	11/16"-20	***61CL-08***
5/8"	13/16"-18	***61CL-10***
3/4"	1"-18	***61CL-12***

MURDOCK industrial | Sales@MurdockIndustrial.com www.HoseWarehouse.com | Phone: 330-535-7105 Fax: 330-535-1125 | Skype: MurdockIndustrial

Brass SAE 45° Flare Fittings

Applications:
- for use with copper, brass, aluminum and welded steel hydraulic tubing that can be flared

Features:
- economical fitting
- resists mechanical pullout
- easy to disassemble and may be reassembled repeatedly, for a leak-proof connection
- manufactured from CA 360, CA 345, or CA377 brass
- for use with hard-to-hold liquids and gases
- Listed with Underwriter's Laboratories for flammable liquid, marine, refrigeration and gas applications. Meets functional requirements of SAE J512 and J513, ASA and MS (Military Standards).
- temperature range: **-65°F** to **250°F (-54°C** to **121°C)**

Working Pressure Ranges:
Temperature and type of tubing used are important factors, the following table is a general guide for proper selection.
The PSI rating given is based on a temperature of **73°F (22°C)** using copper tubing.

PSI	Tube OD	Tube Wall
1400	¼"	.030
1000	⅜"	.032
750	½"	.032
650	⅝"	.035
550	¾"	.035

Assembly Instructions:
1. Cut tubing squarely and clean tube end thoroughly to remove burrs.
2. Place nut onto tube. Place threaded end of nut toward end of tube.
3. Flare tube end with flaring tool to provide 45° flare (flare tools are available, please contact Dixon® for pricing and availability).
4. Clamp tube flare between nut and nose of fitting body by screwing nut on finger-tight. Tighten with a wrench an additional ¼ turn for a metal-to-metal seal.

Male Connectors

Feature:
- reference SAE 010102

Tube Size	Pipe Size	Straight Thread	Hex	*Brass* Part #
¼"	¼"	7/16"-20	9/16"	***48F-4-4***
	⅜"	7/16"-20	11/16"	***48F-4-6***
	½"	7/16"-20	7/8"	***48F-4-8***
⅜"	⅛"	5/8"-18	5/8"	***48F-6-2***
	¼"	5/8"-18	5/8"	***48F-6-4***
	⅜"	5/8"-18	11/16"	***48F-6-6***
	½"	5/8"-18	7/8"	***48F-6-8***
½"	¼"	3/4"-16	3/4"	***48F-8-4***
	⅜"	3/4"-16	3/4"	***48F-8-6***
	½"	3/4"-16	7/8"	***48F-8-8***
⅝"	⅜"	7/8"-14	7/8"	***48F-10-6***
¾"	¾"	1-1/16"-14	1-1/16"	***48F-12-12***

Female Connectors

Feature:
- reference SAE 010103

Tube Size	Pipe Size	Straight Thread	Hex	*Brass* Part #
¼"	¼"	7/16"-20	11/16"	***46F-4-4***
⅜"	¼"	5/8"-18	11/16"	***46F-6-4***
	⅜"	5/8"-18	13/16"	***46F-6-6***
	½"	5/8"-18	1"	***46F-6-8***
½"	¼"	3/4"-16	3/4"	***46F-8-4***
	⅜"	3/4"-16	13/16"	***46F-8-6***
⅝"	⅜"	7/8"-14	7/8"	***46F-10-6***

MURDOCK industrial | Sales@MurdockIndustrial.com www.HoseWarehouse.com | Phone: 330-535-7105 Fax: 330-535-1125 | Skype: MurdockIndustrial

Brass SAE 45° Flare Fittings

Unions

Feature:
- reference SAE 010101

Tube Size	Straight Thread	Hex	*Brass* Part #
¼"	7/16"-20	7/16"	***42F-4***
⅜"	5/8"-18	5/8"	***42F-6***
½"	3/4"-16	3/4"	***42F-8***

Male Elbows

Feature:
- reference SAE 010202

Tube Size	Pipe Size	Straight Thread	*Brass* Part #
¼"	⅛"	7/16"-20	***149F-4-2***
	¼"	7/16"-20	***149F-4-4***
	⅜"	7/16"-20	***149F-4-6***
⅜"	¼"	5/8"-18	***149F-6-4***
	⅜"	5/8"-18	***149F-6-6***
	½"	5/8"-18	***149F-6-8***
½"	¼"	3/4"-16	***149F-8-4***
	⅜"	3/4"-16	***149F-8-6***
	½"	3/4"-16	***149F-8-8***
⅝"	½"	7/8"-14	***149F-10-8***
¾"	¾"	1-1/16"-14	***149F-12-12***

Female Elbows

Feature:
- reference SAE 010203

Tube Size	Pipe Size	Straight Thread	*Brass* Part #
¼"	¼"	7/16"-20	***150F-4-4***
⅜"	⅜"	5/8"-18	***150F-6-6***
⅜"	½"	5/8"-18	***150F-6-8***

90° Swivel Elbows

Tube Size	Straight Thread	*Brass* Part #
¼"	7/16"-20	***166FSV-4-4***
⅜"	5/8"-18	***166FSV-6-6***
½"	3/4"-16	***166FSV-8-8***

MURDOCK industrial | Sales@MurdockIndustrial.com www.HoseWarehouse.com | Phone: 330-535-7105 Fax: 330-535-1125 | Skype: MurdockIndustrial

Brass SAE 45° Flare Fittings

45° Elbows

Feature:
- reference SAE 010302

Tube Size	Pipe Size	Straight Thread	*Brass* Part #
¼"	¼"	7/16"-20	***159F-4-4***
⅜"	¼"	5/8"-18	***159F-6-4***
	⅜"	5/8"-18	***159F-6-6***
½"	¼"	3/4"-16	***159F-8-4***
	⅜"	3/4"-16	***159F-8-6***
	½"	3/4"-16	***159F-8-8***

Union Tees

Feature:
- reference SAE 010401

Tube Size	Straight Thread	*Brass* Part #
¼"	7/16"-20	***144F-4***
⅜"	5/8"-18	***144F-6***
½"	3/4"-16	***144F-8***

Short Nuts

Features:
- short nut for use when vibration is minimal
- reference SAE 010110

Tube Size	Straight Thread	Hex	*Brass* Part #
¼"	7/16"-20	9/16"	***41FS-4***
⅜"	5/8"-18	3/4"	***41FS-6***
½"	3/4"-16	7/8"	***41FS-8***

Long Nuts

Features:
- long nut offers additional vibration capacity
- reference SAE 010111

Tube Size	Straight Thread	Hex	*Brass* Part #
¼"	7/16"-20	9/16"	***41FL-4***
⅜"	5/8"-18	3/4"	***41FL-6***
½"	3/4"-16	7/8"	***41FL-8***

MURDOCK industrial | Sales@MurdockIndustrial.com www.HoseWarehouse.com | Phone: 330-535-7105 Fax: 330-535-1125 | Skype: MurdockIndustrial

Flareless Bite Fittings

Applications:
- chemical, pulp and paper, oil and gas refineries, military, air compressors and machine tools
- well-suited for a variety of processing and general hydraulic applications

Features:
- Ideally suited for use with tubing having medium to extra heavy wall thicknesses.
- 3 piece design, with only one ferrule eliminates possible make-up errors that may occur using a twin ferrule tube fitting.
- Minimal risk of improper assembly as the ferrule visibly bites into the tubing, allowing installer to visually inspect the bite quality.
- fittings are suitable for sub-zero through elevated temperature applications
- temperature rating is limited by the material chosen
- pressure ratings are determined by the size (OD) and wall thickness (inches/mm) of the tubing on which they are to be installed

Specifications:
- exceeds Military (MIL F18866) and SAE J514 standards

Assembly Instructions:
- cut, de-burr and clean tubing
- pre-set ferrule onto tubing
- inspect ferrule bite in tubing by disassembling the fitting and visually inspecting the de-burred end of tube for slight indentation
- finger tighten nut and then further wrench tighten nut another 1/3 to 1/2 turn



Male Tube x Male NPTF Adapters

Tube OD	Male NPTF	*Steel* Part #
1/8"	1/8"	***FLC2404-02***
	1/4"	***FLC2404-02-04***
3/16"	1/8"	***FLC2404-03-02***
1/4"	1/8"	***FLC2404-04-02***
	1/4"	***FLC2404-04***
	3/8"	***FLC2404-04-06***
	1/2"	***FLC2404-04-08***
5/16"	1/8"	***FLC2404-05-02***
	1/4"	***FLC2404-05-04***
3/8"	1/8"	***FLC2404-06-02***
	1/4"	***FLC2404-06-04***
	3/8"	***FLC2404-06***
	1/2"	***FLC2404-06-08***
1/2"	1/4"	***FLC2404-08-04***
	3/8"	***FLC2404-08-06***
	1/2"	***FLC2404-08***
	3/4"	***FLC2404-08-12***
5/8"	3/8"	***FLC2404-10-06***
	1/2"	***FLC2404-10-08***
	3/4"	***FLC2404-10-12***
3/4"	1/2"	***FLC2404-12-08***
	3/4"	***FLC2404-12***
	1"	***FLC2404-12-16***
1"	3/4"	***FLC2404-16-12***
	1"	***FLC2404-16***
	1-1/4"	***FLC2404-16-20***
1-1/4"	3/4"	***FLC2404-20-12***
	1-1/4"	***FLC2404-20***
1-1/2"	1-1/2"	***FLC2404-24***

Male Tube x Male 37° JIC

Tube OD	Male 37° JIC	*Steel* Part #
¼"	¼"	***FLC2402-04-04***
⅜"	⅜"	***FLC2402-06-06***
½"	½"	***FLC2402-08-08***
¾"	¾"	***FLC2402-12-12***

MURDOCK industrial | Sales@MurdockIndustrial.com www.HoseWarehouse.com | Phone: 330-535-7105 Fax: 330-535-1125 | Skype: MurdockIndustrial

Male Tube x Female NPTF Adapters

Tube OD	Female NPTF	*Steel* Part #
1/8"	⅛"	***FLC2405-02***
1/4"	⅛"	***FLC2405-04-02***
	¼"	***FLC2405-04***
5/16"	⅛"	***FLC2405-05-02***
3/8"	¼"	***FLC2405-06-04***
	⅜"	***FLC2405-06***
1/2"	¼"	***FLC2405-08-04***
	⅜"	***FLC2405-08-06***
	½"	***FLC2405-08***
5/8"	½"	***FLC2405-10-08***
3/4"	¾"	***FLC2405-12***
1"	1"	***FLC2405-16***
1-1/4"	1¼"	***FLC2405-20***



Tube Unions

Tube OD	*Steel* Part #
1/8"	***FLC2403-02***
3/16"	***FLC2403-03***
1/4"	***FLC2403-04***
5/16"	***FLC2403-05***
3/8"	***FLC2403-06***
1/2"	***FLC2403-08***
5/8"	***FLC2403-10***
3/4"	***FLC2403-12***
1"	***FLC2403-16***
1-1/4"	***FLC2403-20***
1-1/2"	***FLC2403-24***

Male Tube x Male NPTF Adapter 90° Elbows

Tube OD	Male NPTF	*Steel* Part #
1/8"	⅛"	***FLC2501-02***
3/16"	⅛"	***FLC2501-03-02***
1/4"	⅛"	***FLC2501-04-02***
	¼"	***FLC2501-04***
	⅜"	***FLC2501-04-06***
5/16"	⅛"	***FLC2501-05-02***
	¼"	***FLC2501-05-04***
3/8"	⅛"	***FLC2501-06-02***
	¼"	***FLC2501-06-04***
	⅜"	***FLC2501-06***
	½"	***FLC2501-06-08***
1/2"	¼"	***FLC2501-08-04***
	⅜"	***FLC2501-08-06***
	½"	***FLC2501-08***
	¾"	***FLC2501-08-12***
5/8"	⅜"	***FLC2501-10-06***
	½"	***FLC2501-10-08***
3/4"	½"	***FLC2501-12-08***
	¾"	***FLC2501-12***
1"	¾"	***FLC2501-16-12***
	1"	***FLC2501-16***
1¼"	1¼"	***FLC2501-20***
1½"	1½"	***FLC2501-24***



MURDOCK industrial | Sales@MurdockIndustrial.com www.HoseWarehouse.com | Phone: 330-535-7105 Fax: 330-535-1125 | Skype: MurdockIndustrial

Male Union 90° Elbows

Tube OD	*Steel* Part #
1/4"	***FLC2500-04***
5/16"	***FLC2500-05***
3/8"	***FLC2500-06***
1/2"	***FLC2500-08***
5/8"	***FLC2500-10***
3/4"	***FLC2500-12***
1"	***FLC2500-16***
1-1/4"	***FLC2500-20***

Male Tube Union Tees



Tube OD	*Steel* Part #
1/8"	***FLC2603-02***
3/16"	***FLC2603-03***
1/4"	***FLC2603-04***
5/16"	***FLC2603-05***
3/8"	***FLC2603-06***
1/2"	***FLC2603-08***
5/8"	***FLC2603-10***
3/4"	***FLC2603-12***
1"	***FLC2603-16***
1-1/4"	***FLC2603-20***

Ferrules

Tube OD	*Steel* Part #
1/8"	***FLC0319-02***
3/16"	***FLC0319-03***
1/4"	***FLC0319-04***
5/16"	***FLC0319-05***
3/8"	***FLC0319-06***
1/2"	***FLC0319-08***
5/8"	***FLC0319-10***
3/4"	***FLC0319-12***
1"	***FLC0319-16***
1-1/4"	***FLC0319-20***
1-1/2"	***FLC0319-24***

Nuts

Tube OD	*Steel* Part #
1/8"	***FLC0318-02***
3/16"	***FLC0318-03***
1/4"	***FLC0318-04***
5/16"	***FLC0318-05***
3/8"	***FLC0318-06***
1/2"	***FLC0318-08***
5/8"	***FLC0318-10***
3/4"	***FLC0318-12***
1"	***FLC0318-16***
1-1/4"	***FLC0318-20***
1-1/2"	***FLC0318-24***

MURDOCK industrial | Sales@MurdockIndustrial.com www.HoseWarehouse.com | Phone: 330-535-7105 Fax: 330-535-1125 | Skype: MurdockIndustrial

Sharkbite® Push to Connect Fittings

Applications:

- for ***water***, ***dry, clean air*** or ***100% glycol solutions*** only
- connects copper, CPVC, and PEX pipe in any combination
- approved for use underground and behind walls without access panels

Features:

- no soldering, clamps, unions or glue needed
- pressure rating: **200 PSI** at **200°F (93°C)**
- integral tube liner for PEX installations
- Fittings can be rotated after assembly for easier installation in tight spaces.
- easy to disconnect if needed
- design certified and listed to ASSE 1061/NSF 61
- listed by IAPMO
- meets UPC, IPC and cUPC requirements
- all Sharkbite® fittings are lead free

Straight Couplings

Tube Size	*Forged Brass* Part #
½" x ½"	***U008***
¾" x ¾"	***U016***
1" x 1"	***U020***

Reducing Couplings

Tube Size	*Forged Brass* Part #
¾" x ½"	***U058***
1" x ¾"	***U060***

Straight Connectors

Tube Size	Female NPT	*Forged Brass* Part #
½"	½"	***U072***
¾"	¾"	***U088***
1"	1"	***U094***

Tube Size	Male NPT	*Forged Brass* Part #
½"	½"	***U120***
¾"	¾"	***U134***
1"	1"	***U140***

Reducing Connectors

Tube Size	Female NPT	*Forged Brass* Part #
½"	¾"	***U068***

Tube Size	Male NPT	*Forged Brass* Part #
½"	¾"	***U116***

MURDOCK industrial | Sales@MurdockIndustrial.com www.HoseWarehouse.com | Phone: 330-535-7105 Fax: 330-535-1125 | Skype: MurdockIndustrial

Sharkbite® Push to Connect Fittings

Elbows

Tube Size	*Forged Brass* Part #
½" x ½"	***U248***
¾" x ¾"	***U256***
1" x 1"	***U260***

Drop Ear Elbow

Tube Size	Female NPT	*Forged Brass* Part #
½"	½"	***U334***

Tees

Tube Size	*Forged Brass* Part #
½"	***U362***
¾"	***U370***

Reducing Tee

Tube Size (2)	Tube Size	*Forged Brass* Part #
¾"	½"	***U412***

End Stops

Tube Size	*Forged Brass* Part #
½"	***U514***
¾"	***U518***
1"	***U520***

Slip Couplings

Application:
- for use with copper pipe only

Tube Size	*Forged Brass* Part #
½"	***U3008***
¾"	***U3016***

Disconnect Clips

Size	*ABS Plastic* Part #
½"	***U710***
¾"	***U712***
1"	***U714***

MURDOCK industrial | Sales@MurdockIndustrial.com www.HoseWarehouse.com | Phone: 330-535-7105 Fax: 330-535-1125 | Skype: MurdockIndustrial

LIQUIfit™ Fittings

Application:

- Suitable for water, potable liquids and neutral gas applications: including water filtration, water coolers, coffee machines and beverage dispensers.

Features:

- EPDM seal secures connection with larger surface area than standard O-rings
- engineered polymer allows superior mechanical strength and chemical resistance
- full stainless gripping ring eliminates the need for locking clips
- release button protects and supports tubing
- FDA compliant
- meets California and Vermont <0.25% lead requirements
- NSF-51 listed for contact with food
- NSF-61 list C-Hot rated
- in compliance with the following standards: FDA NSF NSF

Specifications:

- working pressure:
  - ¼" **230 PSI** from **35°F** to **100°F (1.7°C** to **38°C)**
    150 PSI at **150°F (66°C)**
    60 PSI at **200°F (93°C)**
  - ⅜" **190 PSI** from **35°F** to **100°F (1.7°C** to **38°C)**
    100 PSI at **150°F (66°C)**
    60 PSI at **200°F (93°C)**
  - ½" **160 PSI** from **35°F** to **100°F (1.7°C** to **38°C)**
    100 PSI at **150°F (66°C)**
    60 PSI at **200°F (93°C)**
- maximum torque values for NPTF threads:
  - ⅛" and ¼" 1.0 ft. lbs. / 1.5Nm
  - ⅜" and ½" 2.2 ft. lbs. / 3.0Nm

Male Connectors

Tube OD	Male NPTF	*Nylon* Part #	Pkg Qty
¼"	⅛"	***65055611WP2***	10
	¼"	***65055614WP2***	10
⅜"	¼"	***65056014WP2***	10
	⅜"	***65056018WP2***	10
½"	⅜"	***65056218WP2***	5
	½"	***65056222WP2***	5

Female Connectors

Tube OD	Female NPTF	*Nylon* Part #	Pkg Qty
¼"	¼"	***63155614WP2***	10
⅜"	⅜"	***63156018WP2***	10

Faucet Connectors

Tube OD	Female UNS	*Nylon* Part #	Pkg Qty
¼"	7/16-24	***632556133WP2***	10
⅜"	7/16-24	***632560133WP2***	10

Fixed Elbows

Tube OD	Male NPTF	*Nylon* Part #	Pkg Qty
¼"	⅛"	***65795611WP2***	10
	¼"	***65795614WP2***	10
	⅜"	***65795618WP2***	10
⅜"	¼"	***65796014WP2***	10
	⅜"	***65796018WP2***	10

MURDOCK industrial | Sales@MurdockIndustrial.com www.HoseWarehouse.com | Phone: 330-535-7105 Fax: 330-535-1125 | Skype: MurdockIndustrial

LIQUIfit™ Fittings

Union Elbows

Tube OD	*Nylon* Part #	Pkg Qty
¼"	***63025600WP2***	10
⅜"	***63026000WP2***	10
½"	***63026200WP2***	5

Union Tees

Tube OD	*Nylon* Part #	Pkg Qty
¼"	***63045600WP2***	10
⅜"	***63046000WP2***	10
½"	***63046200WP2***	5

Union Connectors

Tube OD 1	Tube OD 2	*Nylon* Part #	Pkg Qty
¼"	¼"	***63065600WP2***	10
	⅜"	***63065660WP2***	10
⅜"	⅜"	***63066000WP2***	10
	½"	***63066062WP2***	5
½"	½"	***63066200WP2***	5

Unequal Union Tee

Branch Tube OD (1)	Run Tube OD (2)	*Nylon* Part #	Pkg Qty
¼"	⅜"	***63046056WP2***	10

Bulkhead Unions

Tube OD	*Nylon* Part #	Pkg Qty
¼"	***63165600WP2***	10
⅜"	***63166000WP2***	10
½"	***63166200WP2***	5

Union Y Connectors

Tube OD	*Nylon* Part #	Pkg Qty
¼"	***63405600WP2***	10
⅜"	***63406000WP2***	10
½"	***63406200WP2***	5

MURDOCK industrial | Sales@MurdockIndustrial.com www.HoseWarehouse.com | Phone: 330-535-7105 Fax: 330-535-1125 | Skype: MurdockIndustrial

LIQUIfit™ Fittings

Swivel Elbows

Tube OD	Male NPTF	*Nylon* Part #	Pkg Qty
¼"	⅛"	***65095611WP2***	10
	¼"	***65095614WP2***	10
	⅜"	***65095618WP2***	10
⅜"	¼"	***65096014WP2***	10
	⅜"	***65096018WP2***	10
½"	⅜"	***65096218WP2***	4
	½"	***65096222WP2***	4

Swivel Branch Tees

Tube OD	Male NPTF	*Nylon* Part #	Pkg Qty
¼"	⅛"	***65085611WP2***	10
	¼"	***65085614WP2***	10
	⅜"	***65085618WP2***	10
⅜"	¼"	***65086014WP2***	10
	⅜"	***65086018WP2***	10

Swivel Male Run Tees

Tube OD	Male NPTF	*Nylon* Part #	Pkg Qty
¼"	⅛"	***65035611WP2***	10
	¼"	***65035614WP2***	10
	⅜"	***65035618WP2***	10
⅜"	¼"	***65036014WP2***	10
	⅜"	***65036018WP2***	10

Stem Adapters

Tube OD	Male NPTF	*Nylon* Part #	Pkg Qty
¼"	¼"	***65215614WP2***	10
	⅜"	***65215618WP2***	10
⅜"	¼"	***65216014WP2***	10
	⅜"	***65216018WP2***	10
½"	⅜"	***65216218WP2***	5
	½"	***65216222WP2***	5

End Stops

Tube OD	*Nylon* Part #	Pkg Qty
¼"	***63515600WP2***	10
⅜"	***63516000WP2***	10

Plugs

Tube OD	*Nylon* Part #	Pkg Qty
¼"	***63265600WP2***	10
⅜"	***63266000WP2***	10
½"	***63266200WP2***	5

MURDOCK industrial | Sales@MurdockIndustrial.com www.HoseWarehouse.com | Phone: 330-535-7105 Fax: 330-535-1125 | Skype: MurdockIndustrial

LIQUIfit™ Fittings

Hose Stems

Tube OD	Stem	*Nylon* Part #	Pkg Qty
¼"	1/4"	***63225656WP2***	10
⅜"	1/4"	***63226056WP2***	10
	5/16"	***63226008WP2***	10
	3/8"	***63226060WP2***	10
½"	3/8"	***63226260WP2***	10

Plug-in Reducers

Tube OD	Plug-in	*Nylon* Part #	Pkg Qty
¼"	5/16"	***63665608WP2***	10
¼"	3/8"	***63665660WP2***	10
⅜"	1/2"	***63666062WP2***	5

Plug-in Elbows

Tube OD	Plug-in	*Nylon* Part #	Pkg Qty
¼"	¼"	***63825600WP2***	10
⅜"	⅜"	***63826000WP2***	10
½"	½"	***63826200WP2***	5

Plug-in Tees

Tube OD	Plug-in	*Nylon* Part #	Pkg Qty
¼"	¼"	***63885600WP2***	10
⅜"	⅜"	***63886000WP2***	10
½"	½"	***63886200WP2***	5

MURDOCK industrial | Sales@MurdockIndustrial.com www.HoseWarehouse.com | Phone: 330-535-7105 Fax: 330-535-1125 | Skype: MurdockIndustrial

TrueSeal™ Ball Valves

Application:
These corrosion resistant, all-plastic designed ball valves are ideal for water filtration units, coffee and beverage machines and a wide variety of other fluid applications.

Features:
- EPDM seal secures connection with larger surface area than standard O-rings
- full flow self-cleaning ball
- high-temperature, scale resistant Polysulfone ball
- glass-reinforced Polypropylene body
- FDA compliant
- NSF-51 listed for contact with food
- certified to NSF-61

Specifications:
- temperature range: **0°F** to **225°F (-18°C** to **107°C)**
- O-ring seal material: EPDM
- maximum operating pressure: **150 PSI**
- Burst pressure **600 PSI**
- Actual working pressures will be lower at elevated temperatures.

Tube to Male NPTF

Tube OD	Male NPTF	*Polypropylene* Part #	Pkg Qty
¼"	¼"	***PP4VMC4-MG***	10
	⅜"	***PP4VMC6-MG***	10
⅜"	¼"	***PP6VMC4-MG***	10
	⅜"	***PP6VMC6-MG***	10

Tube to Female NPTF

Tube OD	Female NPTF	*Polypropylene* Part #	Pkg Qty
¼"	⅛"	***PP4VFC2-MG***	10
	¼"	***PP4VFC4-MG***	10
	⅜"	***PP4VFC6-MG***	10
⅜"	⅛"	***PP6VFC2-MG***	10
	¼"	***PP6VFC4-MG***	10
	⅜"	***PP6VFC6-MG***	10

Tube to Male NPTF Elbows

Tube OD	Male NPTF	*Polypropylene* Part #	Pkg Qty
¼"	¼"	***PP4VME4-MG***	10
	⅜"	***PP4VME6-MG***	10
	½"	***PP4VME8-MG***	10
⅜"	¼"	***PP6VME4-MG***	10
	⅜"	***PP6VME6-MG***	10
	½"	***PP6VME8-MG***	10

Tube to Female NPTF Elbows

Tube OD	Female NPTF	*Polypropylene* Part #	Pkg Qty
¼"	¼"	***PP4VFE4-MG***	10
	⅜"	***PP4VFE6-MG***	10
⅜"	¼"	***PP6VFE4-MG***	10
	⅜"	***PP6VFE6-MG***	10

MURDOCK industrial | Sales@MurdockIndustrial.com www.HoseWarehouse.com | Phone: 330-535-7105 Fax: 330-535-1125 | Skype: MurdockIndustrial

TrueSeal™ Ball Valves

Tube to Tube Unions

Tube OD 1	Tube OD 2	*Polypropylene* Part #	Pkg Qty
¼"	¼"	***PP4VUC4-MG***	10
⅜"	¼"	***PP4VUC6-MG***	10
⅜"	⅜"	***PP6VUC6-MG***	10

Tube to Tube Elbow Unions

Tube OD 1	Tube OD 2	*Polypropylene* Part #	Pkg Qty
¼"	¼"	***PP4VEU4-MG***	10
	⅜"	***PP4VEU6-MG***	10
⅜"	¼"	***PP6VEU4-MG***	10
	⅜"	***PP6VEU6-MG***	10

Tube to Plug-in Elbow Unions

Tube OD	Stem	*Polypropylene* Part #	Pkg Qty
¼"	⅜"	***PP4VTEU6-MG***	10
⅜"	⅜"	***PP6VTEU6-MG***	10

TrueSeal™ Check Valves

Application:
Push-to connect check valves ensure protection against reversal of flow. The valves have an arrow molded into the body to indicate the direction of flow. Valves are designed for connection with either thermoplastic or soft metal tubing and are intended *for use with liquids only*.

Features:
- body material: acetal
- O-ring: EPDM
- metal grip edge: 300 stainless steel
- NSF-51 listed
- maximum operating pressure: **150 PSI** (dependent on tubing used)
- temperature range: **34°F** to **150°F (1°C** to **65°C)**
- cracking pressure: 1/3 PSI

Tube OD	*Acetal* Part #	Pkg Qty
¼"	***A4VC4-MG***	25
⅜"	***A6VC6-MG***	25

MURDOCK industrial | Sales@MurdockIndustrial.com www.HoseWarehouse.com | Phone: 330-535-7105 Fax: 330-535-1125 | Skype: MurdockIndustrial

Fire Hose ..... 732 to 739
300# single jacket all polyester 732
500# single jacket all polyester ..... 733 , 734
UL labeled 733
Color impregnated 734
800# double jacket all polyester 734
Color impregnated 734
MSHA approved single jacket mine 735
Double jacket potable water hose 735
500# all polyester rack 735, 736
UL labeled 735
Non-UL labeled 736
500# nitrile covered 736
Forestry non-weeping 737
Forestry mop up 737
Forestry mop up kit 737
Nitrile covered - heavy duty 738
Non-collapsible 739
Chemical booster 739
Fire and utility 739

Fire Hose Couplings ..... 740 to 743
Expansion ring couplings ..... 740 to 742
Washers ..... 741 to 742
Ring and gasket guide 742
Hose type booster couplings 743
Forestry couplings 743

Racks, Reels, Hose cabinet ..... 744 to 750
Style V Swing type hose storage 744
Swing type hose storage 745
Heavy duty swing type hose storage 745
Global continuous flow 746
Continuous flow 747
Hump racks 748
Hose racks 748
Pin rack hose assembly 749
Semi automatic pin racks 749
Steel hose cabinet 750

Hose protection 751
Fire jacket 751
Fire tape 751

Nozzles ..... 752 to 765
Fog 752, 753, 758, 759, 760, 762, 763
Rack 753
Ball shutoffs 754, 761, 763, 764
Nozzle tips 754
Plain hose 754, 755
Twist 754
Red plain hose 755
UL play pipes 755
Street cleaning 755
US Coast Guard approved 756
Monitors & nozzles 757
Garden hose 760

Nozzles (cont.) ..... 752 to 765
Break apart attack 761
Pistol grip adapters 761
Gallonage 762
Penetrator 764
Straight steam 764
Adjust-A-Power 765
Constant Flow 765

Adapters & Connections ... 766 to 819
Double hex ..... 766, 782 to 784
Swivel ..... 767 to 770, 779
Hydrant ..... 771 to 774, 785, 786
Hazmat 773
Hex nipples ..... 774 to 776
Style N37 ..... 777, 778
Suction 780, 803
Style N54 781
Style N36 785
Caps & plugs ..... 787 to 792
Replacement swivels & accessories 792
Storz ..... 793 to 797
Accessories 798
Wrenches ..... 799 to 802
Continuous swivel 803
Pump head testers 804
Manifolds 804
Roof connections ..... 805 to 807
Siamese connections ..... 808 to 811
Wall hydrant body 812
Snoots 813, 814
Wall plates 814
Siamese assemblies 815
Single sprinkler connection 816
Single inlet and hydrant connections 816
Wall hydrants 816
Round ID plates 817
British Instantaneous 818, 819
International shore 819
Pressure temperature rating 820

Accessories 820

Valves ..... 821 to 842

Specialty products 843

Garden hose and washdown hoses can be found on pages 883 - 885.

MURDOCK industrial | Sales@MurdockIndustrial.com www.HoseWarehouse.com | Phone: 330-535-7105 Fax: 330-535-1125 | Skype: MurdockIndustrial

300# Single Jacket All Polyester Fire Hose

Features:

- outer construction: single jacket, all polyester
- tube construction: EPDM rubber lining
- proof pressure: **300 PSI**
- service test pressure: **150 PSI** at ambient temperature **70°F (21°C)**
- working pressure: **135 PSI** at ambient temperature **70°F (21°C)**
- 25' and 75' lengths, UL labeled hoses and other threads and configurations are available, contact Dixon®

Uncoupled

Size	Bowl	Length	Part #
1½"	1-3/4" 1-3/4"	50' 100'	***A315-50UC*** ***A315-100UC***
2"	2-1/4" 2-1/4"	50' 100'	***A320-50UC*** ***A320-100UC***
2½"	2-13/16" 2-13/16"	50' 100'	***A325-50UC*** ***A325-100UC***
3"	3-3/8" 3-3/8"	50' 100'	***A330-50UC*** ***A330-100UC***

Coupled with female and male expansion ring couplings

Size	Length	Rocker Lug *Aluminum NST (NH)* Part #	Rocker Lug *Brass NST (NH)* Part #	Rocker Lug *Aluminum NPSH* Part #
1½"	50' 100'	***A315-50RAF*** ***A315100RAF***	***A315-50RBF*** ***A315100RBF***	***A315-50RAS*** ***A315100RAS***
2"	50" 100'	***---*** ***---***	***---*** ***---***	***A320-50RAS*** ***A320100RAS***
2½"	50' 100'	***A325-50RAF*** ***A325100RAF***	***A325-50RBF*** ***A325100RBF***	***A325-50RAS*** ***A325100RAS***
3"	50' 100'	***---*** ***---***	***---*** ***---***	***A330-50RAS*** ***A330100RAS***

MURDOCK industrial | Sales@MurdockIndustrial.com www.HoseWarehouse.com | Phone: 330-535-7105 Fax: 330-535-1125 | Skype: MurdockIndustrial

500# Single Jacket All Polyester Fire Hose

Features:
- outer construction: single jacket, all polyester
- tube construction: EPDM rubber lining
- proof pressure: **500 PSI**
- service test pressure: **250 PSI** at ambient temperature **70°F (21°C)**
- working pressure: **225 PSI** at ambient temperature **70°F (21°C)**
- other threads and configurations are available, contact Dixon®

Uncoupled

Size	Bowl	Length	Part #
1"	1-1/4"	50'	***A510-50UC***
	1-1/4"	100'	***A510-100UC***
1½"	1-3/4"	50'	***A515-50UC***
	1-3/4"	100'	***A515-100UC***
2½"	2-13/16"	50'	***A525-50UC***
	2-13/16"	100'	***A525-100UC***

Coupled with female and male expansion ring couplings

Size	Length	Rocker Lug *Aluminum NST (NH)* Part #	Rocker Lug *Brass NST (NH)* Part #	Rocker Lug *Aluminum NPSH* Part #
1"	50'	***A510-50RAF***	---	***A510-50RAS***
	100'	***A510100RAF***	---	***A510100RAS***
1½"	25'	***A515-25RAF***	---	***A515-25RAS***
	50'	***A515-50RAF***	***A515-50RBF***	***A515-50RAS***
	75'	***A515-75RAF***	---	***A515-75RAS***
	100'	***A515100RAF***	***A515100RBF***	***A515100RAS***
2½"	25'	***A525-25RAF***	---	***A525-25RAS***
	50'	***A525-50RAF***	***A525-50RBF***	***A525-50RAS***
	75'	***A525-75RAF***	---	---
	100'	***A525100RAF***	***A525100RBF***	***A525100RAS***

500# Single Jacket Fire Hose - UL labeled

Coupled with female and male expansion ring couplings

Features:
- outer construction: single jacket, all polyester
- tube construction: EPDM rubber lining
- proof pressure: **500 PSI**
- service test pressure: **250 PSI** at ambient temperature **70°F (21°C)**
- working pressure: **225 PSI** at ambient temperature **70°F (21°C)**
- Underwriters Listed
- impregnated hose and other lengths threads and configurations are available, contact Dixon®

Size	Coupling Type	Length	*NST Thread* Part #
1½"	combo lug, brass	50'	***A515U50CBF***
2½"	combo lug, brass	50	***A525U50CBF***

MURDOCK industrial | Sales@MurdockIndustrial.com www.HoseWarehouse.com | Phone: 330-535-7105 Fax: 330-535-1125 | Skype: MurdockIndustrial

500# Single Jacket Fire Hose - Color Impregnated

orange

red

Features:
- outer construction: single jacket, all polyester
- tube construction: EPDM rubber lining
- proof pressure: **500 PSI**
- service test pressure: **250 PSI**
- working pressure: **225 PSI** at ambient temperature **70°F (21°C)**
- consult Dixon® for pricing and availability of other colors, lengths, threads and configurations

Coupled with female and male expansion ring couplings

Size	Coupling Type	Length	Color	Part #
1½"	rocker lug, aluminum, NST (NH)	50'	yellow	***A515Y50RAF***
	rocker lug, aluminum, NPSH	50'	yellow	***A515Y50RAS***
	rocker lug, aluminum, NST (NH)	50'	red	***A515R50RAF***
	rocker lug, aluminum, NPSH	50'	red	***A515R50RAS***
	rocker lug, aluminum, NST (NH)	50'	orange	***A515OR50RAF***
	rocker lug, aluminum, NPSH	50'	orange	***A515OR50RAS***

800# Double Jacket All Polyester Fire Hose

Features:
- outer construction: double jacket, all polyester
- tube construction: EPDM rubber lining
- proof pressure: **800 PSI**
- service test pressure: **400 PSI**
- working pressure: **360 PSI** at ambient temperature **70°F (21°C)**
- consult Dixon™ for pricing and availability of 75' lengths and other threads and configurations

Coupled with female and male expansion ring couplings

Size	Length	Rocker Lug *Aluminum NST (NH)* **RAF**	Rocker Lug *Brass NST (NH)* **RBF**	Rocker Lug *Aluminum NPSH* **RAS**
1½"	25'	***D815-25RAF***	---	---
	50'	***D815-50RAF***	***D815-50RBF***	***D815-50RAS***
	100'	***D815100RAF***	***D815100RBF***	***D815100RAS***
2½"	25'	***D825-25RAF***	---	---
	50'	***D825-50RAF***	***D825-50RBF***	***D825-50RAS***
	100'	***D825100RAF***	***D825100RBF***	***D825100RAS***

800# Double Jacket Fire Hose - Color Impregnated

Features:
- outer construction: double jacket, all polyester
- tube construction: black, synthetic rubber liner
- proof pressure: **800 PSI** at **70°F (21°C)**
- service test pressure: **400 PSI** at **70°F (21°C)**
- working pressure: **360 PSI** at **70°F (21°C)**
- other lengths, threads and couplings and colors (yellow, red, blue, tan, orange, green, black) are available, contact Dixon®

Coupled with female & male expansion ring couplings

Size	Thread NH (NST)	Coupling Type	Length	Part #
1½"	1½"	rocker lug, aluminum NST (NH)	50'	***D815Y50RAF***
		rocker lug, aluminum NST (NH)	100'	***D815Y100RAF***
		rocker lug, aluminum NPSH	50'	***D815Y50RAS***
		rocker lug, aluminum NPSH	100'	***D815Y100RAS***
1¾"	1½"	rocker lug, aluminum NST (NH)	50'	NEW ***D817Y50RAF***
2½"	2½"	rocker lug, aluminum NST (NH)	50'	***D825Y50RAF***
		rocker lug, aluminum NST (NH)	100'	***D825Y100RAF***
3"	2½"	rocker lug, aluminum NST (NH)	50'	NEW ***D8325Y50RAF***

MURDOCK industrial | Sales@MurdockIndustrial.com www.HoseWarehouse.com | Phone: 330-535-7105 Fax: 330-535-1125 | Skype: MurdockIndustrial

MSHA Approved Single Jacket Mine Fire Hose

Coupled with female and male aluminum rocker lug expansion ring couplings

Specification:
- approved by MSHA: Mine Safety and Health Administration for all mine fire protection applications

Features:
- outer construction: single jacket, synthetic flame resistant
- tube construction: flame resistant lining
- proof pressure: **500 PSI** at **70°F (21°C)**
- service test pressure: **250 PSI** at **70°F (21°C)**
- working pressure: **225 PSI** at **70°F (21°C)**

Size	Thread	Length	Part #
1½"	NST (NH)	50'	***SM515W50RAF***
	NPSH	50'	***SM515W50RAS***

Double Jacket Potable Water Hose - Blue

Features:
- Liner is NSF approved for potable water, fittings are not, except for temporary / emergency drinking needs only.
- outer construction: double jacket, all polyester
- tube construction: thermoplastic
- proof pressure: **600 PSI** at **70°F (21°C)**
- service test pressure: **300 PSI** at **70°F (21°C)**
- working pressure: **270 PSI** at **70°F (21°C)**

Coupled with female and male, brass or aluminum rocker lug, expansion ring couplings

Size	Thread	Length	*Brass* Expansion Ring Part #	*Aluminum* Expansion Ring Part #
1½"	NPSH	50'	***PW615B50RBS***	***PW615B50RAS***
	NPSH	100'	***PW615B100RBS***	***PW615B100RAS***
	NST (NH)	50'	***PW615B50RBF***	***PW615B50RAF***
	NST (NH)	100'	***PW615B100RBF***	***PW615B100RAF***
2½"	NPSH	50'	***PW625B50RBS***	***PW625B50RAS***
	NPSH	100'	***PW625B100RBS***	***PW625B100RAS***
	NST (NH)	50'	***PW625B50RBF***	***PW625B50RAF***
	NST (NH)	100'	***PW625B100RBF***	***PW625B100RAF***

500# All Polyester Rack Hose - UL Labeled

Application:
- for pin rack service / emergency fire fighting only, not to be used for washdown

Features:
- outer construction: single jacket, all polyester
- tube construction: clear thermoplastic
- proof pressure: **300 PSI** at ambient temperature **70°F (21°C)**
- service test pressure: **150 PSI** at ambient temperature **70°F (21°C)**
- working pressure: **135 PSI** at ambient temperature **70°F (21°C)**
- Underwriters Listed

Coupled with female and male expansion ring couplings

Size	Coupling Type	Length	*Folded* Part #	*Coiled* Part #
1½"	combo lug, brass NST (NH)	50'	***R515U50CBF/F***	***R515U50CBF***
	combo lug, brass NST (NH)	100'	***R515U100CBF/F***	***R515U100CBF***
	combo lug, alum. NST (NH)	50'	***R515U50RAF/F***	***R515U50RAF***
	combo lug, alum. NST (NH)	100'	***R515U100RAF/F***	---

MURDOCK industrial | Sales@MurdockIndustrial.com www.HoseWarehouse.com | Phone: 330-535-7105 Fax: 330-535-1125 | Skype: MurdockIndustrial

500# All Polyester Rack Hose - non-UL Labeled

Application:
- for pin rack service / emergency fire fighting only, not to be used for washdown

Features:
- outer construction: single jacket, all polyester
- tube construction: clear thermoplastic
- proof pressure: **500 PSI** at ambient temperature **70°F (21°C)**
- service test pressure: **250 PSI** at ambient temperature **70°F (21°C)**
- working pressure: **225 PSI** at ambient temperature **70°F (21°C)**

Coupled with female and male expansion ring couplings

Size	Coupling Type	Length	Folded Part #	Coiled Part #
1½"	combo lug, brass NST (NH)	50'	***R515-50CBF/F***	***R515-50CBF***
	combo lug, brass NST (NH)	100'	***R515100CBF/F***	***R515100CBF***
	combo lug, alum. NST (NH)	50'	***R515-50RAF/F***	***R515-50RAF***
	combo lug, alum. NST (NH)	100'	***R515100RAF/F***	***R515100RAF***

500# Nitrile Covered Fire Hose - Light Duty Red

Application:
- ideal for industrial and construction washdown and discharge applications

Features:
- outer construction: thin ribbed nitrile
- tube construction: nitrile
- proof pressure: **500 PSI** at ambient temperature **70°F (21°C)**
- service test pressure: **250 PSI** at ambient temperature **70°F (21°C)**
- working pressure: **225 PSI** at ambient temperature **70°F (21°C)**
- other colors, threads and configurations are availabe, consult Dixon®

Uncoupled

Size	Bowl	Length	Part #
1½"	1-13/16"	50'	***H515R50UC***
2½"	2-13/16"	50'	***H525R50UC***
1½"	1-13/16"	100'	***H515R100UC***
2½"	2-13/16"	100'	***H525R100UC***

Coupled with female and male expansion ring couplings

Size	Length	Rocker Lug Aluminum *NST (NH)* Part #	Rocker Lug Brass *NST (NH)* Part #	Rocker Lug Aluminum *NPSH* Part #
1½"	50'	***H515R50RAF***	***H515R50RBF***	***H515R50RAS***
2½	50'	***H525R50RAF***	***H525R50RBF***	***H525R50RAS***
1½"	100'	***H515R100RAF***	---	***H515R100RAS***
2½"	100'	***H525R100RAF***	---	---

MURDOCK industrial | Sales@MurdockIndustrial.com www.HoseWarehouse.com | Phone: 330-535-7105 Fax: 330-535-1125 | Skype: MurdockIndustrial

Forestry Non Weeping Fire Hose

Features:
- outer construction: single jacket, all polyester
- tube construction: thermoplastic
- impregnation: yellow
- proof pressure: **600 PSI** at ambient temperature **70°F (21°C)**
- service test pressure: **300 PSI** at ambient temperature **70°F (21°C)**
- working pressure: **270 PSI** at ambient temperature **70°F (21°C)**
- consult Dixon® for pricing and availability of 25' lengths, other threads and configurations



Coupled with female and male expansion ring couplings

Size	Length	Rocker Lug *Aluminum NST (NH)* Part #	Rocker Lug *Aluminum NPSH* Part #
1"	50'	***NF610Y50RAF***	***NF610Y50RAS***
1"	100'	***NF610Y100RAF***	***NF610Y100RAS***
1½"	50'	***NF615Y50RAF***	***NF615Y50RAS***
1½"	100'	***NF615Y100RAF***	***NF615Y100RAS***

Forestry Mop Up Hose

Application:
- used on mop-up and low volume hand lines to fill pump cans supplying sprinklers and remote fire line protection

Features:
- 50' coil diameter is 9"
- outer construction: single jacket, synthetic
- tube construction: thermoplastic
- impregnation: yellow
- proof pressure: **300 PSI** at ambient temperature **70°F (21°C)**
- service test pressure: **150 PSI** at ambient temperature **70°F (21°C)**
- working pressure: **135 PSI** at ambient temperature **70°F (21°C)**
- consult Dixon™ for pricing and availability of other threads and configurations

Coupled with female and male brass ferrule type garden hose couplings

Size	Length	Part #
¾"	50'	***NF307Y50GHT***
1½"	50'	***NF615-50RAQT*** [1]
1½"	100'	***NF615100RAQT*** [1]

[1] coupled with quarter turn forestry couplings

Forestry Mop Up Hose Kit

Description	Part #
kit contains: hose, pouch and nozzle	***NF307Y50GHT-KIT***

MURDOCK industrial | Sales@MurdockIndustrial.com www.HoseWarehouse.com | Phone: 330-535-7105 Fax: 330-535-1125 | Skype: MurdockIndustrial

Nitrile Covered Fire Hose - Heavy Duty - Yellow

Applications:
- ideal for heavy-duty washdown in refineries and power plants

Features:
- extruded interlocking matrix fire hose with 100% synthetic circular woven polyester reinforcement
- heavy ribbed for severe service
- outer construction: thick ribbed nitrile
- tube construction: nitrile
- 25' lengths, other colors, threads and configurations are available, contact Dixon®
- Pressures supplied in the chart below are at ambient temperature **70°F (21°C).**

Size	Proof Pressure PSI	Service Test Pressure PSI	Working Pressure PSI
1" - 3"	**600**	**300**	**270**
4"	**450**	**225**	**200**
5"	**400**	**200**	**180**
6"	**300**	**150**	**135**

Uncoupled

Size	Bowl	Length	Part #
1"	1-1/4"	50'	***H610Y50UC***
1½"	1-13/16"	50'	***H615Y50UC***
2"	2-1/4"	50'	***H620Y50UC***
2½"	2-13/16"	50'	***H625Y50UC***
3"	3-3/8"	50'	***H630Y50UC***
4"	4-3/8"	50'	***H440Y50UC***
5"	5-3/8"	50'	***H450Y50UC***

Coupled with female and male expansion ring couplings

Size	Length	Rocker Lug *Aluminum NST (NH)* **RAF**	Rocker Lug *Brass NST (NH)* **RBF**	Pin Lug *Brass NST (NH)* **PBF**	Rocker Lug *Aluminum NPSH* **RAS**
1"	50'	***H610Y50RAF***	---	---	***H610Y50RAS***
1½"	50'	***H615Y50RAF***	***H615Y50RBF***	***H615Y50PBF***	***H615Y50RAS***
2½"	50'	***H625Y50RAF***	***H625Y50RBF***	***H625Y50PBF***	***H625Y50RAS***

Coupled with female and male segmented Storz collar style couplings

Features:
- working pressures can be achieved using appropriate expansion ring couplings
- under no circumstance should the hose be used beyond the working pressure of the fittings to which it is coupled
- assembled hose should be hydrostatically proof tested before use, and thereafter in accordance with NFPA 1962

Size	Length	Storz Size	Part #
4"	50'	4"	***H440Y50SZ***
5"	50'	5"	***H450Y50SZ***
5"	100'	5"	***H450Y100SZ***

MURDOCK industrial | Sales@MurdockIndustrial.com www.HoseWarehouse.com | Phone: 330-535-7105 Fax: 330-535-1125 | Skype: MurdockIndustrial

Non-collapsible Hose

Chemical Booster Hose - Red

Features:
- outer cover material: specially compounded red EPDM tough cover
- inner tube material: smooth black synthetic EPDM rubber
- reinforced with multiple plies of high tensile Aramid yarn providing flexible strength
- ¾" diameter hose is coupled with 1" threaded couplings
- meets and exceeds NFPA standard 1961
- working pressure: **800 PSI**

Coupled with female and male NST (NH) thread, chromed brass hole type couplings

Size	Length	Part #
¾"	50' 100'	***80B07-50HCF*** ***80B07-100HCF***
1"	50' 100'	***80B10-50HCF*** ***80B10-100HCF***

Coupled with female and male NST (NH) thread, hole type coupling, aluminum expansion ring couplings

Size	Length	Part #
¾"	50' 100'	***80B07-50HAF*** ***80B07-100HAF***
1"	50' 100'	***80B10-50HAF*** ***80B10-100HAF***

Fire and Utility Hose - Red

Features:
- outer construction is designed to withstand abrasion
- working pressure: **200 PSI** at ambient temperature **70°F (21°C)**
- burst pressure: **600 PSI** at ambient temperature **70°F (21°C)**
- consult Dixon® for pricing and availability of other lengths, threads and configurations
- also available with chrome brass fittings

Coupled with female and male NST (NH) thread, rocker lug, brass expansion ring couplings

Size	Length	Part #
1½"	50' 100'	***15B15-50RBF*** ***15B15-100RBF***

Coupled with female and male NST (NH) thread, rocker lug, aluminum expansion ring couplings

Size	Length	Part #
1½"	50' 100'	***15B15-50RAF*** ***15B15-100RAF***

Coupled with female and male NPSH thread, rocker lug, aluminum expansion ring couplings

Size	Length	Part #
1½"	50' 100'	***15B15-50RAS*** ***15B15-100RAS***

MURDOCK industrial | Sales@MurdockIndustrial.com www.HoseWarehouse.com | Phone: 330-535-7105 Fax: 330-535-1125 | Skype: MurdockIndustrial

Expansion Ring Couplings

Features:

- shipped complete with expansion rings, swivel and tail washers
- aluminum expansion ring couplings have 3 rocker lugs on the male and female

For Single Jacket Hose - Aluminum

Size	Thread	Bowl	*Aluminum* Part #
1"	NPSH	1¼"	***S10125***
1½"	NPSH	1¾"	***S16175***
1½"	NPSH	1-11/16"	***S16168***
1½"	NPSH	1-13/16"	***S16181***
2"	NPSH	2¼"	***S20225***
2½"	NPSH	2-13/16"	***S26281***
1½"	NST (NH)	1-11/16"	***S16168F***
1½"	NST (NH)	1¾"	***S16175F***
1½"	NST (NH)	1-13/16"	***S16181F***
2½"	NST (NH)	2-11/16"	***S26268F***
2½"	NST (NH)	2-13/16"	***S26281F***
1½"	MNPT	1-11/16"	***MS16168T*** [1]
1½"	MNPT	1¾"	***MS16175T*** [1]
2"	MNPT	2-1/4"	***MS20225T*** [1]
2½"	MNPT	2-11/16"	***MS26268T*** [1]

[1] male fitting only



For Single Jacket Hose - Brass

Size	Thread	Bowl	*Brass* Part #
1½"	NPSH	1-3/4"	***RS15175***
1½"	NPSH	1-13/16"	***RS15181***
2½"	NPSH	2-13/16"	***RS25281***
1½"	NST (NH)	1-3/4"	***RS15175F***
1½"	NST (NH)	1-13/16"	***RS15181F***
2½"	NST (NH)	2-13/16"	***RS25281F***

Expansion Ring Couplings



For Double Jacket Hose - Aluminum

Size	Thread	Bowl	*Aluminum* Part #
1½"	NPSH	1-13/16"	***D16181***
1½"	NPSH	1-15/16"	***D16193***
1½"	NPSH	2-1/16"	***D16206***
2"	NPSH	2-5/16"	***D20231***
2½"	NPSH	3"	***D263***
1½"	NST (NH)	1-13/16"	***D16181F***
1½"	NST (NH)	1-15/16"	***D16193F***
1½"	NST (NH)	2-1/16"	***D16206F***
2½"	NST (NH)	2-7/8"	***D26287F***
2½"	NST (NH)	3"	***D263F***
1½"	MNPT	1-13/16"	***MD16181T*** [1]
2"	MNPT	2-5/16"	***MD20231T*** [1]
2½"	MNPT	2-7/8"	***MD26287T*** [1]

[1] male fitting only



For Double Jacket Hose - Brass

Size	Thread	Bowl	*Brass* Part #
1½"	NPSH	1-15/16"	***RD15193***
1½"	NST (NH)	1-15/16"	***RD15193F***

MURDOCK industrial | Sales@MurdockIndustrial.com www.HoseWarehouse.com | Phone: 330-535-7105 Fax: 330-535-1125 | Skype: MurdockIndustrial

Expansion Rings

- used with the fire hose couplings listed on page 740

OD	Length	Wall Thickness	*85/15 red brass* Part #
1"	1¼"	.05	***ER10125***
1½"	¾"	.05	***ER1575***
1½"	⅞"	.05	***ER1587***
1½"	1"	.05	***ER1510***
1½"	1¼"	.05	***ER15125***
1¾"	1¼"	.05	***ER17125***
2½"	1¼"	.062	***ER27125***
2½"	1½"	.062	***ER27150***
3"	2"	.07	***ER3020***

Swivel Washers

- used on the swivel end of the fire hose couplings listed on page 740

ID	OD	Thickness	*Buna-N* Part #
1-1/16"	1-7/16"	⅛"	***SW100F***
1-9/16"	2-1/16"	⅛"	***SW150***
2-1/16"	2½"	⅛"	***SW200***
2-9/16"	3-3/16"	3/16"	***SW250***
3-1/16"	3-3/4"	¼	***SW300F***
4-1/16"	5-1/8"	¼"	***SW400F***
4-9/16"	5-7/8"	¼"	***SW450F***
5-1/16"	6-3/8"	¼"	***SW500F***
6-1/16"	7-1/8"	¼"	***SW600F***



Tail Washers

- used on the tail end of the fire hose couplings listed on page 740

ID	OD	Thickness	*Buna-N* Part #
1-1/32"	1-5/16"	3/16"	***STW100***
1-9/16"	1¾"	3/16"	***RTW150***
1-9/16"	1-15/16"	3/16"	***STW150***
1-⅝"	2⅛"	3/16"	***DTW150***
2-9/16"	3"	¼"	***STW250***
2-⅝"	3¼"	¼"	***DTW250***
3⅛"	3-25/32"	¼"	***DTW300***

MURDOCK industrial | Sales@MurdockIndustrial.com www.HoseWarehouse.com | Phone: 330-535-7105 Fax: 330-535-1125 | Skype: MurdockIndustrial

Expansion Ring and Gasket Guide

Coupling Part #	Swivel Washer Part #	Tail Washer Part #	Expansion Ring Part #
D15193 & D15193F	SW150	DTW150	ER15125
D15206F	SW150	G12014	ER15125
D16187 & D16187F	SW150	DTW150	ER15125
D16193 & D16193F	SW150	DTW150	ER15125
D16206 & D16206F	SW150	G12014	ER15125
D253 & D253F	SW250	DTW250	ER27150
D26287F	SW250	DTW250	ER27150
D263 & D263F	SW250	DTW250	ER27150
MD16181T	n/a	STW150	ER15125
MD20231T	n/a	special	special
MD26287T	n/a	DTW250	ER27150
MS16168T	n/a	STW150	ER15125
MS16175T	n/a	STW150	ER15125
MS20225T	n/a	special	special
MS26268T	n/a	STW250	ER27150
RD15193 & RD15193F	SW150	DTW150	ER15125
RD15206 & RD15206F	SW150	G12014	ER15125
RD253 & RD253F	SW250	DTW250	ER27150
RH15168 & RH15168F	SW150	RTW150	ER1575
RH16168F & RH16168F	SW150	RTW150	ER1575
RS15175 & RS15175F	SW150	STW150	ER15125
RS15181 & RS15181F	SW150	STW150	ER1510
RS25281 & RS25281F	SW250	STW250	ER27125
RS25287	SW250	STW250	ER27150
S15175 & S15175F	SW150	RTW150	ER15125
S15181 & S15181F	SW150	RTW150	ER1510
S16168 & S16168F	SW150	STW150	ER15125
S16175 & S16175F	SW150	STW150	ER15125
S16181 & S16181F	SW150	STW150	ER15125
S25281 & S25281F	SW250	STW250	ER27125
S25287 & S25287F	SW250	STW250	ER27150
S26268 & S26268F	SW250	STW250	ER27150
S26275 & S26275F	SW250	STW250	ER27150
S26281 & S26281F	SW250	STW250	ER27150

MURDOCK industrial | Sales@MurdockIndustrial.com www.HoseWarehouse.com | Phone: 330-535-7105 Fax: 330-535-1125 | Skype: MurdockIndustrial

Hose Type Booster Hose Couplings

Features:

- special tooling is required to attach these couplings to hose
- hardcoat finish
- complete set
- working pressure: **800 PSI** at ambient temperature **70°F (21°C)**
- ¾ and 1" NST threads are the same size; also known as **C**hemical **H**ose **T**hread (CHT) or Booster Hose Thread

Hose Size	Thread Type	Bowl Size	*Aluminum Hardcoat* Part #
¾"	1" NPSH	1-1/4"	***ABH08125***
1"	1" NST (NH)	1-7/16"	***ABH10143F***
1"	1" NST (NH)	1-1/2"	***ABH10150F***

Forged Forestry Couplings

Features:

- maximum operating pressure: **300 PSI** at ambient temperature **70°F (21°C)**
- common quarter turn sexless head (a 1½" QT fitting will mate with a ¾" QT or 1" QT)

¼ Turn Male

Thread	*Forged Aluminum* Part #
¾" GHT	***QTM75GHT-F***
1" NPSH	***QTM100S-F***
1" NPT	***QTM100T-F***
1½" NST (NH)	***QTM150F-F***
1½" NPT	***QTM150T-F***

¼ Turn Female

Thread	*Forged Aluminum* Part #
¾" GHT	***QTF75GHT-F***
1" NPSH	***QTF100S-F***
1" NPT	***QTF100T-F***
1½" NST (NH)	***QTF150F-F***
1½" NPT	***QTF150T-F***

Forestry Coupling Gasket

Part #
QTG-F

Quick Connect Forestry Expansion Ring Couplings

- sold in sets of (2) with expansion ring

Hose Size	Bowl Size	*Forged Aluminum* Part #
1½"	1-11/16"	***QTX150-F***

MURDOCK industrial | Sales@MurdockIndustrial.com www.HoseWarehouse.com | Phone: 330-535-7105 Fax: 330-535-1125 | Skype: MurdockIndustrial

Style V Swing Type Hose Storage Reels

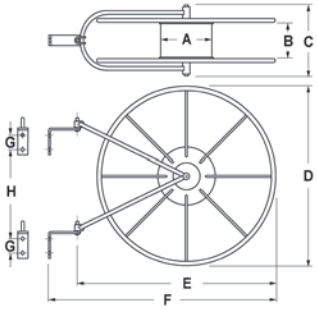

Features:
- drum storage of collapsible hose prevents damaging kinks allowing longer hose life
- pivot mounting permits reel to swing to the proper angle preventing twists and kinks
- open sides allow faster hose drying, to prevent mold and mildew
- red polyester powder coat finish
- wall mounting is standard, 2 wall mounting brackets included
- style V5 (when used with 1½" hose only), has a space between the reel sides to accommodate two widths of hose side by side, for maximum capacity in minimum space
- replacement brackets - ***1212-0930-4***, 2 per set

Size	Hose Capacity Rack	Single	Double	A	B	C	D	E	F	G	H	*Steel* Part #
1½" - 1¾"	100'	75'	50'	8"	3"	7½"	21"	23"	27"	2"	11⅜"	***FHR-V1***
1½" - 1¾"	150'	100'	75'	8"	3"	7½"	26"	29"	33"	2"	15"	***FHR-V2***
1½"	300'	200'	150'	8"	5½"	9½"	26"	30"	34"	2"	13"	***FHR-V5***
2" - 2½"	150'	100'	75'	8"	5½"	9½"	26"	30"	34"	2"	13"	***FHR-V5***

Covers for Style V Swing Type Hose Storage Reels

Features:
- Velcro™ closures
- printed on both sides

Cover for	Dimensions	*Vinyl Coated Nylon* Part #
FHR-V2	26"	***FHR-C***
FHR-V1	21"	***FHR-C1***
FHR-V5	26"	***HSRC26***

MURDOCK industrial | Sales@MurdockIndustrial.com www.HoseWarehouse.com | Phone: 330-535-7105 Fax: 330-535-1125 | Skype: MurdockIndustrial

Swing Type Hose Storage Reels

Features:
- one piece wall bracket (14 gauge), for easier mounting
- 180° swing will also take pipe clamps to 3"
- compact size - smaller reel hub to allow more hose storage
- baked red enamel finish
- 14 gauge steel support arms
- welded construction - rim (18 gauge) hub cap, welded spokes form solid wheels, separated by a molded poly hub and bolted together to form a sturdy unit
- hose is double rolled from the center of length coupled to valve and nozzle
- hose is ready for action when completely removed and valve is open

Hose Size	Hose Capacity Lightweight	Hose Capacity Rubber Lined	*Steel* Part #
1½"	150'	50' - 75'	***HSR18***
	250'	100'	***HSR24***
2½"	100'	100'	***HSR25-24***

Dimensions

Cover for	A	B	C
HSR18	18"	23½"	6¼"
HSR24	24"	29"	6¼"
HSR25-24	24"	29"	8¼"

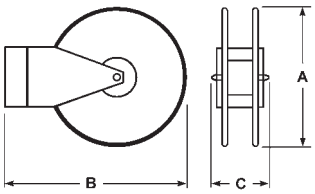

Covers for Swing Type Hose Reels

Features:
- to be used with hose storage reels, bright red fabric reinforced PVC with Velcro™ closures for quick release
- "Fire Hose / Keep Clear" printed on one side

Cover for	Dimensions	*Vinyl* Part #
HSR18	16" - 18"	***HSRC18***
HSR24	24"	***HSRC24***
HSR25-24	24" - 25"	***HSRC25-24***

Heavy Duty, High Capacity Swing Type Hose Storage Reel

Features:
- welded steel wall bracket swings 180°
- wall bracket adapts to pipes (1½" - 3") with an optional pipe bracket kit
- red baked enamel finish
- supplied with hook-and-loop back strap to keep hose securely wound

Size	Hose Capacity Single Jacket	Hose Capacity Double Jacket	*16-gauge steel* Part #
1½"	200'	150'	***DXHDR25HC***
2½"	100'	75'	

Cover for Heavy Duty Swing Type Hose Storage Reel

Features:
- to be used with hose storage reels
- "Fire Hose / Keep Clear" printed on one side

Cover for	Dimensions	*Vinyl* Part #
DXHDR25HC	l: 26", h: 25", w: 8"	***DXHDRC25HC***

Pipe Brackets for Heavy Duty Swing Type Hose Storage Reel

Description	*Vinyl* Part #
pipe bracket set	***DXHDR25PB***

MURDOCK industrial | Sales@MurdockIndustrial.com www.HoseWarehouse.com | Phone: 330-535-7105 Fax: 330-535-1125 | Skype: MurdockIndustrial

Global Continuous Flow Reels

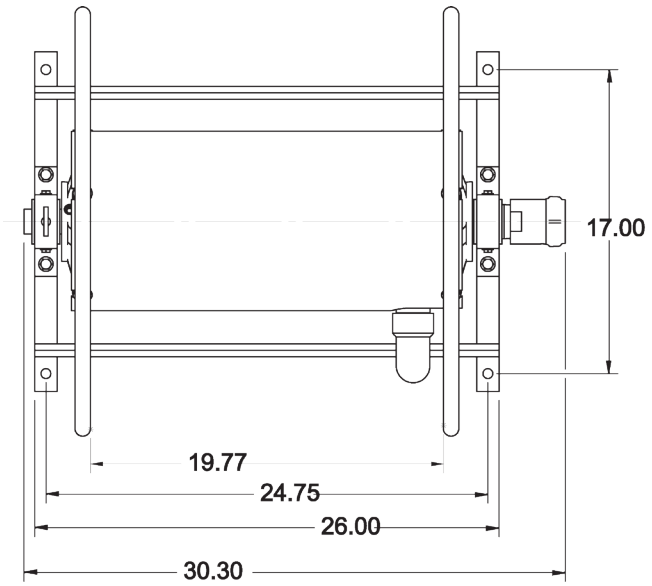

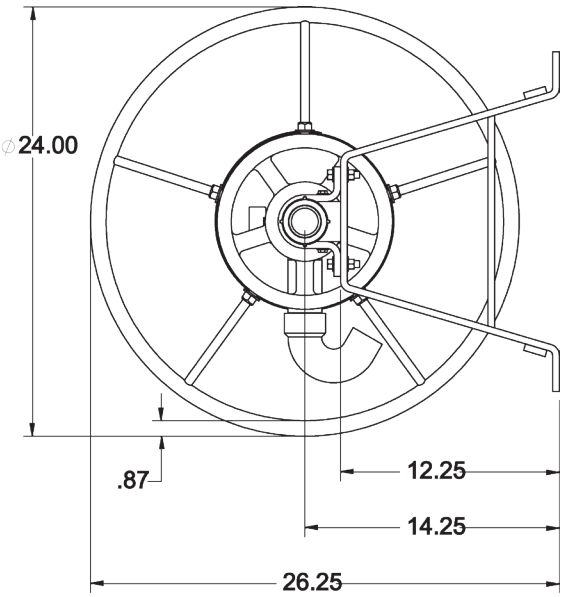

Features:
- greaseless swivel and reel bearings improve performance
- optional adapters (order separately):
  FM15S15F = 1½" FNPSH x 1½" MNST brass
  FM1515F = 1½" FNPT x 1½" MNST brass
- replacement inlet swivel joints at bottom of page

Hose Size and Capacity			Inlet Size	Outlet Size	*Steel* Part #
¾"	1"	1½"			
250'	150'	100'	1½" NPT	1½" NPT	***FD47IR-150-100***

Cover for Global Continuous Flow Hose Reel

Cover for	Dimensions	*Vinyl* Part #
FD47IR-150-100	22" x 24" x 24"	***FD47-C2***

Replacement Inlet Swivel Joint for FD47I-150-100

Features:
- ball-bearing swivel
- requires no lubrication
- **200 PSI**

Size	*Cast Brass* Part #
1½"	***CSSF150T***

MURDOCK industrial | Sales@MurdockIndustrial.com www.HoseWarehouse.com | Phone: 330-535-7105 Fax: 330-535-1125 | Skype: MurdockIndustrial

Continuous Flow Reels

Features:

- allows immediate and continuous flow of water at all times during deployment of hose
- one-person operation
- use with non-collapsible hose shown on page 749
- powder coated with an electrostatically-applied, thermally-fused, red polyester finish steel drum
- rims and universal mounting stand
- female NPT inlet with male NST (NH) hose thread outlet

A flexible connector assembly must be installed directly between the hose reel inlet hub and the water supply. *Failure to use the flexible connector assembly will void the warranty.*

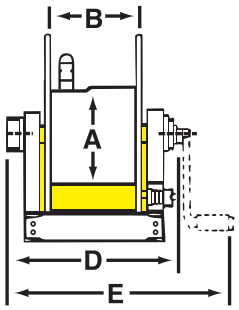

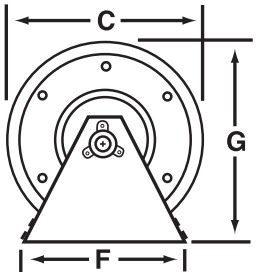

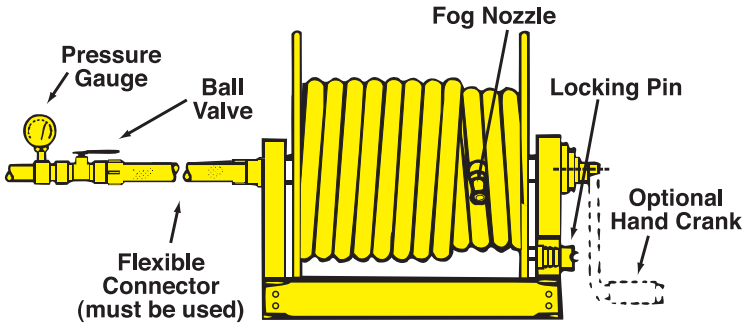

Hose Size and Capacity ¾"	1"	1½"	A	B	C	D	E	F	G	Inlet Size	Outlet Size	*Steel* Part #
150'	125'	---	10½"	11½"	24"	19¼"	24"	21¾"	26"	1"	1"	***CFR47-1-100***
250'	150'	100'	10½"	20½"	24"	28¼"	33"	21¾"	26"	1½"	1½"	***CFR47-150-100***
400'	300'	150'	10½"	28"	24"	35¾"	40½"	21¾"	26"	1½"	1½"	***CFR47-1-200***
---	---	200'	10½"	34"	24"	41¾"	46½"	21¾"	26"	1½"	1½"	***CFR47-150-200***

Optional Accessories

Description	Part #
1" x 18" flexible connector (male NPT x male NPT)	***DX2836***
1½" x 18" flexible connector (male NPT x male NPT)	***DX2839***
hand crank	***CFR-HC***
repair kit: contains O-ring, PTFE retaining ring for the inlet casting, spacer washer, and 2 steel retaining rings for the manifold	***CFR-RK***

Covers for Continuous Flow Hose Reels

Cover for	Dimensions H x W x D	*Vinyl* Part #
CFR47-1-100	26" x 20" x 26"	***CFR47-C1***
CFR47-1-200	26" x 36" x 26"	***CFR47-C2***
CFR47-150-100	26" x 29" x 26"	***CFR47-C3***
CFR47-150-200	26" x 42" x 26"	***CFR47-C4***

MURDOCK industrial | Sales@MurdockIndustrial.com www.HoseWarehouse.com | Phone: 330-535-7105 Fax: 330-535-1125 | Skype: MurdockIndustrial

Hump Racks

Features:
- compact, neat and economical method of storing collapsible hose
- pivot mounting permits rack to swing, preventing kinks and twists
- rugged steel construction provides long, dependable service
- red enamel finish for protection
- open sides allow faster drying to prevent mold and mildew
- wall mounting brackets are standard

Hose Size	Hose Capacity			*Steel*
	Synthetic	Single Jacket	Double Jacket	Part #
1½" - 1¾"	100'	50'	---	***FHHR-1***
1½" - 1¾"	150'	100'	50'	***FHHR-3***
2" - 2½"	100'	50'	---	***FHHR-2***
2" - 2½"	150'	100'	50'	***FHHR-4***
1½" - 1¾"	200'	150'	100'	***FHHR-5***

Covers for Hump Racks

Cover for	Dimensions	*Vinyl* Part #
FHHR-1 or FHHR-2	16" x 25½" x 6"	***FHHR-C***
FHHR-3 or FHHR-4	24" x 29½" x 6"	***FHHR-C4***
FHHR-5	33½" x 35½" x 6"	***FHHR-C5***

Hose Racks

Features:
- can be used for fire or water hose
- constructed from 12 gauge sheet steel
- provides compact and economical hose storage
- curved saddle design avoids sharp bends in the hose prolonging hose life
- red enamel finish

Hose Size	Hose Capacity			*Steel*
	Rack	Single Jacket	Double Jacket	Part #
1½" - 1¾"	50'	---	---	***HR1610-3***
1½" - 1¾"	100'	---	---	***HR1610-6***
1½" - 2½"	200'	150'	100'	***HR1610***
2" - 2½"	50'	---	---	***HR1610-4***

MURDOCK industrial | Sales@MurdockIndustrial.com www.HoseWarehouse.com | Phone: 330-535-7105 Fax: 330-535-1125 | Skype: MurdockIndustrial

Pin Rack Hose Assembly

Features:
- components include: rack nipple, UL **300 PSI** angle valve, semi-automatic fire hose pin rack, brass rack nozzle, and a length of 1½" pin rack hose
- UL listed and Factory Mutual approved
- per NFPA 1962, Chap. 4, in-service hose shall be un-racked and physically inspected at least annually

NST (NH) Thread	Hose	Part #
1½"	50'	***FHPR150-50CBF***
	75'	***FHPR150-75CBF***
	100'	***FHPR150-100CBF***

Semi Automatic Fire Hose Pin Racks

Features:
- red enameled steel
- holds up to 100' of either 1½" or 2½" rack hose
- 1½" is UL listed and Factory Mutual approved

Hose Size	For use with: Valve	Nipple	*Steel* Part #
1½"	AVF150	PRN150F	***FHPR150***
2½"	AVF250	PRN250F	***FHPR2515***

Covers for Pin Racks

Features:
- 10 oz. red vinyl with Velcro™ closures
- used on FHPR150, FHPR150-50CBF, FHPR150-75CBF, FHPR150-100CBF

Size	*Vinyl* Part #
25" x 30" x 6"	***PRC***

Pin Rack Nipples

Feature:
- finish: -C polished chrome plated

Male NPT	Male NST (NH)	*Brass* Part #
1½"	1½"	***PRN150F***
2½"	2½"	***PRN250F***

Pin Rack Wall Bracket

Application:
- used to support hose rack independent of a stand pipe valve

Aluminum Part #
PRWB

MURDOCK industrial | Sales@MurdockIndustrial.com www.HoseWarehouse.com | Phone: 330-535-7105 Fax: 330-535-1125 | Skype: MurdockIndustrial

FM

Steel Hose Cabinet

Features:

- red polyester coated finish on 18-gauge steel
- designed for wall installation, with or without legs, or free standing
- supplied with holes in the back for wall mounting and 1" pipe couplings on the bottom for adding legs
- Factory Mutual approved
- hose, accessories and mounting hardware not included
- furnished without legs, if legs required contact Dixon®

Steel Part #
HC30143

Dimensions

width	depth	height
60"	15"	48"

Basic Approved Equipment for Hose Cabinet

Examples			Quantity Required		
Part #	Description	Page #	Factory Mutual	UL & FIA	ISO
A525-50RAF [1]	2½" x 50' single jacket hose	733	4	5	5
A515-50RAF [1]	1½" x 50' single jacket hose	733	2	0	0
UPP250F [1]	Underwriters play pipe	750	0	2	2
BFN250NST [1]	2½" adjustable fog nozzle	752	2	0	0
BFN150NST [1]	1½" adjustable fog nozzle	752	1	0	0
HA2515F [1]	2½" x 1½" pin lug adapter	771	1	0	0
233	universal spanner	799	4	5	5
189	adjustable hydrant wrench	800	2	2	2
PHFA6	6 lb. fire axe	820	0	1	1
FCB48	crowbar	---	0	1	1
SW150 [1]	1½" hose coupling gasket	741, 742, 754, 785	4	5	5
SW250 [1]	2½" hose coupling gasket	741, 742, 754, 785, 792	2	0	0

[1] threads must be appropriate to the authority having jurisdiction

MURDOCK industrial | Sales@MurdockIndustrial.com www.HoseWarehouse.com | Phone: 330-535-7105 Fax: 330-535-1125 | Skype: MurdockIndustrial

Fire Jacket for Hose

Application:
- used to protect hose and hose assemblies, tubing, piping, wiring and cables from high temperatures, direct flame or molten splash

Features:
- helps maintain line temperature and reduce environmental overheating and overcooling
- meets flammability requirements of UL 94 HB & UL 94 V-0
- sleeving slides easily over hose and expands to go over fittings
- resistant to hydraulic fluids and lubricating oil
- iron oxide red color
- compounded silicone rubber coating over fiberglass
- completely non-asbestos, REACH - ROHS compliant
- supplied in 50' lengths
- temperature range: **-65°F** to **500°F (-54°C** to **260°C)**
- Made in USA

Nominal ID	Part #
¼"	***0610-4***
⅜"	***1010-6***
½"	***1310-8***
⅝"	***1610-10***
¾"	***1910-12***
⅞"	***2210-14***
1"	***2510-16***
1¼"	***3210-20***
1½"	***3810-24***
1¾"	***4510-28***
2"	***5110-32***
2½"	***6410-40***
3"	***7610-48***
4"	***10210-64***

Fire Jacket Tape

Application:
- used to seal the ends of fire jackets to prevent fraying and fluid wicking

Features:
- completely non-asbestos
- iron oxide red color
- temperature range: **-45°F** to **380°F (-45°C** to **200°C)**
- Made in USA

Size	Length	*Silicone Rubber* Part #
1"	12 yards	***FTH100***

Non Adhesive Fire Tape

Features:
- fiberglass coated silicone rubber
- fluid resistant to hydraulic fluids and lubricating oils
- should be installed in a spiral wrap utlizing 30% to 50% overlap
- iron oxide red color
- temperature range: **-65°F** to **500°F (-54°C** to **260°C)**
- Made in USA

Width	Length	*Fiberglass Coated Silicone Rubber* Part #
3"	50'	***4055-3***

MURDOCK industrial | Sales@MurdockIndustrial.com www.HoseWarehouse.com | Phone: 330-535-7105 Fax: 330-535-1125 | Skype: MurdockIndustrial

Industrial Fog Nozzles

Features:
- maximum operating pressure: **175 PSI** (water only) at **70°F (21°C)**
- delivers 30° - 60° - 90° fog pattern - shut-off - straight stream - fog
- UL listed and Factory Mutual approved for class A and B fires (except noted [1, 2])
- supplied with bumper

Size	Thread	90° Spray GPM @ 100 PSI	*Brass* Part #
¾"	GHT	---	***BFN75GHT*** [1]
¾"	NPSH	---	***BFN75***
1"	NPSH	**32**	***BFN100***
1½"	NPSH	**85**	***BFN150***
2"	NPSH	**108**	***BFN200*** [1, 2]
1"	NST (NH)	**32**	***BFN100NST***
1½"	NST (NH)	**85**	***BFN150NST***
2½"	NST (NH)	**205**	***BFN250NST*** [2]

[1] not UL Listed
[2] not Factory Mutual approved
- replacement washers can be found on page 741

Heavy Duty Industrial Fog Nozzles

Features:
- maximum operating pressure: **175 PSI** (water only) at **70°F (21°C)**
- delivers 30° - 60° - 90° fog pattern - shut-off - straight stream - fog
- UL listed and Factory Mutual approved
- New UL and FM approvals are pending due to change in standard UL 401
- Products are to be reapproved, data subject to change in coming months
- supplied with bumper

Size	Thread	90° Spray GPM @ 100 PSI	*Brass* Part #
1"	NPSH	---	***HFN100***
1½"	NPSH	**88 (+/-12)**	***HFN150***
1"	NST (NH)	---	***HFN100NST***
1½"	NST (NH)	**88 (+/-12)**	***HFN150NST***
1½"	NYFD	---	***HFN150NYFD***

- replacement washers can be found on page 741, flow rate chart on following page 753

High Pressure Industrial Fog Nozzles

Features:
- working pressure: **25** to **300 PSI** (water only) at **70°F (21°C)**
- combination straight stream and fog - shut-off - straight stream - fog
- Factory Mutual approved
- large one-piece rubber bumper with molded teeth
- knurled base

Size	Thread	90° Spray GPM @ 100 PSI	*Brass* Part #
1½"	NPSH	**117**	***HPFN150***
	NST (NH)	**117**	***HPFN150NST***

- replacement washers can be found on page 741, flow rate chart on following page 753

Electrical Fire All-Fog Nozzles

Features:
- maximum operating pressure: **100 PSI** (water only) at **70°F (21°C)**
- delivers 30° - 60° - 90° fog pattern - shutoff to 30° fog, adjustable to 90° fog
- UL listed and Factory Mutual approved for class C fires
- New UL and FM approvals are pending due to change in standard UL 401
- Products are to be reapproved, data subject to change in coming months
- supplied with bumper
- Use of this nozzle is not likely to prove hazardous when nozzle is held in excess of 10 feet from electrical apparatus and circuits not involving more than 250,000 volts.

Size	Thread	Wide Open GPM @ 100 PSI	*Brass* Part #
1½"	NST (NH)	**96**	***BFNE150NST***
	NPSH	**96**	***BFNE150***

- replacement washers can be found on page 741, flow rate chart on following page 753

MURDOCK industrial | Sales@MurdockIndustrial.com www.HoseWarehouse.com | Phone: 330-535-7105 Fax: 330-535-1125 | Skype: MurdockIndustrial

Fog Nozzles

Features:
- shutoff - straight stream - fog
- maximum operating pressure: **100 PSI** (water only) at **70°F (21°C)**
- brass stem

Size	Thread	90° Spray GPM @ 100 PSI	*Polycarbonate* [1] Part #	*Polycarbonate* [2] Part #
¾"	GHT	**8.0**	***FNB75GHT*** [3, 4]	---
¾"	NPS	**30.9**	***FNB75S*** [4]	---
1"	NPS	**11.4**	***FNB100S*** [4]	***FN100S***
1"	NPS	**30.9**	***HGB100S***	---
1½"	NPS	**83.6**	***FNB150S***	***FN150S***
1"	NST (NH)	**11.4**	***FNB100NST***	***FN100NST***
1"	NST (NH)	**30.9**	***HGB100NST***	---
1½"	NST (NH)	**83.6**	***FNB150NST***	***FN150NST***

[1] with bumper
[2] without bumper
[3] standard flow
[4] 120° spray GPM @100 PSI
- replacement washers can be found on page 741

with bumper

without bumper

Fog Nozzle Flow Rate Chart

Part Number	Inlet Pressure PSI	Inlet Pressure kPa	Straight Stream GPM	Straight Stream LPM	30° GPM	30° LPM	60° GPM	60° LPM	90° GPM	90° LPM
BFN100	**50**	(345)	18	(68)	21	(79)	24	(91)	27	(102)
	75	(517)	22	(83)	25	(95)	28	(106)	32	(121)
	100	(690)	24	(91)	28	(106)	32	(121)	36	(136)
BFN250	**50**	(345)	90	(341)	120	(454)	130	(492)	145	(549)
	75	(517)	100	(379)	140	(530)	150	(568)	180	(681)
	100	(690)	110	(416)	165	(625)	180	(681)	205	(776)
HFN100	**100**	(690)	25	(95)	---	---	---	---	---	---
HFN150	**100**	(690)	---	---	---	---	---	---	86	(326)
HPFN150	**275**	(1040)	---	---	---	---	---	---	130	(492)

Domestic Rack Nozzles

Features:
- maximum operating pressure: **100 PSI** (water only) at **70°F (21°C)**
- UL listed and Factory Mutual approved for class A and B fires
- New UL and FM approvals are pending due to change in standard UL 401
- Products are to be reapproved, data subject to change in coming months
- delivers 30° - 60° - 90° fog pattern - shut-off - straight stream - fog
- supplied without bumper

Size	Thread	Wide Open GPM @ 100 PSI	*Brass* Part #
1½"	NST (NH)	**100**	***BRN150NST***
	NPSH	**100**	***BRN150***

- replacement washers can be found on page 741

Global Rack Nozzles

Features:
- maximum operating pressure: **100 PSI** (water only) at **70°F (21°C)**
- UL listed and Factory Mutual approved for class A and B fires
- New UL and FM approvals are pending due to change in standard UL 401
- Products are to be reapproved, data subject to change in coming months
- delivers 30° - 60° - 90° fog pattern - shut-off - straight stream - fog
- supplied without bumper

Size	Thread	Wide Open GPM @ 100 PSI	*Brass* Part #
1½"	NST (NH)	**100**	***BRN150NST-I***
	NPSH	**100**	***BRN150S-I***

- replacement washers can be found on page 741

MURDOCK industrial | Sales@MurdockIndustrial.com www.HoseWarehouse.com | Phone: 330-535-7105 Fax: 330-535-1125 | Skype: MurdockIndustrial

Ball Shut-Offs

Features:
- full time swivel base ensures durable rubber-like handle can be positioned for easy operation
- maximum operating pressure: **100 PSI** (water only) at **70°F (21°C)**

Thread	Length	Waterway	*Cast Brass* Part #
1½" NST (NH)	4¾"	1⅜"	***BSO150NST***
1½" NPSH	4¾"	1⅜"	***BSO150S***

Replacement Part

Description	*Composite* Part #
replacement handle	***BSO150-H***

Nozzle Tips

Features:
- straight stream only
- maximum operating pressure: **100 PSI** (water only) at **70°F (21°C)**
- **74 GPM @ 100 PSI**

Thread	Length	Orifice	*Satin Brass* Part #
1" NST (NH)	4¾"	½"	***BNT100F***
1" NPSH	4¾"	½"	***BNT100S***
1½" NST (NH)	4⅜"	½"	***BNT150F***
1½" NPSH	4⅜"	½"	***BNT150S***

Plain Hose Nozzles

Features:
- finish: satin
- maximum operating pressure: **100 PSI** (water only) at **70°F (21°C)**

Size	Thread	Overall Length	Orifice	Replacement Gasket	*Brass* Previous Part #	*Brass* Part #
¾"	GHT	6"	1/4"	***KRW5***	500SN6	***BN6***
¾"	NPSH	6"	1/4"	***KRW5***	---	***BN7***
1"	NPSH	8"	5/16"	***KRW10***	---	***BN10***
1¼"	NPSH	10"	3/8"	***KRW15***	---	***BN12***
1½"	NPSH	10"	1/2"	***KRW20***	---	***BN15***
2"	NPSH	12"	9/16"	***SW200***	---	***BN20***
2½"	NPSH	12"	1"	***KRW35***	---	***BN25***
1"	NST (NH)	8"	5/16"	***SW100F***	---	***BN10F***
1½"	NST (NH)	10"	1/2"	***SW150***	---	***BN15F***
2½"	NST (NH)	12"	1"	***SW250***	---	***BN25F***
1½"	NYFD	10"	1/2"	***SW150***	---	***BN15NYFD***
2½"	NYFD	12"	1"	***SW250***	---	***BN25NYFD***

Twist Nozzles

Feature:
- maximum operating pressure **150 PSI** (water only)

Thread Size	Length	*Extruded Brass* Previous Part #	*Extruded Brass* Part #
¾" GHT	4"	---	***BTN75***
	4"	---	***500AN4*** [1]
	6¾"	500-AN7	***500AN7*** [1]

[1] imported

MURDOCK industrial | Sales@MurdockIndustrial.com www.HoseWarehouse.com | Phone: 330-535-7105 Fax: 330-535-1125 | Skype: MurdockIndustrial

Red Plain Hose Nozzles

Feature:
- maximum operating pressure: **100 PSI** (water only) at **70°F (21°C)**

Size	Thread	Length	Orifice	*Polycarbonate* Part #
1½"	NPSH	10"	½"	***PN15***
	NST (NH)	10"	½"	***PN15F***

UL Play Pipes with Tip

Application:
- often required in hydrant houses by Insurance Underwriters

Features:
- swivel handle, red marlin trim
- maximum operating pressure: **100 PSI** (water only) at **70°F (21°C)**
- UL listed and Factory Mutual approved
- ULT male thread specification: 2-3/16" ODM x 12 TPI
- comes standard with 1⅛" orifice tip

Size	Female Thread	Male Thread	Overall Length	*Brass* Part #
2½"	NST (NH)	ULT	30"	***UPP250F***
playpipe only				***UPP250F-SPEC***

Tips

Features:
- finish: satin
- maximum operating pressure: **100 PSI** (water only) at **70°F (21°C)**
- ULT male thread specification: 2-3/16" ODM x 12 TPI

Orifice	*Cast Brass* Part #
1⅛"	***UPPT***
1¼"	***UPPT125***
1½"	***UPPT150***
1¾"	***UPPT175***

Street Cleaning Nozzles

Feature:
- welded fabrication

Size	Connection	*Aluminum* Part #
2"	female cam	***200DBAL***
3"	female cam	***300DBAL***

MURDOCK industrial | Sales@MurdockIndustrial.com www.HoseWarehouse.com | Phone: 330-535-7105 Fax: 330-535-1125 | Skype: MurdockIndustrial

U.S. Coast Guard Approved AFFF / Water Fog Nozzles

CGSN150F

Application:
- designed for maximum efficiency with AFFF (Aqueous Film Forming Foams) or water on shipboard, offshore rigs and industrial applications

Features:
- corrosion resistant brass construction
- rubber-like bumper and handle for added protection
- Zytel (nylon) horseshoe handle
- double row of molded teeth for excellent fog pattern
- flush without shutting down
- constant gallonage in all fog and straight stream patterns
- combination fog and straight stream
- maximum operating pressure: **100 PSI** (water/AFFF only) at **70°F (21°C)**

CGSN151F

Thread NST (NH)	Description	Fog Flow GPM @100 PSI	Approval #	*Brass* Part #
1½"	nozzle	**95**	162.027/13/0	***CGSN150F***
	nozzle w/pistol grip	**95**	162.027/14/0	***CGSN151F***

- Gaskets are special order, please call 877.712.6179 for assistance.

Thread NPSH	Description	Fog Flow GPM @100 PSI	*Brass* Part #
1½"	nozzle	**95**	***CGSN150S***
	nozzle w/pistol grip	**95**	***CGSN151S***

U.S. Coast Guard Approved Fog Nozzles

Application:
- designed to US Coast Guard specifications for fighting fires with drafted water, required equipment for all commercial vessels under US registry

Features:
- maximum operating pressure: **100 PSI** (water/AFFF only) at **70°F (21°C)**
- corrosion resistant brass construction
- combination fog and straight stream for shipboard fire fighting
- applicator tips are available, consult Dixon® for pricing and availability

Thread	Fog Flow GPM @100 PSI	*Cast Brass* Part #
1½" NST	55	***CGN150NST***
2½" NST	108	***CGN250NST***

- Gaskets and tips are special order, please call 877.712.6179 for assistance.

MURDOCK industrial | Sales@MurdockIndustrial.com www.HoseWarehouse.com | Phone: 330-535-7105 Fax: 330-535-1125 | Skype: MurdockIndustrial

Omega™ Monitor

FM

Features:
- cast-in turning vanes for a more efficient flow
- 360° horizontal and 150° vertical travel
- friction loss: **10 PSI** at **800 GPM** (.7 bar at 3030 LPM)
- 4 bolt hole pattern on flange
- Factory Mutual approved

Size	Inlet	Outlet	Waterway	Flow	*Brass* Part #
17" x 11½"	3" flange	2½" MNST	3"	1250 GPM	***AK3526-300FL***

- For flange dimensions, diagrams and additional information please reference dixonvalve.com.

Monitor Nozzle

Features:
- fixed teeth
- combination Straight, Stream and Fog - no shutoff
- fixed gallonage master stream nozzle
- factory set at **500 GPM** (1900 lpm) field changeable to **300** or **700 GPM** (1140 or 2660 LPM)
- maximum operating pressure: **100 PSI** (water only)

Size	Thread	90° Spray GPM @ 100 PSI	*Brass* Part #
2½"	NST (NH)	500	***AK4450NST***

- Gaskets are special order, please call 877.712.6179 for assistance.

FirePro™ Monitor

FM

Features:
- seamless 2½" monitor - rated at 750 GPM
- carbon steel construction, stainless steel discharge tip and ball bearings
- 360° horizontal and 140° vertical travel
- red epoxy finish standard
- 150# ASA raised face 4" flange
- Factory Mutual approved

Size	Inlet	Outlet	Waterway	Flow GPM	*Carbon Steel* Part #
22" x 13"	4" flange	2½" MNST	2½"	**750**	***FP475S***

- Gaskets are special order, please call 877.712.6179 for assistance.
- For flange dimensions, diagrams and additional information please reference dixonvalve.com.

Master Stream Nozzles

Features:
- factory set at **500 GPM**
- featuring a straight stream to fog 'quick throw' pattern change
- constant gallonage

Size	Thread	Material	Part #
2½"	NST (NH) NST (NH)	*brass* *aluminum*	***FP500B*** [1] ***FP500A***

[1] Factory Mutual approved FM
- Gaskets are special order, please call 877.712.6179 for assistance.

MURDOCK industrial | Sales@MurdockIndustrial.com www.HoseWarehouse.com | Phone: 330-535-7105 Fax: 330-535-1125 | Skype: MurdockIndustrial

FM

Factory Mutual Approved Fog Nozzles

with bumper

without bumper

Features:
- brass stem with locking nut
- shutoff-straight-stream-fog
- wings on sleeve for ease of adjustment
- maximum operating pressure: **100 PSI** (water only) at **70°F (21°C)**
- Factory Mutual approved

Size	Thread	90° Spray GPM @ 100 PSI	*Polycarbonate* [1] Part #	*Polycarbonate* [2] Global Part #
¾"	GHT	**30.9**	***SL075GHT*** [3]	**---**
¾"	NPSH	**30.9**	***SL075*** [3]	**---**
1"	NPSH	**30.9**	***SL100*** [3]	***PFNB100S***
1½"	NPSH	**75.0**	***SL150***	***PFNB150S***
1"	NST (NH)	**30.9**	***SL100NST***	**---**
1½"	NST (NH)	**75.0**	***SL150NST***	***PFNB150NST***

[1] with bumper
[2] without bumper
[3] 120° spray on ¾" and 1"

Polycarbonate Electrical Fire All-Fog Nozzles

Features:
- opens and closes in a 30° fog pattern up to 120°- no straight stream
- maximum operating pressure: **100 PSI** (water only) at **70˚F (21˚C)**
- brass stem

Size	Thread	75° Spray GPM @ 100 PSI	*Polycarbonate* Part #
1½"	NPS	**92**	***FNBE150S***
	NST (NH)	**92**	***FNBE150NST***

Fog Nozzles Gaskets

Size	Thread	ID	OD	Thickness	*Buna-N* Part #
1"	NPSH	0.937"	1.234"	0.125"	***FNG100S***
1"	NPSH	1.000"	1.375"	0.125"	***HGG100S***
1½"	NPSH	1.500"	1.827"	0.125"	***FNG150S***
1"	NST (NH)	0.937"	1.281"	0.125"	***FNG100NST***
1"	NST (NH)	1.000"	1.375"	0.125"	***HGG100NST***
1½"	NST (NH)	1.510"	1.906"	0.125"	***FNG150NST***

- dimensions are nominal

MURDOCK industrial | Sales@MurdockIndustrial.com www.HoseWarehouse.com | Phone: 330-535-7105 Fax: 330-535-1125 | Skype: MurdockIndustrial

Constant Flow Fog Nozzles

Features:
- red polycarbonate with bumper and black plastic and steel stem
- provides consistent volume at any spray angle
- adjusts from straight stream to fog
- 1" and 1½" are ULC listed
- maximum operating pressure: **100 PSI** (water only) at **70°F (21°C)**

Size	Thread	90° Spray GPM @ 100 PSI	*Polycarbonate* Part #
¾"	GHT	**8**	***CFB75GHT***
1"	NPSH	**22**	***CFB100S***
1½"	NPSH	**75**	***CFB150S*** [1]
1½"	NPSH	**150**	***HGCFB150S*** [2]
2"	NPSH	**75**	***CFB2015S*** [1]
2"	NPSH	**150**	***CFB200S*** [2]
1"	NST (NH)	**22**	***CFB100NST***
1½"	NST (NH)	**75**	***CFB150NST*** [1]
1½"	NST (NH)	**150**	***HGCFB150NST*** [2]
2½"	NST (NH)	**150**	***CFB250NST*** [3]
2½"	NST (NH)	**215**	***HGCFB250NST*** [2, 4]

[1] standard flow
[2] high flow
[3] provided with handles

- gaskets located below
- NYF – New York Fire Dept. Thread 1½" (2.100 ODM X 8 TPI) — 2½" (3.030 ODM X 8 TPI)
- CF – Chicago Fire Dept. Thread 1½" (1.933 ODM X 11.5 TPI) — 2½" (2.990 ODM X 7.5 TPI)
- NYC – New York Corporation Thread 1½" (2.093 ODM X 11 TPI) — 2½" (3.000 ODM X 8 TPI)
- Also available CSA, BAT, NSS



2½" nozzle with handles



2½" nozzle without handles

1½" nozzle

Blue Refinery Fog Nozzles

Features:
- blue polycarbonate with bumper and black plastic and steel stem
- glass-filled
- provides consistent volume at any spray angle
- adjusts from Straight Stream to Fog
- resistant to petrochemicals
- maximum operating pressure: **100 PSI** (water only) at **70°F (21°C)**

Size	Thread	90° Spray GPM @ 100 PSI	*Polycarbonate* Part #
1½"	NPSH	**75**	***RNB150S***
	NST (NH)	**75**	***RNB150NST***

Gaskets

Application:
- used on constant flow and refinery fog nozzles

Size	Thread	ID	OD	Thickness	*Buna-N* Part #
1"	NPSH	0.900"	1.270"	0.125"	***CFG100S***
1½"	NPSH	1.510"	1.878"	0.125"	***CFG150S***
2"	NPSH	1.680"	2.340"	0.156"	***CFG200S***
1"	NST (NH)	0.900"	1.270"	0.125"	***CFG100NST***
1½"	NST (NH)	1.510"	1.906"	0.125"	***CFG150NST***
2½"	NST (NH)	2.250"	3.000"	0.187"	***CFG250NST***

- dimensions are nominal

MURDOCK industrial | Sales@MurdockIndustrial.com www.HoseWarehouse.com | Phone: 330-535-7105 Fax: 330-535-1125 | Skype: MurdockIndustrial

TriFlow Fog Nozzles

Features:
- corrosion resistant plated aluminum
- combination 170° fog and straight stream
- Venturi flow improves straight stream and gallonage
- no nozzle teeth eliminates fingers and voids in the spray pattern thus producing a dense fog

Size	Thread	GPM @ 100 PSI Straight Stream	*6061 T-6 Aluminum* Part #
1½"	NST	**60-100-140**	***TFN150NST-140***
	NPSH	**60-100-140**	***TFN150-140***
1½"	NST	**75-150-200**	***TFN150NST-200***
	NPSH	**75-150-200**	***TFN150-200***

Econo Fog Nozzles

Features:
- rugged, lightweight, corrosion resistant
- supplied without bumper
- for cabinet use, discourages theft
- for use up to 100 PSI (water only)

Size	Thread	Straight Stream @ 100 PSI	*6061-T6 Aluminum* Part #
1"	NPSH	56	***AFN100***
1"	NST	56	***AFN100NST***
1½"	NPSH	56	***AFN150***
1½"	NST	56	***AFN150NST***

Heavy Duty Constant Flow Fog Nozzles

Size	Thread	Length	GPM @ 100 PSI	*Fiberglass Reinforced Composite* Part #
1½"	NPSH	5"	**95**	***CFFR150***
	NST (NH)	5"	**95**	***CFFR150NST***

Garden Hose Nozzles

GHN75

GHN75-B

Features:
- offers two straight streams and one fog pattern [1]
- massive bumper specially formulated to resist damage and aging
- corrosion resistant hard coat

Size	Thread	GPM @ 40 PSI Straight Stream 1st	2nd	*6061-T6 Aluminum* Part #
¾"	GHT - without bumper	**1-2**	**3-4**	***GHN75***
	GHT - with bumper	**1-2**	**3-4**	***GHN75-B***

[1] fog pattern is **4-5 GPM @ 40 PSI**

MURDOCK industrial | Sales@MurdockIndustrial.com www.HoseWarehouse.com | Phone: 330-535-7105 Fax: 330-535-1125 | Skype: MurdockIndustrial

Break Apart Attack Nozzles

Application:
- low-cost, versatile, and easy-to-use nozzle for first responders in rural and suburban fire departments

Features:
- minimal training required to connect and operate the nozzle
- nozzle uses a 1½" coupler, provides **20-90 GPM** fog or straight stream flows at **100 PSI**
- nozzle can be separated from the shut off valve for extended hose lays and other uses
- meets or exceeds USDA Forestry Service standards

Size	Thread	*Aluminum* Part #
1"	NPSH NST (NH)	***ABN100S*** ***ABN100F***
1½"	NPSH NST (NH)	***ABN150S*** ***ABN150F***

Ball Shut-Off Nozzles - Bolted Style

Features:
- rugged and lightweight
- pistol grip
- hardcoated female swivel inlet and male outlet
- maximum operating pressure: **200 PSI** (water only) at **70°F (21°C)**

Size	Thread	Waterway	*Cast Aluminum* Part #
1½"	NST (NH) NPSH	1⅜" 1⅜"	***ACPSO150F*** ***ACPSO150***

Pistol Grip Adapters

Features:
- converts any standard fog nozzle to a well-balanced, easy to hold pistol grip fog nozzle making the job of holding high pressure lines easier
- full-time ball bearing swivel base
- corrosion resistant
- hardcoated per MIL-A-8625-F TYPE 111, (Polylube 1)

Size	Thread	*6061 T-6 Aluminum* Part #
1"	NST	***PGA100NST***
1½"	NST NPSH	***PGA150NST*** ***PGA150NPSH***
2½"	NST	***PGA250NST***

MURDOCK industrial | Sales@MurdockIndustrial.com www.HoseWarehouse.com | Phone: 330-535-7105 Fax: 330-535-1125 | Skype: MurdockIndustrial

Single Gallonage Shut-off Nozzles

Features:
- PTFE hard-coated for greater corrosion resistance and durability
- lightweight and easily maneuvered
- full-time ball bearing swivel base
- metal ball with non-stick Delrin® seats
- 1-1/16" waterway

Size	Thread	Constant GPM @ 100 PSI	*Aluminum* Part #
1"	NST	**95**	***BVSO100NST***
	NPSH	**95**	***BVSO100***
1½"	NST	**95**	***BVSO150NST***
	NPSH	**95**	***BVSO150***
	NST	**125**	***BVSO150NST-125***
	NPSH	**125**	***BVSO150-125***

Dual Gallonage Shut-off Nozzles

Features:
- PTFE hard-coated for greater corrosion resistance and durability
- lightweight and easily maneuvered
- full-time ball bearing swivel base
- metal ball with non-stick Delrin® seats
- 1-1/16" waterway

Size	Thread	Constant GPM @ 100 PSI	*Aluminum* Part #
1"	NST	**25 - 70**	***BVDSO100NST***
	NPSH	**25 - 70**	***BVDSO100***
1½"	NST	**25 - 70**	***BVDSO150NST***
	NPSH	**25 - 70**	***BVDSO150***

Adjustable Tri-Flo Selectable Gallonage Nozzles

Features:
- corrosion resistant plated with Neoprene bumper
- full-time ball bearing swivel base
- dense fog delivery with no voids or fingers in pattern
- metal ball with non-stick Delrin® seats

Size	Thread	Constant GPM @ 100 PSI	*Aluminum* Part #
1½"	NST	**60 - 100 - 140**	***BVTSO150NST***
	NPSH	**60 - 100 - 140**	***BVTSO150***
	NST	**75 - 150 - 200**	***BVTSO150NST-200***
	NPSH	**75 - 150 - 200**	***BVTSO150-200***
2½"	NST	**100 - 200 - 300**	***BVTSO250NST***

Global Forestry Fog Nozzles

Size	Thread	GPM @ 100 PSI Straight Stream 1st	2nd	*Anodized Aluminum* Part #
1½"	NPSH	**23.8**	**73.9**	***GFN150***
	NST (NH)	**37.6**	**95.0**	***GFN150NST***

MURDOCK industrial | Sales@MurdockIndustrial.com www.HoseWarehouse.com | Phone: 330-535-7105 Fax: 330-535-1125 | Skype: MurdockIndustrial

Forestry Fog Nozzles

Features:
- maroon hard-coated barrel allows for easy identification
- corrosion resistant plated
- dual flow rate nozzles offer two straight stream and two fog patterns
- combination fog and straight stream
- maximum operating pressure: **600 PSI** (water only) at **70°F (21°C)**

Size	Thread	GPM @ 100 PSI Straight Stream 1st	2nd	*6061-T6 Aluminum* Part #
¾"	GHT	**1-2**	**3-4** [1]	***FFN75GHT*** [1]
1"	NPSH	**12**	**25**	***FFN100*** [2, 4]
1½"	NPSH	**25**	**70**	***FFN150***
1"	NST (NH)	**12**	**25**	***FFN100NST***
1½"	NST (NH)	**25**	**70**	***FFN150NST*** [3, 4]

[1] GPM @ 40 PSI
[2] FFN100 meets USFS 5100-239A and NSN 4210-01-165-6603
[3] FFN150NST meets USFS 5100-107A and NSN 4210-01-167-1123
[4] both nozzles conform to Forestry Service specification 5100-239C and 5100-107a

FFN75GHT

FFN100

Forestry Grade Ball Shut-Off Nozzles

Features:
- NFPA1964 compliant
- hardcoated threads, acetal ball and rigid inlet
- maximum operating pressure: **600 PSI** at ambient temperature **70°F (21°C)**
- FSS specification 5100-238

Size	Thread	Waterway	*Anodized Aluminum* Part #
1"	NPSH	¾"	***FBSO100S***
1½"	NPSH	1"	***FBSO150S***
1"	NST (NH)	¾"	***FBSO100F***
1½"	NST (NH)	1"	***FBSO150F***

Forestry Grade Ball Shut-Off Pistol Grip

Features:
- NFPA1964 compliant
- hardcoated threads, acetal ball and full time live swivel inlet
- maximum operating pressure: **600 PSI** at ambient temperature **70°F (21°C)**
- FSS specification 5100-238

Size	Thread	Waterway	*Anodized Aluminum* Part #
1"	NPSH	¾"	***FBSO100S-PG***
1½"	NPSH	1"	***FBSO150S-PG***
1"	NST (NH)	¾"	***FBSO100F-PG***
1½"	NST (NH)	1"	***FBSO150F-PG***

Ball Shut-Off Nozzles Tips

Features:
- lightweight
- maximum operating pressure: **200 PSI** *(water only)* at ambient temperature **70°F (21°C)**
- ½" orifice standard, other sizes available, contact Dixon®

Size	Thread	Length	Orifice	*Anodized Aluminum* Part #
1"	NPSH	4"	½"	***ANT100***
1½"	NPSH	4¾"	½"	***ANT150***
1"	NST (NH)	4"	½"	***ANT100F***
1½"	NST (NH)	4¾"	½"	***ANT150F***

- Gaskets are special order, please call 877.712.6179 for assistance.

NPSH

NST

MURDOCK industrial | Sales@MurdockIndustrial.com www.HoseWarehouse.com | Phone: 330-535-7105 Fax: 330-535-1125 | Skype: MurdockIndustrial

Penetrator Nozzles

Features:
- designed with standard 1½" NPSH male hose threads that are converted to female thread for connection to the hose using a double female rigid connector
- ¼" discharge orifice generates a high velocity water jet that is effective against deep seated wildland fires
- maximum operating pressure: **200 PSI** (water only) at ambient temperature **70°F (21°C)**

Size	Thread	Length	Orifice	*Polycarbonate* Part #
1½"	NPSH NST (NH)	5½" 5½"	¼" ¼"	***PFN4005S*** ***PFN4005F***

Twin Tip Straight Stream Forestry Nozzles

Features:
- molded high strength red polycarbonate
- solid, one-piece reversible twin tip has ¼" and ⅜" orifices
- maximum operating pressure: **100 PSI** *(water only)* at ambient temperature **70°F (21°C)**

Size	Thread	Length with tip	Length without tip	Orifice of base nozzle	*Polycarbonate* Part #
1½"	NPSH NST (NH)	9" 9"	7½" 7½"	½" ½"	***PTTF150S*** ***PTTF150F***

Ball Shut-Off with Nozzle

Features:
- flexible design allows nozzle tip to be detached so a mating foam inductor can be inserted between the tip and shut-off valve
- lightweight
- black pistol grip shutoff with nozzle
- maximum operating pressure: **150 PSI** (water / AFFF only) at **70°F (21°C)**

Size	Body Color	Thread	GPM	*Polycarbonate* Part #
1½"	red orange	NPSH NST (NH)	30 30	***FNPSO150S-30*** ***FNPSO150F-30***
1½"	red orange	NPSH NST (NH)	70 70	***FNPSO150S-70*** ***FNPSO150F-70***

Ball Shut-Off Pistol Grips

Features:
- lightweight
- maximum operating pressure: **150 PSI** (water or AFFF only) at ambient temperature **70°F (21°C)**

Size	Thread	*Polycarbonate* Part #
1½"	NPSH NST (NH)	***PPSO150S*** ***PPSO150F***

MURDOCK industrial | Sales@MurdockIndustrial.com www.HoseWarehouse.com | Phone: 330-535-7105 Fax: 330-535-1125 | Skype: MurdockIndustrial

Adjust-A-Power Nozzle



Features:
- ideal for patio, auto and boat, driveway and garden
- produces 50% more power than twist nozzles
- does not require a washer
- leave nozzle in the open position when not in use
- brass construction with stainless steel bearings
- maximum operating pressure: **100 PSI** (water only) at ambient temperature **70°F (21°C)**

Thread Size	*Brass* Part #
¾" GHT	***AAPN75GHT***

Constant Flow Nozzle Displays

FNB75GHT-GD

CNB75GHT-GD

Features:
- shatterproof and UV resistant polycarbonate withstands tough environmental conditions
- seals used for true water shut off
- easy twist spray pattern adjustment
- sold in case quantity only (25 per case), with display

Thread	45° Spray GPM @ 100 PSI	Color	Global Part #
¾" GHT	25.1 25.1	green clear	***FNB75GHT-GD*** ***CNB75GHT-GD***

Constant Flow Nozzles with Bumper

GNB75GHT

CNB75GHT

Feature:
- can be used as a replacement nozzle in the display case ***FNB75GHT-GD***

Thread	45° Spray GPM @ 100 PSI	Color	*Plastic* Part #
¾" GHT	8.0 25.1	green clear	***GNB75GHT*** (domestic) ***CNB75GHT*** (global)

MURDOCK industrial | Sales@MurdockIndustrial.com www.HoseWarehouse.com | Phone: 330-535-7105 Fax: 330-535-1125 | Skype: MurdockIndustrial

Double Female Hex Adapters

Feature:
- other configurations are available, consult Dixon® for information

Female Thread	Female NST (NH) Thread	*Cast Brass* Part #
1½" NPT	1½"	***FFH1515F***
2½" NPT	2½"	***FFH2525F***
1½" NST (NH)	1½"	***FFH15F15F***
2½" NST (NH)	2½"	***FFH25F25F***

Female Thread	Female NYFD	*Cast Brass* Part #
1½" NYFD	1½"	***FFH15NYFD15NYFD***
1½" NPT	1½"	***FFH1515NYFD***
2½" NPT	2½"	***FFH2525NYFD***

Female Thread	Female Thread	*Cast Brass* Part #
1½" NPT	1½" NPSH	***FFH15T15S***

Female Rocker Lug - Suction Adapter with Poly Screen

Feature:
- suction intake with strainer screen

Female NST (NH) Thread	Female NPT Thread	*Cast Brass* Part #
2½"	1½"	***RSFSA25F15T***
	2"	***RSFSA25F20T***
	2½"	***RSFSA250F***
	3"	***RSFSA25F30T***

- All adapters are made to approved Dixon® specifications.
- Replacement washers can be found on page 785

MURDOCK industrial | Sales@MurdockIndustrial.com www.HoseWarehouse.com | Phone: 330-535-7105 Fax: 330-535-1125 | Skype: MurdockIndustrial

(Open Snoot) Female Swivel Adapters - Pin Lug

Features:
- double female rigid hexagon to swivel connection, rigid end thread is always NPT, hose thread is on swivel end
- finishes: -P polished, -C polished chrome plated
- other configurations are available, consult Dixon® for information

Female Swivel Thread	Female Rigid Thread	*Cast Brass* Part #
1½" NST (NH)	1½" NPT	***SF150F***
1½" NPSH	1½" NPT	***SF150S***
2½" NST (NH)	1½" NPT	***SF25F15T***
2½" NST (NH)	2" NPT	***SF25F20T***
2½" NYFD	2½" NPT	***SF250NYFD***
2½" NST (NH)	2½" NPT	***SF250F***
2½" NST (NH)	2½" NPT	***SF250F-P***
2½" NST (NH)	2½" NPT	***SF250F-C***
2½" NPSH	2½" NPT	***SF250S***
2½" NST (NH)	3" NPT	***SF25F30T***
3" NST (NH)	3" NPT	***SF300F***
3" NYFD	3" NPT	***SF300NYFD***
4" NST (NH)	4" NPT	***SF400F***

Domestic Female Swivel Adapters - Pin Lug

Feature:
- other configurations are available, consult Dixon® for information

Female NST (NH) Swivel Thread	Female Rigid NPT Thread	*Cast Brass* Part #
1½"	1½"	***SF150F-D***
2½"	2½"	***SF250F-D***
	2"	***SF25F20T-D***

(Open Snoot) Female Swivel Adapters - Rocker Lug

Feature:
- other configurations are available, consult Dixon® for information

Female NST (NH) Thread	Female Rigid NPT Thread	*Cast Brass* Part #
1½"	1½"	***RSF150F***
2½"	1½"	***RSF25F15T***
	2"	***RSF25F20T***
	2½"	***RSF250F***
	3"	***RSF25F30T***

- All adapters are made to approved Dixon® specifications.
- Replacement washers can be found on page 785

MURDOCK industrial | Sales@MurdockIndustrial.com www.HoseWarehouse.com | Phone: 330-535-7105 Fax: 330-535-1125 | Skype: MurdockIndustrial

Double Female Swivels

Pin Lug

Female NPSH Thread	Female NPSH Thread	*Cast Brass* Part #
1½" 2½"	1½" 2½"	***DFP1515*** ***DFP2525***

Female NST (NH) Thread	Female NST (NH) Thread	*Cast Brass* Part #
1½" 2½"	1½" 2½"	***DFP1515F*** ***DFP2525F***

Female NST (NH) Thread	Female NPSH Thread	*Cast Brass* Part #
1½" 2½"	1½" 2½"	***DFP15F15S*** ***DFP25F25S***

Female NYFD Thread	Female NYFD Thread	*Cast Brass* Part #
1½" 2½"	1½" 2½"	***DFP15NYFD15NYFD*** ***DFP25NYFD25NYFD***

Rocker Lug

Female NPSH Thread	Female NPSH Thread	*Cast Brass* Part #
1½" 2½"	1½" 2½"	***DFR1515*** ***DFR2525***

Female NST (NH) Thread	Female NST (NH) Thread	*Cast Brass* Part #
1½" 2½"	1½" 2½"	***DFR1515F*** ***DFR2525F***

Domestic Double Female Swivels - Pin Lug

Female NST (NH) Thread	Female NST (NH) Thread	*Cast Brass* Part #
1½" 2½"	1½" 2½"	***DFP1515F-D*** ***DFP2525F-D***

- Replacement washers can be found on page 785

MURDOCK industrial | Sales@MurdockIndustrial.com | www.HoseWarehouse.com | Phone: 330-535-7105 | Fax: 330-535-1125 | Skype: MurdockIndustrial

Aluminum Swivel Female x Rigid Female Adapters - Rocker Lug Style N53

Female NPSH Swivel Thread	Female Rigid NPT Thread	*Aluminum Extrusion - Anodized* Part #
1½"	1½"	***N53-15S15T***
2"	2"	***N53-20S20T***
3"	3"	***N53-30S30T***
6"	6"	***N53-60S60T***

Female NPSH Swivel Thread	Female Rigid NPSH Thread	*Aluminum Extrusion - Anodized* Part #
1½"	1½"	***N53-15S15S***

Female NST (NH) Swivel Thread	Female Rigid NPT Thread	*Aluminum Extrusion - Anodized* Part #
1½"	1½"	***N53-15F15T***
2½"	2"	***N53-25F20T***
	2½"	***N53-25F25T***
	3"	***N53-25F30T***
	4"	***N53-25F40T***
4"	4"	***N53-40F40T***
4½"	4"	***N53-45F40T***
	6"	***N53-45F60T***
5"	6"	***N53-50F60T***
6"	6"	***N53-60F60T***

Female NST (NH) Swivel Thread	Female Rigid NST Thread	*Aluminum Extrusion - Anodized* Part #
1½"	1½"	***N53-15F15F***
2½"	1½"	***N53-25F15F***
	2½"	***N53-25F25F***
	6"	***N53-25F60F***
4"	4"	***N53-40F40F***
6"	4½"	***N53-60F45F***

- All adapters are made to approved Dixon® specifications.
- Replacement washers can be found on page 785

MURDOCK industrial | Sales@MurdockIndustrial.com www.HoseWarehouse.com | Phone: 330-535-7105 Fax: 330-535-1125 | Skype: MurdockIndustrial

Fire Fittings & Accessories

Double Swivel Female Adapters - Rocker Lug
Style N35

Female NPSH Swivel Thread	Female NPSH Swivel Thread	*Aluminum Extrusion - Anodized* Part #
1"	1"	***N35-10S10S***
1½"	1½"	***N35-15S15S***
2½"	2½"	***N35-25S25S***
3"	3"	***N35-30S30S***

Female NST (NH) Swivel Thread	Female NST (NH) Swivel Thread	*Aluminum Extrusion - Anodized* Part #
1"	1"	***N35-10F10F***
1½"	1½" 2½"	***N35-15F15F*** ***N35-15F25F***
2½"	2½"	***N35-25F25F***
4"	4"	***N35-40F40F***
4½"	4½"	***N35-45F45F***
5"	5"	***N35-50F50F***
6"	6"	***N35-60F60F***

Female NPSH Swivel Thread	Female NST Swivel Thread	*Aluminum Extrusion - Anodized* Part #
1"	1" 1½"	***N35-10S10F*** ***N35-10S15F***
1½"	1½"	***N35-15S15F***
2"	2½"	***N35-20S25F***
2½"	2½"	***N35-25S25F***

Aluminum Double Female Swivel Adapters - Long Handle
Style N57

Female NST (NH) Thread	Male NST (NH) Thread	*Aluminum Extrusion - Anodized* Part #
4½"	6"	***N57-45F60F***
5"	5" 6"	***N57-50F50F*** ***N57-50F60F***
6"	6"	***N57-60F60F***

- All adapters are made to approved Dixon® specifications.
- Replacement washers can be found on page 785

MURDOCK industrial | Sales@MurdockIndustrial.com www.HoseWarehouse.com | Phone: 330-535-7105 Fax: 330-535-1125 | Skype: MurdockIndustrial

Hydrant Adapters - Pin Lug

Feature:
- other configurations are also available, consult Dixon® for information

Female Thread	Male Thread	*Cast Brass* Part #
1½" NPSH	¾" GHT	***HA15S76***
	¾" NPSH	***HA15S75***
	¾" NPT	***HA15S75T***
	1" NPSH	***HA15S10S***
	1" NPT	***HA15S10T***
	1½" NPT	***HA15S15T***
	1½" NST (NH)	***HA15S15F***
1½" NPT	1½" NPSH	***HA15T15S***
	1½" NST (NH)	***HA15T15F***
1½" NST (NH)	¾" GHT	***HA1576***
	¾" NPSH	***HA1575***
	¾" NPT	***HA1575T***
	1" NPSH	***HA1510***
	1" NST (NH)	***HA1510F***
	1" NPT	***HA1510T***
	1½" NPSH	***HA1515***
	1½" NPT	***HA1515T***
	1½" NST (NH)	***HA1515F***
	2½" NST (NH)	***HA1525F***
2" NPSH	1½" NPSH	***HA20S15S***
	1½" NPT	***HA20S15T***
	1½" NST (NH)	***HA20S15F***
	2½" NST (NH)	***HA20S25F***
2" NPT	2½" NST (NH)	***HA20T25F***
2" NST (NH)	2½" NST (NH)	***HA2025F***
2½" NPSH	1" NPT	***HA25S10T***
	1½" NPSH	***HA25S15S***
	1½" NPT	***HA25S15T***
	1½" NST (NH)	***HA25S15F***
	2½" NST (NH)	***HA25S25F***
2½" NST (NH)	¾" GHT	***HA2576***
	¾" NPT	***HA2575T***
	1" NPSH	***HA2510***
	1" NST (NH)	***HA2510F***
	1" NPT	***HA2510T***
	1½" NPSH	***HA2515***
	1½" NST (NH)	***HA2515F***
	1½" NPT	***HA2515T***
	2" NPSH	***HA2520***
	2" NST (NH)	***HA2520F***
	2" NPT	***HA2520T***
	2½" NPSH	***HA2525***
	2½" NST (NH)	***HA2525F***
	2½" NPT	***HA2525T***
	3" NPSH	***HA2530***
	3" NST (NH)	***HA2530F***
	3" NPT	***HA2530T***
3" NPSH	2½" NST (NH)	***HA30S25F***
	2½" NPT	***HA30S25T***
3" NST (NH)	1½" NPSH	***HA3015S***
	1½" NST (NH)	***HA3015F***
	2½" NST (NH)	***HA3025F***
4" NST (NH)	2½" NST (NH)	***HA4025F***
4½" NST (NH)	2½" NST (NH)	***HA4525F***

reducer

same size

increaser

- All adapters are made to approved Dixon® specifications.
- Replacement washers can be found on page 785

MURDOCK industrial | Sales@MurdockIndustrial.com www.HoseWarehouse.com | Phone: 330-535-7105 Fax: 330-535-1125 | Skype: MurdockIndustrial

Hydrant Adapters - Rocker Lug

Features:
- finishes: -C polished chrome plated
- other configurations are also available, consult Dixon® for information

reducer

reducer - chrome plated

same size

Female Thread	Male Thread	*Cast Brass* Part #
1½" NST (NH)	¾" NST (NH)	***RHA1576***
	1" NST (NH)	***RHA1510***
	1" NST (NH)	***RHA1510F***
	1" NPT	***RHA1510T***
	1½" NPSH	***RHA1515***
	1½" NST (NH)	***RHA1515F***
	1½" NPT	***RHA1515T***
	2" NPSH	***RHA1520***
	2½" NST (NH)	***RHA1525F***
1½" NPSH	¾" NPT	***RHA15S75T***
	1" NPSH	***RHA15S10***
	1" NPT	***RHA15S10T***
	1½" NST (NH)	***RHA15S15F***
	1½" NPT	***RHA15S15T***
1½" NPT	1½" NST (NH)	***RHA15T15F***
2" NST (NH)	2½" NST (NH)	***RHA2025F***
2½" NST (NH)	¾" GHT	***RHA2576***
	1" NPSH	***RHA2510***
	1" NST (NH)	***RHA2510F***
	1" NPT	***RHA2510T***
	1½" NPSH	***RHA2515***
	1½" NST (NH)	***RHA2515F***
	1½" NPT	***RHA2515T***
	2" NST (NH)	***RHA2520F***
	2" NPT	***RHA2520T***
	2½" NPT	***RHA2525T***
	3" NPT	***RHA2530T***
2½" NPSH	1½" NPSH	***RHA25S15***
	1½" NST (NH)	***RHA25S15F***
2½" NPT	2½" NST (NH)	***RHA25T25F***
3" NST (NH)	2½" NST (NH)	***RHA3025F***

Female x Male Adapters - Long Handle Style N56

Female NST (NH) Thread	Male NST (NH) Thread	*Aluminum Extrusion - Anodized* Part #
4"	2½"	***N56-40F25F***
4½"	4"	***N56-45F40F***
5"	2½"	***N56-50F25F***
6"	4½"	***N56-60F45F***
	6"	***N56-60F60T*** [1]

[1] female NST (NH) x male NPT

- All adapters are made to approved Dixon® specifications.
- Replacement washers can be found on page 785

MURDOCK industrial | Sales@MurdockIndustrial.com www.HoseWarehouse.com | Phone: 330-535-7105 Fax: 330-535-1125 | Skype: MurdockIndustrial

Hydrant Adapters - Pin Lugs (New York Threads)

Features:
- NYFD thread = 3.031 x 8 TPI
- NYC thread = 3.00 x 8 TPI
- other configurations are also available, consult Dixon® for information

reducer

Female NYFD Thread	Male Thread	*Cast Brass* Part #
1½"	¾" GHT	***HA15NYFD76***
2½"	¾" NPT	***HA25NYFD75T***
	¾" GHT	***HA25NYFD76***
	1½" NPSH	***HA25NYFD15S***
	1½" NST (NH)	***HA25NYFD15F***
	1½" NPT	***HA25NYFD15T***
	1½" NYFD	***HA25NYFD15NYFD***
	2" NPT	***HA25NYFD20T***
	2½" NST (NH)	***HA25NYFD25F***

same size

increaser

Female NYC Thread	Male Thread	*Cast Brass* Part #
2½"	¾" GHT	***HA25NYC76***
	1" NPT	***HA25NYC10T***
	1½" NPT	***HA25NYC15T***
	2" NPT	***HA25NYC20T***

Hazmat Adapters - Pin Lugs

Feature:
- divides single stream into double stream

Female NST Thread	Male Thread	*Cast Brass* Part #
1½"	(2) ¾" GHT	***HHA1576***
2½"	(2) ¾" GHT	***HHA2576***

Domestic Hydrant Adapters - Pin Lug

Feature:
- other configurations are available, consult Dixon® for information

Female NST (NH)Thread	Male Thread	*Cast Brass* Part #
1½"	¾" GHT	***HA1576-D***
2½"	1" NPT	***HA2510T-D***
	1½" NST (NH)	***HA2515F-D***
	1½" NPT	***HA2515T-D***
	¾" GHT	***HA2576-D***

- All adapters are made to approved Dixon® specifications.
- Replacement washers can be found on page 785

MURDOCK industrial | Sales@MurdockIndustrial.com www.HoseWarehouse.com | Phone: 330-535-7105 Fax: 330-535-1125 | Skype: MurdockIndustrial

Hydrant Adapters - Rocker Lug

Features:
- use with water
- maximum working pressure: **100 PSI** at **70°F (21°C)**

Female Thread	Male Thread	*Polycarbonate* Part #
1½" NPSH	1½" NST (NH)	***POLYHA15S15F***
2½" NST (NH)	¾" GHT 1½" NPSH 1½" NST (NH) 2" NPT	***POLYHA2576*** ***POLYHA2515*** ***POLYHA2515F*** ***POLYHA2520T***

Domestic Female to Male Hex Nipples

reducer

same size

increaser

Feature:
- other configurations are available, consult Dixon® for information

Female Thread	Male Thread	*Cast Brass* Part #
1" NPT	1½" NST (NH)	***FM1015F-D***
1½" NPT	1½" NST (NH) 2½" NST (NH)	***FM1515F-D*** ***FM1525F-D***
1½" NST (NH)	1½" NPSH 1½" NPT 2½" NST (NH)	***FM15F15S-D*** ***FM15F15T-D*** ***FM15F25F-D***
1½" NPSH	1½" NST (NH) 1½" NPT	***FM15S15F-D*** ***FM15S15T-D***
2" NPT	1½" NST (NH)	***FM2015F-D***
2½" NPT	2½" NST (NH)	***FM2525F-D***
2½" NST (NH)	1½" NST (NH) 1½" NPT 2½" NPT	***FM25F15F-D*** ***FM25F15T-D*** ***FM25F25T-D***

- All adapters are made to approved Dixon® specifications.
- Replacement washers can be found on page 785

MURDOCK industrial | Sales@MurdockIndustrial.com www.HoseWarehouse.com | Phone: 330-535-7105 Fax: 330-535-1125 | Skype: MurdockIndustrial

Single Male Outlet with Hex (open snoot)

Application:
- used to connect fire hose to a standpipe or sprinkler system

Features:
- finishes: -P polished, -C polished chrome plated
- other sizes, threads and configurations are available, consult Dixon® for information

Female NPT Thread	Male Thread	*Cast Brass* Part #
2½"	2½" NST (NH) 2½" NST (NH)	***MOC250F-P*** ***MOC250F-C***
3"	2½" NST (NH) 2½" NST (NH) 3" NST (NH)	***MOC3025F-P*** ***MOC3025F-C*** ***MOC300F-P***

Female NPT Thread	Male Thread	*Cast Brass* Part #
2½"	2½" NYC 2½" NYFD	***MOC250NYC-P*** ***MOC250NYFD-P***

polished

polished chrome plated

Female to Male Hex Nipples

Feature:
- other configurations are also available, consult Dixon® for information

Female Thread	Male Thread	*Cast Brass* Part #
¾" GHT	1" NPT	***FM7610T***
1" NPSH	¾" GHT	***FM10S76***
1" NPT	¾" GHT 1" NPSH 1" NST (NH) 1½" NPSH 1½" NST (NH)	***FM1076*** ***FM1010*** ***FM1010F*** ***FM1015*** ***FM1015F***
1" NST (NH)	1" NPT	***FM10F10T***
1½" NPT	1½" NPSH 1½" NST (NH) 2½" NST (NH)	***FM1515*** ***FM1515F*** ***FM1525F***
1½" NST (NH)	1½" NPSH 1½" NPT 2" NPT 2½" NPT 2½" NST (NH) 1½" NST (NH)	***FM15F15S*** ***FM15F15T*** ***FM15F20T*** ***FM15F25T*** ***FM15F25F*** ***FM15F15F***
1½" NPSH	1½" NST (NH) 1½" NPT 2" NPT	***FM15S15F*** ***FM15S15T*** ***FM15S20T***
2" NPSH	1½" NPSH 1½" NST (NH) 1½" NPT 2" NPT 2½" NST (NH)	***FM20S15*** ***FM20S15F*** ***FM20S15T*** ***FM20S20T*** ***FM20S25F***
2" NPT	1½" NPSH 1½" NST (NH) 2" NPSH 2½" NST (NH)	***FM2015*** ***FM2015F*** ***FM2020*** ***FM2025F***
2½" NST (NH)	¾" NPT 1" NPT 1½" NST (NH) 1½" NPT 2" NPT	***FM25F75T*** ***FM25F10T*** ***FM25F15F*** ***FM25F15T*** ***FM25F20T***
2½" NPT	1½" NST (NH) 2½" NPSH 2½" NST (NH)	***FM2515F*** ***FM2525*** ***FM2525F***

Table continued on next page

reducer

same size



increaser

- All adapters are made to approved Dixon® specifications.
- Replacement washers can be found on page 785

MURDOCK industrial | Sales@MurdockIndustrial.com www.HoseWarehouse.com | Phone: 330-535-7105 Fax: 330-535-1125 | Skype: MurdockIndustrial

Female to Male Hex Nipples

reducer

same size


increaser

Table continued from previous page

Female Thread	Male Thread	*Cast Brass* Part #
2½" NST (NH)	2½" NST (NH) 2½" NPT 3" NST (NH) 3" NPT 2½" NPSH	***FM25F25F*** ***FM25F25T*** ***FM25F30F*** ***FM25F30T*** ***FM25F25S***
2½" NPT	2½" NPT	***FM2525T***
2½" NPSH	2½" NST (NH) 2½" NPT	***FM25S25F*** ***FM25S25T***
3" NPT	2½" NST (NH) 2½" NPT 3" NST (NH)	***FM3025F*** ***FM3025T*** ***FM3030F***
3" NST (NH)	2½" NST (NH) 2½" NPT 3" NPT	***FM30F25F*** ***FM30F25T*** ***FM30F30T***
3" NPSH	2½" NST (NH)	***FM30S25F***
4" NPT	2½" NST (NH) 4" NST (NH) 4½" NST (NH)	***FM4025F*** ***FM4040F*** ***FM4045F***
4" NST (NH)	4" NPT	***FM40F40T***
4½" NST (NH)	4" NPT	***FM45F40T***
6" NPT	6" NST (NH)	***FM6060F***
6" NST (NH)	6" NPT	***FM60F60T***

Female to Male Hex Nipples (New York Threads)

reducer

same size


increaser

Features:
- NYFD thread = 3.031 x 8 TPI
- NYC thread = 3.00 x 8 TPI
- other configurations are available, consult Dixon® for information

Female Thread	Male Thread	*Cast Brass* Part #
1½" NPT	1½" NYFD	***FM1515NYFD***
1½" NST (NH)	1½" NYFD	***FM15F15NYFD***
1½" NYFD	1½" NST (NH) 1½" NPT	***FM15NYFD15F*** ***FM15NYFD15T***

Female Thread	Male Thread	*Cast Brass* Part #
2½" NPT	2½" NYC 2½" NYFD	***FM2525NYC*** ***FM2525NYFD***
2½" NST (NH)	2½" NYC 2½" NYFD	***FM25F25NYC*** ***FM25F25NYFD***
2½" NYC	2½" NST (NH) 2½" NPT	***FM25NYC25F*** ***FM25NYC25T***
2½" NYFD	2½" NST (NH) 2½" NPT	***FM25NYFD25F*** ***FM25NYFD25T***

Female NYFD Thread	Male Thread	*Cast Brass* Part #
2½"	1½" NPT 2" NPT 3" NPT	***FM25NYFD15T*** ***FM25NYFD20T*** ***FM25NYFD30T***

- All adapters are made to approved Dixon® specifications.
- Replacement washers can be found on page 785

MURDOCK industrial | Sales@MurdockIndustrial.com www.HoseWarehouse.com | Phone: 330-535-7105 Fax: 330-535-1125 | Skype: MurdockIndustrial

Female x Male Adapters - Rocker Lug Style N37

Female Thread	Male Thread	*Aluminum Extrusion - Anodized* Part #
¾" GHT	1" NST (NH)	***N37-07G10F***
	1" NPSH	***N37-07G10S***
	1" NPT	***N37-07G10T***
	1½" NST (NH)	***N37-07G15F***
	1½" NPSH	***N37-07G15S***
1" NST	¾" GHT	***N37-10F07G***
	1" NPSH	***N37-10F10S***
	1" NPT	***N37-10F10T***
	1½" NST (NH)	***N37-10F15F***
	1½" NPSH	***N37-10F15S***
	2½" NST (NH)	***N37-10F25F***
1" NPSH	¾" GHT	***N37-10S07G***
	¾" NPSH	***N37-10S07S***
	1" NST (NH)	***N37-10S10F***
	1" NPT	***N37-10S10T***
	1½" NST (NH)	***N37-10S15F***
	1½" NPSH	***N37-10S15S***
1" NPT	1" NST	***N37-10T10F***
1½" NST (NH)	¾" GHT	***N37-15F07G***
	¾" NPT	***N37-15F07T***
	1" NST (NH)	***N37-15F10F***
	1" NPSH	***N37-15F10S***
	1" NPT	***N37-15F10T***
	1½" NST (NH)	***N37-15F15F***
	1½" NPSH	***N37-15F15S***
	1½" NPT	***N37-15F15T***
	2" NPT	***N37-15F20T***
	2½" NST (NH)	***N37-15F25F***
1½" NPSH	¾" GHT	***N37-15S07G***
	1" NST (NH)	***N37-15S10F***
	1½" NST (NH)	***N37-15S15F***
	1½" NPT	***N37-15S15T***
	2" NPT	***N37-15S20T***
1½" NPT	1½" NST (NH)	***N37-15T15F***
	1½" NPSH	***N37-15T15S***
	2½" NST (NH)	***N37-15T25F***
2" NPSH	¾" GHT	***N37-20S07G***
	1½" NST (NH)	***N37-20S15F***
	1½" NPSH	***N37-20S15S***
	2" NPT	***N37-20S20T***
	2½" NST (NH)	***N37-20S25F***
2" NPT	1½" NST (NH)	***N37-20T15F***
	1½" NPSH	***N37-20T15S***
	2½"NST (NH)	***N37-20T25F***

reducer

same size

increaser

Table continued on next page

- All adapters are made to approved Dixon® specifications.
- Replacement washers can be found on page 785

MURDOCK industrial | Sales@MurdockIndustrial.com www.HoseWarehouse.com | Phone: 330-535-7105 Fax: 330-535-1125 | Skype: MurdockIndustrial

Female x Male Adapters - Rocker Lug (continued)
Style N37

Table continued from previous page

reducer

same size

increaser

Female Thread	Male Thread	*Aluminum Extrusion - Anodized* Part #
2½" NST (NH)	¾" GHT	***N37-25F07G***
	¾" NPT	***N37-25F07T***
	1" NPT	***N37-25F10T***
	1½" NST (NH)	***N37-25F15F***
	1½" NPSH	***N37-25F15S***
	1½" NPT	***N37-25F15T***
	2" NPT	***N37-25F20T***
	2½" NST (NH)	***N37-25F25F***
	2½" NPSH	***N37-25F25S***
	2½" NPT	***N37-25F25T***
	3" NST (NH)	***N37-25F30F***
	3" NPT	***N37-25F30T***
2½" NPSH	1½" NPSH	***N37-25S15S***
	2½" NST (NH)	***N37-25S25F***
	2½" NPT	***N37-25S25T***
2½" NPT	1½" NPSH	***N37-25T15S***
	2½" NST (NH)	***N37-25T25F***
	3" NPT	***N37-25T30T***
3" NST (NH)	1½" NST (NH)	***N37-30F15F***
	2½" NST (NH)	***N37-30F25F***
	3" NPT	***N37-30F30T***
	2½" NST (NH)	***N37-30S25F***
3" NPT	2½" NST (NH)	***N37-30T25F***
	2½" NPT	***N37-30T25T***
4" NST (NH)	2½" NST (NH)	***N37-40F25F***
	4" NST (NH)	***N37-40F40F***
	4" NPT	***N37-40F40T***
	6" NST (NH)	***N37-40F60F***
4" NPT	2½" NST (NH)	***N37-40T25F***
	4" NST (NH)	***N37-40T40F***
	4½" NST (NH)	***N37-40T45F***
4½" NST (NH)	2½" NST (NH)	***N37-45F25F***
	4" NST (NH)	***N37-45F40F***
	4" NPT	***N37-45F40T***
	5" NST (NH)	***N37-45F50F***
5" NST (NH)	4½" NST (NH)	***N37-50F45F***
	5" NPT	***N37-50F50T***
	6" NST (NH)	***N37-50F60F***
5" NPSH	6" NST (NH)	***N37-50S60F***
5" NPT	5" NST (NH)	***N37-50T50F***
6" NST (NH)	4" NPT	***N37-60F40T***
	5" NST (NH)	***N37-60F50F***
	6" NPT	***N37-60F60T***
6" NPT	4" NST (NH)	***N37-60T40F***
	6" NST (NH)	***N37-60T60F***

- All adapters are made to approved Dixon® specifications.
- Replacement washers can be found on page 785

MURDOCK industrial | Sales@MurdockIndustrial.com www.HoseWarehouse.com | Phone: 330-535-7105 Fax: 330-535-1125 | Skype: MurdockIndustrial

Brass Female Swivel to Male Adapters

Pin Lug

Female NST (NH) Thread	Male NPT Thread	*Cast Brass* Part #
1½"	1½"	***SM150F***
2½"	1½" 2" 2½" 3"	***SM25F15T*** ***SM25F20T*** ***SM250F*** ***SM25F30T***
4"	4"	***SM400F***

Female NPSH Thread	Male NPT Thread	*Cast Brass* Part #
1½" 2" 2½"	1½" 2" 2½"	***SM150S*** ***SM200S*** ***SM250S***

Female Thread	Male NST (NH) Thread	*Cast Brass* Part #
1½" NPSH 2½" NST (NH)	1½" 3"	***SM15S15F*** ***SM25F30F***

Female Thread	Male NPT Thread	*Cast Brass* Part #
1½" NYFD 2½" NYFD	1½" 2½"	***SM150NYFD*** ***SM250NYFD***



Rocker Lug

Female Thread	Male NPT Thread	*Cast Brass* Part #
1½" NST (NH)	1½"	***RSM150F***
1½" NPSH	1½"	***RSM150S***
2½" NST (NH)	2" 2½" 3"	***RSM25F20T*** ***RSM250F*** ***RSM25F30T***

Domestic Male Swivel Adapters - Pin Lug

Female NST (NH) SwivelThread	Male NPT Thread	*Cast Brass* Part #
1½"	1½"	***SM150F-D***
2½"	2½" 2" 3"	***SM250F-D*** ***SM25F20T-D*** ***SM25F30T-D***



- All adapters are made to approved Dixon® specifications.
- Replacement washers can be found on page 785

MURDOCK industrial | Sales@MurdockIndustrial.com www.HoseWarehouse.com | Phone: 330-535-7105 Fax: 330-535-1125 | Skype: MurdockIndustrial

Male Rocker Lug - Suction with Poly Screen

Feature:
- suction intake with strainer screen

Female NST (NH) Thread	Male NPT Thread	*Cast Brass* Part #
2½"	2" 2½" 3"	***RSMSA25F20T*** ***RSMSA250F*** ***RSMSA25F30T***

Male Rocker Lug - Suction with Zinc Screen

Feature:
- suction intake with zinc strainer screen - excellent to use before backflow preventers

Female NST (NH) Thread	Male NPT Thread	*Cast Brass* Part #
2½"	2" 2½" 3"	***RSMSA25F20T-Z*** ***RSMSA250F-Z*** ***RSMSA25F30T-Z***

Male Rocker Lug - Suction with Poly Screen

Feature:
- suction intake with strainer screen

Female NST (NH) Thread	Male NPT Thread	*Aluminum* Part #
2½"	2" 2½"	***ARSMSA25F20T*** ***ARSMSA250F***

- All adapters are made to approved Dixon® specifications.
- Replacement washers can be found on page 785

MURDOCK industrial | Sales@MurdockIndustrial.com www.HoseWarehouse.com | Phone: 330-535-7105 Fax: 330-535-1125 | Skype: MurdockIndustrial

Female Swivel to Male Adapters - Rocker Lug
Style N54

Female Swivel Thread	Male RigidThread	*Aluminum Extrusion - Anodized* Part #
1½" NST (NH)	1½" NST (NH) 1½" NPT 2½" NST (NH)	***N54-15F15F*** ***N54-15F15T*** ***N54-15F25F***
1½" NPSH	1½" NPSH 1½" NPT	***N54-15S15S*** ***N54-15S15T***
2½" NST (NH)	1½" NST (NH) 1½" NPT 2" NPT 2½" NST (NH) 2½" NPT 3" NPT	***N54-25F15F*** ***N54-25F15T*** ***N54-25F20T*** ***N54-25F25F*** ***N54-25F25T*** ***N54-25F30T***
2½" NPSH	2" NPT	***N54-25S20T***
3" NPSH	3" NPT	***N54-30S30T***
4" NST (NH)	4" NST (NH) 4" NPT 6" NST (NH)	***N54-40F40F*** ***N54-40F40T*** ***N54-40F60F***
4½" NST (NH)	4" NPT 6" NPT	***N54-45F40T*** ***N54-45F60T***
6" NST (NH)	6" NPT	***N54-60F60T***

Female Swivel to Male Adapters - Long Handle
Style N54L

Female NST Thread	Male Thread	*Aluminum Extrusion - Anodized* Part #
2½" 4" 4½"	2½" NST (NH) 6" NST (NH) 4" NPT	***N54L-25F25F*** ***N54L-40F60F*** ***N54L-45F40T***
6"	4" NPT 5" NST (NH) 6" NPT	***N54L-60F40T*** ***N54L-60F50F*** ***N54L-60F60T***

- All adapters are made to approved Dixon® specifications.
- Replacement washers can be found on page 785

MURDOCK industrial | Sales@MurdockIndustrial.com www.HoseWarehouse.com | Phone: 330-535-7105 Fax: 330-535-1125 | Skype: MurdockIndustrial

Double Male Hex Nipples

Feature:

- other configurations are available, consult Dixon® for information

reducer

same size

increaser

Male Thread	Male Thread	*Cast Brass* Part #
¾" NPT	1½" NPSH	***DMH7515***
	1½" NST (NH)	***DMH7515F***
1" NPT	¾" GHT	***DMH1076***
	1" NPSH	***DMH1010***
	1" NST (NH)	***DMH1010F***
	1½" NPSH	***DMH1015***
	1½" NST (NH)	***DMH1015F***
	2½" NST (NH)	***DMH1025F***
1½" NPSH	1½" NPSH	***DMH15S15S***
1½" NPT	1" NPSH	***DMH1510***
	1" NST (NH)	***DMH1510F***
	1½" NPSH	***DMH1515***
	1½" NPT	***DMH1515T***
	1½" NST (NH)	***DMH1515F***
	2" NPSH	***DMH1520***
	2½" NST (NH)	***DMH1525F***
1½" NST (NH)	1½" NPSH	***DMH15F15S***
	1½" NST (NH)	***DMH15F15F***
	2½" NST (NH)	***DMH15F25F***
2" NPT	1½" NPSH	***DMH2015***
	1½" NST (NH)	***DMH2015F***
	2" NPSH	***DMH2020***
	2½" NPSH	***DMH2025***
	2" NPT	***DMH2020T***
	2½" NST (NH)	***DMH2025F***
2½" NPT	1½" NPSH	***DMH2515***
	1½" NST (NH)	***DMH2515F***
	2" NPSH	***DMH2520***
	2½" NPSH	***DMH2525***
	2½" NST (NH)	***DMH2525F***
	2½" NPT	***DMH2525T***
	3" NPSH	***DMH2530***
	3" NPT	***DMH2530T***
	3" NST (NH)	***DMH2530F***
2½" NST (NH)	2½" NST (NH)	***DMH25F25F***
	3" NST (NH)	***DMH25F30F***
3" NPT	2½" NPSH	***DMH3025***
	2½" NST (NH)	***DMH3025F***
	3" NPSH	***DMH3030***
	3" NST (NH)	***DMH3030F***
	3" NPT	***DMH3030T***
4" NPT	4" NPSH	***DMH4040***
4" NST (NH)	4" NST	***DMH40F40F***
4" NPT	4" NST (NH)	***DMH4040F***
	4½" NST (NH)	***DMH4045F***
	4" NPT	***DMH4040T***
5" NPT	5" NST (NH)	***DMH5050F***
6" NPT	4½" NST (NH)	***DMH6045F***
	6" NST (NH)	***DMH6060F***
	6" NPSH	***DMH6060***
	6" NPT	***DMH6060T***

- All adapters are made to approved Dixon® specifications.

MURDOCK industrial | Sales@MurdockIndustrial.com www.HoseWarehouse.com | Phone: 330-535-7105 Fax: 330-535-1125 | Skype: MurdockIndustrial

Double Male Hex Adapters (NYFD Threads)

Feature:

- other configurations are available, consult Dixon® for information

Male Thread	Male NYFD Thread	*Cast Brass* Part #
1½" NPT	1½"	***DMH1515NYFD***
1½" NST (NH)	1½"	***DMH15F15NYFD***
1½" NPT	2½"	***DMH1525NYFD***
2" NPT	2½"	***DMH2025NYFD***
2½" NPT	1½"	***DMH2515NYFD***
2½" NPT	2½"	***DMH2525NYFD***

reducer

Male NST (NH) Thread	Male NYFD Thread	*Cast Brass* Part #
2½"	2½"	***DMH25F25NYFD***

same size

Male NYFD Thread	Male NYFD Thread	*Cast Brass* Part #
1½"	1½"	***DMH15NYFD15NYFD***
2½"	2½"	***DMH25NYFD25NYFD***

- NYFD thread: 3.031 x 8 TPI

increaser

- All adapters are made to approved Dixon® specifications.

MURDOCK industrial | Sales@MurdockIndustrial.com www.HoseWarehouse.com | Phone: 330-535-7105 Fax: 330-535-1125 | Skype: MurdockIndustrial

Domestic Double Male Hex Adapters

reducer

same size

increaser

Feature:
- other configurations are available, consult Dixon® for information

Male Thread	Male Thread	*Cast Brass* Part #
1" NPT	1" NST (NH) 1½" NST (NH)	***DMH1010F-D*** ***DMH1015F-D***
1½" NPT	1½" NPSH 1½" NST (NH) 2½" NST (NH)	***DMH1515-D*** ***DMH1515F-D*** ***DMH1525F-D***
1½" NST (NH)	1½" NST (NH) 1½" NPSH 2½" NST (NH)	***DMH15F15F-D*** ***DMH15F15S-D*** ***DMH15F25F-D***
2" NPT	1½" NST (NH) 2" NPSH 2½" NST (NH)	***DMH2015F-D*** ***DMH2020-D*** ***DMH2025F-D***
2½" NPT	1½" NST (NH) 2½" NST (NH)	***DMH2515F-D*** ***DMH2525F-D***
2½" NST (NH)	2½" NST (NH)	***DMH25F25F-D***
3" NPT	2½" NST (NH) 3" NST (NH)	***DMH3025F-D*** ***DMH3030F-D***
4" NPT	4½" NST (NH)	***DMH4045F-D***
6" NPT	6" NST (NH)	***DMH6060F-D***

Double Male Adapters

Feature:
- other configurations are available, consult Dixon® for information

Pin Lug

Male Thread	Male Thread	*Cast Brass* Part #
1½" NST (NH)	1½" NST (NH) 1½" NPT	***DMP1515F*** ***DMP15F15T***
1½" NPSH	1½" NPSH 1½" NPT	***DMP1515*** ***DMP15S15T***
1½" NST (NH)	1½" NPSH	***DMP15F15S***
2½" NST (NH)	2½" NST (NH) 2½" NPSH 2½" NPT	***DMP2525F*** ***DMP25F25S*** ***DMP25F25T***
2½" NPSH	2½" NPSH	***DMP2525***

Rocker Lug

Male Thread	Male Thread	*Cast Brass* Part #
1½" NST (NH)	1½" NST (NH) 1½" NPT 1½" NPSH	***DMR1515F*** ***DMR15F15T*** ***DMR15F15S***
1½" NPSH	1½" NPSH 1½" NPT	***DMR1515*** ***DMR15S15T***
2½" NST (NH)	2½" NST (NH)	***DMR2525F***
2½" NPSH	2½" NPSH	***DMR2525***

- All adapters are made to approved Dixon® specifications.

MURDOCK industrial | Sales@MurdockIndustrial.com www.HoseWarehouse.com | Phone: 330-535-7105 Fax: 330-535-1125 | Skype: MurdockIndustrial

Double Male Adapters - Rocker Lug Style N36

Male NST (NH)Thread	Male Thread	*Aluminum Extrusion - Anodized* Part #
1"	1" NST (NH)	***N36-10F10F***
1½"	1½" NST (NH)	***N36-15F15F***
	2" NPT	***N36-15F20T***
	2½" NST (NH)	***N36-15F25F***
2½"	2½" NST (NH)	***N36-25F25F***
	3" NST (NH)	***N36-25F30F***
	3" NPT	***N36-25F30T***
	4" NST (NH)	***N36-25F40F***
	4" NPT	***N36-25F40T***
	4½" NST (NH)	***N36-25F45F***
3"	3" NST (NH)	***N36-30F30F***
4"	4" NST (NH)	***N36-40F40F***
4½"	4½" NST (NH)	***N36-45F45F***
6"	6" NST (NH)	***N36-60F60F***

same size

Male NPT Thread	Male Thread	*Aluminum Extrusion - Anodized* Part #
1½"	1½" NST (NH)	***N36-15T15F***
	2½" NST (NH)	***N36-15T25F***
2"	2" NPT	***N36-20T20T***
	2½" NST (NH)	***N36-20T25F***
2½"	2½" NST (NH)	***N36-25T25F***
	3" NPT	***N36-25T30T***
	4" NPT	***N36-25T40T***
3"	3" NST (NH)	***N36-30T30F***
4"	4" NST (NH)	***N36-40T40F***
	4½" NST (NH)	***N36-40T45F***
5"	6" NPT	***N36-50T60T***
6"	6" NST (NH)	***N36-60T60F***

increaser

Male NPSH Thread	Male Thread	*Aluminum Extrusion - Anodized* Part #
1"	1" NPSH	***N36-10S10S***
1½"	1½" NST (NH)	***N36-15S15F***
	1½" NPSH	***N36-15S15S***
	1½" NPT	***N36-15S15T***
	2" NPSH	***N36-15S20S***
2½"	2½" NST (NH)	***N36-25S25F***
	2½" NPSH	***N36-25S25S***

Cam and Groove Hydrant Adapters

Features:

- pin lugs allow for easy connection using standard spanner and hydrant wrenches on pages 799 - 802
- supplied with a Buna-N washer in the threaded end

FemaleNST (NH) Thread	Male Adapter	*Brass* Part #	*Aluminum* Part #
1½"	1½"	***HA1515ADP***	***AHA1515ADP***
2½"	2½"	***HA2525ADP***	***AHA2525ADP***

Replacement Washers

ID	OD	Thickness	*Buna-N* Part #
1-9/16"	2-1/16"	1/8"	***SW150***
2-9/16"	3-3/16"	3/16"	***SW250***

- All adapters are made to approved Dixon® specifications.

MURDOCK industrial | Sales@MurdockIndustrial.com www.HoseWarehouse.com | Phone: 330-535-7105 Fax: 330-535-1125 | Skype: MurdockIndustrial

Cam and Groove x NST

Features:
- powder coated aluminum adapter
- for suction and low pressure discharge only
- other sizes, configurations and materials available, contact Dixon® for information

Type A x Female NST (NH)

Adapter Size	Female NST (NH)Thread	*Aluminum* Part #
1½"	1½"	***G150-A-ALNST***
2½"	2½"	***G250-A-ALNST***
3"	2½"	***3025-A-ALNST***

Type B x Male NST (NH)

Feature:
- Buna seals standard

Coupler Size	Male NST (NH) Thread	*Aluminum* Part #
1½"	1½"	***G150-B-ALNST***
2"	1½"	***2015-B-ALNST***
2½"	2½"	***G250-B-ALNST***
3"	2½"	***3025-B-ALNST***

Type D x Female NST (NH)

Feature:
- Buna seals standard

Coupler Size	Female NST (NH) Thread	*Aluminum* Part #
1½"	1½"	***G150-D-ALNST***
2"	2½"	***2025-D-ALNST***
2½"	2½"	***G250-D-ALNST***
3"	2½"	***3025-D-ALNST***

Type F x Male NST (NH)

Adapter Size	Male NST (NH) Thread	*Aluminum* Part #
1½"	1½"	***G150-F-ALNST***
2"	2½"	***2025-F-ALNST***
2½"	2½"	***G250-F-ALNST***
3"	2½"	***3025-F-ALNST***

MURDOCK industrial | Sales@MurdockIndustrial.com www.HoseWarehouse.com | Phone: 330-535-7105 Fax: 330-535-1125 | Skype: MurdockIndustrial

Brass Caps

Pin Lug

Features:
- finishes: -P polished, -C polished chrome plated
- NOT intended for pressure applications - for debris and thread protection only

NST (NH) Thread	*Cast Brass* Part #
1½"	***FC150F*** ***FC150F-P*** ***FC150F-C***
2"	***FC200F***
2½"	***FC250F*** ***FC250F-P*** ***FC250F-C***
3"	***FC300F***
4"	***FC400F***
4½"	***FC450F***
6"	***FC600F***

NPSH Thread	*Cast Brass* Part #
1½"	***FC150***
2"	***FC200***
2½"	***FC250***
3"	***FC300***
4"	***FC400***
6"	***FC600***

Rocker Lug

Feature:
- finishes: -P polished, -C polished chrome plated

NST (NH) Thread	*Cast Brass* Part #
1"	***RFC100F***
1½"	***RFC150F***
2½"	***RFC250F*** ***RFC250F-C***

NPSH Thread	*Cast Brass* Part #
¾"	***RFC075***
1"	***RFC100***
1½"	***RFC150***
2"	***RFC200***
2½"	***RFC250***

Brass Test Caps

Features:
- pet cock port supplied with ⅛" NPT
- drain cock port supplied with ¼" NPT

NST (NH) Thread	*Brass* Part #
2½"	***NST250TC***

MURDOCK industrial | Sales@MurdockIndustrial.com www.HoseWarehouse.com | Phone: 330-535-7105 Fax: 330-535-1125 | Skype: MurdockIndustrial

Aluminum Caps with Cable

Rocker Lug

Features:
- other configurations are available, consult Dixon® for information, not all configurations are stocked
- aircraft cable (coated) included

Size	Thread	*Extruded Hardcoated Aluminum* Part #
1"	NST (NH)	***CAP100F-C***
1½"		***CAP150F-C***
2"		***CAP200F-C***
2½"		***CAP250F-C***
3"		***CAP300F-C***
4"		***CAP400F-C***
4½"		***CAP450F-C***
5"		***CAP500F-C***
6"		***CAP600F-C***
1"	NPSH	***CAP100S-C***
1½"		***CAP150S-C***
2"		***CAP200S-C***
2½"		***CAP250S-C***

Long Handle

NST (NH) Thread	*Extruded Hardcoated Aluminum* Part #
4"	***CAP400F-C-LH***
4½"	***CAP450F-C-LH***
5"	***CAP500F-C-LH***
6"	***CAP600F-C-LH***

Aluminum Test Caps

Feature:
- supplied with ¼" NPT drill and tap

Size	Thread	*Aluminum* Part #
1½"	NST (NH)	***CAP150FABS***
2"		***CAP200FABS***
2½"		***CAP250FABS***
3"		***CAP300FABS***
4"		***CAP400FABS***
4½"		***CAP450FABS***
5"		***CAP500FABS***
6"		***CAP600FABS***
1½"	NPSH	***CAP150SABS***
2"		***CAP200SABS***
2½"		***CAP250SABS***
3"		***CAP300SABS***
4"		***CAP400SABS***
4½"		***CAP450SABS***
5"		***CAP500SABS***
6"		***CAP600SABS***

MURDOCK industrial | Sales@MurdockIndustrial.com www.HoseWarehouse.com | Phone: 330-535-7105 Fax: 330-535-1125 | Skype: MurdockIndustrial

Thermoplastic Caps

Caps with Chain

Application:
- prevents entry of foreign material and protects male outlet threads on valves and hydrants

Feature:
- NOT intended to be pressurized

Size	Thread	*Polycarbonate* Part #
1½"	NPSH NST (NH)	***PFCW150*** ***PFCW150F***
2" 2½" 3"	NPSH NST (NH) NST	***PFCW200*** ***PFCW250F*** ***PFCW300F***

Pressurizable Cap with Chains

Feature:
- can be pressurized to **300 PSI**

Size	Thread	*Polycarbonate* Part #
2½"	NST (NH) Thread	***PFC250F***

Hydrant Caps

Features:
- 1⅛" pentagonal nut with weep hole
- gasket not included

NST (NH) Thread	*Polycarbonate* Part #
2½" 4" 4½"	***PFCW250F-Y*** ***PFCW400F-Y*** ***PFCW450F-Y***

Universal Hose Cap

Features:
- universal push on - pull off cap protects all threads by gripping the valve or outlet on the inside of the waterway
- NOT intended to be pressurized

Size	*Polycarbonate* Part #
2½"	***PFC250U***

MURDOCK industrial | Sales@MurdockIndustrial.com www.HoseWarehouse.com | Phone: 330-535-7105 Fax: 330-535-1125 | Skype: MurdockIndustrial

Breakable Caps

Polycarbonate

Application:
- prevents entry of foreign material and protects female threads on pin lug fire department inlet connections

Feature:
- used on pin lug females

Size	*Polycarbonate* Part #
2½"	***PBC250***

Aluminum



Features:
- for use on fire department inlet connections
- prevents entry of foreign matter and protects female threads
- breakable ears feature permits fast hose connection
- two eyebolts with nuts for attachment to female pin lug swivel
- painted red finish

Size	*Aluminum* Part #
2½"	***ABC250***

Specialty Caps

Domestic Caps - Pin Lug

Feature:
- other sizes, threads, and finishes available, call Dixon® for information

Size	Thread	*Brass* Part #
1½" 2½"	NST (NH)	***FC150F-D*** ***FC250F-D***

Note: jack chains with S-hooks can be found on page 172

Hydrant Caps

IHC250F

IHC450F

Features:
- pentagon fire hydrant cap
- supplied with chain and ring

Size	Thread	*Iron* Part #
2½" 4½"	NST (NH) NST (NH)	***IHC250F*** ***IHC450F***

Note: jack chains with S-hooks can be found on page 172

MURDOCK industrial | Sales@MurdockIndustrial.com www.HoseWarehouse.com | Phone: 330-535-7105 Fax: 330-535-1125 | Skype: MurdockIndustrial

Specialty Caps

Plugs with Cable - Rocker Lug

Feature:
- -NC: no cable option available

Size	*Extruded Hardcoated Aluminum* NST (NH) Part #	NPSH Part #
1½"	***PLUG150F-C***	***PLUG150S-C***
2½"	***PLUG250F-C***	***PLUG250S-C***
3"	***PLUG300F-C***	***PLUG300S-C***
4"	***PLUG400F-C***	---
4½"	***PLUG450F-C***	---
5"	***PLUG500F-C***	---
6"	***PLUG600F-C***	---

Cap Test Gauges

Application:
Used for testing hose or static pressure on hydrants or trucks

Features:
- rocker lug swivel
- petcock to release pressure
- supplied with a 0-300 PSI glycerine 3½" diameter gauge

NST (NH) Thread	*Hardcoated Aluminum* Part #
1½"	***AFC150F-TGWP***
2½"	***AFC250F-TGWP***

FDC Plugs

Features:
- fits standard 2½" NST (NH) female swivel
- withstands wide range of temperatures from **-4°F** to **200°F** (**-20°C** to **93°C**)
- 1⅛" pentagonal nut with weep hole to allow for drainage
- removed from FDC with adjustable hydrant wrench

Size	Thread	*Polycarbonate* Part #
1½"	NST (NH)	***PP150F*** NEW
2½"	NST (NH)	***PP250F***
2½	NYFD	***PP250NYFD*** NEW

Adjust-A-Plug

Features:
- molded red polycarbonate protective plug for swivel connections up to 2½"
- two adjustable metal plates installed in the back of the plug can be mated with your local thread
- plug can be easily removed with a fire department spanner wrench

Polycarbonate Part #
PAP250

front

back

MURDOCK industrial | Sales@MurdockIndustrial.com www.HoseWarehouse.com | Phone: 330-535-7105 Fax: 330-535-1125 | Skype: MurdockIndustrial

Brass Plugs

Pin Lug

Features:
- finishes: -P polished, -C polished chrome plated
- NOT intended for pressure applications - for debris and thread protection only

NST (NH) Thread	*Cast Brass* Part #
1½"	***FP150F*** ***FP150F-P*** ***FP150F-C***
2½"	***FP250F*** ***FP250F-P*** ***FP250F-C***
3"	***FP300F***
4" 4½"	***FP400F*** ***FP450F***
NPSH Thread	***Cast Brass*** Part #
1½" 2½"	***FP150*** ***FP250***

Rocker Lug

Feature:
- finishes: -P polished, -C polished chrome plated

NST (NH) Thread	*Cast Brass* Part #
1½" 2½"	***RFP150F*** ***RFP250F***

Domestic Plugs - Pin Lug

NST (NH) Thread	*Brass* Part #
1½" 2½"	***FP150F-D*** ***FP250F-D***

Brass Replacement Swivels and Accessories

Features:
- replacement brass swivels for Dixon® fire department connections
- swivel comes with gasket, set screw and ball bearings needed to install on FDC
- other configurations are available, contact Dixon® for information

Size	Female Thread	*Brass* Part #
2½"	NPSH (2.84x8) NST (NH) (3.07x7.5) NYC/BA (3.00x8) NYFD (3.03x8)	***PSNP250S*** ***PSNP250NST*** ***PSNP250NYC*** ***PSNP250NYFD***
3"	NST (NH) NYFD	***PSNP300NST*** ***PSNP300NYFD***

- 2½" requires 50 ball bearings, 3" requires 58 ball bearings

Replacement Parts

4600300001

Description	Part #
2½" gasket	***SW250***
3" gasket	***SW300F***
ball bearings	***4600300001***
set screw	***4601100418***

MURDOCK industrial | Sales@MurdockIndustrial.com www.HoseWarehouse.com | Phone: 330-535-7105 Fax: 330-535-1125 | Skype: MurdockIndustrial

FSA-Storz x Rigid Female

Features:

- for use wherever a non-valved, locking coupling is required
- anodized components per MIL-A-8625 Type III Class 1
- Buna-N gaskets
- working pressure: **150 PSI** at **70°F (21°C)**
- cast aluminum lock lever assembly on 4", 5" and 6"

Storz x NST (NH) Female

Storz Size	NST (NH) Female Thread	*6061-T6 Forged Alumium* Part #
1½"	1½"	***FSA1515F***
2"	1½"	***FSA2015F***
	2½"	***FSA2025F***
2½"	2½"	***FSA2525F***
3"	2½"	***FSA3025F***
4"	2½"	***FSA4025F***
	3"	***FSA4030F***
	4"	***FSA4040F***
	4½"	***FSA4045F***
	5"	***FSA4050F***
	6"	***FSA4060F***
5"	2½"	***FSA5025F***
	3"	***FSA5030F***
	4"	***FSA5040F***
	4½"	***FSA5045F***
	5"	***FSA5050F***
	6"	***FSA5060F***
6"	6"	***FSA6060F***

Storz x NPT Female

Storz Size	NPT Female Thread	*6061-T6 Forged Alumium* Part #
1½"	1"	***FSA1510T***
	1½"	***FSA1515T***
2"	1½"	***FSA2015T***
	2"	***FSA2020T***
2½"	1½"	***FSA2515T***
	2"	***FSA2520T***
	2½"	***FSA2525T***
	3"	***FSA2530T***
3"	3"	***FSA3030T***
4"	3"	***FSA4030T***
	4"	***FSA4040T***
	6"	***FSA4060T***
5"	3"	***FSA5030T***
	4"	***FSA5040T***
	5"	***FSA5050T***
	6"	***FSA5060T***
6"	4"	***FSA6040T***
	6"	***FSA6060T***

Storz x NPSH Female

Storz Size	NPSH Female Thread	*6061-T6 Forged Alumium* Part #
1½"	1½"	***FSA1515S***
2"	1½"	***FSA2015S***
2½"	2½"	***FSA2525S***
4"	4"	***FSA4040S***

- All adapters are made to approved Dixon® specifications.
- Replacement washers can be found on page 798

MURDOCK industrial | Sales@MurdockIndustrial.com www.HoseWarehouse.com | Phone: 330-535-7105 Fax: 330-535-1125 | Skype: MurdockIndustrial

SFSA - Storz x Swivel Female Adapter - Rocker Lug / Long Handle

Features:
- anodized components per MIL-A-8625 Type III Class 1
- Buna-N gaskets
- working pressure: **150 PSI** at **70°F (21°C)**
- cast aluminum lock lever assembly on 4", 5" and 6"

Storz x NST (NH) Female Swivel

Storz Size	NST (NH) Female Swivel Thread	*6061-T6 Forged Alumium* Part #
2½"	2½"	***SFSA2525F***
3"	2½"	***SFSA3025F***
4"	2½"	***SFSA4025F***
	3"	***SFSA4030F***
	4"	***SFSA4040F***
	4½"	***SFSA4045F***
	6"	***SFSA4060F***
5"	2½"	***SFSA5025F***
	4"	***SFSA5040F***
	4½"	***SFSA5045F***
	6"	***SFSA5060F***
6"	6"	***SFSA6060F***

Storz x NPSH Female

Storz Size	NPSH Female Swivel Thread	*6061-T6 Forged Alumium* Part #
2½"	2½"	***SFSA2525S***
3"	3"	***SFSA3030S***
4"	4"	***SFSA4040S***
5"	6"	***SFSA5060S***

Storz x NST (NH) Female Swivel - Long Handle

Storz Size	NST (NH) Female Swivel Thread	*6061-T6 Forged Alumium* Part #
4"	4½"	***SFSA4045F-LH***
5"	4"	***SFSA5040F-LH***
5"	4½"	***SFSA5045F-LH***
6"	6"	***SFSA6060F-LH***

- All adapters are made to approved Dixon® specifications.
- Replacement washers can be found on page 798

MURDOCK industrial | Sales@MurdockIndustrial.com www.HoseWarehouse.com | Phone: 330-535-7105 Fax: 330-535-1125 | Skype: MurdockIndustrial

MSA - Storz x Rigid Male

Storz x NST (NH) Male

Storz Size	NST (NH) MaleThread	*6061-T6 Forged Alumium* Part #
1½"	1½"	***MSA1515F***
2"	1½"	***MSA2015F***
2½"	2½"	***MSA2525F***
3"	2½"	***MSA3025F***
4"	2½"	***MSA4025F***
	4"	***MSA4040F***
	4½"	***MSA4045F***
5"	2½"	***MSA5025F***
	5"	***MSA5050F***

Storz x NPT Male

Storz Size	NPT Male Thread	*6061-T6 Forged Alumium* Part #
1½"	1½"	***MSA1515T***
2"	1½"	***MSA2015T***
2½"	2"	***MSA2520T***
	2½"	***MSA2525T***
	3"	***MSA2530T***
3"	3"	***MSA3030T***
4"	4½"	***MSA4025T***
	4"	***MSA4040T***
5"	4"	***MSA5040T***
6"	6"	***MSA6060T***

Storz x NPSH Male

Storz Size	NPSH Male Thread	*6061-T6 Forged Alumium* Part #
1½"	1½"	***MSA1515S***
2"	1½"	***MSA2015S***

1½" x 1½"

- All adapters are made to approved Dixon® specifications.

MURDOCK industrial | Sales@MurdockIndustrial.com www.HoseWarehouse.com | Phone: 330-535-7105 Fax: 330-535-1125 | Skype: MurdockIndustrial

SFSA30 - Storz x Female Swivel 30° Elbow - Rocker Lug

Features:
- anodized components per MIL-A-8625 Type III Class 1
- Buna-N gaskets
- working pressure: **150 PSI** at **70°F (21°C)**
- cast aluminum lock lever assembly on 4", 5" and 6"
- screens available for 4" and 5" heads, consult Dixon® for information

Storz Size	NST (NH) Female Swivel Thread	*6061-T6 Forged Alumium* Part #
4"	4"	***SFSA30-4040F***
	5"	***SFSA30-4050F***
	6"	***SFSA30-4060F***
5"	3"	***SFSA30-5030F***
	4"	***SFSA30-5040F***
	4½"	***SFSA30-5045F***
	6"	***SFSA30-5060F***

- Replacement washers can be found on page 798

SFSA30 - Storz x Female Swivel 30° Elbow - Long Handle

Features:
- anodized components per MIL-A-8625 Type III Class 1
- Buna-N gaskets
- working pressure: **150 PSI** at **70°F (21°C)**
- cast aluminum lock lever assembly on 4", 5" and 6"

Storz Size	NST (NH) Female Swivel Thread	*6061-T6 Forged Alumium* Part #
4"	4½"	***SFSA30-4045F-LH***
	5"	***SFSA30-4050F-LH***
	6"	***SFSA30-4060F-LH***

- Replacement washers can be found on page 798

NCS-CSF - 150 lbs. Carbon Steel Flange x Storz

150# Flange	Storz	*Carbon Steel* Part #
4"	5"	***NCS-CSF-STZ450***
	6"	***NCS-CSF-STZ460***
5"	4"	***NCS-CSF-STZ540***
	5"	***NCS-CSF-STZ550***
	6"	***NCS-CSF-STZ560***
6"	4"	***NCS-CSF-STZ640***
	5"	***NCS-CSF-STZ650***
	6"	***NCS-CSF-STZ660***

- For flange dimensions, diagrams and additional information please reference dixonvalve.com.

NCS-CSF - 150 lbs. Carbon Steel Flange x Storz with Cap

150# Flange	Storz	*Carbon Steel* Part #
5"	6"	***NCS-CSF-STZ650C***
6"	6"	***NCS-CSF-STZ660C***

- For flange dimensions, diagrams and additional information please reference dixonvalve.com.

MURDOCK industrial | Sales@MurdockIndustrial.com www.HoseWarehouse.com | Phone: 330-535-7105 Fax: 330-535-1125 | Skype: MurdockIndustrial

SSA - Storz x Storz Adapter

Features:
- anodized components per MIL-A-8625 Type III Class 1
- Buna-N gaskets
- working pressure: **150 PSI** at **70°F (21°C)**
- cast aluminum lock lever assembly on 4", 5" and 6"

Storz Size	Storz Size	*6061-T6 Forged Alumium* Part #
1½"	2" 2½"	***SSA1520*** ***SSA1525***
2"	2½" 3" 4"	***SSA2025*** ***SSA2030*** ***SSA2540***
4"	5" 6"	***SSA4050*** ***SSA4060***
5"	6"	***SSA5060***

SSA30 - Storz x Storz 30° Elbow Adapters

Features:
- anodized components per MIL-A-8625 Type III Class 1
- Buna-N gaskets
- working pressure: **150 PSI** at **70°F (21°C)**
- cast aluminum lock lever assembly on 4", 5" and 6"

Storz Size	Storz Size	*6061-T6 Forged Alumium* Part #
5"	5"	***SSA30-550***

Dixon Storz Hydrant Conversion Adapters

NEW

Features:
- designed to adapt 4½" NH threads found on most hydrants to Storz connection
- secured to hydrant by 3 set screws positioned around the rim
- hydrant side: metal face to seal to gasketed face on hose
- reflective stripe around the rim for ease of night time location

Size	Part #
5" Storz x 41/2" NH (NST)	***SHA5045F***

MURDOCK industrial | Sales@MurdockIndustrial.com www.HoseWarehouse.com | Phone: 330-535-7105 Fax: 330-535-1125 | Skype: MurdockIndustrial

Storz Accessories

Threaded Storz Mounting Plates (Bracket)

Storz Size	*Anodized Aluminum* Part #
1½" - 2½"	***SMB1525***
4" - 5"	***SMB450***

Storz Caps

Features:
- 4", 5", 6" supplied with cables
- 1½", 2", 2½", 3" supplied with chains

Storz Size	*Aluminum* Part #
1½"	***SC150-NL***
2"	***SC200-NL***
2½"	***SC250-NL***
3"	***SC300-NL***
4"	***SC400-NL***
4" ABS	***SC400ABS*** [1]
5"	***SC500-NL***
5" ABS	***SC500ABS*** [1]
6"	***SC600-NL***

[1] ABS includes airbleeder/petcock

Storz Gaskets

Features:
- gasket faces should be kept free of sand, grit, etc. and lubricated with O-ring grease or silicone
- pressure seals have a flat face
- suction seals have a beaded face

pressure seal (black)

suction seal (grey)

Storz Size	*Buna-N* Pressure Part #	*Buna-N* Suction Part #
1½"	***SGS150-NL*** [1]	***SGS150-NL***
2"	***SGP200***	***SGS200-NL***
2½"	***SGP250***	***SGS250-NL***
3"	***SGP300***	***SGS300-NL***
4"	***SGP400***	***SGS400-NL***
5"	***SGP500***	***SGS500-NL***
6"	***SGS600-NL*** [1]	***SGS600-NL***

[1] gasket can be used for both pressure and suction service

Storz Locking Device

Description	Part #
metal locking device used on 4" and 5" Storz heads with spring, screw and washer	***LOCKINGDEVICE***
metal locking device used on 6" Storz heads with spring, screw and washer	***LOCKINGDEVICE6***

MURDOCK industrial | Sales@MurdockIndustrial.com www.HoseWarehouse.com | Phone: 330-535-7105 Fax: 330-535-1125 | Skype: MurdockIndustrial

Wrenches

Universal Spanner

Features:
- for ¾" to 3" pin lug and rocker lug couplings
- includes gas cock shutoff, pry bar and belt hook eye
- overall length 11⅞"

Aluminum Part #	Pkg Qty
USW	25

Universal

Features:
- for pin lug or rocker lug couplings 1" - 4½"
- a gas cock shutoff is provided in the handle
- red epoxy painted
- overall length 11¾"

Iron Part #
233

Hole Type Spanner

Features:
- designed for use on ¾" and 1" booster hose couplings
- overall length is 7½"

AL-MAG 35 Part #
HTSW

Storz Hydrant

Features:
- fits 4" and 5" Storz
- ductile iron head
- knurled chrome plated handle
- manganese bronze adjustable jaw
- includes adjustable hydrant nut wrench

Part #
SAHW

Folding Pocket Spanner

Features:
- for pentagon nuts up to 1¾"
- built-in spanner for pin or rocker lug couplings
- overall length 16¼"

PSW

PSW-B

PSW-Z

PSW-Y

Material	Part #
aluminum	***PSW***
brass	***PSW-B***
die cast zinc	***PSW-Z***
yellow plastic	***PSW-Y***

Adjustable Hydrant

Features:
- fits ¾" to 3" rocker lug and pin lug couplings
- a compact wrench easily carried in your jacket pocket

Aluminum Part #	Pkg Qty
AHW	20

MURDOCK industrial | Sales@MurdockIndustrial.com www.HoseWarehouse.com | Phone: 330-535-7105 Fax: 330-535-1125 | Skype: MurdockIndustrial

Wrenches

Pigtail Adjustable Hydrant

Feature:
- double spanner head fits pin lug or rocker (sensible) lug couplings, pentagon nuts up to 1½" from point to flat, 1½" - 6" rocker lug caps, 2" - 4½" pin lug caps, and square nuts up to 1⅛"

Part #
AHWPT

Heavy Duty Adjustable Hydrant

Features:
- for pentagon hydrant nuts up to 1¾" from point to flat
- notched to fit 1¼" square hydrant nut
- spanner for pin lug and sensible (rocker) lug couplings, 1½" thru 6"
- plated iron head, ⅞" plated steel handle
- overall length 18"

Part #	Pkg Qty
189	15

Double Head Adjustable Hydrant

Features:
- for pentagon hydrant nuts up to 1⅞" and square heads up to 1½"
- fits ¾" - 6" rocker lug or pin lug couplings, can also be used for long handle couplings
- ductile iron head with a deeply knurled chrome plated steel handle
- replaceable adjustable jaw is made of manganese bronze
- overall length 19½"

Part #
189DH

5 Hole Hydrant

Features:
- 5 pentagon holes designed to fit common hydrant nut sizes
- built-in spanner for pin or rocker lug couplings
- overall length: 14¼"

Plated Iron Part #	Pkg Qty
PHW	25

Grip-All Spanner

Features:
- fits ¾" - 6" split lug, rocker lug and pin lug couplings
- can be operated in tight quarters
- gas cock shutoff is provided in the handle, handle is shaped to fit your hand allowing a positive grip on the coupling

Aluminum Part #
GAW

MURDOCK industrial | Sales@MurdockIndustrial.com www.HoseWarehouse.com | Phone: 330-535-7105 Fax: 330-535-1125 | Skype: MurdockIndustrial

Wrenches

Hydrant

Application:
- used for hydrant work by water works companies and on construction sites

Features:
- overal length 15"
- fits up to 4" pin lug or rocker lug couplings
- complete with pry bar
- 1¼" square hydrant wrench

A356 Aluminum
Part #
DF16-180

Features:
- fits up to 2½" pin lug or rocker lug couplings
- complete with pry bar and 1¼" nut wrench
- lug / drum wrench

A356 Aluminum
Part #
DF16-181

Long Handle Suction Spanner

Features:
- use on long handle, rocker lug, or pin lug couplings from 2½" - 6"
- open end slips over long handles for additional leverage, the claw fits rocker lugs or pin lugs, the other end can be used as a pry or crowbar
- inverted "T" body construction for lighter weight and improved strength
- can be used on Dixon® cam and groove pin lug or trapezoidal lug tank car adapters or 8" pin lug couplings
- overall length 18¾"

Plated Iron
Part #
LHW

Forestry Hose Clamp and Spanner

Features:
- material: cast aluminum and brass
- off-set handle enables the user to easily operate the clamp while wearing gloves
- to be used with lightweight 1" and 1½" hoses for pressures up to 200 PSI
- when clamped onto the hose the brass locking device safely holds the clamp in position, a spanner is an integral part of the clamp
- overall length 10"

Cast Aluminum
Part #
FHCS150

Forestry Pocket Spanners

Features:
- FSW1: for use on 1" hoses only
- FSW2: for 1" and 1½" hose couplings
- overall length 5"
- meets USFDA specification 5100-101C

Aluminum
Part #
FSW1
FSW2

MURDOCK industrial | Sales@MurdockIndustrial.com www.HoseWarehouse.com | Phone: 330-535-7105 Fax: 330-535-1125 | Skype: MurdockIndustrial

Storz Wrenches

Pin Lug Spanner - Single End

Size	*Plated Iron* Part #
2"	***SW20***
2½"	***SW25***
3"	***SW30***
4"	***SW40***
6"	***SW60***

Pin Lug Spanner - Double End

Size	*Plated Iron* Part #
1½", 2" x 2½", 3"	***SW153***

Spanner - Single End

SZW2

SW1530

Features:
- SW1530 fits 1½" - 3" Storz
- SZW2 for use on 4" and 6" Storz

Size	*AL-MAG 35* Part #
1½" - 3"	***SW1530***
4" - 6"	***SZW2***

Spanner -Double End

SZW2-NL

SW-S400

Used On	Material	Part #
2" - 5"	*aluminum*	***SZW2-NL***
2" - 5"	*steel*	***SW-S400***

Holder with (2) Wrenches - Double Ended

Description	Material	Part #
2 Storz wrenches (2½" - 5") with bracket	*aluminum*	***SWB-2***
2 Storz wrenches (2½" - 5") with bracket	*steel*	***SWB-S-2***
4 Storz wrenches (2½" - 5") with bracket	*steel*	***SWB-S-4***

MURDOCK industrial | Sales@MurdockIndustrial.com www.HoseWarehouse.com | Phone: 330-535-7105 Fax: 330-535-1125 | Skype: MurdockIndustrial

Long Handle Short Shank Suction Hose Females

Features:
- powder coated aluminum swivel nut
- for suction and low pressure discharge only

Female Swivel NST (NH)	Hose Size	*Powder Coated Aluminum* Part #
4"	4"	***LHFS400F***
4½"	4"	***LHFS4045F***

Angle and Suction Elbows

Features:
- for use on pump discharge valves, or suction inlets to minimize hose kinking
- rocker lug swivel
- satin brass finish
- -C polished chrome plated

30° elbow

45° elbow

Male NST (NH) Thread	Female NST (NH) Thread	Angle	*Brass* Part #
2½"	2½"	30°	***RSE30250F-C***
		45°	***RSE45250F***
		45°	***RSE45250F-C***
		90°	***RSE90250F***
		90°	***RSE90250F-C***

Continuous Swivel Elbows

Features:
- allows hose to swing when connected
- full waterway reduces friction loss
- short style radius is 2½" measured from the center of the waterway to the end of the discharge thread

Female NPT Thread	Male Thread	Length	*Cast Brass* Part #
1½"	1½" NST (NH)	2½"	***CSES150F***
2"	1½" NST (NH)	2½"	***CSES2015F***
1½"	1½" NPT	2½"	***CSES150T***

Dixon® Angle and Suction Elbows N54

Features:
- ideal for fire apparatus with front suction connections
- anodized, powder coated aluminum, extruded
- anodized female swivel connections

90° elbow

Male NST (NH) Thread	Female NST (NH) Swivel Thread	Angle	*Aluminum* Part #
2½"	2½"	30°	***N5430-25F25F***
		45°	***N5445-25F25F***
		60°	***N5460-25F25F***
		90°	***N5490-25F25F***

- Replacement washers can be found on page 785

MURDOCK industrial | Sales@MurdockIndustrial.com www.HoseWarehouse.com | Phone: 330-535-7105 Fax: 330-535-1125 | Skype: MurdockIndustrial

Pump Test Headers

flanged

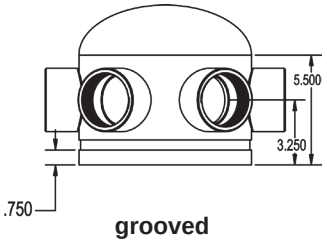

grooved

Features:
- available connections: grooved, flanged and threaded
- certified D1, G1, G6
- other sizes, configurations available, consult Dixon® for information

End Connection	End Size	# of Outlets	Pump Size Max. GPM	Part #
150# flanged	3"	1	300	***HVF0301-25***
	4"	2	500	***HVF0402-25***
	6"	3	750	***HVF0603-25***
	6"	4	1000	***HVF0604-25***
	6"	6	1000	***HVF0606-25***
	8"	6	2000	***HVF0806-25***
grooved	6"	3	750	***HVG0603-25***
	6"	4	1000	***HVG0604-25***
	8"	3	750	***HVG0803-25***
	8"	6	2000	***HVG0806-25***

Manifolds

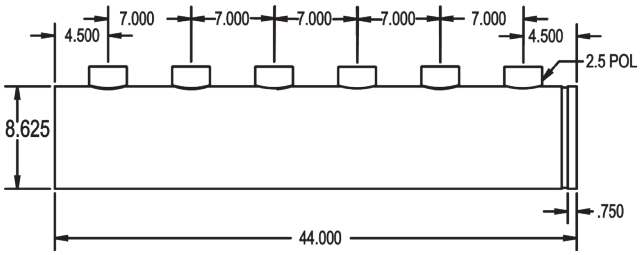

Model Number Breakdown

T98060-30

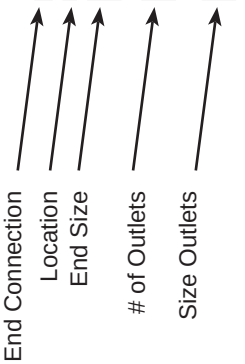

End Connection		Location		End Size		# of Outlets		Outlet Size	
T	threaded	E	End	40	4"	20	2	25	2½" FNPT
G	grooved	B	Back	60	6"	30	3	30	3" FNPT
F	flanged	9	90°	80	8"	40	4	---	---
---	---	---	---	---	---	60	6	---	---

MURDOCK industrial | Sales@MurdockIndustrial.com www.HoseWarehouse.com | Phone: 330-535-7105 Fax: 330-535-1125 | Skype: MurdockIndustrial

Two Way Male Outlet - Roof Connections

Features:

- Used to create roof connections, fire pump test connections, wall hydrants or sidewalk (free standing) hydrants
- provides 250 GPM minimum per outlet
- UL listed
- maximum operating pressure: **175 PSI** at **70°F (21°C)**
- other configurations are available, contact Dixon® for additional information

back outlet

Pipe Size	(2) Outlets Male	*Cast Brass* Part #
4"	2½" NPT	***IRC4025***
	2½" NPT	***FRC4025***
	2½" NST (NH)	***IRC4025F***
	2½" NST (NH)	***FRC4025F***
6"	2½" NPT	***FRC6025***
	2½" NST (NH)	***FRC6025F***

Groove Size	(2) Outlets Male	*Cast Brass* Part #
4"	2½" NST (NH)	***IRC4025GF***

Dimensions

Size	A	B	C
4" x 2½" x 2½"	7-7/8"	5-3/16"	5-1/4"
6" x 2½" x 2½"	8-3/16"	6-3/8"	7-5/8"

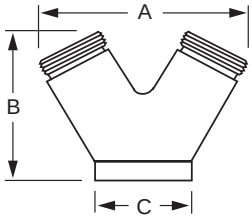

MURDOCK industrial | Sales@MurdockIndustrial.com www.HoseWarehouse.com | Phone: 330-535-7105 Fax: 330-535-1125 | Skype: MurdockIndustrial

Two Way Male Outlet - Roof Connections

Features:

- Used to create roof connections, fire pump test connections, wall hydrants or sidewalk (free standing) hydrants
- provides 250 GPM minimum per outlet
- UL listed
- maximum operating pressure: **175 PSI** at **70°F (21°C)**

90˚ bottom outlet

Pipe Size	(2) Outlets Male	*Cast Brass* Part #
4"	2½" NPT 2½" NPT 2½" NST (NH) 2½" NST (NH)	***90IRC4025*** ***90FRC4025*** ***90IRC4025F*** ***90FRC4025F***
6"	2½" NPT 2½" NST (NH)	***90FRC6025*** ***90FRC6025F***

Groove Size	(2) Outlets Male	*Cast Brass* Part #
4"	2½" NPT 2½" NST(NH)	***90IRC4025G*** ***90IRC4025GF***

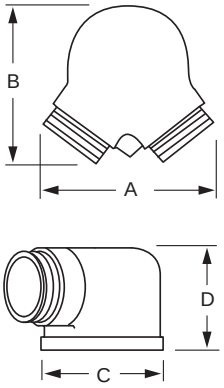

Dimensions

Size	A	B	C	D
4" x 2½" x 2½" 6" x 2½" x 2½"	7½" 9"	6¾" 8½"	5⅛" 7½"	4½" 5"

MURDOCK industrial | Sales@MurdockIndustrial.com www.HoseWarehouse.com | Phone: 330-535-7105 Fax: 330-535-1125 | Skype: MurdockIndustrial

Three Way Male Outlet - Roof Connections

Features:
- used to create roof connections, or fire pump test connections
- provides 250 GPM minimum per outlet

back outlet

Pipe Size	(3) Outlets Male	*Cast Brass* Part #
4"	2½" NPT	***FR3C4025***
6"	2½" NPT 2½" NST (NH)	***FR3C6025*** ***FR3C6025F***

Dimensions

Size	A	B	C
4" x 2½" x 2½" x 2½"	12¾"	8¾"	5¼"
6" x 2½" x 2½" x 2½"	15⅜"	9¾"	7⅝"

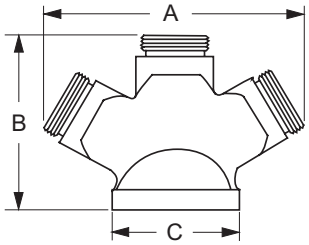

bottom outlet

Pipe Size	(3) Outlets Male	*Cast Brass* Part #
4"	2½" NPT 2½" NST (NH)	***90FR3C4025*** ***90FR3C4025F***
6"	2½" NPT 2½" NST (NH)	***90FR3C6025*** ***90FR3C6025F***

Dimensions

Size	A	B	C	D
4" x 2½" x 2½" x 2½"	7¾"	11¾"	4-7/16"	6¼"
6" x 2½" x 2½" x 2½"	7¾"	11¾"	4-7/16"	6¼"

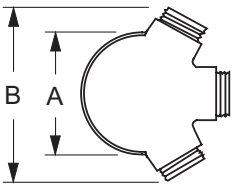

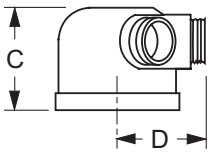

Sleeve for Sidewalk (free standing) Connections

Features:
- used in conjunction with a sidewalk escutcheon and a 90° double clapper Siamese to create a sidewalk (free standing) fire department connection
- finishes: -P polished, -C polished chrome plated

Pipe Size	Length	*Brass* Part #
4"	18"	***SS418-P***
	18"	***SS418-C***
	24"	***SS424-P***
	24"	***SS424-C***
6"	18"	***SS618-P***
	18"	***SS618-C***
	24"	***SS624-P***
	24"	***SS624-C***

MURDOCK industrial | Sales@MurdockIndustrial.com www.HoseWarehouse.com | Phone: 330-535-7105 Fax: 330-535-1125 | Skype: MurdockIndustrial

Single Clapper Siamese Connections

Features:
- single swing clapper with (2) pin lug swivel inlets
- provides 500 GPM minimum to supplement the fire protection as an auxiliary inlet connection to the water supply (250 GPM minimum per inlet)
- design provides unobstructed waterway
- exposed Fire Department Connections (FDC) provide an economical method of satisfying local fire codes
- branding: Auto-Spkr
- finishes: -P polished or -C polished chrome plated
- maximum operating pressure: **250 PSI** at **70°F (21°C)**
- replacement swivels can be ordered on page 792

back outlet

Feature:
- UL listed and FM approved

Outlet Female NPT Thread	(2) Inlets Female Thread	*Cast Brass* Part #
4"	2½" NST (NH)	***SCS4025F***
4"	2½" NST (NH)	***ISCS4025F*** [1]

[1] imported

Dimensions

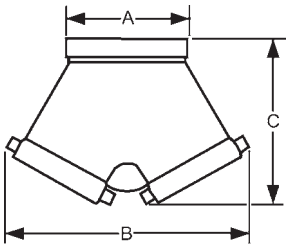

Size	A	B	C
4" x 2½" x 2½"	5⅛"	9"	6-1/16"

- dimensions match SCS4025F and SCS4025NYFD

bottom outlet

Feature:
- UL listed

Outlet Female NPT Thread	(2) Inlets Female Thread	*Cast Brass* Part #
4"	2½" NST (NH)	***90SCS4025F***
4"	2½" NST (NH)	***90ISCS4025F*** [1]

[1] imported

Dimensions

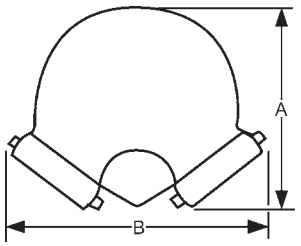

Size	A	B
4" x 2½" x 2½"	6⅞"	9⅞"

- dimensions match 90SCS4025F, and 90SCS4025NYFD

MURDOCK industrial | Sales@MurdockIndustrial.com www.HoseWarehouse.com | Phone: 330-535-7105 Fax: 330-535-1125 | Skype: MurdockIndustrial

Double Clapper Siamese Connections

Features:

- double drop clapper with (2) pin lug swivel inlets provides required 500 GPM minimum to supplement the fire protection as an auxiliary inlet connection to the water supply (250 GPM minimum per inlet)
- exposed Fire Department Connections (FDC) provide an economical method of satisfying local fire codes
- maximum operating pressure: **175 PSI** at **70°F (21°C)**
- finish: -P polished or -C polished chrome plated
- UL listed and FM approved

back outlet

Outlet Female NPT Thread	(2) Inlets Female Thread	Branding	*Cast Brass* Part #
4"	2½" NST(NH)	AutoSprinkler	***DCS4025F***
		AutoSprinkler	***DCS4025F-P***
		AutoSprinkler	***DCS4025F-C***
		StandPipe	***DCS4025F-SP***
		No Branding	***DCS4025F-NB***
	3" NST(NH)	AutoSprinkler	***DCS4030F***
	3" NYFD	AutoSprinkler	***DCS4030NYFD***
6"	2½" NST(NH)	AutoSprinkler	***DCS6025F***
	2½" NST(NH)	StandPipe	***DCS6025F-SP***

Dimensions

Size	A	B
4" x 2½" x 2½"	9⅝"	12¼"
6" x 2½" x 2½"	10¼"	11¾"
4" x 3" x 3"	10"	12½"
6" x 3" x 3"	10⅜"	12½"

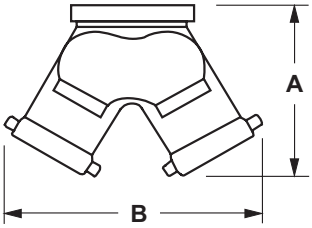

bottom outlet

Outlet Female NPT Thread	(2) Inlets Female Thread	Branding	*Cast Brass* Part #
4"	2½" NST(NH)	AutoSprinkler	***90DCS4025F***
		AutoSprinkler	***90DCS4025F-P***
		AutoSprinkler	***90DCS4025F-C***
		StandPipe	***90DCS4025F-SP***
		No Branding	***90DCS4025F-NB***
	3" NST(NH)	AutoSprinkler	***90DCS4030F***
	3" NYFD	AutoSprinkler	***90DCS4030NYFD***
		StandPipe	***90DCS4030NYFDSP***
6"	2½" NST(NH)	AutoSprinkler	***90DCS6025F***
		StandPipe	***90DCS6025F-SP***
	3" NYFD	AutoSprinkler	***90DCS6030NYFD***

polished

Dimensions

Size	A	B	C
4" x 2½" x 2½"	11¾"	9⅝"	7¼"
6" x 2½" x 2½"	11¾"	10¾"	7¼"
4" x 3" x 3"	12½"	10⅛"	7½"
6" x 3" x 3"	12¼"	10⅞"	7¼"

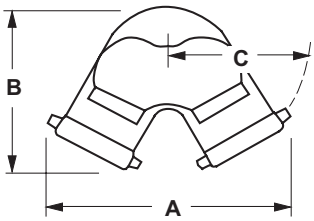

- special threads, branding and finishes are available, consult Dixon® for information
- replacement swivels can be ordered on page 792

MURDOCK industrial | Sales@MurdockIndustrial.com www.HoseWarehouse.com | Phone: 330-535-7105 Fax: 330-535-1125 | Skype: MurdockIndustrial

Triple Clapper Siamese Connections

Features:
- branding: see below
- finishes: -P polished or -C polished chrome plated
- maximum operating pressure: **175 PSI** at **70°F (21°C)**

back outlet

polished

Outlet Female NPT Thread	(3) Inlets Female NST (NH) Thread	Branding	*Cast Brass* Part #
4"	2½"	AutoSprinkler StandPipe No Branding	***TCS4025F*** ***TCS4025F-SP*** ***TCS4025F-NB***
6"	2½"	AutoSprinkler StandPipe No Branding	***TCS6025F*** ***TCS6025F-SP*** ***TCS6025F-NB***

Dimensions

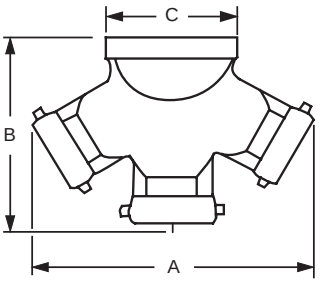

Size	A	B	C
4" x 2½" x 2½" x 2½"	13¾"	10½"	5"
6" x 2½" x 2½" x 2½"	13¾"	10½"	7½"

bottom outlet

Outlet Female NPT Thread	(3) Inlets Female NST (NH) Thread	Branding	*Cast Brass* Part #
4"	2½"	AutoSprinkler No Branding	***90TCS4025F*** ***90TCS4025F-NB***
6"	2½"	AutoSprinkler No Branding	***90TCS6025F*** ***90TCS6025F-NB***

Dimensions

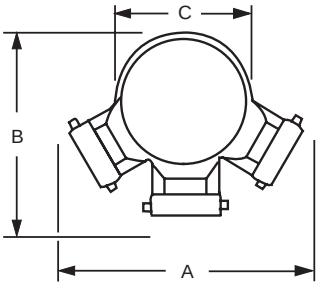

Size	A	B	C
4" x 2½" x 2½" x 2½"	14½"	11½"	7⅝"
6" x 2½" x 2½" x 2½"	14½"	11½"	7⅝"

- special threads, branding and finishes are available, consult Dixon® for information
- replacement swivels can be ordered on page 792

MURDOCK industrial | Sales@MurdockIndustrial.com www.HoseWarehouse.com | Phone: 330-535-7105 Fax: 330-535-1125 | Skype: MurdockIndustrial

Reversible Concealed Angle Siamese Body

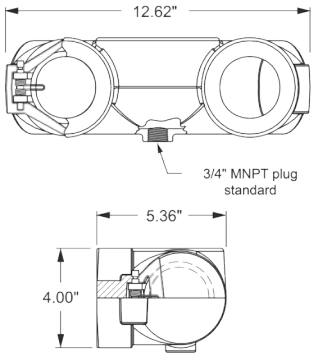

Features:
- fully reversible with a perpendicular trunnion allowing one body to be installed for top and bottom connections
- UL listed
- approved by New York City Board of Standards and Appeals
- maximum operating pressure: **250 PSI** at **70°F (21°C)**
- bodies require wall plate ***WP2*** see page 814

Outlet Female NPT Thread	(2) Inlets Female NPT Thread	*Brass* Part #
4"	2½"	***4025REV90***
4"	3"	***4030REV90***

Reversible Concealed Angle Siamese Body

Features:
- fully reversible with a perpendicular trunnion allowing one body to be installed for top and bottom connections
- replaces 23-391 bodies
- maximum operating pressure: **250 PSI** at **70°F (21°C)**

Outlet Female NPT Thread	(2) Inlets Female NPT Thread	*Brass* Part #
5"	2½"	***90CREV5025***
5"	3"	***90CREV5030***
6"	2½"	***90CREV6025***
6"	3"	***90CREV6030***

Dimensions

Size	A	B	C
5" x 3" x 3"	12"	9½"	7⅝"
6" x 2½" x 2½"	12"	7¼"	7⅝"
6" x 3" x 3"	12"	9½"	7⅝"

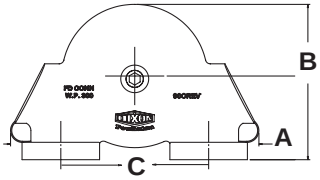

MURDOCK industrial | Sales@MurdockIndustrial.com www.HoseWarehouse.com | Phone: 330-535-7105 Fax: 330-535-1125 | Skype: MurdockIndustrial

Concealed Two - Way Wall Hydrant Body

Features:
- provides 500 GPM minimums at 250 GPM per inlet (ref NFPA 14)
- drop clappers provide unobstructed waterway
- flush design is desirable when appearance is a factor
- UL listed
- double clapper
- 7⅝" center-line
- bodies require wall plate ***WP2*** (24-385), see page 814

back outlet

Outlet Female NPT Thread	(2) Inlets Female NPT Thread	*Brass* Part #
4"	2½"	***CDMHCB40225***
4"	3"	***CDMHCB40230***
5"	3"	***CDMHCB50230***
6"	2½"	***CDMHCB60225***
6"	3"	***CDMHCB60230***

Dimensions

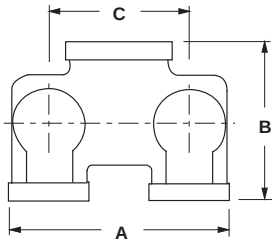

Size	A	B	C
4" x 2½" x 2½"	11-1/8"	6"	7⅝"
4" x 3" x 3"	12-1/4"	8-1/8"	7⅝"
5" x 3" x 3"	11-13/16"	7-5/16"	7⅝"
6" x 2½" x 2½"	11-1/8"	7-3/8"	7⅝"
6" x 3" x 3"	12-1/4"	8-1/4"	7⅝"

bottom outlet

Outlet Female NPT Thread	(2) Inlets Female NPT Thread	*Brass* Part #
5"	3"	***90CDMHCB50230***
6"	2½"	***90CDMHCB60225***
6"	3"	***90CDMHCB60230***

Dimensions

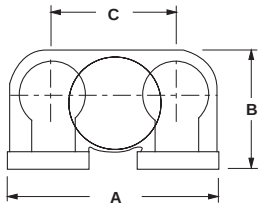

Size	A	B	C
5" x 3" x 3"	12"	9½"	7⅝"
6" x 2½" x 2½"	12"	7¼"	7⅝"
6" x 3" x 3"	12"	9½"	7⅝"

MURDOCK industrial | Sales@MurdockIndustrial.com www.HoseWarehouse.com | Phone: 330-535-7105 Fax: 330-535-1125 | Skype: MurdockIndustrial

Spring Check Type Snoots - Pin Lug

Features:
- finishes: -P polished, -C polished chrome plated
- other configurations are also available, consult Dixon® for information
- maximum operating pressure: **175 PSI** at **70°F (21°C)**

female outlet

Features:
- female NPT rigid with hexagon by female hose thread to swivel
- connections are attached to the bodies with pipe nipples (not included)

Outlet Female NPT Thread	Inlet Female NST (NH) Thread	*Cast Brass* Part #
3"	2½"	***CSSTF25F30T-P***
3"	2½"	***CSSTF25F30T-C***
3"	3"	***CSSTF30F30T-P***

polished chrome plated

Dimensions

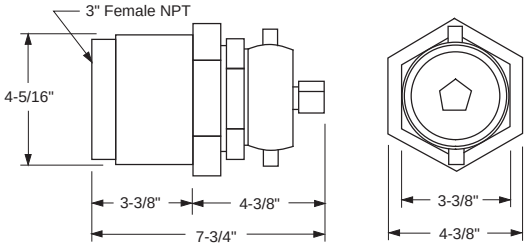

male outlet

Features:
- finishes: -P polished, -C polished chrome plated
- male NPT x 2½" female hose thread to swivel
- used when a direct connection to bodies is desired

Outlet Male NPT Thread	Inlet Female NST (NH) Thread	*Cast Brass* Part #
3"	2½"	***CSSTM25F30T-P***
	2½"	***CSSTM25F30T-C***
	3"	***CSSTM30F30T-P***
	3"	***CSSTM30F30T-C***



polished

Dimensions

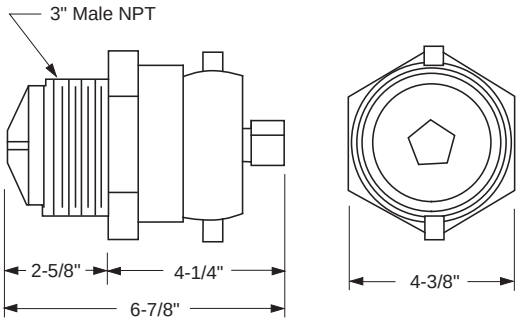

- Under no circumstances should a check snoot be installed directly into a pipe, as this may prevent the snoot from opening. Install directly into the appropriate standpipe body only.

MURDOCK industrial | Sales@MurdockIndustrial.com www.HoseWarehouse.com | Phone: 330-535-7105 Fax: 330-535-1125 | Skype: MurdockIndustrial

Clapper Type Snoots - Pin Lug

polished chrome plated

polished

Features:
- finishes: -P polished, -C polished chrome plated
- other sizes and threads are available, consult Dixon® for information

Outlet Female NPT Thread	Inlet Female NST (NH) Thread	*Cast Brass* Part #
3"	2½"	***CSCTF25F30T-P***
3"	2½"	***CSCTF25F30T-C***

Outlet Male NPT	Inlet Female NST (NH)	*Cast Brass* Part #
3"	2½"	***CSCTM25F30T-P***
3"	2½"	***CSCTM25F30T-C***

Wall Plate for Double Clapper Siamese Assemblies

Features:
- finishes: -P polished, -C polished chrome plated
- 4-hole and 6-hole wall plates available, consult Dixon® for information

Hole Size	Branding	*Brass* Part #
3⅜"	AutoSprinkler	***WP2HAS-P***
	AutoSprinkler	***WP2HAS-C***
	StandPipe	***WP2HSP-P***
	StandPipe	***WP2HSP-C***
	AutoSprinkler StandPipe Combo	***WP2H-ASSP-P***
	AutoSprinkler StandPipe Combo	***WP2H-ASSP-C***
	Hydrant	***WP2H-HY-P***
	PumpTest	***WP2H-PT-P***
	PumpTest	***WP2H-PT-C***

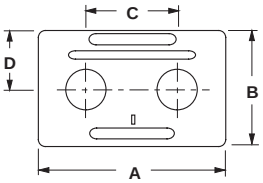

Dimensions

Hole Size	A	B	C	D
3⅜"	14"	8"	7⅝"	4-15/16"

Wall Plate for Concealed Three Way Bodies

Features:
- finishes: -P polished, -C polished chrome plated
- 4-hole and 6-hole wall plates available, consult Dixon® for information

Hole Size	Positioned	Branding	*Brass* Part #
3⅝"	Horizontal	AutoSprinkler	***WP3HAS-P***
	Horizontal	AutoSprinkler	***WP3HAS-C***
	Horizontal	StandPipe	***WP3HSP-P***
	Horizontal	StandPipe	***WP3HSP-C***

Dimensions

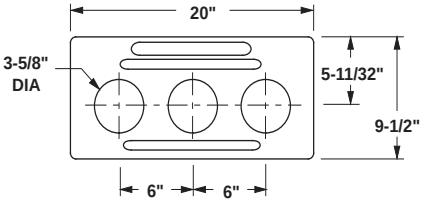

MURDOCK industrial | Sales@MurdockIndustrial.com www.HoseWarehouse.com | Phone: 330-535-7105 Fax: 330-535-1125 | Skype: MurdockIndustrial

Double Clapper Concealed Type Siamese Assemblies

Features:
- fully reversible with a perpendicular trunnion allowing one body to be installed for top and bottom connections
- branded: 'standpipe', 'auto-spkr', 'auto-spkr.-standpipe'
- finishes: -P polished or -C polished chrome plated
- maximum operating pressure: **250 PSI**
- complete unit consisting of the following six parts: (1) 4025REV90, or 4030REV90, or 90CREV6025, (1) 24-385 plate, (2) 23-270 double female connections, (2) 17-127 plugs with chains

Outlet Female NPT Thread	(2) Inlets Female NST (NH) Thread	Branding	*Cast Brass* Part #
4"	2½"	AutoSprinkler	***2WCA4025F-P***
4"	2½"	StandPipe	***2WCA4025F-SP-P***
4"	2½"	AutoSprinkler	***2WCA4025F-C***
4"	2½"	StandPipe	***2WCA4025F-SP-C***
4"	3"	AutoSprinkler	***2WCA4030F-P***
6"	2½"	AutoSprinkler	***2WCA6025F-P***
6"	2½"	StandPipe	***2WCA6025F-SP-P***
6"	2½"	AutoSprinkler	***2WCA6025F-C***
6"	2½"	StandPipe	***2WCA6025F-SP-C***

- other branding and finishes are also available, consult Dixon® for information

Two Way Sidewalk Siamese Assemblies

Features:
- UL listed, FM approved
- finishes: -P polished or -C polished chrome plated
- complete unit consists of: (1) 21-133 90° Siamese body, double clapper, (2) 17-127 pin lug plugs with chains, (1) 23-404 sleeve, (1) 24-405 escutcheon plate

Outlet Female NPT Thread	(2) Inlets Female Thread	*Cast Brass* Part #
4"	2½"	***2WSA4025F***
4"	2½"	***2WSA4025F-SP***
6"	2½"	***2WSA6025F***
6"	2½"	***2WSA6025F-SP***

Dimensions

Size	A	B	C	E	F
4" x 2½" x 2½"	9¼"	10⅜"	10¾"	10⅜"	6⅝"
6" x 2½" x 2½"	11¼"	10½"	11¾"	13"	7¼"

Note: some components UL listed/FM approved, not entire assembly

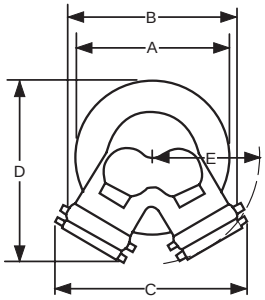

MURDOCK industrial | Sales@MurdockIndustrial.com www.HoseWarehouse.com | Phone: 330-535-7105 Fax: 330-535-1125 | Skype: MurdockIndustrial

Single Inlet Residential Sprinkler Connection

Application:
- complete single inlet connection (exposed type) used on residential automatic sprinkler systems

Features:
- complete unit consists of: (1) 17-127 1½" pin lug plug with chain and (1) 24-209 4-7/16" OD round escutcheon plate with swivel

Inlet Female NST (NH) Thread	Outlet Female NPT Thread	*Cast Brass* Part #
1½"	1½"	***RIC150F***

Single Inlet Connections

Features:
- provides a complete exposed single inlet connection
- finish: -P polished or -C polished chrome plated
- complete unit consists of: (1) 24-209 round plate branded Auto Sprinkler, (1) 23-270 double female or 09-215 male and female connection, (1) 17-127 pin lug plug with chain
- rigid hexagon end of either connection is 2½" NPT
- swivel end

Inlet Female NST (NH) Thread	Outlet Female NPT Thread	*Brass* Part #
2½"	2½"	***SIC250F***
2½"	2½"	***SIC250F-P***
2½"	2½"	***SIC250F-C***

Single Hydrant Connection

Features:
- finish: -P polished or -C polished chrome plated
- complete unit consists of: (1) 24-209 round plate branded 'Wall Hydrant', (1) 23-272: 2½" female and male connection, (1) 17-126 cap with chain

Inlet Female NPT Thread	Outlet Male NST (NH) Thread	*Cast Brass* Part #
2½"	2½"	***MOCA250F***

Exposed Two Way Wall Hydrants

Features:
- finish: -P polished or -C polished chrome plated
- DMOCA40225F consists of: (1) REP400HY round plate branded 'Wall Hydrant', (1) FRC4025F: 2½" female and male connection, (2) FC250F cap with chain
- DMOCA60225F consists of: (1) REP600HY round plate branded 'Wall Hydrant' (1) FRC6025F: 2½" female and male connection, (2) FC250F cap with chain

Inlet Female NPT Thread	(2) Outlets Male NST (NH) Thread	*Cast Brass* Part #
4"	2½"	***DMOCA40225F***
6"	2½"	***DMOCA60225F***

MURDOCK industrial | Sales@MurdockIndustrial.com www.HoseWarehouse.com | Phone: 330-535-7105 Fax: 330-535-1125 | Skype: MurdockIndustrial

Round **Identification Plates**

Features:

- used to trim out and identify exposed fire department connections
- for Siamese, made in 9¼" diameter for 4" pipe and 11¼" diameter for 6" pipe
- finishes: -P polished, -C polished chrome plated

Pipe Size	Branding	*Cast Brass* Part #
2½"	Auto-Sprinkler	***REP250AS***
	Auto-Sprinkler	***REP250AS-P***
	Auto-Sprinkler	***REP250AS-C***
	Wall Hydrant	***REP250HY***
	Pump Test	***REP250PT***
	Standpipe	***REP250SP***
	Standpipe	***REP250SP-P***
	Standpipe	***REP250SP-C***
4"	Auto-Sprinkler	***AREP400AS*** [1]
	Auto-Sprinkler	***REP400AS***
	Auto-Sprinkler	***REP400AS-P***
	Auto-Sprinkler	***REP400AS-C***
	Wall Hydrant	***REP400HY***
	Standpipe	***REP400SP***
	Standpipe	***REP400SP-P***
	Standpipe	***REP400SP-C***
	Auto-Sprinkler & Standpipe	***REP400AS/SP***
6"	Auto-Sprinkler	***REP600AS***
	Auto-Sprinkler	***REP600AS-P***
	Auto-Sprinkler	***REP600AS-C***
	Standpipe	***REP600SP***
	Standpipe	***REP600SP-P***
	Standpipe	***REP600SP-C***

[1] aluminum

REP250AS-C

REP250AS-P

REP400AS

Dimensions

Size	OD	Hole Size
2½"	7⅝"	3¼"
4"	9¼"	4⅝"
6"	11¼"	6¾"

MURDOCK industrial | Sales@MurdockIndustrial.com www.HoseWarehouse.com | Phone: 330-535-7105 Fax: 330-535-1125 | Skype: MurdockIndustrial

British Instantaneous Fittings

Features:
- polished finish
- meets BS336 specifications

Female x female threads

Female BRIT Thread	Female Thread	*Brass* Part #
2½"	2½" NST (NH) 2½" NPT	***BID250F*** ***BID250T***

Female x male threads

Female BRIT Thread	Male Thread	*Brass* Part #
2½"	2½" NST (NH) 2½" NPT	***BIB250F*** ***BIB250T***

Male x female threads

Male BRIT Thread	Female Thread	*Brass* Part #
2½"	2½" NST (NH) 2½" NPT	***BIA250F*** ***BIA250T***

Male x male threads

Male BRIT Thread	Male Thread	*Brass* Part #
2½"	2½" NST (NH) 2½" NPT	***BIF250F*** ***BIF250T***

MURDOCK industrial | Sales@MurdockIndustrial.com www.HoseWarehouse.com | Phone: 330-535-7105 Fax: 330-535-1125 | Skype: MurdockIndustrial

British Instantaneous Fittings

Hose Shanks

BIE150

BIC150

Size	*Brass* Part #
2½" male BRIT x 1½" hose shank	***BIE150***
2½" male BRIT x 2½" hose shank	***BIE250***
2½" female BRIT x 1½" hose shank	***BIC150***
2½" female BRIT x 2½" hose shank	***BIC250***

Plug

Size	*Brass* Part #
2½"	***BIDP250***

Cap

Size	*Brass* Part #
2½"	***BIDC250***

International Shore Connections

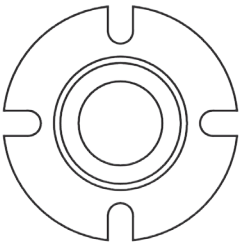

ship connection
09-319

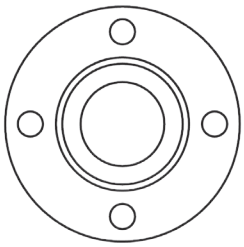

shore connection
09-318

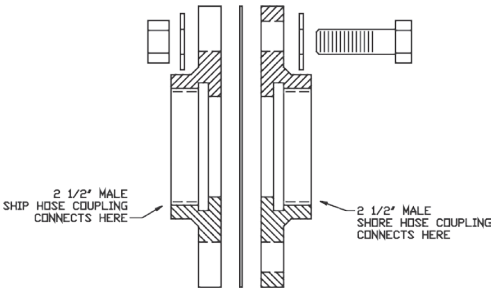

Features:

- meets US Coast Guard specifications for vessels 1000 gross tons or more
- makes possible the connection of two different threads between ship and shore or between ships
- 7" OD brass flange with 4¾" holes
- includes 8 washers, 4 hexagon brass nuts, 4 hex head bolts, 1 washer, 1 fiber gasket
- working pressure: **300 PSI**
- NST (NH) threads standard, also available in NPT and NYFD threads

shore side

ship side

Description	*Brass* Part #
shore side	***09-318-00001***
ship side	***09-319-00001***

MURDOCK industrial | Sales@MurdockIndustrial.com www.HoseWarehouse.com | Phone: 330-535-7105 Fax: 330-535-1125 | Skype: MurdockIndustrial

Pick Head Fire Axe

Features:
- red trim
- 36" hickory handle
- listed in the minimum requirements approval guides for outfitting hose houses and hose cabinets by insurance underwriters

Description	Part #
6 lb. axe	***PHFA6***
axe brackets	***PHFA-B-A***

Sprinkler Line Tester

Feature:
- installs on the last sprinkler head on system branch lines and controls water flow for flushing or testing the system

Inlet	Outlet	*Brass* Part #
1" female NPT	1" male NPSH	***SLT10050***

MURDOCK industrial | Sales@MurdockIndustrial.com www.HoseWarehouse.com | Phone: 330-535-7105 Fax: 330-535-1125 | Skype: MurdockIndustrial

Domestic Cast Angle Valves

Features:
- UL listed and FM approved
- aluminum hand wheel
- working pressure: **300 PSI** at **70°F (21°C)**

Female x Male

Inlet Female NPT	Outlet Male Thread	*Cast Brass* Part #
1½"	1½" NST (NH)	***AV150***
	1½" NPSH	***AV150S***
	1½" NPT	***AV150T***
2½"	2½" NST (NH)	***AV250***
	2½" NYFD	***AV250NYFD*** [1]

[1] supplied with red hand wheel

Female x Female

Inlet Female NPT	Outlet Female NPT	*Cast Brass* Part #
1½"	1½"	***AVF150***
2½"	2½"	***AVF250***

Replacement Parts

Description	Part #
aluminum handwheel for 1½" valve	***AV150-W***
aluminum handwheel for 2½" valve	***AV250-W***
handwheel nut for 1½" valve	***AV150-N***
handwheel nut for 2½" valve	***AV250-N***
valve seal rubber for 1½" valve	***AV150-RBR***
valve seal rubber for 2½" valve	***AV250-RBR***

Dimensions

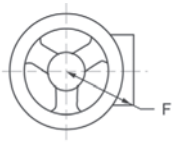

Size	A	B	C closed	C open	D	F
1½"	2-11/64"	2-7/32"	6⅝"	7-21/32"	3¾"	2-13/16"
2½"	3-3/16"	3-3/16"	9¼"	11"	5"	3-19/32"

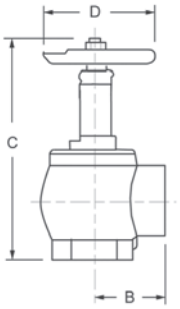

MURDOCK industrial | Sales@MurdockIndustrial.com www.HoseWarehouse.com | Phone: 330-535-7105 Fax: 330-535-1125 | Skype: MurdockIndustrial

Grooved Angle Valves

Application:
- commercial fire protection

Features:
- made in the USA
- easy for contractor to install
- groove inlet
- Buna-N gasket
- working pressure: **300 PSI** at **70°F (21°C)**
- UL listed, FM approved, ULC approved

Description	*Cast Brass* Part #
groove x male	***AVG250F***
groove x groove	***AVG250G***
groove x female	***AVGF250***

500# Angle Hose Valves

Applications:
- fire department, gravity and pressure tank connections, test connections, and public water supplies to sprinkler and standpipe systems where it is necessary to access the system for a fire hose connection

Features:
- designed and approved to manage 500 PSI pressures in piping systems
- red handwheel
- FM approved
- New York City Board of Standards and Appeals, approval # MEA 54-07-E
- maximum operating pressure: **500 PSI** at **70°F (21°C)**

Female x Male

Inlet Female NPT	Outlet Male Thread	*Cast Brass* Part #
2½"	2½" NST (NH)	***AV5-250F***
2½"	2½" NYFD	***AV5-250NYFD***

Female x Female

Inlet Female NPT	Outlet Female NPT	*Cast Brass* Part #
2½"	2½"	***AVF5-250***

MURDOCK industrial | Sales@MurdockIndustrial.com www.HoseWarehouse.com | Phone: 330-535-7105 Fax: 330-535-1125 | Skype: MurdockIndustrial

Global Cast Angle Valves

Features:
- NPT inlet thread only
- aluminum handwheel
- working pressure: **300 PSI** at **70°F (21°C)**
- UL listed and FM approved
- New York City Board of Standards and Appeals, approval # MEA 54-07-E
- available finishes:
  cast (standard)
  polished: -P
  chrome: -C
  minimum quantity for special thread, consult Dixon®

Female Inlet

Inlet Female NPT	Outlet Male Thread	*Cast Yellow DZR Brass* Part #
1½"	1½" male NST (NH)	***AV150-I***
2½"	2½" male NST (NH)	***AV250-I***
2½"	2½" MNYFD	***AV250NYFD-I***

Double Female

Features:
- NPT inlet and outlet
- aluminum handwheel
- working pressure: **300 PSI** at **70°F (21°C)**
- New York City Board of Standards and Appeals, approval # MEA 54-07-E
- available finish:
  cast (standard)
  polished = -P
  chrome = -C

Inlet Female NPT	Outlet Female NPT	*Cast Yellow DZR Brass* Part #
1½"	1½"	***AVF150-I***
2½"	2½"	***AVF250-I***

Dimensions

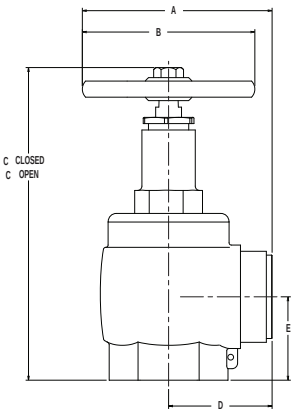

Size	A	B	C closed	C open	D	E	Wt. in Lbs.
1½"	4.13"	3.75"	6.80"	7.78"	2.25"	1.81"	4.4
2½"	5.69"	5.00"	9.00"	10.72"	3.19"	2.59"	9.5

MURDOCK industrial | Sales@MurdockIndustrial.com www.HoseWarehouse.com | Phone: 330-535-7105 Fax: 330-535-1125 | Skype: MurdockIndustrial

Global Forged Angle Hose Valves

Features:

- to be used with a fire hose rack assembly, or as a fire department outlet connection
- UL listed and FM approved
- red steel handwheel
- maximum operating pressure: **300 PSI** at **70°F (21°C)**
- polished or chrome plated parts with other outlet threads are also available, consult Dixon® for information

Female x Male

Inlet Female NPT	Outlet Male Thread	*Forged Brass* Part #
1½"	1½" NST (NH)	***AV151***
2½"	2½" NST (NH)	***AV251***
	2½" NYC	***AV251NYC***
	2½" NYFD	***AV251NYFD***

Female x Female

Inlet Female NPT	Outlet Female NPT	*Forged Brass* Part #
1½"	1½"	***AVF151***
2½"	2½"	***AVF251***

Replacement Parts

handwheel nut

valve seal

Description	Part #
handwheel for 1½" valve	***AV151-WR***
handwheel for 2½" valve	***AV251-WR***
handwheel nut for 1½" and 2½" valve	***AV251-N***
valve seal rubber for 1½" valve	***AV151-RBR***
valve seal rubber for 2½" valve	***AV251-RBR***

MURDOCK industrial | Sales@MurdockIndustrial.com www.HoseWarehouse.com | Phone: 330-535-7105 Fax: 330-535-1125 | Skype: MurdockIndustrial

Non-rising Stem Wedge Disc Gate Valves

FM

Features:
- red iron handwheel, with brass cap and chain
- cap not included on the NYFD threaded valve and special threaded valves
- solid wedge disc with tapered seats
- 2½" UL listed and FM approved
- FM approved
- working pressure: **300 PSI** at **70°F (21°C)**
- other configurations are available, contact Dixon® for additional information

Inlet Female NPT	Outlet Male Thread	UL Listed	*Cast Brass* Part #
1½"	1½" NST (NH)	no	***WDGV150F***
2½"	2½" NST (NH)	yes	***WDGV250F***
2½"	2½" NYFD	yes	***WDGV250NYFD***

Dimensions

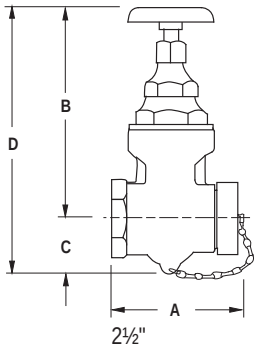

Size	A	B	C	D
1½"	3-49/64"	5⅝"	1⅛"	6⅜"
2½"	6"	10¾"	2½"	13¼"

Global Non-rising Stem Wedge Disc Gate Valves

UL FM

Features:
- working pressure: **300 PSI** (2069 kPa)
- custom male thread available
- UL listed and FM approved
- non-rising stem
- cast brass with solid wedge disc and tapered seats
- red iron wheel handle with cap and chain (cap not supplied on non-standard threads)
- alloy = DZR brass
- furnished with 2½" NST brass cap and chain
- available finishes:
  - cast (standard)
  - polished trim - P
  - cast chrome - RC
  - polished chrome trim - C

Inlet Female NPT	Outlet Male NST	UL Listed	*Cast DZR Brass* Part #
2½"	2½"	yes	***GWDGV250F***

Dimensions

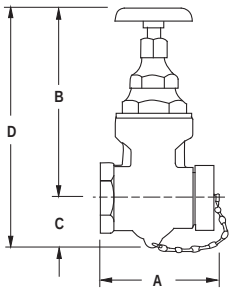

Size	A	B	C	D
2½"	5"	7¾"	2½"	10"

MURDOCK industrial | Sales@MurdockIndustrial.com www.HoseWarehouse.com | Phone: 330-535-7105 Fax: 330-535-1125 | Skype: MurdockIndustrial

Non-rising Stem Wedge Disc Gate Valves

Applications:
- for use on standpipes, fire pumps and hydrants

Features:
- satin finish
- red handwheel
- solid wedge disc with tapered seats
- straightway pattern
- UL listed and FM approved
- working pressure: **300 PSI** at **70°F (21°C)**

Inlet Female NPT	Outlet Male NST (NH)	*Forged Brass* Part #
2½"	2½"	***WDGV251F***
3"	2½"	***WDGV3025F***

Rising Stem Wedge Disc Gate Valves

Features:
- red iron handwheel, with brass cap and chain
- solid wedge disc with tapered seats
- not recommended for wet standpipe systems, use AV250 (18-157) for this purpose, see page 821
- other configurations are available, contact Dixon® for additional information

Inlet Female NPT	Outlet Male	Working Pressure PSI	*Cast Brass* Part #
2½"	2½" NST (NH)	**200**	***RWDGV250F***
3"	2½" NST (NH)	**300**	***RWDGV3025F*** [1]

[1] UL listed

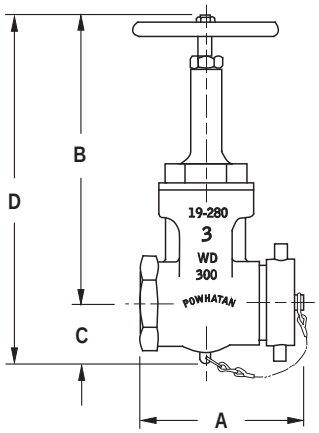

Dimensions

Size	A	B closed	C	D closed	D open
2½"	6½"	11	2½"	13½"	16¼"
3" x 2½"	6-3/16"	11	2½"	13½"	16¼"

MURDOCK industrial | Sales@MurdockIndustrial.com www.HoseWarehouse.com | Phone: 330-535-7105 Fax: 330-535-1125 | Skype: MurdockIndustrial

Single Hydrant Gate Valves with Hand Wheel

Application:
- used to throttle the flow from a fire hydrant preventing damage to the hydrant

Features:
- O-ring seal
- UL listed
- for use on standpipes and fire pumps where UL listing is required
- maximum operating pressure: **175 PSI** (water only) at **70°F (21°C)**
- other configurations are available, contact Dixon® for additional information

Inlet Female	Outlet Male	*Cast Red Brass* Part #
2½" NST (NH)	2½" NST (NH)	***UHGV250F***
2½" NST (NH)	2½" NST (NH)	***UHGV250F-D***

Replacement Part

Description	Part #
handwheel	***UHGV250-W***

Single Hydrant Gate Valves with Speed Handle

Application:
- used to throttle the flow from a fire hydrant preventing damage to the hydrant

Features:
- pin lug swivel, non-rising stem, aluminum speed handle
- rubber seal
- for use on hydrants, standpipes, and fire pumps
- maximum operating pressure: **175 PSI** (water only) at **70°F (21°C)**
- other configurations are available, contact Dixon® for additional information

Inlet Female	Outlet Male	*Cast Red Brass* Part #
2½" NST (NH)	2½" NST (NH)	***HGV250F***
2½" NST (NH)	2½" NST (NH)	***HGV250F-D***
2½" NST (NH)	2½" NPSH	***HGV250***

Replacement Part

Description	*Aluminum* Part #
speed handle	***HGV250-H***

MURDOCK industrial | Sales@MurdockIndustrial.com www.HoseWarehouse.com | Phone: 330-535-7105 Fax: 330-535-1125 | Skype: MurdockIndustrial

Single Hydrant Gate Valves with Handwheel

Application:
- protects fire hydrants from damage that can occur if they are used for throttling

Features:
- pin lug swivel, non-rising stem, red handwheel
- metal to metal seal
- UL listed
- for use on hydrants, standpipes, and fire pumps
- maximum operating pressure: **300 PSI** (water only) at **70°F (21°C)**

Inlet Female	Outlet Male	*Forged Brass* Part #
2½" NST (NH)	2½" NST (NH)	***HGVW250F***

Replacement Part

Description	Part #
handwheel	***HGVW250-W***

Hydrant Gate Valves with Speed Handle

Features:
- protects fire hydrants from damage that can occur if they are used for throttling
- full 2½" waterway
- anodized throughout - minimum thickness 0.001"
- test pressure: **250 PSI**, working pressure: **100 PSI** at **70°F (21°C)**

Inlet Female Swivel	Outlet Male	*Aluminum Alloy, 356-T6* Part #
2½" NPSH	2½" NPSH	***AHGV250***
2½" NST (NH)	2½" NST (NH)	***AHGV250F***

handwheel and knob

Replacement Part

Description	Part #
handwheel and knob	***HGV-HDWHL***
knob only	***HGV-KNOB***

Global Hydrant Gate Valves with Speed Handle

Application:
- protects fire hydrants from damage that can occur if they are used for throttling

Features:
- pin lug swivel, non-rising stem, aluminum speed handle
- non-metalic seal
- maximum operating pressure: **175 PSI** (water only) at **70°F (21°C)**

Inlet Female NST (NH)	Outlet Male NST (NH)	*Aluminum Alloy* Part #
2½"	2½"	***AHGV250F-I***

Replacement Part

Description	*Aluminum* Part #
speed handle	***AHGV250F-H***

MURDOCK industrial | Sales@MurdockIndustrial.com www.HoseWarehouse.com | Phone: 330-535-7105 Fax: 330-535-1125 | Skype: MurdockIndustrial

Large Diameter (LDH) Gate Valves

Application:
- used on the suction intake and discharge sides of a pumper or on a hydrant

Features:
- 30° elbow needs only 8 easy turns to open and close
- non-rising stem, with an air bleed off
- finish anodized throughout - minimum thickness 0.001"
- maximum operating pressure: **280 PSI** at **70°F (21°C)**, without relief valve
- 4½" minimum waterway

Storz x Storz

Inlet Storz	Outlet Storz	Length	Width	Height	*Aluminum Alloy, 356-T6* Part #
4"	4"	9"	6¼"	19½"	***SGV440***
	5"	9"	7¾"	19½"	***SGV450***
5"	4"	9"	7¾"	19½"	***SGV540***
	5"	9"	7¾"	19½"	***SGV550***

- all measurements include handles

Storz x Storz 30° with Air Bleeder

Inlet Storz	Outlet Storz	Length	Width	Height	*Aluminum Alloy, 356-T6* Part #
4"	4"	9"	6¼"	20.0"	***SGV30-440***
	5"	9"	7¾"	20.0"	***SGV30-450***
5"	4"	9"	7¾"	20.0"	***SGV30-540***
	5"	9"	7¾"	20.0"	***SGV30-550***

- all measurements include handles

Storz x Female Swivel

Inlet Storz	Outlet Female NST Swivel	Length	Width	Height	*Aluminum Alloy, 356-T6* Part #
4"	4"	9"	6"	19½"	***FSGV440F***
	4½"	9"	6½"	19½"	***FSGV445F***
	5"	9"	7"	19½"	***FSGV450F***
	6"	9"	8"	19½"	***FSGV460F***
5"	4"	9"	6"	19½"	***FSGV540F***
	4½"	9"	6½"	19½"	***FSGV545F***
	5"	9"	7"	19½"	***FSGV550F***
	6"	9"	8"	19½"	***FSGV560F***

- all measurements include handles

MURDOCK industrial | Sales@MurdockIndustrial.com www.HoseWarehouse.com | Phone: 330-535-7105 Fax: 330-535-1125 | Skype: MurdockIndustrial

Wharf Hydrants

Features:
- used to provide a fire department outlet connection
- pentagon nut at top of spindle discourages unauthorized use
- hydrostatically tested
- maximum operating pressure: **300 PSI** at **70°F (21°C)**

Inlet Female NPT	Outlet Male NST (NH)	Height Open	Height Closed	*Cast Brass* Part #
3"	2½"	16.38	14.25	***WHYD3025F***
4"	2½"	16.38	14.25	***WHYD4025F***
4"	4½"	18.13	15.63	***WHYD4045F***

Replacement Parts

hand wheel

pentagon hex nut

Description	Part #
optional hand wheel	***46-030-00025***
pentagon hex nut	***44-251-00006***

Forestry Grade ¼ Turn Ball Type Wye Valves

1" - 1½"

2½"

Features:
- cast aluminum swivel inlet, anodized body, hard-coated threads
- built to US Forest Service specifications
- 1" and 1½" for use up to **600 PSI** (water/AFFF only); 2½" for use up to **400 PSI** (water/AFFF only)

Female Thread	(2) Male Threads	*Cast Aluminum* Part #
1" NPSH	1" NPSH	***FWV10S10S***
1½" NPSH	1½" NPSH	***FWV15S15S***
1½" NST (NH)	1½" NST (NH)	***FWV15F15F***
2½" NST (NH)	1½" NST (NH)	***FWV25F15F***
2½" NST (NH)	2½" NST (NH)	***FWV25F25F***

MURDOCK industrial | Sales@MurdockIndustrial.com www.HoseWarehouse.com | Phone: 330-535-7105 Fax: 330-535-1125 | Skype: MurdockIndustrial

¼ Turn Ball Type Wye Valve

Features:
- rocker lug swivel
- operates easily under high pressure
- handles are not field replaceable
- seals on the ball are field adjustable and field replaceable
- maximum operating pressure: **175 PSI** (water only) at **70°F (21°C)**

Specification:
- meets NSN specifications # 4210-00-255-0234

Inlet Female	(2) Outlets Male	*Cast Brass* Part #
2½" NST (NH)	1½" NPSH	***S7337S***

Full Flow ¼ Turn Ball Type Wye Valves

Features:
- recommended for charged pre-connected hose lines
- pin lug swivel
- maximum operating pressure: **175 PSI** (water only) at **70°F (21°C)**
- other configurations are available, contact Dixon® for additional information

Inlet Female Swivel	(2) Outlets Male	*Cast Brass* Part #
1½" NPSH	1½" NPSH	***S7100-15S***
1½" NST (NH)	1½" NST (NH)	***S7100-15***
2½" NST (NH)	1½" NST (NH)	***S7100***

Leader Line ¼ Turn Ball Type Wye Valve

Features:
- body painted red with chrome trim
- maximum operating pressure: **400 PSI** (water only) at **70°F (21°C)**

Inlet Female NST (NH)	(2) Outlets Male NST (NH)	*Brass* Part #
2½"	1½"	***LLBV2515F***

¼ Turn Plug Type Wye Valves

Features:
- pin lug swivel
- maximum operating pressure: **175 PSI** (water only) at **70°F (21°C)**
- not recommended for charged pre-connected hose ⚠



Inlet Female NST (NH)	(2) Outlets Male	*Cast Brass* Part #
2½"	1½" NST (NH)	***S6175***
2½"	1½" NPSH	***S6175S***

MURDOCK industrial | Sales@MurdockIndustrial.com www.HoseWarehouse.com | Phone: 330-535-7105 Fax: 330-535-1125 | Skype: MurdockIndustrial

2-Way Ball Valves

1½"

2½"

3" - 6"

Inlet Female Swivel	(2) Outlet Male	*Aluminum* Part #
1½" NST (NH)	1½" NST (NH)	***FMBV15F15F***
1½" NPSH	1½" NPSH	***FMBV15S15S***
2½" NST (NH)	1½" NST (NH)	***FMBV25F15F***
2½" NST (NH)	2½" NST (NH)	***FMBV25F25F***
4" NST (NH)	2½" NST (NH)	***FMBV40F25F***
4½" NST (NH)	2½" NST (NH)	***FMBV45F25F***

Plain Wyes with Pin Lugs

Features:
- divides one stream into two
- other configurations are available, contact Dixon® for additional information

Inlet Female	(2) Outlets Male	*Cast Brass* Part #
1½" NST (NH)	1½" NST (NH)	***PW15F15F***
1½" NPSH	1½" NPSH	***PW15S15S***
2½" NST (NH)	1½" NST (NH)	***PW25F15F***
2½" NST (NH)	2½" NST (NH)	***PW25F25F***

MURDOCK industrial | Sales@MurdockIndustrial.com www.HoseWarehouse.com | Phone: 330-535-7105 Fax: 330-535-1125 | Skype: MurdockIndustrial

Straight Globe Valves

Features:
- ideal for wet and combination systems
- used with a fire hose rack assembly, or as a fire department outlet connection
- aluminum handwheel
- maximum operating pressure: **300 PSI** at **70°F (21°C)**

Female x Male

Inlet Female NPT	Outlet Male NST (NH)	*Cast Brass* Part #
1½"	1½"	***SGV150F***
2½"	2½"	***SGV250F***

Female x Female

Inlet Female NPT	Outlet Female NPT	*Cast Brass* Part #
1½"	1½"	***SGVF150***
2½"	2½"	***SGVF250***

Dimensions

Size	A	B	C closed	D open
1½"	2⅜"	4¾"	7¼"	8"
2½"	3-9/32"	6-9/16"	7⅜"	8⅛"

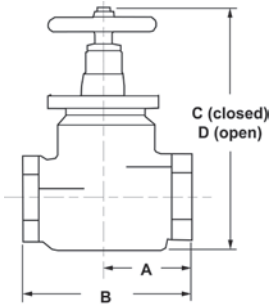

Angled Ball Drip Valves

Features:
- seals automatically under pressure
- installed horizontally, the ball seats at approximately **8-10 PSI**
- working pressure: **175 PSI** at **70°F (21°C)**



Male NPT	Male NPT	*Brass* Part #
½"	½"	***ASBDV50***
¾"	¾"	***ASBDV75***

Straight Ball Drip Valves

Application:
- designed to drain the low point of a system

Features:
- place valve between a fire department connection and a swing check valve
- seals automatically under pressure
- install horizontally
- working pressure: **175 PSI** at **70°F (21°C)**

Male NPT	Male NPT	*Brass* Part #
½"	½"	***SBDV50***
¾"	¾"	***SBDV75***

MURDOCK industrial | Sales@MurdockIndustrial.com www.HoseWarehouse.com | Phone: 330-535-7105 Fax: 330-535-1125 | Skype: MurdockIndustrial

Factory Set Pressure Reducing Brass Angle Valves

Features:

- true combination shut-off and pressure reducing valves
- 1½" reduces inlet pressure of 300 PSI (2069 kPa) or less to working pressures of **10** through **175 PSI** (69-1207 kPa); 2½" reduces inlet pressures of 400 PSI (2758 kPa) or less to working pressures of **20** through **175 PSI** (138-1207 kPa) under discharge or static conditions
- female x female valves have an open / closed indicator bonnet for confirmation of status
- tamper resistant and automatic
- available with a tamper proof switch
- all debris must be flushed from the system prior to being placed into service
- complete switch, bracket and housing available for field mounting, consult Dixon® for price and availability
- other configurations are available, contact Dixon® for additional information

Specifications:

- UL listed for Automatic Sprinkler Systems as floor or zone control valves
- Standpipe Systems, Class I, II and III
- Automatic Check Valve for Dual Riser Systems
- Approved by New York City Board of Standards and Appeals, approval # MEA 54-07-E
- Approved by City of Los Angeles and the City of San Francisco (ULC 2½")

Female x Male

Inlet Female NPT	Outlet Male NST (NH)	*Cast Brass* Part #
1½"	1½"	***NAPRAV150F-15*** ***NAPRAV150F-20*** ***NAPRAV150F-25*** ***NAPRAV150F-30*** ***NAPRAV150F-35***
2½"	2½"	***NAPRAV250F-55*** ***NAPRAV250F-60*** ***NAPRAV250F-65*** ***NAPRAV250F-70*** ***NAPRAV250F-75*** ***NAPRAV250F-80***

Female x Female

Inlet Female NPT	Outlet Female NPT	*Cast Brass* Part #
1½"	1½"	***NAPRAVF150-15*** ***NAPRAVF150-20*** ***NAPRAVF150-25*** ***NAPRAVF150-30*** ***NAPRAVF150-50***
2½"	2½"	***NAPRAVF250-55*** ***NAPRAVF250-60*** ***NAPRAVF250-65*** ***NAPRAVF250-70*** ***NAPRAVF250-75*** ***NAPRAVF250-80***

Dimensions

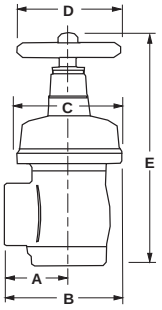

Size	A	B	C	D	E closed	E open
1½"	2-7/32"	4-5/32"	3⅞"	3¾"	9-25/64"	8-53/64"
2½"	3-7/32"	6-3/32"	5¾"	5¾"	11⅜"	10-13/16"

MURDOCK industrial | Sales@MurdockIndustrial.com www.HoseWarehouse.com | Phone: 330-535-7105 Fax: 330-535-1125 | Skype: MurdockIndustrial

Factory Set Pressure Reducing Brass Standard Globe Valve

Female x Female

Inlet Female NPT	Outlet Female NPT	*Cast Brass* Part #
2½"	2½"	***NAPRVF250-55*** ***NAPRVF250-60*** ***NAPRVF250-65*** ***NAPRVF250-70*** ***NAPRVF250-75*** ***NAPRVF250-80***

Grooved x Grooved

Inlet Grooved	Outlet Grooved	*Cast Brass* Part #
2½"	2½"	***NAPRVGT250-55*** ***NAPRVGT250-60*** ***NAPRVGT250-65*** ***NAPRVGT250-70*** ***NAPRVGT250-75***

Dimensions

Size	Style	A	B	C	D	E closed	E open
2½"	NPT	3⅞"	7¾"	5¾"	5¾"	12¾"	12-13/16"
2½"	grooved	4⅜"	8¾"	5¾"	5¾"	12¾"	12-13/16"

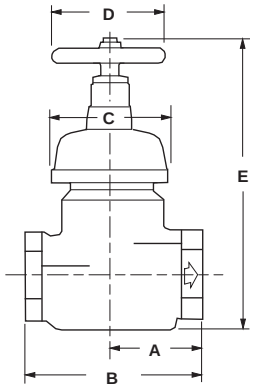

Accessories

Description	Part #
2½" tamper switch bracket kit (bonnet, nut, switch, bracket)	***4201901587***
switch bracket only	***18-458-00017***
replacement handles for 1½" valves	***AV150-W***
replacement handles for 2½" valves	***46-030-00025***



MURDOCK industrial | Sales@MurdockIndustrial.com www.HoseWarehouse.com | Phone: 330-535-7105 Fax: 330-535-1125 | Skype: MurdockIndustrial

Factory Set Pressure Reducing (regulating) Valves

Features:

- (4) drilled and tapped bosses:
  - two on each side for upstream and downstream pressure monitoring
  - saves installation time and provides a cleaner appearance
- 2½" size reduces inlet pressures of **400 PSI** (2758 kPa) or less to desired working pressures from **20** through **175 PSI** (138-1207 kPa) under discharge or static conditions
- UL listed
- tamper switch available

Angle Grooved x Grooved

Inlet Grooved	Outlet Grooved	*Cast Brass* Part #
2½"	2½"	***NAPRAVGT250-55*** ***NAPRAVGT250-60*** ***NAPRAVGT250-65*** ***NAPRAVGT250-70*** ***NAPRAVGT250-75*** ***NAPRAVGT250-80*** ***NAPRAVGT250-85*** ***NAPRAVGT250-95***

Angle Grooved x Female

Inlet Grooved	Outlet Female NPT	*Cast Brass* Part #
2½"	2½"	***NAPRAVGFT250-55*** ***NAPRAVGFT250-60*** ***NAPRAVGFT250-65*** ***NAPRAVGFT250-70*** ***NAPRAVGFT250-75*** ***NAPRAVGFT250-80*** ***NAPRAVGFT250-85*** ***NAPRAVGFT250-95***

Globe Female x Female

Inlet Female NPT	Outlet Female NPT	*Cast Brass* Part #
2½"	2½"	***NAPRVFT250-55*** ***NAPRVFT250-60*** ***NAPRVFT250-65*** ***NAPRVFT250-70*** ***NAPRVFT250-75*** ***NAPRVFT250-80*** ***NAPRVFT250-85***

Globe Grooved x Grooved

Inlet Grooved	Outlet Grooved	*Cast Brass* Part #
2½"	2½"	***NAPRVGT250-55*** ***NAPRVGT250-60*** ***NAPRVGT250-65*** ***NAPRVGT250-70*** ***NAPRVGT250-75*** ***NAPRVGT250-80*** ***NAPRVGT250-85***

Dimensions

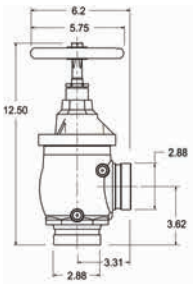

grooved x grooved angle valve

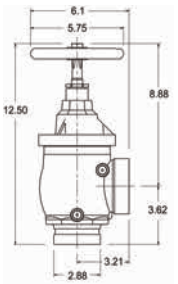

grooved x female angle valve

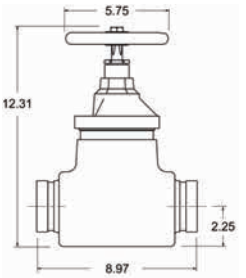

grooved x grooved globe valve

MURDOCK industrial | Sales@MurdockIndustrial.com www.HoseWarehouse.com | Phone: 330-535-7105 Fax: 330-535-1125 | Skype: MurdockIndustrial

Field Adjustable Pressure Reducing Valves

Features:
- UL listed
- allows flexibility during installation with the ability to adjust settings once installed as hydraulic conditions change
- used in applications where the inlet pressure is greater than **175 PSI**
- ¼" NPT gauge ports - both sides, drilled and tapped standard
- ⅜" adjusting rod included



Angle Valves

Inlet	Outlet	*Cast Brass* Part #
2½" FNPT	2½" MNST	***FAPRAV250F***
2½" FNPT	2½" FNPT	***FAPRAVF250***
2½" groove	2½" MNST	***FAPRAVG250F***
2½" groove	2½" groove	***FAPRAVG250G***

Straight Valves

Inlet	Outlet	*Cast Brass* Part #
2½" groove	2½" groove	***FAPRVG250***
2½" FNPT	2½" FNPT	***FAPRVF250***

Replacement Parts

Description	*Cast Iron* Part #
handwheel	***46-030-00025***

Setting Instructions:
1. Determine desired outlet pressure for known inlet pressure.
2. Remove the tamper-resistant screw and slide the plastic cover up to access the adjusting nut.
3. Use a ⅜" diameter rod in any one of the 6 holes in the adjusting nut and rotate counter clockwise to increase the pressure at the outlet.
4. Check valve under pressure under static and under the anticipated flowing conditions to ascertain that the setting produces the expected results.

Adjustable Pressure Restricting Devices

Features:
- for installation on Class I or Class III standpipe system hose outlets
- device restricts pressure in the piping system to such a degree that hose lines can be handled by persons untrained in the handling of heavy fire streams
- New York City Board of Standards and Appeals, approval # MEA 54-07-E
- 2½" UL listed
- working pressure: **175 PSI** at **70°F (21°C)**



Female Thread	Male Thread	*Cast Brass* Part #
1½" NST (NH)	1½" NST (NH)	***APRD150F***
2½" NST (NH)	2½" NST (NH)	***APRD250F***

MURDOCK industrial | Sales@MurdockIndustrial.com www.HoseWarehouse.com | Phone: 330-535-7105 Fax: 330-535-1125 | Skype: MurdockIndustrial

Domestic Adjustable Pressure Restricting Angle Valves

Application:
- used where flowing water pressure needs to be controlled

Features:
- preset orifices restrict the volume of water thereby lowering the pressure of the flowing water; NFPA requires restricting valves where inlet pressure exceeds 100 PSI
- restricting valve has no effect on the static pressure of a system
- can be manually by-passed if required by opening the valve fully, this is accomplished by breaking the breakable link, which allows the valve stem to rise to the full open position
- breakable link also serves as an indication of valve condition and status; if valve is opened without breaking the link it will resume its previous position and no resetting is necessary
- restricts inlet pressure from 70 PSI up to a maximum of 175 PSI
- restricts down to outlet pressures of 65, 80 or 100 PSI, outlet pressures may be set below 65 PSI when authorized by the local authority having jurisdiction
- restricts only under flow conditions
- setting charts are packed with valve
- UL listed
- New York City Board of Standards and Appeals, approval # MEA 54-07-E
- maximum operating pressure: up to **175 PSI**
- aluminum handwheel
- other configurations are available, contact Dixon® for additional information

Female x Male

Inlet Female NPT	Outlet Male NST (NH)	*Cast Brass* Part #
1½"	1½"	***AVAPR150F***
2½"	2½"	***AVAPR250F***

Female x Female

Inlet Female NPT	Outlet Female NPT	*Cast Brass* Part #
1½"	1½"	***AVAPRF150***
2½"	2½"	***AVAPRF250***

Global Adjustable Pressure Restricting Angle Valves

Application:
- used when flowing water pressure needs to be controlled

Features:
- preset orifices restrict the volume of water thereby lowering the pressure of the flowing water; NFPA requires restricting valves where inlet pressure exceeds 100 PSI
- restricting valve has no effect on the static pressure of a system
- restricting device can be manually by passed if required by opening the valve fully: pull the pin allowing the yoke to fall back from the valve stem which allows valve to be fully opened, when valve needs to be restricted again, slide the yoke back into place to be NFPA compliant

Female x Male

Inlet Female NPT	Outlet Male NST (NH)	*Cast Brass* Part #
1½"	1½"	***AVAPR150F-I***
2½"	2½"	***AVAPR250F-I***

Female x Female

Inlet Female NPT	Outlet Female NPT	*Cast Brass* Part #
1½"	1½"	***AVAPRF150-I***
2½"	2½"	***AVAPRF250-I***

MURDOCK industrial | Sales@MurdockIndustrial.com www.HoseWarehouse.com | Phone: 330-535-7105 Fax: 330-535-1125 | Skype: MurdockIndustrial

Back Flow Preventer

Features:

- provides maximum protection against backflow caused by back-pressure or back-siphonage from a cross-connection wherein a contaminant hazard exists
- consists of two spring-loaded poppet type check valves and a mechanically independent, hydraulically dependent pressure differential relief valve
- three top mounted test cocks ensure easy access during repair and maintenance
- working pressure: to **175 PSIG**
- temperature range: **33°F** to **180°F (.5°C** to **82°C)**
- meets Foundation for Cross Connection Control and Hydraulic Research at University of Southern California Manual Section 10, ASSE 1015, AWWA C-510 and CSA B64.4 specifications
- UL listed and FM approved
- create a Fire Hydrant Backflow Preventer by using the ***RSMSA25F20T*** (page 780) and the ***DMH2025F*** (page 782)



NPT Thread	*Brass* Part #
2"	***BFP200***

Chicago Pattern Valves

Features:

- aluminum handwheel
- maximum operating pressure: **175 PSI** at **70°F (21°C)**

Inlet Male NPT	Outlet Male	*Cast Brass* Part #
1½"	1½" NST (NH)	***CPV150F***

MURDOCK industrial | Sales@MurdockIndustrial.com www.HoseWarehouse.com | Phone: 330-535-7105 Fax: 330-535-1125 | Skype: MurdockIndustrial

Sprinkler Hose Valve

Features:
- aluminum wheel
- UL listed and FM approved for automatic sprinkler and standpipe systems
- working pressure: **175 PSI** (water only) at **70°F (21°C)**

Inlet Male NPT	Outlet Male NST (NH)	*Cast Brass* Part #
1"	1½"	***ASHV1015F***

Push Pull Drain Valve

Features:
- direct mount
- 2½" handle length

Inlet	Outlet	*Brass* Part #
¾" FNPT	¾" FNPT	***PPDV75***

Automatic Drain Vent Valve

Features:
- attaches to the hose end of a hose rack nipple keeping the hose free of moisture by draining water from a leaky valve; when the valve is opened for use a spring valve closes the drain and directs all water through the hose
- other threads and finishes are available, consult Dixon® for more information

Female NST (NH)	Male NST (NH)	Working Pressure (PSI)	*Cast Brass* Part #
1½"	1½"	**175**	***ADV150F***

MURDOCK industrial | Sales@MurdockIndustrial.com www.HoseWarehouse.com | Phone: 330-535-7105 Fax: 330-535-1125 | Skype: MurdockIndustrial

Piston Intake Relief Valves

Features:

- standard with a 30° elbow (permitting smoother water flow), adjustable relief valve, retractable knob on hand wheel and air bleed off
- permits safe controlled flow to the intake pump and can also be used to draft
- 9 easy turns open and close the valve
- **280 PSI** at **70°F (21°C)**, without relief valve
- 4½" minimum waterway
- finish anodized throughout - minimum thickness 0.001"
- relief valve - double spring, cartridge type, adjustable from **50** to **200 PSI**

Storz x Female Swivel

Storz	Female Swivel NST (NH)	Length	Width	Height	*Aluminum Alloy, 356-T6* Part #
4"	4"	12"	8"	17"	***FSGR440F***
	4½"	12"	8"	17"	***FSGR445F***
	5"	12"	8"	17"	***FSGR450F***
	6"	12"	8"	17"	***FSGR460F***
5"	4"	12"	8"	17"	***FSGR540F***
	5"	12"	8"	17"	***FSGR550F***
	6"	12"	8"	17"	***FSGR560F***

Female Swivel x Male

Male NST (NH)	(2)Female NST (NH) Swivel	Length	Width	Height	*Aluminum Alloy, 356-T6* Part #
4"	4"	12"	8"	17"	***FMGR40F40F***
	4½"	12"	8"	17"	***FMGR40F45F***
	5"	12"	8"	17"	***FMGR40F50F***
	6"	12"	8"	17"	***FMGR40F60F***
4½"	4"	12"	8"	17"	***FMGR45F40F***
	4½"	12"	8"	17"	***FMGR45F45F***
	5"	12"	8"	17"	***FMGR45F50F***
	6"	12"	8"	17"	***FMGR45F60F***
5"	4"	12"	8"	17"	***FMGR50F40F***
	4½"	12"	8"	17"	***FMGR50F45F***
	5"	12"	8"	17"	***FMGR50F50F***
	6"	12"	8"	17"	***FMGR50F60F***
6"	6"	12"	8"	17"	***FMGR60F60F***

Replacement Parts

Description	Part #
handwheel and knob	***PV-HDWHL***
knob only	***PV-KNOB***

PV-HDWHL

MURDOCK industrial | Sales@MurdockIndustrial.com www.HoseWarehouse.com | Phone: 330-535-7105 Fax: 330-535-1125 | Skype: MurdockIndustrial

Butterfly Valves

Storz x Female Swivel

Features:
- permits safe controlled flow to the intake pump, can be used for draft situations
- pressure range: **150-300 PSI** working pressure at **70°F (21°C)**
- water way: 4½", 5", and 6" maximum
- materials: body-*ASTN A-126 cast iron,* wafer-lightweight *aluminum cast 356-T6,* , seat - *Buna*
- ¾" push-pull drain valve
- standard 10-position locking style lever
- finish anodized cast aluminum bolt flanges - minimum thickness 0.001"
- lever handle to center valve is 10¼"
- can be used in either direction (e.g. inlet/outlet)

Storz	Female NST (NH) Swivel	Length	Width	Height	Working Pressure (PSI)	*ASTN A-126 Cast Iron* Part #
4"	4"	9½"	11"	18"	**185**	***SFBTFLY4040F***
	4½"	9½"	11"	18"	**185**	***SFBTFLY4045F***
	5"	9½"	11"	18"	**185**	***SFBTFLY4050F***
	6"	9½"	11"	18"	**185**	***SFBTFLY4060F***
5"	4"	9½"	11"	18"	**185**	***SFBTFLY5040F***
	4½"	9½"	11"	18"	**185**	***SFBTFLY5045F***
	5"	9½"	11"	18"	**185**	***SFBTFLY5050F***
	6"	9½"	11"	18"	**185**	***SFBTFLY5060F***
6"	6"	9½"	13"	18"	**185**	***SFBTFLY6060F***

L/H - Male x Female Swivel

Features:
- permits safe controlled flow to the intake pump, can be used for draft situations
- standard 10 position lever handle
- ¾" push-pull drain valve standard
- pressure range: **150-300 PSI** at **70°F (21°C)**
- water way: 4½", 5", and 6" maximum
- seat: Buna
- finish: anodized cast aluminum bolt flanges (minimum thickness 0.001")
- lever handle to center valve is 10¼", unit can be used in either direction e.g. inlet/outlet

Male NST (NH)	Female NST (NH) Swivel	Length	Width	Height	Working Pressure (PSI)	*ASTN A-126 Cast Iron* Part #
4"	4"	9½"	11"	18"	**200**	***FMBTFLY40F40F***
4"	4½"	9½"	11"	18"	**200**	***FMBTFLY40F45F***
4"	6"	9½"	11"	18"	**185**	***FMBTFLY40F60F***
4½"	4½"	9½"	11"	18"	**185**	***FMBTFLY45F45F***
5"	4½"	9½"	11"	18"	**185**	***FMBTFLY50F45F***
5"	5"	9½"	11"	18"	**185**	***FMBTFLY50F50F***
5"	6"	9½"	11"	18"	**185**	***FMBTFLY50F60F***
6"	6"	9½"	13"	18"	**185**	***FMBTFLY60F60F***

MURDOCK industrial | Sales@MurdockIndustrial.com www.HoseWarehouse.com | Phone: 330-535-7105 Fax: 330-535-1125 | Skype: MurdockIndustrial

Specialty Products



Fire Hose Coupling Machines and Accessories

Low Level Strainer - Floating Strainer

Dry Hydrants

Barrel and Basket Strainers

Booster Hose Installation Kit

Piston Intake Valve

Suction Hoses

Partial Listing of Powder Coating Colors Available for Wrenches

Contact Dixon Fire at 877.712.6179 for more information.

Black	Dark Blue	Medium Blue	Gray	Red	Orange

Mustard	Yellow	Green	Aqua	Plum	Pink

MURDOCK industrial | Sales@MurdockIndustrial.com www.HoseWarehouse.com | Phone: 330-535-7105 Fax: 330-535-1125 | Skype: MurdockIndustrial

Petroleum Fuel Nozzles ..... 845 to 853

Ball 845
Gravity utility 846
Pressure 846
Overwing aircraft 847
Large capacity low pressure / gravity 847
Hose shank hose swivels 848
Heavy duty hose swivels 848
MannTek hose swivels 848
Dixon® diesel and gasoline nozzle accessories 849
Single plane hose swivels 849
Multi plane hose swivels 849
Breakaways 849
FuelMaster™ diesel 850
Big Mouth™ diesel 851
Farm and consumer 852
DEF automatic shutoff 853
High flow fueler 100™ 853

Fire Nozzles ..... 854 to 857

Fog 854
Industrial fog 854
Heavy duty industrial fog 855
High pressure industrial fog 855
Electrical all-fog 855, 856
Factory mutual approved 856
Gaskets 856
Plain hose 857
Industrial washdown 857

Washdown Nozzles ..... 857 to 864

Swivel connectors for washdown spray guns 857
Ball type swivel x hose shank 857
Straight swivel x hose shank 857
Straight swivel x GHT thread 857
Hot water washdown spray 858
Lite washdown spray 858
Mini spray 859
Spray 859
Washdown wand 859
Temperature indicating spray 860
Stainless steel industrial grade spray 860
Brass industrial grade front lever spray 860
Thermal-Gard™ elevated temperature spray 861
Spray valve and hose assembly 861
Sweeper 862
Water 862
Flexible 862
Brass / rubber power flow 862
Insulated 862

Washdown Nozzles (cont.). 857 to 864

Pistol-grip 862
Twist 862
Adjust-A-Power 863
Constant flow nozzle displays 863
Constant flow nozzle with bumper 863

Washdown / Mixing Stations 864

Water-steam washdown station 864
Hot and cold water mixing station 864
Rack for mixing station 864

Pressure Washing ..... 865 to 872

Spray guns 865
Anti-fatigue 865
Pressure 865
Heavy duty anti-fatigue 865
Pressure with extension 865
Pressure with hose, nozzle & lance 865
Spray lances and extensions for pressure gun 866
Spray lances 866
Dual spray lances 866
Molded grip extensions 866
Vented grip lances 866
Telescoping lance and belt for pressure gun 867
Swiveling quick couplings 867
Fixed plugs 868
Injector nozzles 868
Line strainer 868
High pressure spray soap nozzles 869
High pressure spray nozzles 869
Quick connect soap nozzle 869
Quick connect spray nozzle 869
Multi-pack quick connect nozzles 869
Multi-pack high pressure spray nozzles 869
Spray nozzle selection guidelines 870
Turbo nozzles 871
Nozzle holders 871
Inlet filter for turbo nozzles 871
Balance release valve 871
Water broom 871
Unloader valves 872
Thermal relief valve 872
Safety release valve 872

MURDOCK industrial | Sales@MurdockIndustrial.com www.HoseWarehouse.com | Phone: 330-535-7105 Fax: 330-535-1125 | Skype: MurdockIndustrial

Ball Nozzles for Bulk Delivery

Features:
- rugged construction, high flow provides rapid fuel oil transfer/delivery
- heavy duty roller ball swivel with low temperature seals freely rotates without leaking at **-40°F (-40°C)** and **100 PSI**
- 3 PSI check valve is included to prevent back flow, 5 PSI is optional

nozzles

Female NPT Inlet	Outlet Type	*Anodized Aluminum* Part #
1¼"	swivel quick fill nut	***BL062***
1½"	swivel quick fill nut	***BL064***
1¼"	1¼" spout	***BL066***
1½"	1¼" spout	***BL068***
1½"	1½" spout	***BL072***
1¼"	1¼" female NPT	***BL066NS***
1½"	1¼" female NPT	***BL068NS***
1½"	1½" female NPT	***BL072NS***
2"	2" spout	***BL920***

BL062

replacement spouts

Size	Replacement For	*Aluminum* Part #
1¼"	***BL066, BL068***	***1143A***
1½"	***BL072, BL919***	***1125A***
2"	***BL920***	***391137***

BL072

repair kits

Repair Kits for Ball Nozzles *(BL066, BL068, BL072, BL919)*	
Description	Part #
inlet swivel seal and wear kit	***SWMF-RK2***
complete inlet swivel rebuild kit	***SWMF-RK3***
1½" FNPT replacement inlet swivel	***SWMF-RK4***
1¼" FNPT replacement inlet swivel	***SWMF-RK5***
1½" BSPP replacement inlet swivel	***SWMF-RK6***
replacement swivel outlet (BL062, BL064)	***BL005***
ball valve shaft seal kit	***BL-RK4***
complete ball nozzle seal kit	***BL-RK10***
optional check valve 5 PSI spring kit	***BL-RK11***
standard check valve 3 PSI cartridge kit	***BL-RK12***
Repair Kits for Super Ball Nozzle (BL920)	
inlet swivel grease nipple kit (optional)	***SWMF-RK1***
inlet swivel seal and wear kit	***SWMF-RK22***
complete inlet swivel rebuild kit	***SWMF-RK32***
2" FNPT replacement inlet swivel	***SWMF-RK42***
1½" FNPT replacement inlet swivel	***SWMF-RK52***
complete ball nozzle seal kit	***BL-RK102***
optional check valve 5 PSI spring kit	***BL-RK112***
standard check valve 3 PSI cartridge kit	***BL-RK122***
replacement trigger kit	***BL-RK13***

BL072NS

BL920

MURDOCK industrial | Sales@MurdockIndustrial.com www.HoseWarehouse.com | Phone: 330-535-7105 Fax: 330-535-1125 | Skype: MurdockIndustrial

Gravity Utility Nozzles


900

900W34S

900B

Application:
- for use with 12 volt pumps and gravity flow fittings in economy fuel dispensing applications

Features:
- manual operation (non-automatic)
- Underwriters Listed
- working pressure: **25 PSI**

Female NPT Inlet	Outlet Type	*Die Cast Zinc Aluminum* Part #
1"	1" female UNS	***900*** [1]
	1" straight spout	***900S***
	1" bent spout	***900B***
	¾" straight spout	***900W34S***
	¾" bent spout	***900W34B***
¾"	¾" straight spout	***900S34*** [2]
	¾" bent spout	***900B34*** [2]

[1] nozzle body only (no spout)
[2] ¾" nozzle inlet uses 1" x ¾" reducer bushing, supplied

replacement parts

Description	Part #
¾" replacement straight spout	***234-80-4***
¾" replacement bent spout	***234-80-5***
1" replacement straight spout	***875-4***
1" replacement bent spout	***875-5***
trigger	***900TK***
plunger and valve assemblies, cap, O-ring	***900SK***

Pressure Nozzle for Bulk Delivery

114DNS

114D

Features:
- manual operation (non-automatic) for high pressures and fuel flow up to **100 GPM**
- easy opening dash pot design with shockless closing
- detachable trigger ratchet, packing gland and seal
- bronze trigger

Female NPT Inlet	Outlet Type	GPM @ 10 PSI	*Aluminum* Part #
1¼"	1¼" female NPT	80	***114DNS***
	1¼" spout	80	***114D***
1½"	1½" female NPT	100	***112DNS***
	1½" spout	100	***112D***

replacement parts

Description	Part #
aluminum replacement spout for 114D	***1143A***
aluminum replacement spout for 112D	***1125A***
main poppet, 2nd poppet, cap O-ring, valve stem	***112DSK***
blank plate to replace ratchet plate if ratchet not required	***114DAL-AV-19***
main and secondary poppets, cap O-ring, valve stem assembly and packing, sleeve stem packing and nut	***114DSK***

MURDOCK industrial | Sales@MurdockIndustrial.com www.HoseWarehouse.com | Phone: 330-535-7105 Fax: 330-535-1125 | Skype: MurdockIndustrial

Overwing Aircraft Nozzles

Features:
- manual operation (non-automatic) for high pressures and fuel flow up to **60 GPM** at **20 PSI**
- easy opening dash pot design with shock-less closing
- detachable trigger ratchet, packing gland and seal
- bronze trigger and plastic guard pad to protect wing
- spout comes with cap, spring cord, fine mesh stainless steel screen filter and screw attachment for grounding cable (cable not supplied)

Female NPT Inlet	Outlet Type	*Aluminum* Part #
1¼"	1" spout	***114DAVR***
	1¼" spout	***114D-AV***
1½"	1¼" spout	***114D-AV-06ASM***

114D-AV-06ASM

replacement parts

Description	Part #
trigger, bushing, pin and cotter pin	***114/2D-TK***
main & secondary poppet assemblies, cap O-ring, valve stem assembly	***114DAV-SK***
1" spout assembly	***114DAL-AV-25***
1¼" spout assembly	***114DAL-AV-16***

Large Capacity Low Pressure / Gravity Nozzle

Application:
- for low pressure/gravity applications

Features:
- rapid flow due to 1¼" oversize design
- maximum operating pressure: **25 PSI**

Female NPT Inlet	Outlet Type	*Aluminum* Part #
1¼"	1¼" spout	***1250-94***

repair kits

Description	Part #
plunger, O-rings, valve seal, valve base, valve plate	***1250SK***

MURDOCK industrial | Sales@MurdockIndustrial.com www.HoseWarehouse.com | Phone: 330-535-7105 Fax: 330-535-1125 | Skype: MurdockIndustrial

Hose Shank Hose Swivels

Application:
- for use with petroleum and home heating oil hose

Feature:
- prevents hose twisting or kinking

Male NPT	Shank Size	*Bronze* Part #
1½"	1½"	***1565U***

repair kit

Description	Part #
replacement seal kit and retaining ring	***1500SK***

Heavy Duty Hose Swivels

Features:
- male NPT x female NPT threaded connections
- heavy duty internal thrust bearing and anti-friction seal design ensures swiveling at **-40°F (-40°C)**
- can be lubricated without disassembly by using the optional grease nipple kit below

Male NPT	Female NPT	*Bayloy* Part #
1¼"	1¼"	***SWMF125***
1½"	1½"	***SWMF150***
2"	2"	***SWMF200***

repair kits

Description	Part #
inlet swivel grease nipple kit (optional)	***SWMF-RK1***
inlet swivel seal and wear kit	***SWMF-RK22***
complete inlet swivel rebuild kit	***SWMF-RK32***
2" FNPT replacement inlet swivel	***SWMF-RK42***
1½" FNPT replacement inlet swivel	***SWMF-RK52***

MannTek Hose Swivels

Features:
- allows the hose to relax to it's natural rest position while allowing freedom of movement without adding torque stress at the point of connection
- simple design, low maintenance - consists of 2 body halves, ball bearings and a washer
- male NPT x female NPT threaded connections
- FKM seals standard, Chemraz® and Kalrez® optional contact Dixon®
- working pressure: **150 PSI**
- maximum temperature: **300°F (149°C)**

Size	*316 Stainless Steel* Part #	*Aluminum* Part #
¾"	***HS075SS***	***HS075AL***
1"	***HS100SS***	***HS100AL***
1½"	***HS150SS***	***HS150AL***
2"	***HS200SS***	***HS200AL***
3"	***HS300SS***	***HS300AL***
4"	***HS400SS***	***HS400AL***

MURDOCK industrial | Sales@MurdockIndustrial.com www.HoseWarehouse.com | Phone: 330-535-7105 Fax: 330-535-1125 | Skype: MurdockIndustrial

Dixon® Diesel and Gasoline Nozzles Accessories

Single Plane Hose Swivels

Materials:
- body: aluminum
- brass hex nut prevents galling in the nozzle
- seals: F-7036 Viton™
- retainer: nylon cord

Size	Part #
¾" x ¾"	***DAWS34***
1" x 1"	***DAWS10***

Multi-Plane Hose Swivels

Features:
- brass male end will not gall in nozzle castings
- dual O-rings seal with all fuels
- sleeve gives smooth seal surface - no leaks
- internal nylon retainer cord secures firmly but allows free rotation

Materials:
- body: machined aluminum casting
- male end: machined brass bar stock
- sleeve: machined brass bar stock

Size	Part #
¾" male NPT x ¾" female NPT	***DAC3434***
1" male NPT x ¾" female NPT	***DAC1034***

Breakaways

Features:
- unique ball valves seal both ends when separated
- design provides consistent and reliable performance
- lightweight
- easy to repair
- ¾" Underwriter's Listed

Materials:
- body: aluminum
- break rings (2): brass
- seals: F-7036 Viton™

Size	Separation Force (Lbs)	Part #
¾"	325	***DAB34***
1"	325	***DAB1***

Breakaways

Applications:
- Provides breakaway protection for high capacity fueling operations such as truck and bus terminals, mining, off-road fueling and fuel oil delivery.

Materials:
- body: nickel plated aluminum
- brass break rings: 4 total in 1¼" and 1½"; 6 total in 2"
- seals: F-7036 Viton™
- check valve - PTFE ball seals both ends when separated

Size	Separation Force in Lbs.	Part #
1¼"	600	***DAB14***
1½"	600	***DAB15***
2"	800	***DAB2***

MURDOCK industrial | Sales@MurdockIndustrial.com www.HoseWarehouse.com | Phone: 330-535-7105 Fax: 330-535-1125 | Skype: MurdockIndustrial

FuelMaster™ Diesel Nozzles

Application:
- truck stops and terminal operations (not designed for use with gravity flow tanks, small 12 volt or AC utility pumps, farm or consumer pumps)

Features:
- high flow capacity
- Micro-touch valve provides smooth operation and exceptional flow control
- Roto-matic latch pin provides positive auto shut-off
- pure PTFE packing eliminates stem leaks
- easy to change 'locknut style' spout assembly
- green scuff guard

Optional Features:
- Underwriters Listed versions
- UL listed for use with Gas 10% Ethanol blend and diesel
- super tough nylon trigger hold-open clip
- 'no pressure, no flow' (NPNF) safety valve prevents the trigger from being held open if pressure is not present

Materials:
- body and spout: aluminum
- body caps: zinc
- seals: FKM
- poppet disk: FKM
- stem packing: PTFE
- hand-guard and trigger hold open clip: super tough nylon
- trigger: steel
- snap-on cover: plastic
- scuff guard: vinyl

DFN100HF

Features:
- with trigger hold-open clip
- non Underwriters Listed nozzle

NPT Inlet	Spout Outlet	Approximate Flow Rate at 20 PSI (GPM)	Part #
1"	1-3/16"	**35**	***DFN100HF***
	1-3/16"	**45**	***DFN100SF***

Features:
- with trigger hold-open clip
  with 'no pressure, no flow' safety valve
- Underwriters Listed nozzle

NPT Inlet	Spout Outlet	Approximate Flow Rate at 20 PSI (GPM)	Part #
1"	1-3/16"	**35**	***DFN100HF-NPNF***
	1-3/16"	**45**	***DFN100SF-NPNF***

DFN100SF

Features:
- without trigger hold-open clip
- Underwriters Listed nozzle

NPT Inlet	Spout Outlet	Approximate Flow Rate at 20 PSI (GPM)	Part #
1"	1-3/16"	**35**	***DFN100HF-NC***
	1-3/16"	**45**	***DFN100SF-NC***

MURDOCK industrial | Sales@MurdockIndustrial.com www.HoseWarehouse.com | Phone: 330-535-7105 Fax: 330-535-1125 | Skype: MurdockIndustrial

Big Mouth™ Diesel Nozzles

Application:
- truck stops (not designed for use with gravity flow tanks, small 12 volt or AC utility pumps, farm or consumer pumps)

Features:
- lightweight but strong
- Micro-touch valve provides smooth operation and exceptional flow control
- Roto-matic latch pin provides positive auto shut-off
- pure PTFE packing eliminates stem leaks
- super tough nylon hand guard
- snap-on handle cover makes changing scuff guards easy
- yellow scuff guard

Optional Features:
- Underwriters Listed versions
- UL listed for use with gas 10% Ethanol blend and diesel
- super tough nylon trigger hold-open clip
- 'no pressure, no flow' (NPNF) safety valve prevents the trigger from being held open if pressure is not present

Materials:
- body and spout: aluminum
- body caps: zinc
- seals: FKM / nitrile
- poppet disk: FKM
- stem packing: PTFE
- trigger: steel
- snap-on cover: plastic
- scuff guard: vinyl

Features:
- with trigger hold-open clip
- non Underwriters Listed nozzle

NPT Inlet	Spout Outlet	Approximate Flow Rate at 20 PSI (GPM)	Part #
1"	1⅛"	**27**	***DFN100***

DFN100

Features:
- with trigger hold-open clip
  with 'no pressure, no flow' safety valve
- Underwriters Listed nozzle

NPT Inlet	Spout Outlet	Approximate Flow Rate at 20 PSI (GPM)	Part #
1"	1⅛"	**27**	***DFN100-NPNF***

Features:
- without trigger hold-open clip
- Underwriters Listed nozzle

NPT Inlet	Spout Outlet	Approximate Flow Rate at 20 PSI (GPM)	Part #
1"	1⅛"	**27**	***DFN100-NC***

DFN100-NC

MURDOCK industrial | Sales@MurdockIndustrial.com www.HoseWarehouse.com | Phone: 330-535-7105 Fax: 330-535-1125 | Skype: MurdockIndustrial

Farm and Consumer Nozzles

Application:
- small 12 volt or AC utility pumps, farm or consumer pumps (not designed for use with gravity flow tanks)

Features:
- Micro-touch valve provides smooth operation and exceptional flow control
- pure PTFE stem packing eliminates leaks
- heavy duty, strong, secure hook makes it easy to hang the nozzle on the pump
- Roto-matic latch pin provides positive auto shut-off
- Smartguard snap-on scuff guard

Optional Features:
- Underwriters Listed versions
- super tough nylon trigger hold-open clip
- 'no pressure, no flow' (NPNF) safety valve prevents the trigger from being held open if pressure is not present

Materials:
- body and spout: aluminum
- body caps: zinc or nylon
- seals: FKM
- poppet disk: FKM
- stem packing: PTFE
- hand-guard and trigger hold open clip: super tough nylon
- trigger: steel
- snap-on cover: plastic
- scuff guard: vinyl

1" diesel nozzle

Features:
- with trigger hold-open clip
- non Underwriters Listed nozzle

NPT Inlet	Spout Outlet	Approximate Flow Rate at 20 PSI (GPM)	Scuff Guard Color	Service	Part #
¾"	13/16"	**18**	black	gasoline	***DN7UOBF***
	15/16"	**23**	green	diesel	***DN7LOBF***
1"	1-1/8"	**27**	yellow	diesel	***DFN100F*** [1]

[1] Hand-guard and rear back clip: super tough nylon

¾" gasoline nozzle

Features:
- with trigger hold-open clip
- with 'no pressure, no flow' safety valve
- Underwriters Listed nozzle

NPT Inlet	Spout Outlet	Approximate Flow Rate at 20 PSI (GPM)	Scuff Guard Color	Service	Part #
¾"	13/16"	**18**	black	gasoline	***DN7UOBF-NPNF***
	15/16"	**23**	green	diesel	***DN7LOBF-NPNF***
1"	1-1/8"	**27**	yellow	diesel	***DFN100F-NPNF***

¾" diesel nozzle

Features:
- without trigger hold-open clip
- Underwriters Listed nozzle

NPT Inlet	Spout Outlet	Approximate Flow Rate at 20 PSI (GPM)	Scuff Guard Color	Service	Part #
¾"	13/16"	**18**	black	gasoline	***DN7UOBF-NC***
	15/16"	**23**	green	diesel	***DN7LOBF-NC***
1"	1-1/8"	**27**	yellow	diesel	***DFN100F-NC***

Fuel Nozzle Part Number Cross Reference

Dixon™	M. Carder	OPW	Emco	Husky	Catlow
DN7UOBF	N7UOBF	1AF-40FS	A2501F	XSF-33704	NENLF
DN7LOBF	N7LOBF	11APF-40FS	A2501LF	---	NELF

MURDOCK industrial | Sales@MurdockIndustrial.com www.HoseWarehouse.com | Phone: 330-535-7105 Fax: 330-535-1125 | Skype: MurdockIndustrial

DEF Automatic Shutoff Nozzle

Application:
- designed for diesel exhaust fluid applications

Feature:
- maximum operating pressure: **50 PSI**

Materials:
- aluminum body double coated inside and out with PTFE baked on at **500°F (260°C)**
- spout: stainless steel
- wetted parts: stainless, acetal, PTFE
- seal: FKM-A

BSPP Inlet	Spout Outlet	Approximate Flow Rate at 20 PSI (GPM)	Part #
¾"	13/16"	**18**	***DEFN075***

High Flow Fueler 100™ Nozzles

Application:
- for fueling trucks, buses, off-road equipment and fuel oil delivery
- *These nozzles are not to be used with gravity flow tanks.*

Features:
- machined grooves in the spout are designed to hold nozzle more securely in the fill pipe
- high flow, heavy duty automatic nozzle

NPT Inlet	Spout Outlet	Approximate Flow Rate at 30 PSI (GPM)	Part #
1¼"	1⅜"	**75**	***DNOG5-NL*** [1]
1¼"	1⅜"	**75**	***DNOG5***
1½"	1⅜"	**75**	***DNOG6***

[1] is a 1¼" nozzle without the locking handle

MURDOCK industrial | Sales@MurdockIndustrial.com www.HoseWarehouse.com | Phone: 330-535-7105 Fax: 330-535-1125 | Skype: MurdockIndustrial

Industrial Fog Nozzles

Features:
- maximum operating pressure: **175 PSI** (water only) at **70°F (21°C)**
- delivers 30° - 60° - 90° fog pattern - shut-off - straight stream - fog
- UL listed and Factory Mutual approved for class A and B fires (except noted [1] [2])
- new UL and FM approvals are pending due to change in standard UL401 products are to be reapproved, data subject to change in coming months supplied with bumper

Size	Thread	90° Spray GPM @ 100 PSI	Wide Open GPM @ 100 PSI	*Brass* Part #
¾"	GHT	---	---	***BFN75GHT*** [1]
¾"	NPSH	---	---	***BFN75***
1"	NPSH	32	---	***BFN100***
1½"	NPSH	---	100	***BFN150***
2"	NPSH	108	---	***BFN200*** [1] [2]
1"	NST (NH)	32	---	***BFN100NST***
1½"	NST (NH)	---	100	***BFN150NST***
2½"	NST (NH)	205	---	***BFN250NST*** [1] [2]

[1] not UL Listed
[2] not Factory Mutual approved
- replacement washers can be found on page 741

Heavy Duty Industrial Fog Nozzles

Features:
- maximum operating pressure: **175 PSI** (water only) at **70°F (21°C)**
- delivers 30° - 60° - 90° fog pattern - shut-off - straight stream - fog
- New UL and FM approvals are pending due to change in standard UL 401
- Products are to be reapproved, data subject to change in coming months
- UL listed and Factory Mutual approved
- supplied with bumper

Size	Thread	90° Spray GPM @ 100 PSI	*Brass* Part #
1"	NPSH	**---**	***HFN100***
1½"	NPSH	**88 (+/-12)**	***HFN150***
1"	NST (NH)	**---**	***HFN100NST***
1½"	NST (NH)	**88 (+/-12)**	***HFN150NST***
1½"	NYFD	**---**	***HFN150NYFD***

- replacement washers can be found on page 741

High Pressure Industrial Fog Nozzles

Features:
- working pressure: **25** to **300 PSI** (water only) at **70°F (21°C)**
- combination straight stream and fog - shut-off - straight stream - fog
- Factory Mutual approved
- large one-piece rubber bumper with molded teeth
- knurled base

Size	Thread	90° Spray GPM @ 100 PSI	*Brass* Part #
1½"	NPSH	**117**	***HPFN150***
	NST (NH)	**117**	***HPFN150NST***

- replacement washers can be found on page 741

MURDOCK industrial | Sales@MurdockIndustrial.com www.HoseWarehouse.com | Phone: 330-535-7105 Fax: 330-535-1125 | Skype: MurdockIndustrial

Electrical Fire All-Fog Nozzles

Features:
- maximum operating pressure: **100 PSI** (water only) at **70°F (21°C)**
- delivers 30° - 60° - 90° fog pattern - shutoff to 30° fog, adjustable to 90° fog
- New UL and FM approvals are pending due to change in standard UL 401
- Products are to be reapproved, data subject to change in coming months
- UL listed and Factory Mutual approved for class C fires
- supplied with bumper
- Use of this nozzle is not likely to prove hazardous when nozzle is held in excess of 10 feet from electrical apparatus and circuits not involving more than 250,000 volts.

Size	Thread	Wide Open GPM @ 100 PSI	*Brass* Part #
1½"	NST (NH)	96	***BFNE150NST***
	NPSH	96	***BFNE150***

- for fog nozzle flow rates please see next page
- replacement washers can be found on page 741

Fog Nozzles

Features:
- shutoff - straight stream - fog
- maximum operating pressure: **100 PSI** (water only) at **70°F (21°C)**
- brass stem

Size	Thread	90° Spray GPM @ 100 PSI	*Polycarbonate* [1] Part #	*Polycarbonate* [2] Part #
¾"	GHT	**8.0**	***FNB75GHT*** [3, 4]	---
¾"	NPS	**30.9**	***FNB75S*** [4]	---
1"	NPS	**11.4**	***FNB100S*** [4]	***FN100S***
1"	NPS	**30.9**	***HGB100S***	---
1½"	NPS	**83.6**	***FNB150S***	***FN150S***
1"	NST (NH)	**11.4**	***FNB100NST***	***FN100NST***
1"	NST (NH)	**30.9**	***HGB100NST***	---
1½"	NST (NH)	**83.6**	***FNB150NST***	***FN150NST***

with bumper

without bumper

[1] with bumper
[2] without bumper
[3] standard flow
[4] 120° spray GPM @100 PSI
- replacement washers can be found on page 856

Fog Nozzle Flow Rate Chart

Part Number	Inlet Pressure PSI	Inlet Pressure kPa	Straight Stream GPM	Straight Stream LPM	30° GPM	30° LPM	60° GPM	60° LPM	90° GPM	90° LPM
BFN100	**50**	(345)	18	(68)	21	(79)	24	(91)	27	(102)
	75	(517)	22	(83)	25	(95)	28	(106)	32	(121)
	100	(690)	24	(91)	28	(106)	32	(121)	36	(136)
BFN250	**50**	(345)	90	(341)	120	(454)	130	(492)	145	(549)
	75	(517)	100	(379)	140	(530)	150	(568)	180	(681)
	100	(690)	110	(416)	165	(625)	180	(681)	205	(776)
HFN100	**100**	(690)	25	(95)	---	---	---	---	---	---
HFN150	**100**	(690)	---	---	---	---	---	---	86	(326)
HPFN150	**275**	(1040)	---	---	---	---	---	---	130	(492)

- fire fog nozzles are listed above and on previous pages

MURDOCK industrial | Sales@MurdockIndustrial.com www.HoseWarehouse.com | Phone: 330-535-7105 Fax: 330-535-1125 | Skype: MurdockIndustrial

FM

Factory Mutual Approved Fog Nozzles

with bumper

without bumper

Features:
- brass stem with locking nut
- shutoff-straight-stream-fog
- wings on sleeve for ease of adjustment
- maximum operating pressure: **100 PSI** (water only) at **70°F (21°C)**
- Factory Mutual approved

Size	Thread	90° Spray GPM @ 100 PSI	*Polycarbonate* [1] Part #	*Polycarbonate* [2] Global Part #
¾"	GHT	**30.9**	***SL075GHT*** [3]	---
¾"	NPSH	**30.9**	***SL075*** [3]	---
1"	NPSH	**30.9**	***SL100*** [3]	***PFNB100S***
1½"	NPSH	**75.0**	***SL150***	***PFNB150S***
1"	NST (NH)	**30.9**	***SL100NST***	---
1½"	NST (NH)	**75.0**	***SL150NST***	***PFNB150NST***

[1] with bumper
[2] without bumper
[3] 120° spray on ¾" and 1"

Polycarbonate Electrical Fire All-Fog Nozzles

Features:
- opens and closes in a 30° fog pattern up to 120°- no straight stream
- maximum operating pressure: **100 PSI** (water only) at **70˚F (21˚C)**
- brass stem

Size	Thread	75° Spray GPM @ 100 PSI	*Polycarbonate* Part #
1½"	NPS	**92**	***FNBE150S***
	NST (NH)	**92**	***FNBE150NST***

Gaskets for Fog Nozzles

Size	Thread	ID	OD	Thickness	*Buna-N* Part #
1"	NPSH	0.937"	1.234"	0.125"	***FNG100S***
1"	NPSH	1.000"	1.375"	0.125"	***HGG100S***
1½"	NPSH	1.500"	1.827"	0.125"	***FNG150S***
1"	NST (NH)	0.937"	1.281"	0.125"	***FNG100NST***
1"	NST (NH)	1.000"	1.375"	0.125"	***HGG100NST***
1½"	NST (NH)	1.510"	1.906"	0.125"	***FNG150NST***

- dimensions are nominal

MURDOCK industrial | Sales@MurdockIndustrial.com www.HoseWarehouse.com | Phone: 330-535-7105 Fax: 330-535-1125 | Skype: MurdockIndustrial

Plain Hose Nozzles

Features:
- finish: satin
- maximum operating pressure: **100 PSI** (water only) at **70°F (21°C)**

Size	Thread	Overall Length	Orifice	Replacement Gasket	*Brass* Previous Part #	*Brass* Part #
¾"	GHT	6"	1/4"	***KRW5***	500SN6	***BN6***
¾"	NPSH	6"	1/4"	***KRW5***	---	***BN7***
1"	NPSH	8"	5/16"	***KRW10***	---	***BN10***
1¼"	NPSH	10"	3/8"	***KRW15***	---	***BN12***
1½"	NPSH	10"	1/2"	***KRW20***	---	***BN15***
2"	NPSH	12"	9/16"	***SW200***	---	***BN20***
2½"	NPSH	12"	1"	***KRW35***	---	***BN25***
1"	NST (NH)	8"	5/16"	***SW100F***	---	***BN10F***
1½"	NST (NH)	10"	1/2"	***SW150***	---	***BN15F***
2½"	NST (NH)	12"	1"	***SW250***	---	***BN25F***
1½"	NYFD	10"	1/2"	***SW150***	---	***BN15NYFD***
2½"	NYFD	12"	1"	***SW250***	---	***BN25NYFD***

Industrial Washdown Nozzles

Features:
- maximum operating pressure: **100 PSI** *(water only)* at **70°F (21°C)**
- delivers 30° - 60° - 90° fog pattern
- shut off - straight stream - fog
- supplied with bumper

Size	Thread	90° Spray GPM @ 100 PSI	*Brass* Part #
1½"	NPSH	88 (+/-12)	***WDN150***
	NST (NH)	88 (+/-12)	***WDN150NST***

Swivel Connectors for Washdown Spray Guns

Ball Type Swivel x Hose Shank

Features:
- swivel connector for stainless spray nozzles
- 360° ball type swivel adapter helps prevent hose kinking

NPT	Hose ID	*Brass* Part #	*300 Stainless Steel* Part #
½"	½"	---	***SSA44***
	⅝"	---	***SSA54***
	¾"	---	***SSA64***
⅜"	½"	***BSA34***	---



Straight Swivel x Hose Shank

Features:
- swivel body
- gasket: EPDM

NPT	Hose ID	*Brass* Part #	*Stainless Steel* Part #
½"	½"	***BNS44***	***BNS44SS***
	¾"	***BNS64***	***BNS64SS***



Straight Swivel x GHT Thread

NPT	Female GHT	*Brass* Part #
½"	¾"	***BMAS974***

MURDOCK industrial | Sales@MurdockIndustrial.com www.HoseWarehouse.com | Phone: 330-535-7105 Fax: 330-535-1125 | Skype: MurdockIndustrial

Hot Water Washdown Spray Nozzles

Application:
- for low pressure cleaning, tank and drum cleaning and chemical manufacturing

Features:
- designed for operator comfort
- variable spray pattern from conical spray to solid stream
- hose connects at base of gun for easy maneuvering
- ½" female NPT inlet
- rubber coated handle protects hands from water temperatures to **150°F (66°C)**
- **12.5 GPM** flow capacity at **150 PSI**
- *Do not use with steam lines.*

Cover Color	*Brass* Part #	*Aluminum* Part #
black	***BWSG***	***AWSG***
white	***BWSG-W***	***AWSG-W***

NEW

Lite Washdown Spray Nozzles

LWSG-W

LWSG-B

Application:
- for use where reduced size and / or flow rate is preferred

Features:
- more compact and lighter than standard nozzle
- special formulated rubber cover for durability and easy replacement
- ⅜" female NPT inlet
- **9.0 GPM** flow capacity at **100 PSI**
- pressure rating: **150 PSI**
- temperature rating **200°F (93°C)**

Cover Color	*Brass* Part #
blue	***LWSG-B***
white	***LWSG-W***

MURDOCK industrial | Sales@MurdockIndustrial.com www.HoseWarehouse.com | Phone: 330-535-7105 Fax: 330-535-1125 | Skype: MurdockIndustrial

Mini Spray Nozzle

Features:
- ½" female NPT inlet
- not for use with steam
- designed as an industrial lightweight nozzle with heavyweight performance
- durable dark blue cover protects user from hot surfaces produced by high temperature wash down applications
- reduces hand fatigue and provides smooth lever action
- variable spray patterns from fan spray to solid stream
- drip-free automatic shutoff feature
- pressure rating **150 PSI** at **200°F (93°C)**
- flow: **9.6 GPM** at **100 PSIG**

Stainless Steel
Part #
DM150SDB

Spray Nozzle

Features:
- ½" female NPT inlet
- designed to prevent accidental spray
- durable dark blue cover prevents front-mounted lever from being accidentally activated if nozzle is dropped
- reduces hand fatigue and provides smooth lever action
- trigger locking mechanism provides safe and secure method of keeping the nozzle open during any spray pattern
- variable spray patterns from fan spray to solid stream
- drip-free automatic shut-off feature
- can be used with ***D150S-WAND***
- rated to **150 PSI** at **200°F (93°C)**
- **9.6 GPM** flow capacity at **100 PSIG**

Stainless Steel
Part #
D150SDB

Washdown Wand

Features:
- designed to provide user with a means of reaching desired washdown locations previously deemed unreachable by extending the nozzle by 3'
- adjustable spray tip can be changed from fan to solid spray by twisting the tip until the desired flow pattern is achieved
- quick disconnect feature allows user to quickly connect wand to the nozzles above
- designed to only fit the D150SDB nozzle
- minimum pressure is **75 PSI**
- wand is not for use with steam

300 Series Stainless Steel
Part #
D150S-WAND

MURDOCK industrial | Sales@MurdockIndustrial.com www.HoseWarehouse.com | Phone: 330-535-7105 Fax: 330-535-1125 | Skype: MurdockIndustrial

Temperature Indicating Spray Nozzle

Features:
- easy to read dial thermometer at rear of the nozzle provides accurate and continual monitoring of water temperature
- plastic sight window
- gauge assembly is recessed into the rubber cover for complete protection
- alerts the operator to shut-down the steam valve upon cold water failure, preventing scalding and steam burn injuries ensuring operator safety
- ensures a more accurate discharge water temperature reading
- recommended for water temperatures to **200°F (93°C)**
- maximum operating pressure: **150 PSI**
- **12.5 GPM** flow capacity
- ½" female NPT inlet
- black cover

Bronze
Part #
BWSG-TI

Stainless Steel Industrial Grade Spray Nozzle

Application:
- recommended for use in corrosive applications where bronze and aluminum nozzles are not suitable

Features:
- heavy duty 300 series stainless steel body and barrel
- variable spray pattern adjusts from a soft spray to a solid stream
- Replaceable rubber cover is specially formulated to resist a wide range of oils and chemicals and protect surrounding equipment.
- maximum operating pressure: **150 PSI**
- maximum flow: **12.5 GPM** at **150 PSI**
- ½" female NPT inlet
- maximum temperature: **200°F (93°C)**

300 Stainless Steel
Part #
300SSSG

Brass Industrial Grade Front Lever Spray Nozzle

Features:
- provides effortless one hand operation; by actuating the operating lever the valve is opened/closed and the jet power is regulated from spray to concentrated jet
- adjusting screw on back of gun allows you to fix the desired form of jet, fixing clamp for the operating lever allows lockable position for service
- maximum operating pressure: **350 PSI**
- suitable for hot water up to **122°F (50°C)**
- flow: **6.6 GPM** at **72 PSI**
- ½" female NPT inlet
- durable blue rubber cover

Brass
Part #
DWG050

MURDOCK industrial | Sales@MurdockIndustrial.com www.HoseWarehouse.com | Phone: 330-535-7105 Fax: 330-535-1125 | Skype: MurdockIndustrial

Thermal-Gard™ Elevated Temperature Spray Nozzle

Features:

- Thermal-Gard™ elevated temperature spray nozzle protects the operator from extreme hot water temperatures that exceed the comfort zone of standard hot water nozzles.
- Assembly includes required special rigid, stainless steel adapter, (⅜" male NPT x ½" female NPT).
- Thermal insulating sleeve reduces overall heat during elevated temperature conditions.
- Stainless steel lever handle is coated for additional thermal protection and operator comfort.
- Lightweight aluminum alloy body reduces overall weight
- Aluminum alloy body is electroless nickel plated for additional corrosion protection
- Recommended for water temperatures above **140°F (60°C)** to a maximum temperature of **200°F (93°C)**
- **12.5 GPM** flow capacity
- working pressure: **150 PSI**
- ⅜" female NPT inlet
- black cover

Aluminum Part #
AWSG-TG

Spray Valve and Hose Assembly

Valves

Features:

- even spray valve mist provides proper moisture on paper roll ends
- helps eliminate wrinkles and folder delivery problems, increasing pressroom production and reducing waste
- a slight flex of the hose in any direction (360°) activates the spray
- quick action with no protruding levers, thumb depressors, triggers or other devices utilized
- positive water seal when hose is released causes the internal valve to close and immediately shut off spray
- sealed mechanism with no packing gland

83304

83306H

Female NPT Size	Description	Part #
¼" ⅜"	valve only	***83304*** ***83306***
¼" ⅜"	valve with hook	***83304H*** ***83306H***

Hose Assembly

Male NPT Inlet	Description	Part #
⅜"	5' hose	***8320605***

- additional hose lengths are available - contact Dixon®

MURDOCK industrial | Sales@MurdockIndustrial.com www.HoseWarehouse.com | Phone: 330-535-7105 Fax: 330-535-1125 | Skype: MurdockIndustrial

Washdown Nozzles

Sweeper Nozzle

Thread Size	Discharge	Length	*Brass* Previous Part #	Part #
¾" GHT	3/16"	2"	500SN2	***PSN76***

Flexible Water Nozzle

Feature:
- bends for water flow, shuts off when released

Thread Size	Part #
¾" GHT	***8005***

Brass / Rubber Power Flow Water Nozzle

Features:
- all metal body and handle
- curved design to fit the contour of your hand
- overmold for comfortable handling
- built in flow control to regulate the amount of water flow
- locking feature to make extended watering easy
- large easy-turn dial

Thread Size	Part #
¾" GHT	***PNB75GHT***

Insulated Water Nozzles

Features:
- clip locks to any spray pattern
- industrial strength nylon handle
- rubber handle guard
- GHT thread on head
- heavy duty brass valve and adjusting nut
- for use with hot water up to **140°F (60°C)**

Thread Size	*Chrome Plated Zinc* Part #
¾" GHT	***SN75***

Pistol-Grip Water Nozzle

Features:
- clip locks to any spray pattern
- easy squeeze on/off lever
- brass valve and adjusting nut
- stainless steel spring with lifetime packing
- rubber handle guard

Thread Size	*Zinc Metallized* Part #
¾" GHT	***CSN75***

Twist Nozzles

Feature:
- maximum operating pressure **150 PSI** (water only)

Thread Size	Length	*Extruded Brass* Previous Part #	Part #
¾" GHT	4"	---	***BTN75***
	4"	---	***500AN4*** [1]
	6¾"	500-AN7	***500AN7*** [1]

[1] imported

MURDOCK industrial | Sales@MurdockIndustrial.com www.HoseWarehouse.com | Phone: 330-535-7105 Fax: 330-535-1125 | Skype: MurdockIndustrial

Adjust-A-Power Nozzle

Features:
- ideal for patio, auto and boat, driveway and garden
- produces 50% more power than twist nozzles
- does not require a washer
- leave nozzle in the open position when not in use
- brass construction with stainless steel bearings
- maximum operating pressure: **100 PSI** (water only) at ambient temperature **70°F (21°C)**

Thread Size	*Brass* Part #
¾" GHT	***AAPN75GHT***

Constant Flow Nozzle Displays

FNB75GHT-GD

CNB75GHT-GD

Features:
- shatterproof and UV resistant polycarbonate withstands tough environmental conditions
- seals used for true water shut off
- easy twist spray pattern adjustment
- sold in case quantity only (25 per case), with display

Thread	45° Spray GPM @ 100 PSI	Color	Global Part #
¾" GHT	25.1	green	***FNB75GHT-GD***
	25.1	clear	***CNB75GHT-GD***

Constant Flow Nozzles with Bumper

GNB75GHT

CNB75GHT

Feature:
- can be used as a replacement nozzle in the display case ***FNB75GHT-GD***

Thread	45° Spray GPM @ 100 PSI	Color	*Plastic* Part #
¾" GHT	8.0	green	***GNB75GHT*** (domestic)
	25.1	clear	***CNB75GHT*** (global)

MURDOCK industrial | Sales@MurdockIndustrial.com www.HoseWarehouse.com | Phone: 330-535-7105 Fax: 330-535-1125 | Skype: MurdockIndustrial

Water-Steam Washdown Station

station is not supplied with hose and nozzle

Application:
- fail-safe mixing station safely blends steam and cold water for hot water on demand, should cold water fail, the steam is instantly shut-off

Features:
- globe style control valves
- dial thermometer
- in-line check valves
- ¾" inlet and outlet
- stainless steel hose rack
- mounting plate and hardware for wall mounting
- maximum operating pressure: **150 PSI**
- maximum temperature: **200°F (93°C)**

Bronze Part #
SWDS

Pressure Requirements

Steam Pressure		*Water* Pressure	
Minimum	Maximum	Minimum	Maximum
80 PSI	**90 PSI**	**50 PSI**	**80 PSI**

Hot and Cold Water Mixing Station

station is not supplied with hose and nozzle

Features:
- globe style control valves
- in-line check valves
- ¾" inlet and outlet
- stainless steel hose rack
- mounting plate and hardware for wall mounting
- maximum operating pressure: **150 PSI**
- maximum temperature: **200°F (93°C)**

Bronze Part #
WDS1

Rack for Mixing Station

Features:
- stainless steel lag screws
- solid brass mounting crowns
- supplied with mounting hardware
- rack fits SWDS and WDS1 mixing stations
- holds 50' of ¾" heavy duty industrial grade hose

Stainless Steel Part #
WDSR

MURDOCK industrial | Sales@MurdockIndustrial.com www.HoseWarehouse.com | Phone: 330-535-7105 Fax: 330-535-1125 | Skype: MurdockIndustrial

Spray Guns

Anti-Fatigue Spray Gun

Features:
- ⅜" female inlet
- ¼" female outlet
- temperatures to: **300°F (149°C)**
- anti-fatigue pressure compensating design

Maximum PSI	GPM	Part #
5075	**12.0**	***HPSG***
5000	**10.6**	***HPSGW*** [1]

[1] W = weeping, for the car wash industry, allows a small stream of water / leak

Pressure Spray Gun

Features:
- ⅜" female inlet
- ¼" female outlet
- working pressure: **4500 PSI**
- maximum temperature: **320°F (160°C)**

GPM	Part #
8	***HPSGL***

Heavy Duty Anti-Fatigue Spray Gun

Features:
- ⅜" female inlet
- ¼" female outlet
- working pressure: **5000 PSI**
- maximum temperature: **300°F (149°C)**
- heavy duty anti-fatigue design
- stainless inner tube
- Zytel® housing

GPM	Part #
8	***HPSGHD***

Pressure Spray Gun with Extension

Features:
- ⅜" female inlet
- 22 mm x 14 mm female outlet
- working pressure: **3700 PSI**
- maximum temperature: **140°F (60°C)**
- extension length: 19"

GPM	Part #
8	***AL9***

Pressure Spray Gun Kit with Hose, Nozzle & Lance

Features:
- gun: 22 mm male inlet, 22 mm x 14 mm female outlet end, working pressure **2500 PSI**
- lance: 18" with vari-spray nozzle 1.25 mm with 22 mm male inlet
- hose: 25', ¼" ID with 22 mm x 14 mm female ends
- nozzle: 4.0 variable nozzle 0° to 80°

Part #
BIT-KIT

MURDOCK industrial | Sales@MurdockIndustrial.com www.HoseWarehouse.com | Phone: 330-535-7105 Fax: 330-535-1125 | Skype: MurdockIndustrial

Spray Lances and Extensions for Pressure Gun

Spray Lance

Features:
- for use with ***AL9*** spray gun ***only*** on page 865
- maximum operating pressure: **4000 PSI**
- maximum temperature: **300°F (149°C)**

Length	Description	*Zinc* Part #
24"	22 mm x 14 mm male inlet x ¼" male outlet	***AL248***

Dual Spray Lances

Features:
- for use with ***HPSG***, ***HPSGC, HPSGHD*** and ***HPSGW***
- for soap and water
- maximum temperature: **300°F (149°C)**
- **10.5 GPM**
- requires 1 high pressure nozzle and 1 soap nozzle on page 869
- Allows quick adjustment from high to low pressure with a twist of the handle; low pressure setting allows for use of soap.

AL333

AL344

Length	Description	Maximum Operating PSI	Part #
40"	*zinc*, ¼" male inlet 2 each ¼" female outlets	**3,650**	***AL333***
	stainless steel, ¼" male inlet, 2 each ¼" female outlets	**4,000**	***AL344***

Molded Grip Extensions

Features:
- for use with ***HPSG***, ***HPSGC, HPSGHD*** and ***HPSGW***
- maximum operating pressure: **5000 PSI**
- temperature: **300°F (149°C)**
- **10.5 GPM** maximum

AL323 AL324 AL325 & AL326

Length	Description	*Zinc* Part #
24"	¼" male inlet x ¼" male outlet	***AL323XX***
36"	¼" male inlet x ¼" male outlet, 4" space from the end	***AL324XX***
48"	¼" male inlet x ¼" male outlet, 2 grips	***AL325XX***
59"	¼" male inlet x ¼" male outlet, 2 grips	***AL326XX***

Vented Grip Lances

Features:
- for use with ***HPSG***, ***HPSGC, HPSGHD*** and ***HPSGW***
- for hot water
- maximum operating pressure: **5000 PSI**
- maximum temperature: **300°F (149°C)**
- **10.5 GPM** maximum

AL361

AL362

Length	Description	*Zinc* Part #
36"	¼" male inlet x ¼" female outlet, straight	***AL361***
48"	¼" male inlet x ¼" female outlet, bent	***AL362***

MURDOCK industrial | Sales@MurdockIndustrial.com www.HoseWarehouse.com | Phone: 330-535-7105 Fax: 330-535-1125 | Skype: MurdockIndustrial

Telescoping Lance and Belt for Pressure Gun

Features:
- ⅜" female (pipe thread) inlet
- ¼" female (quick connect) outlet
- maximum operating pressure: **4000 PSI**
- ¼" steel braided hose
- **7 GPM**
- length is in three sections
- maximum temperature: **300°F (149°C)**

Length	*Aluminum* Part #
6' - 18'	***ARTEL18A***

Telescoping Lance Belt

Feature:
- adjusts to fit a 33" to 58" waist

Nylon Part #
ARTEL-BELT

Swiveling Quick Couplings

Features:
- working pressure: **3650 PSI**
- **7.8 GPM**
- maximum temperature: **300°F (149°C)**

¼" swiveling quick couplings

Description	Part #
¼" female x 22 mm x 1.5 mm swivel	***AL450*** [1]

[1] for use with ***AL456*** *only*

Description	Part #
¼" male x 22 mm x 1.5 mm swivel	***AL451*** [2]

[2] for use with ***AL464*** *only*

⅜" swiveling quick couplings

Description	Part #
⅜" female x 22 mm x 1.5 mm swivel	***AL453*** [1]

[1] for use with ***AL456*** *only*

Description	Part #
⅜" female x female swivel	***AL462*** [2]

[2] for use with ***AL464*** *only*

MURDOCK industrial | Sales@MurdockIndustrial.com www.HoseWarehouse.com | Phone: 330-535-7105 Fax: 330-535-1125 | Skype: MurdockIndustrial

Fixed Plugs

Features:
- working pressure: **3650 PSI**
- **7.8 GPM**
- maximum temperature: **300°F (149°C)**

¼" fixed quick coupling plugs

Description	Part #
¼" female x 22 mm x 1.5 mm male	***AL454*** [1]

[1] for use with ***AL453*** and ***AL9***

Description	Part #
¼" male x 22 mm x 1.5 mm male	***AL455F*** [2]

[2] for use with ***AL462*** *only*

⅜" fixed quick coupling plugs

Description	Part #
⅜" female x 22 mm x 1.5 mm male	***AL456*** [1]

[1] for use with ***AL453*** and ***AL9***

Description	*Nickel Plated Brass* Part #
⅜" female x male plug	***AL464*** [2]

[2] for use with ***AL462*** *only*

Injector Nozzles

Features:
- designed to inject cleaning solutions into high pressure discharge lines
- ⅜" male inlet and outlet
- maximum working pressure: **4000 PSI**

AL477

Description	Orifice	Flow (GPM)	Part #
adjustable, green	1.8 mm	2 - 3	***AL472***
adjustable, red	2.1 mm	3 - 4	***AL477***
adjustable, blue	2.3 mm	4 - 5.5	***AL478***

Line Strainer

Features:
- working pressure: **100 PSI**
- ½" female inlet, ½" male outlet
- .60 mesh cuffed filter
- 2 additional ¼" side ports
- **8 GPM** maximum

Aluminum Part #
AR3000-A2

MURDOCK industrial | Sales@MurdockIndustrial.com www.HoseWarehouse.com | Phone: 330-535-7105 Fax: 330-535-1125 | Skype: MurdockIndustrial

High Pressure Spray Soap Nozzles

Description	*Brass* Part #
¼" male inlet, 40° spray angle, size #40	***NZ4040S***
¼" male inlet, 80° spray angle, size #40	***NZ8040S***



High Pressure Spray Nozzles

Description	*Steel* Part #
¼" male NPT inlet, 15° spray angle, size 4	***NZ1504***
¼" male NPT inlet, 25° spray angle, size 4	***NZ2504***
¼" male NPT inlet, 40° spray angle, size 4	***NZ4004***

Quick Connect Soap Nozzle

- use with ¼" couplers on page 498

Description	*Brass* Part #
¼" straight through plug inlet, 65° spray angle, size #40	***NZ6540QCS***

Quick Connect Spray Nozzles

- use with ¼" couplers on page 498

Description	Part #
¼" straight through plug inlet, 0° spray angle, size #4, red	***MSP400***
¼" straight through plug inlet, 15° spray angle, size #4, yellow	***MSP415***
¼" straight through plug inlet, 25° spray angle, size #4, green	***MSP425***
¼" straight through plug inlet, 40° spray angle, size #4, white	***MSP440***

Multi-Pack Quick Connect Nozzles

Description	Nozzles Included	Part #
¼", 65° spray angle, size #40	NZ6540QCS	***MSP4PAK***
¼", 15° spray angle, size #4, yellow	MSP415	
¼", 25° spray angle, size #4, green	MSP425	
¼", 40° spray angle, size #4, white	MSP440	

Multi-Pack High Pressure Spray Nozzles

- ¼" quick connect nozzle multi-packs include: 0° red, 15° yellow, 25° green, 40° white and 50° black soap nozzles
- ¼" MEG nozzle multi-packs include: 0°, 15°, 25°, 40° and 65° soap nozzles

Nozzle Size	GPM @ PSI 800	1000	1500	2000	2500	3000	3500	4000	5000	Part #
3.0	1.34	1.50	1.84	2.12	2.37	2.60	2.81	3.00	3.35	***NZMQC5P-030***
3.5	1.57	1.75	2.14	2.47	2.77	3.03	3.27	3.50	3.91	***NZMQC5P-035***
4.0	1.79	2.00	2.45	2.83	3.16	3.46	3.74	4.00	4.47	***NZMQC5P-040***
4.5	2.01	2.25	2.76	3.18	3.56	3.90	4.21	4.50	5.03	***NZMQC5P-045***
5.0	2.24	2.50	3.06	3.54	3.95	4.33	4.68	5.00	5.59	***NZMQC5P-050***
5.5	2.46	2.75	3.37	3.89	4.35	4.76	5.14	5.50	6.15	***NZMQC5P-055***
6.5	2.91	3.25	3.98	4.60	5.14	5.63	6.08	6.50	7.27	***NZMQC5P-065***
8.0	3.58	4.00	4.90	5.66	6.32	6.93	7.48	8.00	8.94	***NZMQC5P-080***

Nozzle Size	GPM @ PSI 800	1000	1500	2000	2500	3000	3500	4000	5000	Part #
3.5	1.57	1.75	2.14	2.47	2.77	3.03	3.27	3.50	3.91	***NZMMEG5P-035***
4.0	1.79	2.00	2.45	2.83	3.16	3.46	3.74	4.0	4.47	***NZMMEG5P-040***
4.5	2.01	2.25	2.76	3.18	3.56	3.90	4.21	4.50	5.03	***NZMMEG5P-045***
5.0	2.24	2.50	3.06	3.54	3.95	4.33	4.68	5.00	5.59	***NZMMEG5P-050***
5.5	2.46	2.75	3.37	3.89	4.35	4.76	5.14	5.50	6.15	***NZMMEG5P-055***

MURDOCK industrial | Sales@MurdockIndustrial.com www.HoseWarehouse.com | Phone: 330-535-7105 Fax: 330-535-1125 | Skype: MurdockIndustrial

Spray Nozzle Selection Guidelines



0°
Blasting Nozzle

- Removing caked on mud from heavy construction, farm or lawn equipment.
- Cleaning tar, glue or stubborn stains from concrete
- Cleaning overhead areas
- Removing rust from steel and oxidation from aluminum



15°
Stripping Nozzle

- Removing paint from wood, masonry or metal
- Removing grease or dirt from equipment
- Removing heavy mildew stains
- Removing marine growth from boats and marine equipment
- Removing rust from steel and oxidation from aluminum



25°
Cleaning Nozzle

- General cleaning of dirt, mud and grime
- Cleaning roofs, gutters and downspouts
- Removing light mildew stains
- Removing algae and bacteria build-up from pools
- Rinsing surfaces in preparation for painting



40°
Washing Nozzle

- Light cleaning and washing
- Washing and rinsing of automobiles and boats
- Cleaning roofs, windows, patios and driveways

Caution: The spray force from these nozzles can cause injuries if pointed directly at yourself or others. Before observing directly always disconnect from spray wand. Make sure spray nozzle is properly locked in place with its quick coupler, if the collar is not in the locking position, the nozzle will become a dangerous projectile. The O-ring from your quick coupler socket will also be blown out of place.

Nozzle Spray Chart

Nozzle Orifice Size	Gallons Per Minute →	1000 PSI	1200 PSI	1250 PSI	1300 PSI	1500 PSI	1800 PSI	2000 PSI	2100 PSI	2200 PSI	2300 PSI	2400 PSI	2500 PSI	3000 PSI	3200 PSI	3500 PSI	4000 PSI	5000 PSI
3.0		1.50	1.64	1.68	1.71	1.84	2.01	2.12	2.17	2.22	2.27	2.32	2.37	2.60	2.68	2.81	3.00	3.35
3.5		1.75	1.92	1.96	2.00	2.14	2.35	2.47	2.54	2.60	2.65	2.71	2.77	3.03	3.13	3.27	3.50	3.91
4.0		2.00	2.19	2.24	2.28	2.45	2.68	2.83	2.90	2.97	3.03	3.10	3.16	3.46	3.58	3.74	4.00	4.47
4.5		2.25	2.46	2.52	2.57	2.76	3.02	3.18	3.26	3.34	3.41	3.49	3.56	3.90	4.02	4.21	4.50	5.03
5.0		2.50	2.74	2.80	2.85	3.06	3.35	3.54	3.62	3.71	3.79	3.87	3.95	4.33	4.47	4.68	5.00	5.59
5.5		2.75	3.01	3.07	3.14	3.37	3.69	3.89	3.99	4.08	4.17	4.26	4.35	4.76	4.92	5.14	5.50	6.15
6.5		3.25	3.56	3.63	3.71	3.98	4.36	4.60	4.71	4.82	4.93	5.03	5.14	5.63	5.81	6.08	6.50	7.27
8.0		4.00	4.38	4.47	4.56	4.90	5.37	5.66	5.80	5.93	6.07	6.20	6.32	6.93	7.16	7.48	8.00	8.94

MURDOCK industrial | Sales@MurdockIndustrial.com www.HoseWarehouse.com | Phone: 330-535-7105 Fax: 330-535-1125 | Skype: MurdockIndustrial

Turbo Nozzles

Features:
- 15° spray angle
- maximum temperature: **195°F (91°C)**
- ceramic orifice

Nozzle Size	Description	Orifice	Maximum Working PSI	Part #
4.0	¼" female inlet, dk. green	1.30 mm	**3,625**	***AL-TPR25-30***
5.5 - 6.0	¼" female inlet, purple	1.50 mm	**3,625**	***AL-TPR25-50***
7.0 - 7.5	¼" female inlet, grey	1.70 mm	**3,625**	***AL-TPR25-70***
4.0	¼" female inlet, dk. green	1.30 mm	**5,075**	***AL-TPR35-30***
5.5	¼" female inlet, purple	1.50 mm	**5,075**	***AL-TPR35-50***
6.5	¼" female inlet, grey	1.70 mm	**5,075**	***AL-TPR35-70***

Nozzle Holders

Feature:
- maximum temperature: **300°F (149°C)**

Description	Flow (GPM)	Working PSI	Part #
adjustable hi/low nozzle holder with nozzle protector, ¼" female inlet and outlet	**7.8**	**3,650**	***AL414***
change over nozzle, ¼" female inlet, 2 each ¼" female outlets	**8**	**2,900**	***AL416***

AL414

AL416

Inlet Filter for Turbo Nozzles

Features:
- ¼" female inlet, ¼" male outlet
- maximum temperature: **212°F (100°C)**
- 100 mesh filter

Description	Flow (GPM)	Working PSI	Part #
stainless steel, inlet water filter	**8**	**5,000**	***AR3500***

Balance Release Valve

Features:
- working PSI: **4,000 PSI**
- maximum temperature: **195°F (90.6°)**
- GPM: **6.6**
- inlet/outlet: ⅜" female NPT
- bypass: ⅜" female NPT

Brass Part #
AL702

Water Broom

Features:
- working PSI: **4,000 PSI**
- ¼" quick connect plug

Description	Length	*Stainless Steel* Part #
4 nozzle broom	16"	***AR-BROOM16***

MURDOCK industrial | Sales@MurdockIndustrial.com www.HoseWarehouse.com | Phone: 330-535-7105 Fax: 330-535-1125 | Skype: MurdockIndustrial

Unloader Valves

Features:
- automatically relieves pressure from the pump at shut-off
- maximum temperature: **190°F (88°C)**
- inlet: 2 each, ⅜" female NPT
- outlet: ⅜" female NPT
- bypass: 2 each, ⅜" female NPT

Description	Maximum Flow (GPM)	Working PSI	Part #
yellow spring	8	**2,320**	***AL605***
blue spring	8	**3,650**	***AL606***
black spring	8	**4,500**	***AL607***

Features:
- maximum temperature: **190°F (88°C)**
- inlet: ⅜" female
- outlet: ⅜" male
- bypass: ⅜" female

Description	Flow (GPM)	Working PSI	Part #
VR-35 unloader valve	9	**5,100**	***AR20831***

Thermal Relief Valve

Features:
- operating PSI: **200 PSI**
- maximum temperature: **140°F (60°C)**
- inlet: ½" male

Brass Part #
TPP140

Safety Release Valve

Features:
- pressure range: **1,000** to **4,000 PSI**
- maximum temperature: **200°F (93°C)**
- inlet: ⅜" male
- GPM: **6**

Part #
AR5000-1

MURDOCK industrial | Sales@MurdockIndustrial.com www.HoseWarehouse.com | Phone: 330-535-7105 Fax: 330-535-1125 | Skype: MurdockIndustrial

Mill Hose ..... 874 to 877
Synthetic single jacket ..... 874 to 876
Synthetic double jacket 877

Washdown Hose ..... 878 to 880
Nitrile ..... 878 to 879, 880
Hot water 880
Pressure washer braided 880
Hand crank hose reel 880

Racks & Reels ..... 881 to 882
Reelcraft® 5000 series spring driven 881
Reelcraft® 7000 series 881
Reelcraft® 80000 series 882
Adjustable hose bumper stops 882
Reelcraft® 30,000 manual driven 882
Hand crank 882

Garden Hose & Washdown ..... 883 to 885
Contractors EPDM water hose 883
Rubber vinyl garden hose 883
Premium EPDM hose 883
Flexogen® hose 883
Perfect water hose 884
Premium Flexzilla® garden hose 884
Top Level PVC hose 884
Hot Water rubber reinforced hose 884
Marine, Camper, Patio & Pool hose 885
Country Club® RT hose 885

Flexible Tubing ..... 886 to 889
PVC 886
PVC braided 887
D.O.T. air brake 887
Polyurethane 888
Polyethylene 888
Nylon 888
Legris nylon 889
Polyurethane - 95 durometer 889
Fluoropolymer FEP 140 889

Air Hose ..... 890 to 891
Coil-Chief self-storing 890
Polyurethane self-storing 891
Polyurethane 891

Tubing & Hose Cutters 892

PTFE Hose 893, 896
Nominal 893
Fittings 894
Tool and dies 894, 895
Smooth bore fitting 895
True ID 896
Fittings 896, 897
Crimp collars 897

Hose Protection ..... 898 to 900
Spiral hose and cable protection 898
Fiberglass sleeving 899
Kevlar® protective sleeves 899
Nylon protective sleeves - MSHA accepted 899
Spring Guard 900
Continuous Spring Guard 900
GSM ball joint armored hose assemblies 900

Fire hoses are located on pages 732 to 739

MURDOCK industrial | Sales@MurdockIndustrial.com www.HoseWarehouse.com | Phone: 330-535-7105 Fax: 330-535-1125 | Skype: MurdockIndustrial

Synthetic Single Jacket Mill Hose

Application:

- used in open end water discharge applications only, not intended for fire fighting service

Features:

- outer construction: single jacket, all polyester
- tube construction: black, PVC rubber
- rated pressure: **250 PSI** at ambient temperature **70°F (21°C)**
- working pressure: **112 PSI** at ambient temperature **70°F (21°C)**
- Consult Dixon® for pricing and availability on 75' lengths and other threads and configurations.

Uncoupled

Size	Bowl	Length	Part #
1"	1-1/4"	50'	***M10-50UC***
	1-1/4"	100'	***M10-100UC***
	1-1/4"	300'	***M10-300UC***
1½"	1-11/16"	25'	***M15-25UC***
	1-11/16"	50'	***M15-50UC***
	1-11/16"	100'	***M15-100UC***
2"	2-3/8"	25'	***M20-25UC***
	2-3/8"	50'	***M20-50UC***
	2-3/8"	100'	***M20-100UC***
2½"	2-11/16"	25'	***M25-25UC***
	2-11/16"	50'	***M25-50UC***
	2-11/16"	100'	***M25-100UC***
3"	3-3/8"	25'	***M30-25UC***
	3-3/8"	50'	***M30-50UC***
	3-3/8"	100'	***M30-100UC***
4"	4-3/8"	25'	***M40-25UC***
	4-3/8"	50'	***M40-50UC***
	4-3/8"	100'	***M40-100UC***
6"	6-3/8"	25'	***M60-25UC***
	6-3/8"	50'	***M60-50UC***

MURDOCK industrial | Sales@MurdockIndustrial.com www.HoseWarehouse.com | Phone: 330-535-7105 Fax: 330-535-1125 | Skype: MurdockIndustrial

Synthetic Single Jacket Mill Hose

Application:
- used in open end water discharge applications only, not intended for fire fighting service

Features:
- outer construction: single jacket, all polyester
- tube construction: black, PVC rubber
- rated pressure: **250 PSI** at ambient temperature **70°F (21°C)**
- working pressure: **125 PSI** at ambient temperature **70°F (21°C)**
- Consult Dixon® for pricing and availability on 75' lengths and other threads and configurations.

Coupled with NPSH female and male expansion ring couplings

Size	Length	Part #
1½"	50' 100'	***M15-50RAS*** ***M15100RAS***
2"	50' 100'	***M20-50RAS*** ***M20100RAS***
2½"	50' 100'	***M25-50RAS*** ***M25100RAS***

Coupled with NST (NH) female and male expansion ring couplings

Size	Length	Part #
1½"	50' 100'	***M15-50RAF*** ***M15100RAF***
2½"	25' 50' 100'	***M25-25RAF*** ***M25-50RAF*** ***M25100RAF***

Coupled with MNPT x MNPT male expansion ring couplings

Size	Length	Part #
1½"	50' 100'	***M15-50RAT*** ***M15100RAT***
2"	50' 100'	***M20-50RAT*** ***M20100RAT***

MURDOCK industrial | Sales@MurdockIndustrial.com www.HoseWarehouse.com | Phone: 330-535-7105 Fax: 330-535-1125 | Skype: MurdockIndustrial

Synthetic Single Jacket Mill Hose

Application:
- used in open end water discharge applications only, not intended for fire fighting service

Features:
- outer construction: single jacket, all polyester
- tube construction: black, PVC rubber
- Consult Dixon® for pricing and availability of additional lengths and other configurations.

Coupled with NPSH female and male King™ short shank couplings, crimp sleeve, aluminum shank with brass pin lug swivel nut



Size	Length	Working Pressure PSI at **70°F (21°C)**	Part #
1½"	25'	**75**	***M15-25KAS***
	50'	**75**	***M15-50KAS***
2"	25'	**75**	***M20-25KAS***
	50'	**75**	***M20-50KAS***
2½"	25'	**50**	***M25-25KAS***
	50'	**50**	***M25-50KAS***
3"	25'	**50**	***M30-25KAS***
	50'	**50**	***M30-50KAS***

Coupled with NST (NH) female and male King™ short shank couplings, crimp sleeve, aluminum shank with brass pin lug swivel nut



Size	Length	Working Pressure PSI at 70°F (21°C)	Part #
1½"	25'	**75**	***M15-25KAF***
	50'	**75**	***M15-50KAF***
2½"	25'	**50**	***M25-25KAF***
	50'	**50**	***M25-50KAF***

Coupled with female and male (C & E) global aluminum cam and groove, crimp sleeve

Size	Length	Working Pressure PSI at **70°F (21°C)**	Part #
1½"	25'	**112**	***M15-25GAX***
	50'	**112**	***M15-50GAX***
2"	25'	**112**	***M20-25GAX***
	50'	**112**	***M20-50GAX***
2½"	25'	**112**	***M25-25GAX***
	50'	**112**	***M25-50GAX***
3"	25'	**112**	***M30-25GAX***
	50'	**112**	***M30-50GAX***
4"	25'	**112**	***M40-25GAX***
	50'	**112**	***M40-50GAX***

MURDOCK industrial | Sales@MurdockIndustrial.com www.HoseWarehouse.com | Phone: 330-535-7105 Fax: 330-535-1125 | Skype: MurdockIndustrial

Synthetic Double Jacket Mill Hose

Application:
- ideal for open end discharge applications, not intended for fire fighting service ⚠

Features:
- outer construction: double jacket, all polyester
- tube construction: black, PVC rubber
- rated pressure: **250 PSI** at **70°F (21°C)**
- working pressure: **200 PSI** at **70°F (21°C)**
- double jacket hoses are ***not*** recommended for use with field reattachable couplings ⚠
- Consult Dixon® for pricing and availability of additional lengths and other configurations.

Uncoupled

Size	Bowl	Length	Part #
1½"	1-13/16" 1-13/16"	50' 100'	***DM15-50UC*** ***DM15-100UC***
2"	2-5/16" 2-5/16"	50' 100'	***DM20-50UC*** ***DM20-100UC***
2½"	2-7/8" 2-7/8"	50' 100'	***DM25-50UC*** ***DM25-100UC***

Coupled with female and male NST (NH) thread, rocker lug, aluminum expansion ring couplings

Size	Bowl	Length	Part #
1½"	1-13/16" 1-13/16"	50' 100'	***DM15-50RAF*** ***DM15100RAF***
2½"	2-7/8" 2-7/8"	50' 100'	***DM25-50RAF*** ***DM25100RAF***

Coupled with female and male NPSH thread, rocker lug, aluminum expansion ring couplings

Size	Bowl	Length	Part #
1½"	1-13/16" 1-13/16"	50' 100'	***DM15-50RAS*** ***DM15100RAS***
2"	2-5/16" 2-5/16"	50' 100'	***DM20-50RAS*** ***DM20100RAS***
2½"	2-7/8" 2-7/8"	50' 100'	***DM25-50RAS*** ***DM25100RAS***

Coupled with female and male NPT thread, rocker lug, aluminum expansion ring couplings

Size	Bowl	Length	Part #
1½"	1-13/16" 1-13/16"	50' 100'	***DM15-50RAT*** ***DM15100RAT***
2"	2-5/16" 2-5/16"	50' 100'	***DM20-50RAT*** ***DM20100RAT***
2½"	2-7/8"	50'	***DM25-50RAT***

Coupled with female and male (C & E) global aluminum cam and groove, crimp sleeve

NEW

Size	Bowl	Length	Part #
1½"	1-13/16"	50' 100'	***DM15-50GAX*** ***DM15100GAX***
2"	2-5/16"	50' 100'	***DM20-50GAX*** ***DM20100GAX***

MURDOCK industrial | Sales@MurdockIndustrial.com www.HoseWarehouse.com | Phone: 330-535-7105 Fax: 330-535-1125 | Skype: MurdockIndustrial

Nitrile Washdown Hose

Application:
- ideal for industrial, agricultural and construction washdown and discharge applications, not for firefighting

Features:
- resistant to weather and abrasion
- working pressure: **200 PSI**

Coupled with NPSH female and male expansion ring couplings

Size	Length	Part #
1½"	50' 100'	***WDH15BK50RAS*** ***WDH15BK100RAS***
2"	50' 100'	***WDH20BK50RAS*** ***WDH20BK100RAS***
2½"	50' 100'	***WDH25BK50RAS*** ***WDH25BK100RAS***

Coupled with NST female and male expansion ring couplings

Size	Length	Part #
1½"	50' 100'	***WDH15BK50RAF*** ***WDH15BK100RAF***
2½"	25' 50' 100'	***WDH25BK25RAF*** ***WDH25BK50RAF*** ***WDH25BK100RAF***

Coupled with MNPT x MNPT male expansion ring couplings

Size	Length	Part #
1½"	50' 100'	***WDH15BK50RAT*** ***WDH15BK100RAT***
2"	50' 100'	***WDH20BK50RAT*** ***WDH20BK100RAT***

MURDOCK industrial | Sales@MurdockIndustrial.com www.HoseWarehouse.com | Phone: 330-535-7105 Fax: 330-535-1125 | Skype: MurdockIndustrial

Nitrile Washdown Hose

Application:
- ideal for industrial, agricultural, chemical and construction washdown and discharge applications, not for firefighting

Feature:
- resistant to weather and abrasion

Coupled with NPSH female and male King™ short shank couplings, crimp sleeve, aluminum shank with brass pin lug swivel nut

Size	Length	Part #
1½"	25'	***WDH15BK25KAS***
	50'	***WDH15BK50KAS***
2"	25'	***WDH20BK25KAS***
	50'	***WDH20BK50KAS***
2½"	25'	***WDH25BK25KAS***
	50'	***WDH25BK50KAS***
3"	25'	***WDH30BK25KAS***
	50'	***WDH30BK50KAS***

Coupled with NST (NH) female and male King™ short shank couplings, crimp sleeve, aluminum shank with brass pin lug swivel nut

Size	Length	Part #
1½"	25'	***WDH15BK25KAF***
	50'	***WDH15BK50KAF***
2½"	25'	***WDH25BK25KAF***
	50'	***WDH25BK50KAF***

Coupled with female and male (C & E) global aluminum cam and groove, crimp sleeve

Size	Length	Part #
1½"	25'	***WDH15BK25GAX***
	50'	***WDH15BK50GAX***
2"	25'	***WDH20BK25GAX***
	50'	***WDH20BK50GAX***
2½"	25'	***WDH25BK25GAX***
	50'	***WDH25BK50GAX***
3"	25'	***WDH30BK25GAX***
	50'	***WDH30BK50GAX***
4"	25'	***WDH40BK25GAX***
	50'	***WDH40BK50GAX***

MURDOCK industrial | Sales@MurdockIndustrial.com www.HoseWarehouse.com | Phone: 330-535-7105 Fax: 330-535-1125 | Skype: MurdockIndustrial

Nitrile Washdown Hose

Application:
- ideal for industrial, agricultural and construction washdown and discharge applications, not for firefighting

Feature:
- resistant to weather and abrasion

Uncoupled

Size	Color	Bowl	Length	Working Pressure	Part #
1"	black	1¼"	50'	200 PSI	***WDH10BK50UC***
	black	1¼"	100'		***WDH10BK100UC***
	yellow	1¼"	100'		***WDH10Y100UC***
	blue	1¼"	100'		***WDH10BL100UC***
1½"	black	1-13/16"	50'		***WDH15BK50UC***
	black	1-13/16"	100'		***WDH15BK100UC***
2"	black	2-5/16"	50'		***WDH20BK50UC***
	black	2-5/16"	100'		***WDH20BK100UC***
2½"	black	2-13/16"	50'		***WDH25BK50UC***
	black	2-13/16"	100'		***WDH25BK100UC***
3"	black	3⅜"	50'	150 PSI	***WDH30BK50UC***
	black	3⅜"	100'		***WDH30BK100UC***
4"	black	4⅜"	50'		***WDH40BK50UC***
	black	4⅜"	100'		***WDH40BK100UC***
6"	black	6⅜"	50'		***WDH60BK50UC***
	black	6⅜"	100'		***WDH60BK100UC***

Hot Water Washdown Hose

Features:
- smooth extruded Chlorobutyl tube
- white, wrapped Hypalon cover (.075" thick) with braided textile reinforcement
- furnished with internal stainless steel spring guards at both ends
- ¾" male on one end and ½" male on the other
- working pressure: **250 PSI**
- maximum temperature: **200°F (93°C)**

Hose ID x Length	Part #
⅝" x 25'	***SWDSHOSE25***
⅝" x 50'	***SWDSHOSE50***

Pressure Washer Braided Hose

Feature:
- maximum temperature: **250°F (121°C)**

ID	Male Swivel Inlet	Male Swivel Outlet	Pressure Rating (PSI)	Length	*Rubber* Part #
⅜"	⅜"	⅜"	**4,000**	50'	***AR503830SSP***

MURDOCK industrial | Sales@MurdockIndustrial.com www.HoseWarehouse.com | Phone: 330-535-7105 Fax: 330-535-1125 | Skype: MurdockIndustrial

Reelcraft® 5000 Series Spring Driven Hose Reels

Features:
- reel inlet ⅜" NPTF
- all steel construction
- full shaft and swivel
- supplied standard with PVC hose
- maximum temperature: **150°F (66°C)**
- Compressed air hose should not be converted to oxygen service; they are often contaminated with an oil coating, which can react explosively when oxygen is introduced.

with hose

Hose ID	Hose Length	Service	Working Pressure PSI	Part #
¼"	50'	air / water	**300**	***5450LP***
⅜"	35'	air / water	**300**	***5635LP***
	50'	air / water	**300**	***5650LP***

without hose

Hose Capacity	Service	Working Pressure PSI	Part #
50' of ¼" or 35' of ⅜"	air / water	**500**	***5600LP***
50' of ⅜"	air / water	**500**	***5605LP***

Reelcraft® 7000 Series Spring Driven Hose Reels

Features:
- all steel construction
- LP Low Pressure reels:
  - maximum temperature **150°F (66°C)**
  - reel inlet ½" NPTF
  - PVC hose is standard
- MP Medium Pressure reels:
  - maximum temperature **210°F (99°C)**
  - reel inlet ½" NPTF
  - SAE 100 R1T 1-wire braid hose available
- HP High Pressure reels:
  - maximum temperature **210°F (99°C)**
  - reel inlet ¼" NPTF
  - SAE 100 R2T 2-wire braid hose available

with hose

Hose ID	Hose Length	Service	Working Pressure PSI	Part #
⅜"	70'	air / water	**300**	***7670LP***
½"	50'	air / water	**300**	***7850LP***

without hose

Hose Capacity	Service	Working Pressure PSI	Part #
70' of ⅜", 50' of ½"	air / water	**500**	***7800LP***
50' of ⅜" or 50' of ½"	oil	**3000**	***7800MP***
50' of ¼" or 50' of ⅜"	grease	**5000**	***7600HP***

MURDOCK industrial | Sales@MurdockIndustrial.com www.HoseWarehouse.com | Phone: 330-535-7105 Fax: 330-535-1125 | Skype: MurdockIndustrial

Hose & Tubing

Reelcraft® 80000 Series Spring Driven Hose Reels

see below for bumper stops, consult Dixon® for uses other than stated services

Features:
- reel inlet ¾" NPTF
- five-in-one heat treated aluminum casting incorporates main shaft, ratchet, spring arbor and inlet/outlet plumbing in one-piece casting
- furnished standard with PVC hose
- maximum temperature is **150°F (66°C)** *with hose*
- maximum temperature is **210°F (99°C)** *without hose*

with hose

Hose ID	Hose Length	Service	Working Pressure PSI	Part #
½"	75'	air / water	**300**	***82075LP***
	100'	air / water	**300**	***82100LP***
¾"	50'	air / water	**250**	***83050LP***

without hose

Hose Capacity	Service	PSI	Part #
50' of ¾" or 100' of ½"	air / water	**500**	***83000LP***

Adjustable Hose Bumper Stops

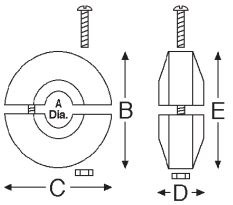

Hose ID	Hose OD From:	Hose OD To:	Dimensions B,C,E	Dimensions D	Reel Series Used On	Part #
¼"	.438"	.625"	2½"	1¼"	5000	***1-HR1004A***
⅜"	.625"	.749"	2½"	1¼"	5000	***1-HR1004***
⅜"	.625"	.749"	3"	1¼"	7000	***1-HR1004-3***
½" or ⅜" 2-wire	.750"	1.050"	3"	1¼"	7000	***2-HR1004-3***
¾"	1.060"	1.300"	3"	1¼"	7000	***3-HR1004-3***
½"	.750"	1.050"	3½"	2⅞"	9000	***2-HR1005***
¾"	1.060"	1.380"	3½"	2⅞"	9000	***3-HR1005***
1"	1.390"	1.550"	3½"	2⅞"	9000	***4-HR1005***

- not included on hose reels ordered without hose, must order separately

Reelcraft® 30,000 Manual Driven Hose Reels

Features:
- reel frame, spool and drum are fabricated from heavy gauge steel
- all bolted construction - no welds
- manual driven standard
- motor drive available
- ½" inlet

without hose

Hose ID	Hose Capacity	Spool Width	Working Pressure PSI	Part #
¾"	100'	12"	1000	***C33112L***
½"	200'	12"	3000	***C32112M***

N

Hand Crank Hose Reel

Features:
- working PSI: **3,000 PSI**
- maximum temperature: **160°F (71°C)**
- ⅜" outlet, ⅜" inlet
- includes jumper hose, mounting bracket and crank handle
- holds 100' of ⅜" pressure hose

Steel Part #
AR-REEL100

MURDOCK industrial | Sales@MurdockIndustrial.com www.HoseWarehouse.com | Phone: 330-535-7105 Fax: 330-535-1125 | Skype: MurdockIndustrial

Contractors EPDM Water Hose

Features:
- heavy duty, crush proof solid brass couplings with wrench grips
- spiral synthetic cord reinforcement
- black cover
- working pressure: **150 PSI**
- temperature range: **-20°F** to **180°F (-29°C** to **82°C)**

Size	*EPDM* Part #	Optional Qty
¾" x 50'	***CWH50***	3

Rubber Vinyl Garden Hose

Features:
- extra tough, five-ply construction
- exclusive, soft textured, abrasion-resistant green cover
- dual reinforced, heavy-duty, flexibility, kink resistance
- combines durability of rubber, easy handling of vinyl
- SEAL-TITE® leakproof coupling
- working pressure: **400 PSI**
- temperature range: **0°F** to **140°F (-18°C** to **60°C)**

Size	*Rubber Vinyl* Part #	Optional Qty
⅝" x 25'	***SGH25***	5
⅝" x 50'	***SGH50***	5
⅝" x 75'	***SGH75***	3
⅝" x 100'	***SGH100***	3

Premium EPDM Hose

Features:
- professional grade reinforcement provides maximum strength
- heavy-duty flexibility
- ultimate kink resistance
- SEAL-TITE® leakproof coupling
- lead-free drinking water safe
- 40% lighter than standard rubber hose
- black cover
- working pressure: **400 PSI**
- temperature range: **-40°F** to **165°F (-40°C** to **74°C)**

Size	*EPDM* Part #	Optional Qty
⅝" x 50'	***PGH50***	4
⅝" x 100'	***PGH100***	4

Flexogen® Hose

Features:
- heavy-duty, crush resistant, full-flow brass couplings with a built-in washer for tight sealing
- coils and handles easily in all weather
- lightweight patented 8-ply construction
- maximum kink resistance
- flow guard plus protective collar resists kinks at faucet
- polished surface resists abrasions, stains and mildew
- grey cover

Size	*Flexogen®* Part #
⅝" x 25'	***FGH25***
⅝" x 50'	***FGH50***

MURDOCK industrial | Sales@MurdockIndustrial.com www.HoseWarehouse.com | Phone: 330-535-7105 Fax: 330-535-1125 | Skype: MurdockIndustrial

Perfect Water Hose

Features
- for residential and industrial use
- lightweight, easy handling
- heavy duty male and female garden hose fittings
- blue cover
- polypropylene double helix construction with TPE cover
- flexible and kink-free
- working pressure: **100 PSI** at **70°F (21°C)**
- burst pressure: **300 PSI** at **70°F (21°C)**
- temperature range: **-20°F** to **158°F (-29°C** to **70°C)**

Size	Part #
⅝" x 25'	***PWH25***
⅝" x 50'	***PWH50***
⅝" x 100'	***PWH100***

Premium Flexzilla® Garden Hose

Features:
- temperature range: **-40°F** to **150°F (-40°C** to **66°C)**
- anodized aircraft aluminum fittings ¾" - 11½ GHT fittings on both ends of hose
- kink resistant under pressure
- no memory - lays flat, coils easily
- abrasion resistant
- rugged bend restrictors
- lightweight
- lime green cover

Size	*Hybrid Polymer* Part #
⅝" x 50'	***KRH50***
⅝" x 75'	***KRH75***
⅝" x 100'	***KRH100***

Top Level PVC Hose

Features:
- heavy-duty ¾" brass couplings
- kink resistant
- green cover
- working pressure: **100 PSI**
- temperature range: **15°F** to **150°F (-9°C** to **66°C)**

Size	*PVC* Part #
⅝" x 50'	***GGH50***
⅝" x 75'	***GGH75***

Hot Water Rubber Reinforced Hose

Features:
- industrial style reinforcing for flexibility, high burst strength
- extra heavy-duty, crush-proof, machined brass couplings
- maximum wear, abrasion-resistant red cover
- lead-free drinking water safe
- 40% lighter than standard rubber hose
- withstands extensive hot water up to **-40°F** to **165°F (-40°C** to **74°F)**
- working pressure: **400 PSI**

Size	*Rubber* Part #	Optional Qty
⅝" x 50'	***HWH50***	4
¾" x 50'	***HWH50-75***	4

MURDOCK industrial | Sales@MurdockIndustrial.com www.HoseWarehouse.com | Phone: 330-535-7105 Fax: 330-535-1125 | Skype: MurdockIndustrial

Marine, Camper, Patio & Pool Hose

Features:
- lightweight to handle, easy to store
- USFDA - approved tube materials for food contact use
- nickel plated couplings
- lead-free drinking water safe
- white cover
- working pressure: **300 PSI** at ambient temperature **70°F (21°C)**

Size	Part #	Optional Qty
⅝" x 50'	***MCH50***	5

Country Club® RT Hose

Features:
- for golf courses, parks, nurseries
- premium PVC for high strength, flexibility
- lightweight, easy handling
- industrial knit reinforcing for kink resistance
- heavy duty 1" NPSH brass couplings
- green cover
- working pressure: **150 PSI** at ambient temperature **70°F (21°C)**
- burst pressure: **450 PSI**

Size	*PVC* Part #	Optional Qty
1" x 50'	***CCH50***	2

MURDOCK industrial | Sales@MurdockIndustrial.com www.HoseWarehouse.com | Phone: 330-535-7105 Fax: 330-535-1125 | Skype: MurdockIndustrial

PVC Tubing

Application:
- for use with standard shank fittings in low pressure liquid and pneumatic applications

domestic

Features:
- for non-critical hospital use such as suction and draining
- made from non-toxic ingredients conforming to FDA and 3A standards
- shipped in individually boxed bundles, *sold only in lengths shown below*
- maximum temperature: **175°F (79°C)**

Size OD	Size ID	Working Pressure PSI @ **72°F (22°C)**	Length	*Clear PVC* Part #
5/16"	3/16"	**55**	100'	***CL0305***
3/8"	1/4"	**55**	100'	***CL0406***
1/2"	1/4"	**70**	100'	***CL0408***
7/16"	5/16"	**50**	100'	***CL0507***
1/2"	3/8"	**40**	100'	***CL0608***
5/8"	3/8"	**65**	100'	***CL0610***
5/8"	1/2"	**30**	100'	***CL0810***
3/4"	1/2"	**45**	100'	***CL0812***
7/8"	5/8"	**40**	100'	***CL1014***
1"	3/4"	**35**	100'	***CL1216***
1-1/4"	1"	**28**	100'	***CL1620***
1-3/4"	1-1/4"	**45**	50'	***CL2028-50***
2"	1-1/2"	**40**	50'	***CL2432-50***

imported

Features:
- temperature range: **14°F** to **149°F (-10°C** to **65°C)**
- shipped in bundles wrapped with PVC film, *sold only in lengths shown below*

Size OD	Size ID	Working Pressure PSI @ **72°F (22°C)**	Length	*Clear PVC* Part #
⅜"	¼"	**50**	100'	***ICL0406***
½"	⅜"	**35**	100'	***ICL0608***
⅝"	½"	**35**	100'	***ICL0810***
¾"	½"	**50**	100'	***ICL0812***
1"	¾"	**35**	100'	***ICL1216***
1¼"	1"	**30**	100'	***ICL1620***
2"	1½"	**15**	50'	***ICL2432***

MURDOCK industrial | Sales@MurdockIndustrial.com www.HoseWarehouse.com | Phone: 330-535-7105 Fax: 330-535-1125 | Skype: MurdockIndustrial

PVC Braided Tubing

Application:
- for use with standard shank fittings in low pressure liquid and pneumatic applications

domestic

Features:
- high grade tensile strength polyester yarn reinforcement
- temperature range: **27°F** to **150°F (-3C** to **66°C)**
- shipped in coils, *sold only in lengths shown below*

Size OD	Size ID	Working Pressure PSI @ **72°F (22°C)**	Length	*Clear PVC* Part #
.394	3/16"	**315**	300'	***BR0306***
.435	1/4"	**315**	300'	***BR0446***
.625	3/8"	**265**	300'	***BR0609***
.728	1/2"	**215**	300'	***BR0812***
.906	5/8"	**200**	300'	***BR1014***
1.024	3/4"	**150**	300'	***BR1218***
1.732	1-1/4"	**110**	100'	***BR2027***
1.950	1-1/2"	**90**	100'	***BR2431***

imported

Features:
- for various machine tools and the transportation of chemicals
- temperature range: **14°F** to **149°F (-10°C** to **65°C)**
- shipped in bundles wrapped with PVC film, *sold only in lengths shown below*

Size OD	Size ID	Working Pressure PSI @ **72°F (22°C)**	Length	*Clear PVC* Part #
1/2"	1/4"	**142**	300'	***IBR0446***
5/8"	3/8"	**114**	300'	***IBR0609***
3/4"	1/2"	**100**	300'	***IBR0812***
1-1/16"	3/4"	**71**	300'	***IBR1218***
1-5/16"	1"	**71**	200'	***IBR1621***

D.O.T. Air Brake Tubing Rolls

Features:
- meets Department of Transportation FMVSS-106 nylon material conforming to SAE J844
- working pressure: **150 PSI**
- temperature range: **-40°F** to **200°F (-40°C** to **93°C)**
- tubing cutters sold on page 892

Tube Size	Tubing Color	Length	*Nylon* Part #
3/16"	black	100'	***J844-03-BL-100***
¼"	black	100'	***J844-04-BL-100***
	blue	100'	***J844-04-B-100***
	red	100'	***J844-04-R-100***
⅜"	black	100'	***J844-06-BL-100***
	blue	100'	***J844-06-B-100***
	red	100'	***J844-06-R-100***
1/2"	black	100'	***J844-08-BL-100***
5/8"	black	100'	***J844-10-BL-100***
3/4"	black	100'	***J844-12-BL-100***

MURDOCK industrial | Sales@MurdockIndustrial.com www.HoseWarehouse.com | Phone: 330-535-7105 Fax: 330-535-1125 | Skype: MurdockIndustrial

Polyurethane Tubing

Features:
- naturally transparent
- temperature range: **-40°F** to **165°F (-40°C** to **74°C)**
- for use with the push-in fittings sold on pages 342-350
- excellent memory, flexibility and resistance to kinking
- good resistance to fuels and oils
- low gas and vapor permeability
- high compressive strength
- low compressive set and extractability levels
- outstanding abrasion resistance

Size OD	Size ID	Wall Thickness	Working Pressure PSI @ **75°F (24°C)**	Length	*Polyurethane* Part #
1/8"	.062"	.0295"	**255**	250'	***04063***
5/32"	.094"	.0315"	**210**	100'	***05094***
1/4"	.160"	.0450"	**175**	100'	***08160***
3/8"	.245"	.0650"	**170**	100'	***12250***
1/2"	.320"	.0900"	**175**	50'	***16320***

Polyethylene Tubing

Features:
- designed for FDA applications, complies with 21CFR 177.1520 (c) food contact
- temperature range: **-50°F** to **140°F (-46°** to **60°C)**
- for use with the push-in fittings sold on pages 342-350
- flexible, lightweight, low-density polyethylene (LLDPE) tubing
- for use with plastic or metal inserts with outer sleeve; ferrule or clamps
- formulated to resist stress cracking

Size OD	Size ID	Wall Thickness	Working Pressure PSI @ **75°F (24°C)**	Length	Tubing Color	*Polyethylene* Part #
¼"	.125"	.062"	**350**	100'	natural	***0804***
¼"	.170"	.040"	**150**	100'	natural	***0817***
¼"	.170"	.040"	**150**	100'	blue	***0817BL100***
⅜"	.250"	.062"	**150**	100'	natural	***1208***
½"	.375"	.062"	**125**	100'	natural	***1612***

Size OD	Size ID	Wall Thickness	Working Pressure PSI @ **75°F (24°C)**	Length	Tubing Color	*Polyethylene* Part #
¼"	.170"	.040"	**150**	500'	blue	***0817BL***
¼"	.170"	.040"	**150**	500'	black	***0817BR***
¼"	.170"	.040"	**150**	500'	natural	***0817CR***
⅜"	.250"	.062"	**150**	500'	black	***1208BR***
⅜"	.250"	.062"	**150**	500'	natural	***1208CR***

Nylon Tubing

Features:
- naturally transparent
- temperature range: **-40°F** to **180°F (-40°C** to **82°C)**
- for use with the push-in fittings sold on pages 342-350
- recommended for applications requiring low density, lightweight toughness, flexibility and chemical resistance
- packaged in plastic bags

Size OD	Size ID	Wall Thickness	Working Pressure PSI @ **75°F (24°C)**	Length	*Nylon* Part #
1/8"	.093"	.016"	**270**	100'	***04093***
5/32"	.106"	.025"	**350**	100'	***05106***
3/16"	.138"	.025"	**260**	100'	***06138***
1/4"	.170"	.040"	**330**	100'	***08170***
1/4"	.180"	.035"	**290**	100'	***08180***
3/8"	.275"	.050"	**250**	100'	***12275***
1/2"	.375"	.062"	**240**	100'	***16375***

Tubing cutters sold on page 892

MURDOCK industrial | Sales@MurdockIndustrial.com www.HoseWarehouse.com | Phone: 330-535-7105 Fax: 330-535-1125 | Skype: MurdockIndustrial

Legris Nylon Tubing

Application:
- ideal for many industrial applications

Features:
- chemical, humidity and abrasive resistant
- semi rigid
- temperature range: **-65°F** to **200°F (-54°C** to **93°C)**

Size OD	Size ID	Wall Thickness	Working Pressure PSI @ **75°F (24°C)**	Length	*Natural Nylon* Part #	*Black Nylon* Part #	*Blue Nylon* Part #
1/8"	.093"	.016"	**250**	50'	***1091P5300***	***1091P5301***	***1091P5304***
5/32"	.106"	.025"	**300**	50'	***1091P0400***	***1091P0401***	***1091P0404***
3/16"	.138"	.025"	**250**	50'	***1091P5500***	***1091P5501***	***---***
1/4"	.170"	.040"	**300**	50'	***1091P5600***	***1091P5601***	***1091P5604***
5/16"	.233"	.040"	**250**	50'	***1091P0800***	***1091P0801***	***1091P0804***
3/8"	.275"	.050"	**250**	50'	***1091P6000***	***1091P6001***	***1091P6004***
1/2"	.375"	.062"	**250**	50'	***1091P6200***	***1091P6201***	***1091P6204***

Size OD	Size ID	Wall Thickness	Working Pressure PSI @ **75°F (24°C)**	Length	*Natural Nylon* Part #	*Black Nylon* Part #	*Blue Nylon* Part #
1/8"	.093"	.016"	**250**	100'	***1094P5300***	***1094P5301***	***1094P5304***
5/32"	.106"	.025"	**300**	100'	***1094P0400***	***1094P0401***	***1094P0404***
3/16"	.138"	.025"	**250**	100'	***1094P5500***	***1094P5501***	***---***
1/4"	.170"	.040"	**300**	100'	***1094P5600***	***1094P5601***	***1094P5604***
5/16"	.233"	.040"	**250**	100'	***1094P0800***	***1094P0801***	***1094P0804***
3/8"	.275"	.050"	**250**	100'	***1094P6000***	***1094P6001***	***1094P6004***
1/2"	.375"	.062"	**250**	100'	***1094P6200***	***1094P6201***	***1094P6204***

Polyurethane - 95 Durometer Tubing

Application:
- good for applications where space is tight; for applications where tubing will be exposed, black tubing is recommended

Features:
- high flexibility and a small bend radius
- temperature range: **-40°F** to **165°F (-40°C** to **74°C)**

Size OD	Size ID	Wall Thickness	Working Pressure PSI @ **75°F (24°C)**	Length	*Clear Polyurethane* Part #	*Black Polyurethane* Part #	*Blue Polyurethane* Part #
1/8"	.062"	.031"	**233**	50'	***1091U53R00***	***1091U5301***	***1091U5304***
5/32"	.093"	.031"	**176**	50'	***1091U04R00***	***1091U0401***	***1091U0404***
1/4"	.160"	.045"	**148**	50'	***1091U56R00***	***1091U5601***	***1091U5604***
5/16"	.216"	.049"	**148**	50'	***1091U08R00***	***1091U0801***	***1091U0804***
3/8"	.250"	.066"	**147**	50'	***1091U60R00***	***1091U6001***	***1091U6004***
1/2"	.320"	.090"	**140**	50'	***1091U62R00***	***1091U6201***	***1091U6204***

Size OD	Size ID	Wall Thickness	Working Pressure PSI @ **75°F (24°C)**	Length	*Clear Polyurethane* Part #	*Black Polyurethane* Part #	*Blue Polyurethane* Part #
1/8"	.062"	.031"	**233**	100'	***1094U53R00***	***1094U5301***	***1094U5304***
5/32"	.093"	.031"	**176**	100'	***1094U04R00***	***1094U0401***	***1094U0404***
1/4"	.160"	.045"	**148**	100'	***1094U56R00***	***1094U5601***	***1094U5604***
5/16"	.216"	.049"	**148**	100'	***1094U08R00***	***1094U0801***	***1094U0804***
3/8"	.250"	.066"	**147**	100'	***1094U60R00***	***1094U6001***	***1094U6004***
1/2"	.320"	.090"	**140**	100'	***1094U62R00***	***1094U6201***	***1094U6204***

Fluoropolymer FEP 140 Tubing

Features:
- FDA compliant materials
- provides excellent resistance to aggressive and corrosive agents and high temperatures
- maximum temperature: **300°F (149°C)**

Size OD	Size ID	Wall Thickness	Working Pressure PSI @ **72°F (22°C)**	Length	*Clear Fluoropolymer* Part #
⅛"	.062"	.031"	**500**	25'	***1092T5300***
¼"	.170"	.031"	**165**	25'	***1092T5600***
⅜"	.300"	.062"	**249**	25'	***1092T6000***
½"	.420"	.062"	**165**	25'	***1092T6200***

MURDOCK industrial | Sales@MurdockIndustrial.com www.HoseWarehouse.com | Phone: 330-535-7105 Fax: 330-535-1125 | Skype: MurdockIndustrial

Coil-Chief Self-Storing Air Hose

hose - *fittings included*

Feature:
- supplied with swivel on one end

Hose ID	Length	Male NPT	Working Pressure @ **70°F (21°C)**	*Nylon* Part #
¼"	12'	¼"	**185**	***CC1412***
	25'	¼"	**185**	***CC1425***
	50'	¼"	**185**	***CC1450***
⅜"	25'	⅜"	**165**	***CC3825***
	50'	⅜"	**165**	***CC3850***
½"	25'	½"	**170**	***CC1225***
	50'	½"	**170**	***CC1250***

bulk hose - *no fittings*

- need assembly kits below for ends

Hose ID	Length	*Nylon* Part #
¼"	100'	***CC14100B***
⅜"	100'	***CC38100B***
½"	100'	***CC12100B***

Assembly Kits

- kit includes: fittings, nut, insert, ferrule and spring guard

RK110 assembly kit

Size	Fitting Type	Part #
¼"	rigid male	***RK090***
¼"	swivel male	***RK092***
⅜"	rigid male	***RK110***
⅜"	swivel male	***RK112***
½"	rigid male	***RK118***
½"	swivel male	***RK119***

MURDOCK industrial | Sales@MurdockIndustrial.com www.HoseWarehouse.com | Phone: 330-535-7105 Fax: 330-535-1125 | Skype: MurdockIndustrial

Polyurethane Self-Storing Air Hose

(fittings included)

Features:
- extremely flexible - resists kinking
- impervious to abrasions, heat and oil
- superior elasticity and coil memory
- both ends swivel

Hose ID	Length	Male NPT	Working Pressure (PSI)	*Polyurethane* Part #
¼"	10'	¼"	**145**	***PU1410***
	15'	¼"	**145**	***PU1415***
	25'	¼"	**145**	***PU1425***
⅜"	15'	⅜"	**135**	***PU3815***
	20'	⅜"	**135**	***PU3820***
	25'	⅜"	**135**	***PU3825***
	50'	⅜"	**135**	***PU3850***
½"	15'	½"	**155**	***PU1215***

Repair Kits

Size	Tubing Size ID	Tubing Size OD	Type	*Brass* Part #
¼"	¼"	3/8"	swivel male	***PSM0404***
	⅜"	9/16"	swivel male	***PSM0604***

Polyurethane Air Hose

(fittings included)

Features:
- durable and lightweight
- nylon-reinforced braid allows for higher working pressure
- excellent flexibility
- oil resistant
- durometer: Shore A 85
- temperature range: **-40°F** to **155°F (-40°C** to **68°C)**
- working pressure: **210 PSI** at **70°F (21°C)**

Hose ID	Length	Male NPT	*Polyurethane* Part #
¼"	50'	¼"	***450-4S***
⅜"	50'	¼"	***650-4S***
	50'	⅜"	***650-6S***

MURDOCK industrial | Sales@MurdockIndustrial.com www.HoseWarehouse.com | Phone: 330-535-7105 Fax: 330-535-1125 | Skype: MurdockIndustrial

PVC Tubing and Hose Cutters

Hose & Tubing

Features:
- rugged construction cuts up to ¾" tubing or hose
- corrosion resistant hardened steel blade ensures straight, crisp cuts for optimum fit

Part #
TC97
TC97RB

Features:
- cuts low pressure fabric reinforced hose up to 1" OD
- reversible blade

Part #
HC90
HC90RB *(replacement blade)*

Features:
- cuts hose and tubing up to 1⅞" OD
- tough fiberglass reinforced handle
- stainless steel blade

Part #
LHC95
LHC95RB *(replacement blade)*

MURDOCK industrial | Sales@MurdockIndustrial.com www.HoseWarehouse.com | Phone: 330-535-7105 Fax: 330-535-1125 | Skype: MurdockIndustrial

Nominal

Application:
- suitable for conveying chemicals, foods, pharmaceuticals, oils, gas, fuels and steam

Features:
- nominal standard smooth bore PTFE hose meets SAE100R14
- size range: dash-3 to dash-20
- temperature range: **-100°F to 450°F (-73°C** to **232°C)**
- 304 stainless braided
- extruded or heat shrink coverings are available upon request
- boxed coils (bulk, per ft. lengths and full reels available from Maryland and Texas call Dixon® at 888.226.4673)

- for use with PTFE fittings on the following page

Nominal Smooth Bore PTFE Hose
(fittings not included)

Nominal Size	Average ID	Length in Feet	Dash Size	Working Pressure	Burst Pressure	*White, non-conductive* Part #	*Black, conductive* Part #
3/16"	.125"	100'	dash-3	**3000 PSI**	12000	---	***BSB-03-100***
1/4"	.187"	100'	dash-4	**3000 PSI**	12000	***WSB-04-100***	***BSB-04-100***
5/16"	.250"	100'	dash-5	**3000 PSI**	12000	***WSB-05-100***	***BSB-05-100***
3/8"	.312"	100'	dash-6	**2500 PSI**	10000	***WSB-06-100***	***BSB-06-100***
3/8T"	.375"	100'	dash-6T	**2250 PSI**	9000	***WSB-06T-100***	***BSB-06T-100***
1/2"	.405"	100'	dash-8	**2000 PSI**	8000	***WSB-08-100***	***BSB-08-100***
5/8"	.500"	100'	dash-10	**1750 PSI**	7000	***WSB-10-100***	***BSB-10-100***
3/4"	.625"	100'	dash-12	**1500 PSI**	6000	***WSB-12-100***	***BSB-12-100***
3/4T"	.750"	50'	dash-12T	**1100 PSI**	4400	***WSB-12T-50***	***BSB-12T-50***
1"	.875"	50'	dash-16	**1000 PSI**	4000	***WSB-16-50***	***BSB-16-50***

Nominal Smooth Bore PTFE Hose Per Foot Length
(fittings not included)

Nominal Size	Average ID	Dash Size	*White, non-conductive* Part #	*Black, conductive* Part #
3/16"	.125"	dash-3	***WSB-03***	***BSB-03***
1/4"	.187"	dash-4	***WSB-04***	***BSB-04***
5/16"	.250"	dash-5	***WSB-05***	***BSB-05***
3/8"	.312"	dash-6	***WSB-06***	***BSB-06***
3/8T"	.375"	dash-6T	***WSB-06T***	***BSB-06T***
1/2"	.405"	dash-8	***WSB-08***	***BSB-08***
5/8"	.500"	dash-10	***WSB-10***	***BSB-10***
3/4"	.625"	dash-12	***WSB-12***	***BSB-12***
3/4T"	.750"	dash-12T	***WSB-12T***	***BSB-12T***
1"	.875"	dash-16	***WSB-16***	***BSB-16***
1T"	1.000"	dash-16T	***WSB-16T***	***BSB-16T***
1-1/4"	1.125"	dash-20Z	***WSB-20Z*** [1]	***BSB-20Z*** [1]

[1] double braided
- per feet lengths are available from Maryland and Texas only, call Dixon® at 888.226.4673

MURDOCK industrial | Sales@MurdockIndustrial.com www.HoseWarehouse.com | Phone: 330-535-7105 Fax: 330-535-1125 | Skype: MurdockIndustrial

Nominal Fittings

Crimp Collars for all nominal fittings are included

- for use with PTFE hoses on the previous pages

Female JIC Swivels

Hose Size	Thread Size	*Carbon Steel* Part #	*304 Stainless Steel* Part #	*Brass* Part #
dash 4	¼"	***FJC-04-04***	***FJS-04-04***	***FJB-04-04***
dash 5	5/16"	***FJC-05-05***	***FJS-05-05***	***FJB-05-05***
dash 6	⅜"	***FJC-06-06***	***FJS-06-06***	***FJB-06-06***
dash 8	½"	***FJC-08-08***	***FJS-08-08***	***FJB-08-08***
dash 10	⅝"	***FJC-10-10***	***FJS-10-10***	***FJB-10-10***
dash 12	¾"	***FJC-12-12***	***FJS-12-12***	***FJB-12-12***
dash 16	1"	***FJC-16-16***	***FJS-16-16***	***FJB-16-16***
dash 20Z	1¼"	***FJC-20Z-20***	***FJS-20Z-20***	***FJB-20Z-20***



Rigid Male Pipe Fittings

Hose Size	Thread Size	*Carbon Steel* Part #	*304 Stainless Steel* Part #	*Brass* Part #
dash 4	⅛"	***MPC-04-02***	***MPS-04-02***	***MPB-04-02***
dash 4	¼"	***MPC-04-04***	***MPS-04-04***	***MPB-04-04***
dash 5	¼"	***MPC-05-04***	***MPS-05-04***	***MPB-05-04***
dash 6	¼"	***MPC-06-04***	***MPS-06-04***	***MPB-06-04***
dash 6	⅜"	***MPC-06-06***	***MPS-06-06***	***MPB-06-06***
dash 8	⅜"	***MPC-08-06***	***MPS-08-06***	***MPB-08-06***
dash 8	½"	***MPC-08-08***	***MPS-08-08***	***MPB-08-08***
dash 10	½"	***MPC-10-08***	***MPS-10-08***	***MPB-10-08***
dash 12	¾"	***MPC-12-12***	***MPS-12-12***	***MPB-12-12***
dash 16	1"	***MPC-16-16***	***MPS-16-16***	***MPB-16-16***
dash 20Z	1¼"	***MPC-20Z-20***	***MPS-20Z-20***	***MPB-20Z-20***



Female SAE Swivels

Hose Size	Thread Size	*Carbon Steel* Part #	*Brass* Part #
dash 6	⅜"	***SAEC-06-06***	***SAEB-06-06***
dash 12	¾"	***SAEC-12-12***	***SAEB-12-12***

Nominal PTFE Hose Insertion Tool and Dies

Feature:

- takes the hassle out of installing crimp collars onto braided PTFE Hose; with a few simple steps even challenging braid can be easily and safely inserted into the crimp collar

Size	Description	Part #
---	tool / die holder	***ITDH***
dash 4	die	***ITD-04***
dash 5	die	***ITD-05***
dash 6	die	***ITD-06***
dash 8	die	***ITD-08***
dash 10	die	***ITD-10***
dash 12	die	***ITD-12***
dash 16	die	***ITD-16***

MURDOCK industrial | Sales@MurdockIndustrial.com www.HoseWarehouse.com | Phone: 330-535-7105 Fax: 330-535-1125 | Skype: MurdockIndustrial

Nominal PTFE Hose Insertion Tool and Dies

Feature:

- takes the hassle out of installing crimp collars onto braided PTFE Hose; with a few simple steps even challenging braid can be easily and safely inserted into the crimp collar

Description	Size	Part #
tool / die holder	---	***ITDH***
die	dash 4	***ITD-04***
die	dash 5	***ITD-05***
die	dash 6	***ITD-06***
die	dash 8	***ITD-08***
die	dash 10	***ITD-10***
die	dash 12	***ITD-12***
die	dash 16	***ITD-16***

Nominal Smooth Bore PTFE Hose Fittings

Crimp Collars for all nominal fittings are included

- for use with PTFE hoses on pages 893 - 896

Tube End Stubs

Hose Size	Tube Size	*304 Stainless Steel* Part #
dash 4	¼"	***TES-04-04***
dash 6	⅜"	***TES-06-06***
dash 8	½"	***TES-08-08***
dash 12	¾"	***TES-12-12***
dash 16	1"	***TES-16-16***

45° FJIC Fittings

Hose Size	Thread Size	*304 Stainless Steel* Part #	*Carbon Steel* Part #
dash 3	3/16"	***FJS45-03-03***	***FJC45-03-03***
dash 4	¼"	***FJS45-04-04***	***FJC45-04-04***
dash 5	5/16"	***FJS45-05-05***	***FJC45-05-05***
dash 6	⅜"	***FJS45-06-06***	***FJC45-06-06***
dash 8	½"	***FJS45-08-08***	***FJC45-08-08***
dash 10	⅝"	***FJS45-10-10***	***FJC45-10-10***
dash 12	¾"	***FJS45-12-12***	***FJC45-12-12***
dash 16	1"	***FJS45-16-16***	***FJC45-16-16***
dash 20Z	1¼"	***FJS45-20Z-20***	***FJC45-20Z-20***

90° FJIC Fittings

Hose Size	Thread Size	*304 Stainless Steel* Part #	*Carbon Steel* Part #
dash 3	3/16"	***FJS90-03-03***	***FJC90-03-03***
dash 4	¼"	***FJS90-04-04***	***FJC90-04-04***
dash 5	5/16"	***FJS90-05-05***	***FJC90-05-05***
dash 6	⅜"	***FJS90-06-06***	***FJC90-06-06***
dash 8	½"	***FJS90-08-08***	***FJC90-08-08***
dash 10	⅝"	***FJS90-10-10***	***FJC90-10-10***
dash 12	¾"	***FJS90-12-12***	***FJC90-12-12***
dash 16	1"	***FJS90-16-16***	***FJC90-16-16***
dash 20Z	1¼"	***FJS90-20Z-20***	***FJC90-20Z-20***

MURDOCK industrial | Sales@MurdockIndustrial.com www.HoseWarehouse.com | Phone: 330-535-7105 Fax: 330-535-1125 | Skype: MurdockIndustrial

True ID Hose

(WOC)
PTFE convoluted
non-conductive

(BOC)
PTFE convoluted
conductive

(WTB)
PTFE smooth bore
non-conductive



(BTB)
PTFE smooth bore
conductive

Application:
- suitable for conveying acids, chemicals, foods and pharmaceuticals

Features:
- size range: ¼" to 2"
- temperature range: **-100°F** to **450°F (-73°C** to **232°C)**
- boxed coils (bulk, per ft. lengths and full reels available from Maryland and Texas, call Dixon® at 888.226.4673)
- 304 stainless braided
- other braids including synthetic, extruded and heat shrink coverings are available upon request

- for use with PTFE fittings on pages 894 - 895

True ID Open Pitch Convoluted Hose

(fittings not included)

Size	Working Pressure PSI	Burst Pressure PSI	*White, non-conductive* Part #	*Black, conductive* Part #
¼"	**1740**	**6960**	***WOC-T04***	***BOC-T04***
⅜"	**1850**	**7400**	***WOC-T06***	***BOC-T06***
½"	**1500**	**6000**	***WOC-T08***	***BOC-T08***
¾"	**1300**	**5200**	***WOC-T12***	***BOC-T12***
1"	**1000**	**4000**	***WOC-T16***	***BOC-T16***
1¼"	**900**	**3600**	***WOC-T20***	***BOC-T20***
1½"	**700**	**2800**	***WOC-T24***	***BOC-T24***
2"	**500**	**2000**	***WOC-T32***	***BOC-T32***

Heavy Wall True ID Smooth Bore Hose

(fittings not included)

Size	Working Pressure PSI	Burst Pressure PSI	*White, non-conductive* Part #	*Black, conductive* Part #
¼"	**3000**	**12000**	***WTB-T04***	***BTB-T04***
⅜"	**2250**	**9000**	***WTB-T06***	***BTB-T06***
½"	**1500**	**6000**	***WTB-T08***	***BTB-T08***
¾"	**1100**	**4400**	***WTB-T12***	***BTB-T12***
1"	**900**	**3600**	***WTB-T16***	***BTB-T16***
1"	**1650**	**6600**	***WTB-T16Z***	***BTB-T16Z***
1¼"	**1000**	**4000**	***WTB-T20Z***	***BTB-T20Z***
1½"	**1100**	**4000**	***WTB-T24Z***	***BTB-T24Z***

True ID Fittings

Crimp collars for all True ID fittings are sold separately

Female JIC Swivels

Size	*Carbon Steel* Part #	*316 Stainless Steel* Part #
¼"	***FJC-T04***	***FJR-T04***
⅜"	***FJC-T06***	***FJR-T06***
½"	***FJC-T08***	***FJR-T08***
¾"	***FJC-T12***	***FJR-T12***
1"	***FJC-T16***	***FJR-T16***
1¼"	***FJC-T20***	***FJR-T20***
1½"	***FJC-T24***	***FJR-T24***
2"	***FJC-T32***	***FJR-T32***

Rigid Male Pipe Fittings



Size	*Carbon Steel* Part #	*316 Stainless Steel* Part #
¼"	***MPC-T04***	***MPR-T04***
⅜"	***MPC-T06***	***MPR-T06***
½"	***MPC-T08***	***MPR-T08***
¾"	***MPC-T12***	***MPR-T12***
1"	***MPC-T16***	***MPR-T16***
1¼"	***MPC-T20***	***MPR-T20***
1½"	***MPC-T24***	***MPR-T24***
2"	***MPC-T32***	***MPR-T32***

MURDOCK industrial | Sales@MurdockIndustrial.com www.HoseWarehouse.com | Phone: 330-535-7105 Fax: 330-535-1125 | Skype: MurdockIndustrial

True ID Fittings

PTFE Hose Fittings

- for use with PTFE hoses on pages 893 - 896

Sanitary Tri-Clamps

Hose Size	Clamp Size	*316 Stainless Steel* Part #
½"	1"	***TCR-T08-16***
½"	1½"	***TCR-T08-24***
¾"	1½"	***TCR-T12-24***
1"	1"	***TCR-T16-16***
1"	1½"	***TCR-T16-24***
1½"	1½"	***TCR-T24-24***
2"	2"	***TCR-T32-32***

Mini Sanitary Tri-Clamps

Size	*316 Stainless Steel* Part #
½"	***TCMR-T08***
¾"	***TCMR-T12***

- contact Dixon® at 888.226.4673 for GSM and PTFE hose assemblies

Flange Retainers

Feature:

- for use with lap joint flanges, see pages 688 - 689

Size	*316 Stainless Steel* Part #	*316 Stainless Steel PTFE Encapsulated* Part #
½"	***FRR-T08***	---
¾"	***FRR-T12***	***FRRE-T12***
1"	***FRR-T16***	***FRRE-T16***
1¼"	***FRR-T20***	***FRRE-T20***
1½"	***FRR-T24***	***FRRE-T24***
2"	***FRR-T32***	***FRRE-T32***

Crimp Collars

Convoluted Crimp Collar

Features:

- for open pitch convoluted PTFE hose only
- new design for ease of installation and improved appearance of finished crimp

Size	*Carbon Steel* Part #	*304 Stainless Steel* Part #
¼"	***CSC-T04-1***	***SSC-T04-1***
⅜"	***CSC-T06-1***	***SSC-T06-1***
½"	***CSC-T08-1***	***SSC-T08-1***
¾"	***CSC-T12-1***	***SSC-T12-1***
1"	***CSC-T16-1***	***SSC-T16-1***
1¼"	***CSC-T20-1***	***SSC-T20-1***
1½"	***CSC-T24-1***	***SSC-T24-1***
2"	***CSC-T32-1***	***SSC-T32-1***

Smooth Bore Crimp Collars

Features:

- for True ID smooth bore PTFE hose only
- new design for ease of installation and improved appearance of finished crimp

Size	*Carbon Steel* Part #	*304 Stainless Steel* Part #
¼"	***CSC-T04-2***	***SSC-T04-2***
⅜"	***CSC-T06-2***	***SSC-T06-2***
½"	***CSC-T08-2***	***SSC-T08-2***
¾"	***CSC-T12-2***	***SSC-T12-2***
1"	***CSC-T16-2***	***SSC-T16-2***
1¼"	***CSC-T20-2***	***SSC-T20-2***
1½"	***CSC-T24-2***	***SSC-T24-2***

Contact Dixon® at 888.226.4673 for assembly instructions and crimp recommendations.

MURDOCK industrial | Sales@MurdockIndustrial.com www.HoseWarehouse.com | Phone: 330-535-7105 Fax: 330-535-1125 | Skype: MurdockIndustrial

Spiral Hose and Cable Protection

Application:
- used in mining, quarrying, forestry, offshore industries and most hydraulic hose applications

Features:
- crush and high abrasion resistance
- chemical and UV ray resistant
- self-lubricating to reduce hose wear
- easy to install on-site
- smooth radius on all edges
- can be used on single or multiple hose bundles
- spiral guard ID is equal to the guard at rest
- sold in coil lengths only

Flame Retardant Product

Features:
- approved by MSHA #1C-264/0
- tested to: AS 2600, AS1180.10B, AS 1180.13A
- flame retardant, self extinguishing, anti static
- temperature range: **-148°F** to **262°F (-100°C** to **128°C)**
- color: black

Nominal ID	Coil Length	OD Range (inches)	Part #
0.45"	66'	.47" to .86"	***FRSGX16***
0.55"	66'	.62" to 1.06"	***FRSGX20***
0.80"	66'	.86" to 1.37"	***FRSGX25***
1.00"	66'	1.06" to 1.69"	***FRSGX32***
1.26"	66'	1.30" to 2.17"	***FRSGX40***
1.50"	66'	1.65" to 2.52"	***FRSGX50***
2.00"	66'	2.05" to 2.95"	***FRSGX63***
2.40"	66'	2.56" to 3.80"	***FRSGX75***
2.83"	66'	3.15" to 4.30"	***FRSGX90***
3.43"	33'	3.80" to 4.90"	***FRSGX110***

Standard Product

Features:
- not flame retardant
- temperature range: **-40°F** to **248°F (-40°C** to **120°C)**

Nominal ID	Coil Length	OD Range (inches)	Part #
0.45"	66'	.47" to .86"	***NFSGX16***
0.55"	66'	.62" to 1.06"	***NFSGX20***
0.80"	66'	.86" to 1.37"	***NFSGX25***
1.00"	66'	1.06" to 1.69"	***NFSGX32***
1.26"	66'	1.30" to 2.17"	***NFSGX40***
1.50"	66'	1.65" to 2.52"	***NFSGX50***
2.00"	66'	2.05" to 2.95"	***NFSGX63***
2.40"	66'	2.56" to 3.80"	***NFSGX75***
2.83"	66'	3.15" to 4.30"	***NFSGX90***
3.43"	33'	3.80" to 4.90"	***NFSGX110***
4.48"	40'	4.50" to 5.50"	***NFSGX125***
5.07"	27'	NEW 4.80" to 6.00"	***NFSGX140***
5.87"	20'	5.70" to 7.00"	***NFSGX160***

MURDOCK industrial | Sales@MurdockIndustrial.com www.HoseWarehouse.com | Phone: 330-535-7105 Fax: 330-535-1125 | Skype: MurdockIndustrial

Fiberglass Sleeving

Features:
- thermal insulation protection in applications with service temperatures up to **1000°F (538°C)**
- supplied in a continuous length of 100'
- 1/16" wall thickness
- braided from texturized E-glass filament yarns, untreated tubing is flexible and expands to cover changing diameters
- Made in USA

Nominal ID	*Fiberglass* Part #
¼"	***LW04200***
⅜"	***LW06200***
½"	***LW08200***
⅝"	***LW10200***
¾"	***LW12200***
⅞"	***LW14200***
1"	***LW16200***
1¼"	***LW20200***
1½"	***LW24200***
2"	***LW32200***
2½"	***LW40200***
3"	***LW48200***
3½"	***LW56200***
4"	***LW64200***

Kevlar® Protective Sleeves

Features:
- braided cut-resistant 100% genuine Kevlar® fiber sleeve provides excellent flexibility
- provides protection for hydraulic hoses full lines,wires, cables and many other systems
- working temperature: continuous **320°F (160°C)**, short term **570°F (300°C)**
- 3000 denier ballistic grade Kevlar®; nonirritating fiber
- Made in USA

Sleeve ID	100' spool Part #
½" (13 mm)	***KS08200***
¾" (19 mm)	***KS12200***
1" (25 mm)	***KS16200***
1¼" (32 mm)	***KS20200***
1½" (38 mm)	***KS24200***
1¾" (44 mm)	***KS28200***
2" (51 mm)	***KS32200***
2½" (64 mm)	***KS40200***
3" (76 mm)	***KS48200***
3½" (89 mm)	***KS56200***
4" (102 mm)	***KS64200***

Nylon Protective Sleeves - MSHA Accepted

Features:
- woven tubular sleeving, for use as a protective covering on hydraulic and industrial hose
- tight weave of seamless tubular sleeving helps dispense the flow of fluid in a ruptured hose
- MSHA accepted, withstands temperatures up to **275°F (135°C)**, passes flammability tests
- not continous rolls/has splices

Nominal ID	Outside Flat	100' rolls Part #	300' rolls Part #
0.90"	1.50"	***DHS90-100***	***DHS90-300***
1.00"	1.66"	***DHS100-100***	***DHS100-300***
1.13"	1.88"	***DHS106-100***	***DHS106-300***
1.25"	2.13"	***DHS122-100***	***DHS122-300***
1.46"	2.25"	***DHS138-100***	***DHS138-300***
1.42"	2.50"	***DHS142-100***	***DHS142-300***
1.58"	2.75"	***DHS159-1-100***	***DHS159-1-300***
1.78"	2.88"	***DHS175-100***	***DHS175-300***
1.91"	3.00"	***DHS181-100***	***DHS181-300***
2.18"	3.63"	***DHS219-100***	***DHS219-300***
2.38"	3.88"	***DHS238-100***	***DHS238-300***
2.65"	4.25"	***DHS263-100***	***DHS263-300***
2.86"	4.75"	***DHS288-100***	***DHS288-300***
3.65"	5.88"	***DHS366-100***	***DHS366-300***

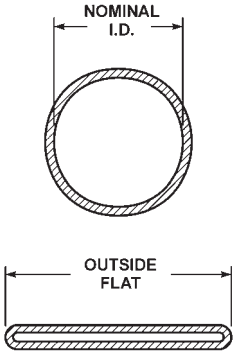

MURDOCK industrial | Sales@MurdockIndustrial.com www.HoseWarehouse.com | Phone: 330-535-7105 Fax: 330-535-1125 | Skype: MurdockIndustrial

Hose & Tubing

Spring Guard

Features:
- protects hose against the effects of flexing at its most vulnerable point - immediately behind the coupling
- optional end tang allows end guard to be secured under a clamp or ferrule
- wire fits most hose OD's from ½" to 3¼", contact Dixon® for custom sizes or lengths

with tang

Guard ID	Wire Gauge	Overall Length	Tang Length	Approx. # of Coils/Ft.	*Galvanized Steel* Part #	*304 Stainless Steel* Part #
¾"	0.175	12"	1"	33	***SEGC1-0.75-12***	***SEGS1-0.75-12***
1"	0.175	12"	1"	33	***SEGC1-1.00-12***	***SEGS1-1.00-12***
1¼"	0.175	14"	2"	39	***SEGC1-1.25-14***	***SEGS1-1.25-14***
1½"	0.175	14"	2"	39	***SEGC1-1.50-14***	***SEGS1-1.50-14***
1¾"	0.175	16"	2"	44	***SEGC1-1.75-16***	***SEGS1-1.75-16***
2"	0.280	16"	2"	44	***SEGC1-2.00-16***	***SEGS1-2.00-16***
2½"	0.280	18"	2"	50	***SEGC1-2.50-18***	***SEGS1-2.50-18***
3"	0.280	18"	2"	50	***SEGC1-3.00-18***	***SEGS1-3.00-18***

without tang

Guard ID	Wire Gauge	Overall Length	Tang Length	Approx. # of Coils/Ft.	*Galvanized Steel* Part #	*304 Stainless Steel* Part #
¾"	0.175	12"	1"	33	***SEGC0-0.75-12***	***SEGS0-0.75-12***
1"	0.175	12"	1"	33	***SEGC0-1.00-12***	***SEGS0-1.00-12***
1¼"	0.175	14"	2"	39	***SEGC0-1.25-14***	***SEGS0-1.25-14***
1½"	0.175	14"	2"	39	***SEGC0-1.50-14***	***SEGS0-1.50-14***
1¾"	0.175	16"	2"	44	***SEGC0-1.75-16***	***SEGS0-1.75-16***
2"	0.280	16"	2"	44	***SEGC0-2.00-16***	***SEGS0-2.00-16***
2½"	0.280	18"	2"	50	***SEGC0-2.50-18***	***SEGS0-2.50-18***
3"	0.280	18"	2"	50	***SEGC0-3.00-18***	***SEGS0-3.00-18***

Continuous Spring Guard

Features:
- protects hose from external abrasion and helps resist over flexing
- fits tight to hose reducing the potential for snagging
- contact Dixon® at at 888.226.4673 for custom lengths or sizes

Guard ID	Wire Gauge	Overall Length	Approx. # of Coils/Ft.	*Galvanized Steel* Part #	*304 Stainless Steel* Part #
¾"	0.175"	25'	33'	***CWG-C-0.75-25***	***CWG-S-0.75-25***
1"	0.175"	25'	33'	***CWG-C-1.00-25***	***CWG-S-1.00-25***
1¼"	0.175"	25'	33'	***CWG-C-1.25-25***	***CWG-S-1.25-25***
1½"	0.175"	25'	33'	***CWG-C-1.50-25***	***CWG-S-1.50-25***
1¾"	0.175"	25'	33'	***CWG-C-1.75-25***	***CWG-S-1.75-25***
2"	0.280"	25'	33'	***CWG-C-2.00-25***	***CWG-S-2.00-25***
2½"	0.280"	25'	33'	***CWG-C-2.50-25***	***CWG-S-2.50-25***
3"	0.280"	25'	33'	***CWG-C-3.00-25***	***CWG-S-3.00-25***

NEW

GSM Ball-Joint Armored Hose Assemblies



Application:
- includes but not limited to: water cooling hose, oxygen supply hose, hydraulic hose, natural gas hose, black liquor hose, steam hose

Sizes:
- ¼" through 16" bore
- lengths to 120'

Materials:
- armor: galvanized steel or stainless steel
- wide selection of inner hoses specific to the demands of the application are industrial, hydraulic, stainless steel or PTFE

Features:
- extremely flexible armor protects from heat, slag splash and harsh environments
- heat resistant insulation to 1000°F
- temperature rating depends on specific applications, consult Dixon®
- a variety of end connections are available, contact Dixon® at 888.226.4673

MURDOCK industrial | Sales@MurdockIndustrial.com www.HoseWarehouse.com | Phone: 330-535-7105 Fax: 330-535-1125 | Skype: MurdockIndustrial

Thread Tape & Sealant..... 902 to 903

PTFE tape 902
American made (purple) 902
Industrial (white)..... 902
Stainless steel (gray) 902
Industrial heavy duty (pink) 902
For LP gas (yellow) 902
Thread sealant paste..... 903
Joint sealant gasket material 903
Leak detector..... 903

Coupling Inserters 904

Coupling inserter for large hose 904
Coupling inserter for 5 ton ram 904

Testing Equipment..... 905 to 907

Hand hydrotest pump 905
Hydrostatic test pumps 905
Hydrostatic test pump accessories..... 906
Sprinkler system gauges (UM-393) 907
Line test gauges 907
Three way gauge valve 907
PITOT gauge 907
Sprinkler line tester..... 907

Accessories ..... 908 to 911

Dixon® coupling lubricant 908
WD-40 smart straw 908
Spill kits 908
Dixon® soft hose mallet 909
Dixon® hose knife 909
Diameter tape 909
Screw pitch gauge 909
Bottle opener 910
Safety tag 910
Safety tape 910
Stretch straps 911
Pick head fire axe 911

Grease Whip Fittings ..... 912 to 913

Grease whip hose assemblies..... 912
Grease whip hose fittings 912
Grease whip fittings - Zerk..... 913

Oxy-Acetylene Fittings 914

Oxy-acetylene hose couplings..... 914
Oxy-acetylene connecting spuds..... 914
Oxy-acetylene adapters..... 914
Oxy-acetylene ferrules..... 914

MURDOCK industrial | Sales@MurdockIndustrial.com www.HoseWarehouse.com | Phone: 330-535-7105 Fax: 330-535-1125 | Skype: MurdockIndustrial

American Made PTFE Tape (Purple)

Features:
- thickness: 3.5 mil (0.0035 mm)
- temperature range: **-450°F** to **500°F (-268°C** to **260°C)**
- superior quality
- not for use in oxygen applications

Size	Length	Part #
½"	520"	***TTPM50-520***
	700"	***TTPM50-700***
	1429"	***TTPM50-1429***
¾"	520"	***TTPM75-520***
	700"	***TTPM75-700***
	1429"	***TTPM75-1429***
1"	520"	***TTPM100-520***
	700"	***TTPM100-700***
	1429"	***TTPM100-1429***

Industrial PTFE Tape (White)

Features:
- thickness: 3.5 mil (0.0035 mm)
- temperature range: **-212°F** to **500°F (-136°C** to **260C)**

Size	Length	Part #	Optional Qty
½"	260"	***TTA50***	550
	520"	***TTB50***	500
	1296"	***TTC50***	250
¾"	260"	***TTA75***	350
	520"	***TTB75***	350
1"	520"	***TTB100***	250

Stainless Steel PTFE Tape (Gray)

Features:
- thickness: 4 mil
- temperature range: **-450°F** to **550°F (-268°C** to **288°C)**
- useful on stainless steel threaded joints or connections
- PTFE with nickel added, nickel acts like a ball bearing
- made in the US

Size	Length	Part #	Optional Qty
½"	260"	***TTA50SS***	10

Industrial Heavy Duty PTFE Tape (Pink)

Features:
- thickness: 4 mil
- temperature range: **-400°F** to **500°F (-240°C** to **260°C)**

Size	Length	Part #	Optional Qty
½"	540"	***TTBP50***	500

PTFE Tape for LP Gas (Yellow)



Features:
- thickness: 4 mil
- maximum temperature: **500°F (260°C)**
- Underwriters Listed

Size	Length	Part #	Optional Qty
½"	260"	***TTA50LP***	500

MURDOCK industrial | Sales@MurdockIndustrial.com www.HoseWarehouse.com | Phone: 330-535-7105 Fax: 330-535-1125 | Skype: MurdockIndustrial

Thread Sealant Paste

Features:
- temperature range: **-300°F** to **500°F (-184°C** to **260°C)**
- do not use with oxygen

Size	Part #	Optional Qty
¼ pint	***LCTS14***	24
½ pint	***LCTS1***	24
1 pint	***LCTS2***	12
1 quart	***LCTS3***	12

Joint Sealant Gasket Material

Features:
- GORE-TEX® interchangeable
- Form-In-Place expanded PTFE gasket material with adhesive backing
- manufactured from 100% virgin PTFE
- unaffected by all common chemicals (pH from 0-14)
- unlimited shelf life
- resilient with low cold flow
- requires less force than standard gasket materials
- pressure range: **vacuum** to **3000 PSI**
- temperature range: **-450°F** to **600°F (-268°C** to **316°C)**
- made in the USA
- FDA compliant #21CFR177.1550
- larger spools are available, consult Dixon® for price and availability

Size	Length	Part #
¼"	20'	***LCJS4-20***
¼"	50'	***LCJS4-50***
⅜"	25'	***LCJS6-25***
½"	15'	***LCJS8-15***
¾"	15'	***LCJS12-15***

Leak Detector

Features:
- detects leaks by forming bubbles which remain for up to ten minutes
- will not cause corrosion or deterioration
- color: fluorescent yellow
- non-toxic, non-freezing
- temperature range: **-7°F** to **180°F (-20°C** to **82°C)**
- meets Federal specification MIL-L-25567-C

Size	Part #	Case Qty
8 oz.	***LCLD***	24

MURDOCK industrial | Sales@MurdockIndustrial.com www.HoseWarehouse.com | Phone: 330-535-7105 Fax: 330-535-1125 | Skype: MurdockIndustrial

Maintenance & Repair

Coupling Inserter for Large Hose

Features:
- inserts 4", 5", 6", 8", 10" and 12" couplings
- includes CI96AH pump (shown below)
- portable
- coupling inserter pusher plates (not shown) must be purchased separately

Part #
CI9

Hose ID	Part #
4" - 5"	***45CIPUSH***
6" - 8"	***68CIPUSH***
10" - 12"	***1012CIPUSH***

Coupling Inserters



CI96



CI96AH

Application:
- for insertion of hose shanks into hose with a 2¾" to 7¼" OD

Description	Part #
inserter with **10,000 PSI** hand pump and 5 ton ram	***CI96***
inserter with **10,000 PSI** air/hydraulic pump and 5 ton ram	***CI96AH***
small jaws for 1" to 3" OD hose	***CI9311SML***

MURDOCK industrial | Sales@MurdockIndustrial.com www.HoseWarehouse.com | Phone: 330-535-7105 Fax: 330-535-1125 | Skype: MurdockIndustrial

Hand Hydrotest Pump

Application:
- designed for use in testing pipe lines, pressure tanks and pressure vessels

Features:
- uses check valves which are more efficient and longer lasting than poppet systems
- cylinder displacement: 1.37 cu. in.
- **0 -1000 PSI** pressure gauge, 10' high pressure hose and quick disconnect coupler included
- piston: ⅞" with 2" stroke
- stainless steel piston
- working pressure: **1000 PSI** at **70°F (21°C)**

NPT Inlet	NPT Outlet	*Aluminum* Part #
½"	½"	***HHTP***

Hydrostatic Test Pumps

Electric Test Pump

Features:
- 110 volt Portable Hydrostatic Electric Pump - Model (ETP)
- 3000 PSI maximum test pressure
- 1.3 GPM fill rate (at 60 PSI inlet water pressure)
- Quick connect garden hose coupler for water supply line available
- ½" x 25' intermediate hose with brass Straight-Thru Quick Coupler x NPSM swivel connection
- ½" brass Straight-Thru plug on pressure outlet
- 0 – 3000 PSI back mount liquid filled pressure gauge

Part #
ETP

Pneumatic Test Pump

Features:
- 5.5 GPM fill rate
- test pressure: **0** to **1500 PSI**
- stainless interior
- air gauge for quick, easy adjustment of maximum test pressure
- high pressure test gauge
- filter/regulator for clean, dry air to ensure long life of unit
- on - off valve for air input
- 15' of hose included
- easy to use: portable hand cart mount or stationary wall mount available
- use of coalescing filter and water filter recommended for prolonged pump life

Hand Cart Mount Part #	Wall Mount Part #
PTP	***PTP-WM***

MURDOCK industrial | Sales@MurdockIndustrial.com www.HoseWarehouse.com | Phone: 330-535-7105 Fax: 330-535-1125 | Skype: MurdockIndustrial

Hydrostatic Test Pump Accessories

Features:

- cost effective, pre-assembled caps or plugs allow quick set up for testing hoses
- caps and plugs equipped with ½" brass straight-through plug for quick attachment to the intermediate hose on the test pump (Pneumatic Test Pump) and bleed-off valve



Cam & Groove Test Caps for Male Adapters

Size	*Iron / Steel* Part #
1"	***ID100TC***
1½"	***ID150TC***
2"	***ID200TC***
3"	***ID300TC***
4"	***ID400TC***

Cam & Groove Test Plugs for Female Couplers

Size	*Iron / Steel* Part #
1"	***IA100TP***
1½"	***IA150TP***
2"	***IA200TP***
3"	***IA300TP***
4"	***IA400TP***

Female NPT Test Caps

Size	*Iron / Steel* Part #
1"	***NPT100TC***
1½"	***NPT150TC***
2"	***NPT200TC***
3"	***NPT300TC***
4"	***NPT400TC***

Male NPT Test Plugs

Size	*Iron / Steel* Part #
1"	***100TP***
1½"	***150TP***
2"	***200TP***
3"	***300TP***
4"	***400TP***

Bleed-off Valve

Part #
IBV50BOV

M16-03A

FRL Attachment Accessories

Description	Part #
⅜" Wilkerson modular coalescing filter (automatic drain)	***M16-03A***
⅜" Wilkerson modular coalescing filter (manual drain)	***M16-03M***
modular sleeve needed to connect M16-03A or M16-03M	***GPA-95-292***

MURDOCK industrial | Sales@MurdockIndustrial.com www.HoseWarehouse.com | Phone: 330-535-7105 Fax: 330-535-1125 | Skype: MurdockIndustrial

Sprinkler System Gauge (UL-393)

Features:
- specifically designed for the fire sprinkler industry
- Bourdon tube pressure gauges with black polycarbonate case
- snap-in clear polycarbonate window, 4" face
- white aluminum dial with stop pin, black and red markings
- black aluminum non-adjustable pointer
- ¼" NPT lower mount
- ASME B40.1 Grade B (+ 3/2/3% accuracy)
- U/L Listed (U/L-393) and Factory Mutual Approved for fire sprinkler service
- temperature range: **-40°F** to **140°F (-40°C** to **60°C)**

Type	Part #
water (**0-300 PSI**)	***SWG300-4***

Line Test Gauges

Features:
- rocker lug swivel
- used for testing static or flowing pressures in hoses or nozzles
- supplied with **0-300 PSI** glycerine filled 3½" diameter gauge
- freeze proof to **-40°F** (**-40°C**)
- other sizes and threads are also available, contact Dixon®

NST (NH) Thread	*Hardcoated Aluminum* Part #
1½"	***ALTG150F***
2½"	***ALTG250F***

Three Way Gauge Valve

Features:
- permits checking or replacing a gauge without shutting down the whole line
- disc: rubber

NPT Thread	Working Pressure (PSI)	*Brass* Part #
¼"	**175**	***TWGV25***

PITOT Gauge

Features:
- liquid filled gauge 0-160 PSI is standard, other pressures available, contact Dixon®
- supplied with handle grip, case and fire stream/friction loss data

Part #
PG8083

Sprinkler Line Tester

Feature:
- installs on the last sprinkler head on system branch lines and controls water flow for flushing or testing the system

Inlet	Outlet	*Brass* Part #
1" female NPT	1" male NPSH	***SLT10050***

MURDOCK industrial | Sales@MurdockIndustrial.com www.HoseWarehouse.com | Phone: 330-535-7105 Fax: 330-535-1125 | Skype: MurdockIndustrial

Dixon® Coupling Lubricant

Application:
- for use in assembly operations involving natural or synthetic rubber or plastic, also an excellent lubricant when rubber or plastic needs to be cut, machined, pressed, turned, trimmed or ground

Features:
- biodegradable lubricant for coupling shanks, O-rings, hoses, sleeves, rubber washers and grommets
- once coupling lubricant drys, slipping action goes away

Size	Part #
1 liter	***DCL20***
4 liters	***DCL80***

WD-40 Smart Straw

Features:
- permanently attached straw
- flip up for a precision spray; flip down for regular spray action
- sold in case quantities only
- should not be used as a lubricant for coupling shanks

Size	Part #	Case Qty
11 oz.	***WD40***	12

Spill Kits

oil spill kit

universal spill kit

Features:
- easily stored behind a seat or in a storage compartment allowing drivers to act quickly when responding to a spill
- poly-zip bag and bucket kits feature:
  - 10 pads (15" x 19")
  - 3 socks (3" x 4')
  - 2 disposal bags with ties
  - 1 pair nitrile gloves

Description	Part #
oil only, in 6½ gallon pail	***DSK5-O***
universal, in 6½ gallon pail	***DSK5-U***
oil only, in clear poly bag with zipper	***DSKB-O***
universal, in clear poly bag with zipper	***DSKB-U***

MURDOCK industrial | Sales@MurdockIndustrial.com www.HoseWarehouse.com | Phone: 330-535-7105 Fax: 330-535-1125 | Skype: MurdockIndustrial

Dixon® Soft Hose Mallet

Features:
- soft mallet for pounding metal objects without damaging them
- head material is firmly attached to strong shaft-handle and will not crack
- length: 23"
- weight: 10 lbs.

Part #
DCM1

Dixon® Hose Knife

Features:
- for fast cutting of rubber hose and belting
- guard protects hand while cutting

Part #
DRK15

Diameter Tape

Features:
- 6' tape for quickly finding the outside diameter of any cylindrical object
- converts circumference to OD at the measured point
- ABS case

Part #
DDT1

Screw Pitch Gauge

Features:
- used to determine threads per inch
- 30 leaves

Stainless Steel Part #
TPG

MURDOCK industrial | Sales@MurdockIndustrial.com www.HoseWarehouse.com | Phone: 330-535-7105 Fax: 330-535-1125 | Skype: MurdockIndustrial

Bottle Opener

Brass Part #
CAMOPENER

Safety Tag

Features:
- Dixon® strongly recommends the use of a safety tag or warning label on all hose assemblies.
- sold in quantities of 100 only

Length	Width	Part #
5"	2⅜"	***DWL100***

WARNING!!
- worn-out hose fittings should be replaced
- loose clamps on hose can be dangerous
- bolt type clamps should be retensioned regularly
- for extra safety, retaining devices such as clips, chains or cables must be used

Safety Tape

Features:
- Dixon® strongly recommends the use of a safety tag or warning label on all hose assemblies.
- length of tape - 55 yards, approximately 255 warnings

Length	Part #
1½"	***DSTW***

WARNING!!
- worn-out hose fittings should be replaced
- loose clamps on hose can be dangerous
- bolt type clamps should be retensioned regularly
- for extra safety, retaining devices such as clips, chains or cables must be used

MURDOCK industrial | Sales@MurdockIndustrial.com www.HoseWarehouse.com | Phone: 330-535-7105 Fax: 330-535-1125 | Skype: MurdockIndustrial

Stretch Straps

Features:
- durable tie down straps
- made of EPDM
- length does not include S-hooks
- S-hooks are steel

Length	Part #
10"	***SSE10***
15"	***SSE15***
21"	***SSE21***
31"	***SSE31***
41"	***SSE41***

WARNING!!

Failure to comply with this warning may result in serious damage and/or personal injury.
Maximum end to end safe stretch = 150% of length

- do not exceed maximum safe stretch
- inspect before each use, do not use if strap is cut, cracked or abraded
- inspect hooks for damage and/or wear. Replace if needed.
- protect strap from sharp edges or heat.
- wear eye protection during use
- do not use this product as the primary tie down
- refer to federal or state regulations for proper tie down methods

Pick Head Fire Axe

Features:
- red trim
- 36" hickory handle
- listed in the minimum requirements approval guides for outfitting hose houses and hose cabinets by insurance underwriters

Description	Part #
6 lb. axe	***PHFA6***
axe brackets	***PHFA-B-A***

MURDOCK industrial | Sales@MurdockIndustrial.com www.HoseWarehouse.com | Phone: 330-535-7105 Fax: 330-535-1125 | Skype: MurdockIndustrial

Grease Whip Hose Assemblies

Features:
- for use with hand grease guns only
- one piece crimp couplings
- ⅛"-27 male NPT thread, solid base
- US manufactured 3/16" ID hose - exceeds SAE 100R1-AT
- add "S" to order strain relief spring option
- working pressure: **3000 PSI**

Assembly Length	*Brass* Previous Part #	Part #
8"	GWH-0800	***GWH0800***
12"	GWH-1200 ---	***GWH1200*** ***GWH1200R*** [1]
18"	GWH-1800 ---	***GWH1800*** ***GWH1800R*** [1]
24"	GWH-2400	***GWH2400***
36"	GWH-3600	***GWH3600***
48"	GWH-4800	***GWH4800***
60"	GWH-6000	***GWH6000***

[1] retail packaging

Grease Whip Hose Fittings

Features:
- ***001-0055***, ***001-0260*** and ***001-0860*** are designed to be crimped to 3/16" ID hose
- ***GWH-C*** and ***GWHC-FF*** mate with Zerk fittings on the coupler side

Grease Hose Couplers



Description	*Zinc Plated Steel* Previous Part #	Part	Optional Qty
⅛"-27 female NPT thread, grease hose coupler with ball check - valved shutoff	GWH-C	***GWHC***	25
⅛"-27 female NPT thread, full flow grease hose coupler	---	***GWHC-FF***	25

Add 'R' suffix to part number for retail pack option

Male NPT Thread - Chamfered Base

Description	*Brass* Previous Part #	Part #	Optional Qty
⅛"-27 male NPT thread, drilled and chamfered base	001-0055	***0010055C***	100

Male NPT thread - Solid Base



Description	*Brass* Previous Part #	Part #	Optional Qty
⅛"-27 male NPT thread, solid base	001-0260	***0010260C***	100

Female NPT Thread



Description	*Brass* Previous Part #	Part #	Optional Qty
⅛"-27 female NPT thread	001-0860	***0010860C***	100

MURDOCK industrial | Sales@MurdockIndustrial.com www.HoseWarehouse.com | Phone: 330-535-7105 Fax: 330-535-1125 | Skype: MurdockIndustrial

Grease Whip Fittings - Zerk

Straight

Thread	Description	Overall Length	Thread Length	Hex	*Zinc Plated Steel* Part #	Pkg Qty
1/8-27 NPT	straight	.660"	.260"	.430	***GWHZ000***	100
1/4-28 tapered SAE-LT	straight	.530"	.200"	.312	***GWHZ400***	100

45°

Thread	Description	Overall Length	Thread Length	Hex	*Zinc Plated Steel* Part #	Pkg Qty
1/8"-27 NPT	45°	.860"	.280"	.430	***GWHZ045***	100
1/4"-28 tapered SAE-LT	45°	.800"	.200"	.375	***GWHZ445***	100

90°

Thread	Description	Overall Length	Thread Length	Hex	*Zinc Plated Steel* Part #	Pkg Qty
1/8"-27 NPT	90°	.830"	.310"	.430	***GWHZ090***	100
1/4"-28 tapered SAE-LT	90°	1.20"	.200"	.375	***GWHZ490***	100

Grease Whip Fittings - Zerk Retail Packaged

All items sold in retail packets of 10: Order 1 for 1 retail pack of 10 pieces.

Straight

Thread	Description	Overall Length	Thread Length	Hex	*Zinc Plated Steel* Part #
1/8"-27 NPT	straight	.660"	.260"	.430	***GWHZ000R***
1/4"-28 tapered SAE-LT	straight	.530"	.200"	.312	***GWHZ400R***

45°

Thread	Description	Overall Length	Thread Length	Hex	*Zinc Plated Steel* Part #
1/8"-27 NPT	45°	.860"	.280"	.430	***GWHZ045R***
1/4"-28 tapered SAE-LT	45°	.800"	.200"	.375	***GWHZ445R***

90°

Thread	Description	Overall Length	Thread Length	Hex	*Zinc Plated Steel* Part #
1/8"-27 NPT	90°	.830"	.310"	.430	***GWHZ090R***
1/4"-28 tapered SAE-LT	90°	1.20"	.200"	.375	***GWHZ490R***

MURDOCK industrial | Sales@MurdockIndustrial.com www.HoseWarehouse.com | Phone: 330-535-7105 Fax: 330-535-1125 | Skype: MurdockIndustrial

Maintenance & Repair

Oxy-Acetylene Hose Couplings

Acetylene Couplings

left-hand thread for acetylene line x hose shank

Hose Size	Left UNF Thread	Hex	*Brass* Previous Part #	*Brass* Part #
3/16"	3/8"-24	7/16"	OA69	***1540306K***
	9/16"-18	11/16"	OA70	***1540309K***
1/4"	9/16"-18	11/16"	OA71	***1540409K***
5/16"	9/16"-18	11/16"	OA72	***1540509K***
3/8"	9/16"-18	11/16"	OA73	***1540609K***

Oxygen Couplings

right-hand thread for oxygen line x hose shank

Hose Size	Right UNF Thread	Hex	*Brass* Previous Part #	*Brass* Part #
3/16"	3/8"-24	7/16"	OA59	***1520306K***
	9/16"-18	11/16"	OA60	***1520309K***
1/4"	9/16"-18	11/16"	OA61	***1520409K***
5/16"	9/16"-18	11/16"	OA62	***1520509K***
3/8"	9/16"-18	11/16"	OA63	***1520609K***

Oxy-Acetylene Connecting Spuds

Left-hand Thread x Left-hand Thread



Left UNF Thread	Hex	*Brass* Previous Part #	*Brass* Part #
9/16"-18	11/16"	OA52	***1580909C***

Right-hand Thread x Right-hand Thread



Right UNF Thread	Hex	*Brass* Previous Part #	*Brass* Part #
9/16"-18	11/16"	OA50	***1560909C***

Oxy-Acetylene Adapters

Left-hand Thread x NPTF

Left UNF Thread	NPTF Thread	Hex	*Brass* Previous Part #	*Brass* Part #
9/16"-18	¼"	5/8"	158-0904	***1580904C***
	⅜"	11/16"	158-0906	***1580906C***

Right-hand Thread x NPTF

Right UNF Thread	NPTF Thread	Hex	*Brass* Previous Part #	*Brass* Part #
9/16"-18	¼"	5/8"	156-0904	***1560904C***
	⅜"	11/16"	156-0906	***1560906C***

Oxy-Acetylene Ferrules

- sold in package quantities only

Inside Dimensions	Overall Length	Metal Gauge	Standard Ind. Part #	*Brass* Part #	Qty
.458" x 0.890"	15/32"	.019"	9116	***BFO448***	25
.474" x 0.943"	15/32"	.019"	9979	***BFO474***	25
.535" x 1.071"	¾"	.024"	9940P	***BFO535***	25
.593" x 1.109"	¾"	.024"	9593	***BFO593***	25
.700" x 1.325"	.719"	.025"	8337	***BFO700***	25

MURDOCK industrial | Sales@MurdockIndustrial.com www.HoseWarehouse.com | Phone: 330-535-7105 Fax: 330-535-1125 | Skype: MurdockIndustrial

Proposition 65 Information 916

Hose & Coupling Safety 916

General Safety Information .. 916, 917

Safety Is Everyone's Job ...917 to 919

Be Safe 917
S.T.A.M.P.E.D. 917
Force chart 918
Safety products and recommendations in the DPL 918
MSHA regulations.....918
OSHA regulations.....919

Value Add Programs 920

Solutions on Site vans by Dixon® 920
Best practices safety assessment 920
Hose coupling workshop 920

Material Selection .....921 to 926

Selecting materials 921
Corrosion resistance ratings.....921 to 926

Fraction to Decimal Chart 927

Conversion Constants/Formulas . 928

Measures of pressure.....928
Length conversions constants.....928
Weight conversion constants.....928
Circumference of a circle.....928
Right cylinder.....928

Temperature .....929 to 931

Temperature conversions.....929
Steam temperature and pressure conversion guide.....930
Pressure - temperature ratings.....931

Air .....932 to 935

Air velocity in a pipe.....932
Air volume discharged from pipe.....932
Boyle's law.....932
Air supply requirements.....932
CFM vs. PSI for nozzles.....933
Air receiver capacities 933
Air hose friction.....934
Max. rec. air flow (SCFM) through ANSI metal pipe.....935
Suggested pipe size for compressed air flow at 100 PSI ...935

Water .....936 to 937

Water constants and formulas.....936
Water discharge table.....936
Conversion table - feet of water to inches of mercury 937
Feet head of water to PSI.....937

Thread Information .....938 to 943

Pipe threads 938
NPT vs. BSP (British Standard Pipe) 938
Identifying threads 939
Thread types.....940
Thread chart for hydraulic fittings 941
Fittings size chart.....941
Thread dimensions.....942
Normal engagement length of NPT thread in inches.....942
Threads sealing tips 943

Flange Dimensions .....944 to 945

Flange bolt tightening sequence.....944
Flange diagrams.....944
ANSI flange dimensions 945

Pipe Dimensions 946

Dimensions of seamless and welded steel pipe 9 ASA-B36.10 and B36.19 946
Cross reference from NPS to DN specification 946

Valve Selection Guides .....947 to 948

Valve selection guide.....947
3-way ball valve flow options.....948

MURDOCK industrial | Sales@MurdockIndustrial.com www.HoseWarehouse.com | Phone: 330-535-7105 Fax: 330-535-1125 | Skype: MurdockIndustrial

Proposition 65 Information

⚠WARNING

As a company that may sell or distribute Dixon® couplings, adapters, valves and connectors made of brass to California consumers or to other persons or entities that may sell such items to California consumers, Dixon® is obligated to notify you of the following:

- Such products may not be sold to California consumers unless it either contains less than 300 ppm of lead when analyzed pursuant to the EPA test method 3050B or equivalent or is sold or distributed with a clear, reasonable and conspicuous warning.
- So long as it is prominently displayed on the product or the packaging of the product, the following warning complies: "WARNING: This product contains a chemical known to the State of California to cause cancer, birth defects, or other reproductive harm. Do not use in connection with drinking water. Wash hands after handling."
- As to internet sales only, if the product is not labeled with the required warning, there must be a warning message by a clearly marked hyperlink on the product display page or otherwise prominently displayed to the purchaser before the purchaser completes the purchase of the product.

There are significant penalties associated with failure to comply with these requirements. Should you need further explanation or assistance in complying with notice, please do not hesitate to contact Dixon® at sales@dixonvalve.com.

⚠WARNING Failure to use these procedures can result in serious injury or death, and destruction of property and equipment.

Hose and Hose Coupling Safety

"The very properties that make compressed gases useful in almost every area of modern life can also make them dangerous when mishandled. Years of experience with compressed gases have led to practices and equipment which, if employed, result in complete safety." [1]

Dixon® hose couplings have been carefully engineered to meet specific requirements. If hose or couplings are not used in correct applications or are incorrectly applied, accidents and downtime can result. It is up to the end user to inform the distributor of the application and pressures involved when ordering hose assemblies and it is up to the distributor to supply the right hose and coupling for that application. When in doubt, Dixon® is here to help you with a proper coupling recommendation.

1. Air hose couplings - This form of energy can be one of the most dangerous because it is used in so many applications and, when mishandled, can have more serious results than fluids. Air, as a gas, is compressible (fluids press only against hose or vessel walls and lose little volume under pressure). When pressurized air releases suddenly, it does so with explosive force and can cause rapid hose whip, which can do serious physical harm to personnel or damage to nearby objects. This is why the selection of proper hose and couplings for air lines is so important, along with their proper installation and maintenance. Never take for granted that a coupling is installed properly or a clamp fully tightened on an air hose - check it regularly and use safety devices (see paragraph 4).

2. Steam and gas - The same rules apply for steam and gas, but, because these are inherently more hazardous materials, personnel tend to treat hose and couplings on these lines with more respect and care. Checking clamp tightness is very important with steam hose, where it is not unusual for clamps to loosen in service, in which case they must be retightened! Safety devices should also be used (see paragraph 4).

3. Fluid hose couplings - Again, nothing should be taken for granted - in particular, check clamps for tightness each time the lines are used - especially when petroleum products or other hazardous liquids are involved. Large diameter hose, when suspended, can also be quite dangerous if it drops unexpectedly due to a coupling "pull-out" or sudden disconnection. A heavy fitting or clamp, plus the weight of the hose itself falling from any significant height, can cause injuries or damage. Be sure to use safety devices (see paragraph 4).

4. All hose assemblies - All hose assemblies should be treated with respect as potential hazards. Worn-out fittings should be replaced. Retaining devices such as clips, cables or chains should be used. Clamps should be checked regularly. Under no circumstances should any coupling be disconnected while under pressure, unless the coupling is specifically designed to do so. Disconnecting couplings under pressure could result in serious injury or death, and destruction of property and equipment.

[1] "Handbook of Compressed Gases"

General Safety Information

Pressure Ratings

Pressure ratings for couplings, as stated in this catalog, are based upon ambient temperature **70°F (21°C)** applications with true hose ID, new Dixon® supplied couplings, new Dixon® supplied clamps, new quality hose, and proper installation by a qualified assembler using Dixon® procedures and equipment. In addition, temperature can affect coupling retention. For temperatures other than ambient (**70°F**), contact the hose manufacturer or call Dixon® at 800.355.1991.

Product Selection

Many of the products in this catalog are used in hose assemblies in a variety of applications. The safety of any hose assembly rests on the proper selection, installation, testing and use of each product. The safe use of any product in this catalog is dependent upon the correct selection of the hose, fittings and method of attachment. To ensure such a proper selection, the user must inform the distributor of the application and pressure involved when ordering hose assemblies. The use of S.T.A.M.P.E.D. (Size, Temperature, Application, Media, Pressure, Ends, Dixon®) will help in the proper selection of hose assembly components (see page 917). The selection of couplings and clamping devices is the responsibility of the purchaser or user, based upon the hose manufacturer's recommendations. If the purchaser or user is uncertain about the use or application of a product, Dixon™ stands ready to provide information, including test results (if available), coupling and clamping recommendations and other data to help resolve those matters.

continued on the next page

MURDOCK industrial | Sales@MurdockIndustrial.com www.HoseWarehouse.com | Phone: 330-535-7105 Fax: 330-535-1125 | Skype: MurdockIndustrial

General Safety Information, continued

Installation
To achieve a safe and reliable assembly, proper installation procedures must be followed. Each component of the assembly has a part in determining these procedures. The purchaser or user must follow proper procedures. If the purchaser or user has any questions regarding installation, please contact Dixon®.

Testing
Dixon® recommends that all hose assemblies be tested in accordance with the hose manufacturer's recommendations.

Re-testing and Inspection
Dixon® recommends inspection and re-testing of hose assemblies on a regular and consistent basis in accordance with the hose manufacturer's recommendations. The application determines the regularity of the inspection and re-testing schedule. Any worn-out fittings, damaged hoses or missing safety devices should be replaced immediately. Bolt-style clamps must be checked and retightened on a regular and consistent basis.

All hose assemblies should be viewed as potential hazards. This document is designed to inform and educate anyone who manufactures, specifies, supplies, purchases, assembles, uses, maintains or tests any hose assembly or its component parts. The proper selection and maintenance of hose, couplings, attachment devices and accessories is imperative.

It is the end user's responsibility to identify to the distributor the application and any special conditions that the hose assembly must meet. It is the distributor's responsibility to supply the proper assembly for the intended application. Accidents and down time may occur if hose assemblies are not properly selected for the specific application.

The performance and safety of the assembly is affected by the quality of the individual components. The use of the acronym S.T.A.M.P.E.D. (Size, Temperature, Application, Media, Pressure, Ends, Dixon®) will help in the proper selection of the hose assembly components (see below). If anyone is uncertain about the use or application of a product, Dixon® can provide test results, coupling and clamping recommendations and other data to help resolve those matters. Call 800.355.1991 with any questions.

Be Safe

Hose assemblies must be inspected prior to each use. Worn out fittings, attachment devices, hose and accessory items must be replaced. Retaining devices (safety devices) such as clips, cables or chains must be used. Clamps must be checked regularly to the specified torque found in the Dixon® literature. Under no circumstance should any coupling be disconnected while under pressure unless the coupling is specifically designed to do so. Disconnecting couplings under pressure could result in serious injury or death, and destruction to property and equipment.

For all hose assemblies in use:

B*eware* - Hose assemblies when used improperly or in the wrong application can be dangerous. The maximum working pressure shown on the hose is not an indication of the working pressure of the assembly. Based on the hose, fittings and attachment method used, all assemblies should be permanently marked with the designed working pressure and the intended media. The assembly working pressure should be permanently displayed. Hose assemblies must be used for the intended service only. Never alter manufactured product or substitute component parts.

E*liminate* - hazardous conditions by inspecting, maintaining and testing hose assemblies. Dixon® recommends that all hose assemblies be tested in accordance with the hose manufacturer's specifications. The application determines the regularity of the re-testing schedule.

S*ecure* - and inspect hose, fittings, clamping devices and safety accessories before each use. Never take for granted that the coupling or attachment devices are properly installed.

A*lways* - inspect and re-tighten the bolts of any bolt style clamping device to the manufacturer's torque specifications.

F*ittings* - hose and clamping devices that are worn out or damaged must be removed from service.

E*ducate* - your employees about the proper use, care and potential hazards of hose assemblies. Take advantage of Dixon's free Hose Assembly Safety Program and the follow up Training Seminar to aid you in setting up your own inspection program. Any questions on applications, use or assembly call 800.355.1991.

S.T.A.M.P.E.D.

When fabricating and specifying hose assemblies ask the following questions:

S*ize*: What is the ID (Inside Diameter) of the hose? What is the OD (Outside Diameter) of both ends of the hose? What is the overall length of the assembly required?

T*emperature*: What is the temperature range of the media (product) that is flowing through the hose assembly? What is the temperature range of the environment that surrounds the outside of the hose assembly?

A*pplication*: How is the hose assembly actually being used? Is it a pressure application? Is it a vacuum (suction) application? Is it a gravity flow application? Are there any special requirements that the hose assembly is expected to perform? Is the hose being used in a horizontal or vertical position? Are there any pulsations or vibrations acting on the hose assembly?

M*edia*: What is the media/material that is flowing through the hose assembly? Being specific is critical. Check for: Abrasive materials, chemical compatibility, etc.

P*ressure*: What is the maximum pressure including surges (or, maximum vacuum) that this hose assembly will be subjected to? Always rate the maximum working pressure of your hose assembly by the lowest rated component in the system.

E*nds*: What couplings have been requested by the user? Are they the proper fittings for the application and hose selected?

D*ixon®*: Dixon® recommends that, based on the hose, fittings and attachment method used, all assemblies be permanently marked with the designed working pressure and intended media. Do not use other manufacturer's fittings or ferrules with Dixon® products due to the differences in dimensions and tolerances. We also recommend that all hose assemblies be tested frequently. *Be Safe*: Any questions on application, use or assembly call 800.355.1991.

MURDOCK industrial | Sales@MurdockIndustrial.com www.HoseWarehouse.com | Phone: 330-535-7105 Fax: 330-535-1125 | Skype: MurdockIndustrial

Force Chart

- For hose ID's from 1¼" to 12" the force in pounds is greater than the PSI.
- Force is the dynamic power which is exported longitudinally through a hose, towards the ends. To arrive at the number of pounds of force exerted, you merely multiply the area of the ID times the working pressure being used.
- Area of a circle: r^2 (PI [3.1416] times radius squared)
- Force = Area x Pressure

Force (In Pounds)

Hose ID	25 PSI	50 PSI	75 PSI	100 PSI	150 PSI	200 PSI	250 PSI	300 PSI	500 PSI	1000 PSI
¼"	1	2	4	5	7	10	12	15	25	49
⅜"	3	6	8	11	17	22	28	33	55	110
½"	5	10	15	20	29	39	49	59	98	196
¾"	11	22	33	44	66	88	110	133	221	442
1"	20	39	59	79	118	157	196	236	393	785
1¼"	31	61	92	123	184	245	307	368	614	1227
1¼"	44	88	133	177	265	353	442	530	884	1767
2"	79	157	236	314	471	628	785	942	1571	3142
2¼"	123	245	368	491	736	982	1227	1473	2454	4909
3"	177	353	530	707	1060	1414	1767	2121	3534	7069
4"	314	628	942	1257	1885	2513	3142	3770	6283	12566
5"	491	982	1473	1964	2945	3927	4909	5891	9818	19635
6"	707	1414	2121	2827	4241	5655	7069	8482	14137	28274
8"	1257	2513	3770	5027	7540	10053	12566	15080	25133	50266
10"	1964	3927	5891	7854	11781	15708	19635	23562	39270	78540
12"	2827	5655	8482	11310	16965	22620	28274	33929	56549	113098

Safety Products and Recommendations in the Dixon® Price List

Safety is everyone's concern!

Dixon® provides many safety products designed to protect personnel and property. Recommendations and safety warnings are also included for your review.

Hose and coupling safety ..... page 916
S.T.A.M.P.E.D. ..... page 917
EZ Boss-Lock™ handles ..... page 166
Cam and groove safety clips ..... page 171
Air King™ - not to be used for steam statement ..... page 283
King™ cable safety cables ..... page 362
Safety shut-off valves, OSHA REG. 1926.302 ..... page 556
30 PSI safety blow guns ..... page 371
Safety vented ball valves ..... page 534
Safety tags and safety tape ..... page 910
The importance of whip hose statement ..... page 282

MSHA (Mine Safety and Health Administration) Regulations

30 CFR Sections 56.13021 and 57.13021

Except where automatic shut-off valves are used, safety chains or other suitable locking devices shall be used at connections to machines of high-pressure hose line of ¾" inside diameter or larger, and between high-pressure hose lines of ¾" inside diameter or larger, where a connection failure would create a hazard.

30 CFR Section 75.1730

(e) Safety chains, suitable locking devices, or automatic cut-off valves shall be used at connections to machines of high-pressure hose lines of ¾" inside diameter or larger, and between high-pressure hose lines of ¾" inside diameter or larger, where a connection failure would create a hazard. For purposes of this paragraph, high-pressure means pressure of 100 PSI or more.

30 CFR Section 77.412

(d) Safety chains or suitable locking devices shall be used at connections to machines of high-pressure hose line of 1" inside diameter or larger, and between high-pressure hose line of 1" inside diameter or larger, where a connection failure would create a hazard.

The regulations may be viewed in full on the Mine Safety and Health Administration website, msha.gov, please check the website for updates.

MURDOCK industrial | Sales@MurdockIndustrial.com www.HoseWarehouse.com | Phone: 330-535-7105 Fax: 330-535-1125 | Skype: MurdockIndustrial

OSHA Regulations

Standards - 29 CFR, 1910.242 (partial):
(b) Compressed air used for cleaning - Compressed air shall not be used for cleaning purposes except where reduced to less than 30 PSI and then only with effective chip guarding and personal protective equipment.

Standards - 29 CFR, 1915.131 (partial):
(e) Before use, pneumatic tools shall be secured to the extension hose or whip by some positive means to prevent the tool from becoming accidentally disconnected from the whip.

Standards - 29 CFR, 1926.302 (partial):
(b)(1) Pneumatic power tools shall be secured to the hose or whip by some positive means to prevent the tool from becoming accidentally disconnected.
(b)(2) Safety clips or retainers shall be securely installed and maintained on pneumatic impact (percussion) tools to prevent attachments from being accidentally expelled.
(b)(3) All pneumatically driven nailers, staplers and other similar equipment provided with automatic fastener feed, which operate at more than 100 PSI pressure at the tool shall have a safety device on the muzzle to prevent the tool from ejecting fasteners, unless the muzzle is in contact with the work surface.
(b)(4) Compressed air shall not be used for cleaning purposes except where reduced to 30 PSI and then only with effective chip guarding and personal protective equipment which meets the requirements of Subpart E of this part. The 30 PSI requirement does not apply for concrete form, mill scale and similar cleaning purposes.
(b)(5) The manufacturer's safe operating pressure for hoses, pipes, valves, filters and other fittings shall not be exceeded.
(b)(6) The use of hoses for hoisting or lowering tools shall not be permitted.
(b)(7) All hoses exceeding ½" inside diameter shall have a safety device at the source of supply or branch line to reduce pressure in case of hose failure.

Standards - 29 CFR, 1926.306:
(a) General requirements
(a)(1) Application. This section applies to compressed air receivers, and other equipment used in providing and utilizing compressed air for performing operations such as cleaning, drilling, hoisting, and chipping. On the other hand, however, this section does not deal with the special problems created by using compressed air to convey materials nor the problems created when men work in compressed air as in tunnels and caissons. This section is not intended to apply to compressed air machinery and equipment used on transportation vehicles such as steam railroad cars, electric railway cars, and automotive equipment.
(a)(2) New and existing equipment.
(a)(2)(i) All new air receivers installed after the effective date of these regulations shall be constructed in accordance with the 1968 edition of the A.S.M.E. Boiler and Pressure Vessel Code Section VIII.
(a)(2)(ii) All safety valves used shall be constructed, installed and maintained in accordance with the A.S.M.E. Boiler and Pressure Vessel Code, Section VIII Edition 1968.
(b) Installation and equipment requirements
(b)(1) Installation. Air receivers shall be so installed that all drains, handholes, and manholes therein are easily accessible. Under no circumstances shall an air receiver be buried underground or located in an inaccessible place.
(b)(2) Drains and traps. A drain pipe and valve shall be installed at the lowest point of every air receiver to provide for the removal of accumulated oil and water. Adequate automatic traps may be installed in addition to drain valves. The drain valve on the air receiver shall be opened and the receiver completely drained frequently and at such intervals as to prevent the accumulation of excessive amounts of liquid in the receiver.
(b)(3) Gauges and valves.
(b)(3)(i) Every air receiver shall be equipped with an indicating pressure gauge (so located as to be readily visible) and with one or more spring-loaded safety valves. The total relieving capacity of such safety valves shall be such as to prevent pressure in the receiver from exceeding the maximum allowable working pressure of the receiver by more than 10 percent.
(b)(3)(ii) No valve of any type shall be placed between the air receiver and its safety valve or valves.

Standards - 29 CFR, 1926.603 (partial):
(a)(9) Steam hose leading to a steam hammer or jet pipe shall be securely attached to the hammer with an adequate length of at least ¼" diameter chain or cable to prevent whipping in the event the joint at the hammer is broken. Air hammer hoses shall be provided with the same protection as required for steam lines.
(a)(10) Safety chains, or equivalent means, shall be provided for each hose connection to prevent the line from thrashing around in case the coupling becomes disconnected.

The regulations may be viewed in full on the OSHA website, osha.gov, please check the website for updates.

MURDOCK industrial | Sales@MurdockIndustrial.com www.HoseWarehouse.com | Phone: 330-535-7105 Fax: 330-535-1125 | Skype: MurdockIndustrial

Solutions on Site Vans by Dixon®

Our Solutions on Site (SOS) vans are outfitted with product samples, videos, literature and products representative of what Dixon® provides to specific markets. Call 800.355.1991 for additional information.

Best Practices Safety Assessment

Dixon®, in partnership with your industrial hose supplier, is pleased to offer a hose and coupling safety survey of your plant, at no cost to you, to assist in your efforts to make your facility as safe, efficient and productive as possible.

Today, plant safety is an enormous, ongoing endeavor in which it is impossible to be an expert in every field.

The use of damaged or misapplied hose couplings and related items occurs. To the untrained eye, these hazards may continue to exist until an accident happens, threatening not only plant machinery, but also the well-being of plant personnel.

Our program includes a visual inspection of hose assemblies and related accessories in your plant by trained technicians. A professionally written report containing our observations and recommendations for corrective action is subsequently provided to augment your own ongoing safety program. If desired, photographs of the areas of concern can be supplied with the report. As a follow-up, the program offers an educational hands-on seminar directly relating to the safety concerns in your facility.

Plant safety is coming under increasing scrutiny by various regulatory agencies. Let Dixon® trained personnel assist you in establishing and maintaining safety compliance in your plant.

The safety survey report is completely confidential and will only be shown to authorized plant personnel. For more information, please contact Dixon® at 800.355.1991.

Hose Coupling Workshop

In an effort to provide our customers with information regarding the proper and safe methods of assembling hose and couplings, Dixon® offers Hose Coupling Workshops suitable for a company's sales force and shop personnel.

Classes consist of lectures and/or hands-on demonstrations of coupling selection, hose preparation, coupling installation, assembly testing and maintenance procedures. Morning, afternoon and all day classes are available. For more information, please visit dixonvalve.com/hcw or call 800.355.1991.

We encourage you to share this information with anyone who may be affected by the selection, installation, maintenance or use of any hose assembly. Always use quality products to **Be Safe**.

MURDOCK industrial | Sales@MurdockIndustrial.com www.HoseWarehouse.com | Phone: 330-535-7105 Fax: 330-535-1125 | Skype: MurdockIndustrial

Selecting Materials

This information is intended to help make general comparisons between different available materials.

Material	Features and Benefits
Stainless Steel	A corrosion-resistant material that provides high strength at high temperatures, helps prevent contamination of product being transported, maintains cleanliness, and retains a lustrous appearance. Harder then brass. *Type 304* is a low-carbon chromium-nickel stainless steel. *Type 316* is similar to type 304, but has a high nickel content as well as a molybdenum for stronger resistance to heat and corrosion. Often used for water, oil, gas, and steam in low- to high-pressure applications.
Brass	Has good corrosion resistance and is less expensive than stainless steel. Is softer and easier to thread than stainless steel and forms tight seals. It can be used interchangeably with copper where heavier walls are required. Found in plumbing and heating application. Also good with oil, natural gas, and air. Resists corrosion from salt water as well as fresh water polluted with waste from mineral acids and peaty soils. Use in low- to high-pressures applications.
Steel	Used in noncorrosive environments. This carbon- and iron-based metal is hard and strong. It is an economical alternative to stainless steel and brass in high-pressure applications. For use with water, oil, gas, and steam in low- to high-pressure applications where corrosion is not a problem.

Product application is based not only on material selection but on design of product for intended use. Please contact Dixon® for selection of the proper fitting for your application.

Corrosion Resistance of Coupling Material

⚠WARNING

The data on the following pages has been compiled from generally available sources and should not be relied upon without consulting and following the specific recommendations of the manufacturer regarding particular coupling materials.

Ratings

Metal	Non-Metal	Gasket/Seal Material
1 = Excellent 2 = Good 3 = Fair X = Not Recommended - = Contact Dixon®	A = Acceptable X = Not Recommended - = Contact Dixon®	T = PTFE V = FKM E = EPDM, EPR N = Neoprene B = Buna N

1. Ratings given are based at **70°F (21°C)**. Chemical compatibility varies greatly with temperature. For applications at temperatures other than **70°F (21°C)**, contact Dixon® for recommendations at 800.355.1991.

2. Gasket / seal materials are not necessarily listed in order of preference.

3. Chemical resistance of a material does not necessarily indicate the suitability of a fitting in a given application due to variables such as improper clamp and coupling application, special hose construction, gasket material, etc.

Special caution should be taken when handling hazardous materials.

MURDOCK industrial | Sales@MurdockIndustrial.com www.HoseWarehouse.com | Phone: 330-535-7105 Fax: 330-535-1125 | Skype: MurdockIndustrial

Material Selection

AGENT	Aluminum	Brass	Bronze	Hastelloy, C-276	Malleable Iron Carbon Steel	Monel	Stainless Steel,304	Stainless Steel,316	Nylon	Polypropylene	Seal Material
Acetate Solvents (Crude)	1	X	X	1	2	2	1	1	A	X	T
Acetate Solvents (Pure)	1	1	1	1	X	1	1	1	A	X	T
Acetic Acid (80%)	3	X	X	1	X	1	1	1	X	X	TEVNB
Acetic Acid (50%)	2	X	X	1	X	2	2	1	X	X	TEVNB
Acetic Acid (20%)	2	X	X	1	X	2	2	1	X	X	TEVNB
Acetic Acid (10%)	2	X	2	1	X	2	1	1	X	X	TEVNB
Acetic Anhydride	2	X	2	1	2	2	2	2	X	X	TNB
Acetone	1	2	2	1	2	1	1	1	A	X	TE
Acetylene	1	X	X	2	2	2	1	1	X	X	TEVNB
Alcohols											
Amyl Alcohol	2	2	2	2	2	1	2	2	A	A	TEVNB
Benzyl Alcohol	2	2	2	2	2	1	1	1	X	A	TVB
Butyl Alcohol	1	2	1	2	2	1	1	1	A	A	TEVN
Diacetone Alcohol	1	1	2	1	2	1	2	2	X	A	TE
Ethyl Alcohol	1	2	2	1	2	2	2	2	X	A	TEVNB
Hexyl Alcohol	-	-	-	1	-	-	-	-	A	-	-
Isobutyl Alcohol	-	-	-	-	-	-	-	-	A	-	-
Isopropyl Alcohol	2	2	2	2	2	2	2	2	A	A	TEVNB
Methyl Alcohol (Methanol)	2	2	2	1	2	2	2	2	A	A	TENB
Octyl Alcohol	-	-	-	-	-	-	-	-	A	-	-
Propyl Alcohol	2	2	2	1	2	2	1	1	X	A	TEVNB
Aluminum											
Aluminum Chloride (Aqu.)	X	X	X	1	X	X	X	X	A	A	TEVNB
Aluminum Fluoride (Sat.)	2	-	-	-	X	2	X	2	X	A	TEVNB
Aluminum Nitrate (Sat.)	3	X	-	-	X	-	2	2	A	A	TEVNB
Aluminum Potassium Sulfate (Alum)	2	2	2	2	X	2	X	2	X	A	TEVNB
Aluminum Sulfate (Sat.)	X	X	2	2	X	2	-	2	A	A	TEVNB
Ammonia											
Ammonia Anhydrous	1	X	X	2	1	1	2	1	A	X	TENB
Ammonia Gas	X	X	X	1	1	X	1	1	A	X	TENB
Ammonia Nitrate	-	-	-	-	-	-	-	-	X	-	-
Ammonium											
Ammonium Biflouride	-	X	-	2	X	2	-	-	X	A	TEVB
Ammonium Carbonate (Sat.)	2	X	X	2	2	2	2	2	A	A	TEVNB
Ammonium Casenate	-	-	-	-	-	-	-	-	A	-	-
Ammonium Chloride (Sat.)	X	X	2	2	X	2	X	X	A	A	TEVNB
Ammonium Hydroxide (Sat.)	2	X	X	2	1	X	2	2	A	A	TEVNB
Ammonium Nitrate	2	X	X	-	X	X	-	-	A	A	TENB
Ammonium Phosphate (10-40%)	X	X	X	-	X	2	1	2	A	A	TEVNB
Ammonium Sulfate (10-40%)	X	X	3	2	X	2	X	2	A	A	TEVNB
Aniline	-	X	2	2	X	2	1	1	X	X	TV
Arsenic Acid	X	X	2	2	X	X	2	2	X	A	TEVNB
Asphalt	-	-	-	-	2	-	-	2	X	X	TV
Barium											
Barium Carbonate (Sat.)	X	2	2	2	2	2	2	2	A	A	TEVNB
Barium Chloride (Sat.)	-	2	2	1	-	2	X	-	A	A	TEVNB
Barium Hydroxide (Sat.)	X	2	X	2	2	1	2	2	A	A	TEVNB
Barium Sulfate	2	2	2	-	X	2	2	2	A	A	TEVNB
Barium Sulfide	X	X	X	-	2	X	2	2	A	A	TEVNB
Beer	1	2	2	1	2	1	1	1	A	A	TEVNB
Benzaldehyde	2	2	2	2	X	2	2	2	X	X	TE
Benzene, Benzol	1	2	2	2	2	2	2	2	A	X	TV
Benzine	-	-	-	-	-	-	-	-	A	X	-
Benzoic Acid	2	2	2	-	X	2	2	2	X	X	TVN
Black Liquor	X	X	X	X	-	2	2	2	X	A	TEVNB
Bleach (12.5% Active Chlorine)	X	-	-	1	X	-	-	X	X	A	TEVN
Borax	X	2	2	1	2	1	1	1	X	A	TEVNB
Boric Acid	1	X	2	1	X	2	-	-	X	A	TEVNB
Brine Acid	-	2	2	1	-	-	-	-	X	A	TEVNB
Bromic acid	X	X	X	-	-	X	-	-	X	A	TEVN
Bromine Liquid	2	-	-	-	-	-	X	X	X	X	TV
Butadiene, Butylene	2	2	2	2	2	1	2	2	X	X	TVNB
Butane	2	2	2	2	1	1	2	2	X	X	TV
Butyl Acetate	1	2	2	2	2	2	2	2	A	X	T
Butyric Acid	2	2	X	1	X	2	2	2	A	A	TV

Ratings given are based at **70°F (21°C)**.

MURDOCK industrial | Sales@MurdockIndustrial.com www.HoseWarehouse.com | Phone: 330-535-7105 Fax: 330-535-1125 | Skype: MurdockIndustrial

AGENT	Aluminum	Brass	Bronze	Hastelloy, C-276	Malleable Iron Carbon Steel	Monel	Stainless Steel,304	Stainless Steel,316	Nylon	Polypropylene	Seal Material
Calcium											
Calcium Bisulfate	X	-	X	-	X	X	X	2	X	A	T
Calcium Bisulfide	-	-	-	-	-	2	-	2	A	A	TVB
Calcium Bisulfite	X	X	2	2	X	X	-	2	X	A	TVNB
Calcium Bromide	X	2	2	-	X	2	1	X	X	X	T
Calcium Carbonate	X	2	2	2	2	2	1	2	A	A	TEVB
Calcium Chloride (Sat.)	-	2	-	1	2	2	-	-	A	A	TEVNB
Calcium Hydroxide (Sat.)	X	2	X	-	2	2	2	2	A	A	TEVNB
Calcium Hypochlorite (Sat.)	X	X	X	-	X	X	X	2	X	A	TEV
Carbon											
Carbon Bisulfide	1	X	2	2	2	X	2	2	A	X	TV
Carbon Dioxide (Dry)	1	1	2	1	2	1	2	2	A	A	TENB
Carbon Dioxide (Wet)	1	X	-	2	3	-	2	2	X	A	TENB
Carbon Disulfide	1	X	2	2	2	X	2	2	A	X	TV
Carbon Monoxide	1	1	1	1	2	1	1	1	A	A	TEVNB
Carbon Tetrachloride	X	-	1	1	2	1	1	-	A	X	TV
Carbonic Acid	1	2	2	1	2	3	2	2	X	A	TEVNB
Castor Oil	2	2	2	1	2	1	2	2	X	A	TEVNB
Caustic Potash	X	-	-	1	X	-	-	2	A	A	TEVNB
Caustic Soda (see Sodium Hydroxide)											
Cellosolves	2	2	2	2	2	2	2	2	X	A	TE
Chlorine (Liquid)	-	-	-	1	2	2	-	3	X	X	TV
Chloroform	-	-	-	2	X	1	-	-	X	X	TV
Chlorosulfonic Acid	-	X	X	1	2	2	X	X	X	X	T
Clorox (Bleach, 5.5% CL)	X	-	-	-	X	-	-	2	X	-	TEVB
Chromic Acid (50%)	2	X	X	2	X	X	3	-	X	X	TVNB
Citric Acid	3	X	X	1	X	2	-	-	X	A	TEVNB
Coke Oven Gas	2	3	3	-	2	2	2	2	X	X	TEVN
Copper											
Copper Chloride	X	X	X	2	X	X	X	X	A	A	TEVNB
Copper Cyanide	X	X	X	1	-	X	2	2	X	-	TEVNB
Copper Sulfate	X	X	X	1	X	X	-	2	A	A	TEVNB
Crysylic Acid (Conc.)	2	2	X	-	2	3	2	2	X	X	TEV
Cyclohexane	2	2	2	2	2	1	2	2	A	X	TVB
Detergents	2	2	2	1	2	-	1	2	A	A	TEVNB
Dextrose	2	-	-	2	-	2	-	-	A	A	TEVNB
Diesel Fuels	1	1	1	2	2	-	1	1	A	X	TVB
Diethylamine	2	-	X	-	X	1	2	2	X	A	TN
Disodium Phosphate	-	-	-	-	1	-	-	1	A	A	TEV
Ethers	2	2	2	2	2	2	1	1	A	X	TB
Ethyl											
Ethyl Acetate	-	-	2	2	2	2	2	2	A	X	T
Ethyl Chloride	-	-	2	2	2	2	-	1	A	X	TEVB
Ethylene											
Ethylene Chloride	-	-	-	-	2	2	-	-	A	X	TV
Ethylene Dichloride	-	2	X	2	2	1	2	2	A	X	TV
Ethylene Glycol	1	2	2	1	2	2	2	2	A	X	TEVNB
Ethylene Oxide	X	X	X	1	3	2	2	2	X	X	T
Fatty Acids	1	3	3	1	X	2	-	1	A	A	TVNB
Ferric											
Ferric Chloride	X	X	2	2	X	X	X	X	X	A	TEVNB
Ferric Hydroxide	-	-	-	1	-	2	1	1	A	-	TEVNB
Ferric Nitrate (10-50%)	X	X	X	-	X	X	2	2	X	A	TEVNB
Ferric Sulfate	X	X	X	-	X	2	-	-	X	A	TEVNB
Ferrous											
Ferrous Chloride (Sat.)	X	X	2	2	-	X	X	X	X	A	TEVNB
Ferrous Sulfate	2	2	2	2	X	2	2	-	X	A	TEVNB
Fluboric Acid	X	-	-	1	1	2	-	-	X	A	TEVNB
Formaldehyde (50%)	-	2	2	2	X	2	1	1	X	A	TEN
Formic Acid (Anhyd.)	1	X	2	1	X	2	-	-	X	A	TEVN
Freon											
Freon 11	2	2	2	-	X	1	2	2	X	X	TVNB
Freon 12	2	2	2	1	X	2	2	2	X	X	TVNB
Freon 22	2	2	2	2	X	2	2	2	X	X	TN
Fruit Juices	2	2	3	1	X	1	2	2	A	A	TVNB
Fuel Oil	2	2	2	2	2	2	2	2	A	X	TVNB
Furfural	2	2	2	2	2	2	2	2	A	X	TEN

MURDOCK industrial | Sales@MurdockIndustrial.com www.HoseWarehouse.com | Phone: 330-535-7105 Fax: 330-535-1125 | Skype: MurdockIndustrial

Material Selection

AGENT	Aluminum	Brass	Bronze	Hastelloy, C-276	Malleable Iron Carbon Steel	Monel	Stainless Steel,304	Stainless Steel,316	Nylon	Polypropylene	Seal Material
Gasoline											
Refined Gasoline	2	2	2	2	2	2	2	2	A	X	TVNB
Sour Gasoline	X	2	2	2	2	X	2	2	A	X	TVNB
Gelatin	2	2	2	-	X	2	2	2	A	A	TEVNB
Glucose	2	2	2	-	2	2	2	2	A	A	TEVNB
Glue	2	2	2	1	2	2	-	2	-	A	TEVNB
Glycerine	1	1	2	1	2	1	1	1	A	A	TEVNB
Glycols	2	2	2	-	2	2	2	2	A	A	TEVNB
Green Liquor	-	-	-	-	2	-	-	-	-	A	TEVNB
Heptane	2	2	2	1	2	2	2	2	A	X	TVNB
Hexane	2	2	2	1	2	2	1	1	A	X	TVNB
Hydrobromic Acid (50%)	X	X	X	2	X	X	X	X	X	A	TEV
Hydrobromic Acid (20%)	X	X	X	1	X	X	X	X	X	A	TEV
Hydrochloric Acid (20%)	X	X	X	1	X	3	X	X	X	A	TEVNB
Hydrochloric Acid (38%)	X	X	X	1	X	X	X	X	X	A	TEVN
Hydrocyanic Acid	2	X	X	2	2	2	2	2	X	A	TEVN
Hydrofluosilicic Acid (10-50%)	X	2	X	2	X	2	X	2	X	-	TEVNB
Hydrogen											
Hydrogen Peroxide (50%)	-	X	X	2	X	2	-	-	X	A	TEV
Hydrogen Sulfide (Aqu.)	-	-	-	2	-	2	X	2	X	A	TE
Hydrogen Chloride (Dry Gas)	X	2	-	1	2	1	-	-	X	A	TEVN
Hydrogen Gas	1	1	1	1	-	1	1	1	X	A	TEVNB
Hypochlorous Acid	X	X	X	2	X	X	X	X	X	X	TEV
Iodine	1	X	X	-	X	1	X	X	X	A	TEV
Isopropyl Ether	-	2	2	-	-	2	1	2	A	X	T
Jet Fuel (JP4, JP5)	2	1	2	1	2	2	2	2	X	X	TV
Kerosene	2	2	2	2	2	2	2	2	X	X	TVNB
Ketones	2	2	2	1	2	2	2	2	A	X	T
Lactic Acid (25%)	3	2	2	1	X	X	-	-	A	A	TEVN
Lactic Acid (80%)	2	2	X	2	X	-	-	-	A	A	TEVN
Lard Oil	2	-	2	1	3	2	2	2	A	A	TVB
Lead											
Lead Acetate	X	X	X	2	X	2	2	2	X	A	TENB
Lead Chloride	X	-	-	2	-	-	2	2	X	-	TVNB
Lead Sulfate	X	-	-	2	X	2	2	2	X	-	TEVNB
Lime Sulphur	X	X	X	-	X	2	2	2	X	A	TEVN
Linoleic Acid	2	X	3	2	X	2	2	2	X	A	TVB
Linseed Oil	2	2	2	2	2	2	2	2	A	A	TVNB
Lubricants (Oil)	2	1	-	-	2	2	2	2	A	X	TVNB
Magnesium											
Magnesium Carbonate	2	-	-	-	-	2	2	2	X	A	TEVNB
Magnesium Chloride	X	X	2	1	-	-	-	-	X	A	TEVNB
Magnesium Hydroxide	2	2	2	1	2	2	1	1	X	A	TEVNB
Magnesium Nitrate	2	2	2	1	2	2	2	2	X	A	TEVNB
Magnesium Oxide	-	-	-	-	-	-	-	-	X	-	-
Magnesium Sulfate	2	-	2	-	-	1	2	2	X	A	TEVNB
Maleic Acid	-	2	3	2	X	-	-	2	X	A	TEV
Mercuric											
Mercuric Chloride	X	X	X	-	X	X	X	-	X	A	TEVB
Mercuric Cyanide	X	X	X	2	X	2	2	2	X	A	TEVB
Mercury	X	X	X	1	2	-	1	1	A	A	TEVNB
Methane	1	1	2	1	2	1	1	1	A	X	TEVNB
Methanol	2	2	2	1	2	2	2	2	A	A	TENB
Methyl											
Methyl Bromide	X	-	-	-	2	-	2	2	X	X	TV
Methyl Ethyl Ketone	2	2	2	2	2	2	2	2	A	X	TE
Methyl Isobutyl Ketone	2	2	2	2	2	2	2	2	A	X	T
Methyl Methacrylate	2	-	-	-	X	-	2	2	X	A	T
Methylene Chloride	-	2	2	X	2	-	-	-	A	X	T
Milk	1	X	X	1	2	X	1	1	A	A	TEVNB
Mineral Oil	2	1	-	-	2	1	1	2	A	A	TVNB
Muriatic Acid	X	-	-	1	-	X	X	X	X	A	TV
Napthalene	2	2	2	2	2	2	1	1	A	A	TV
Naptha	2	2	2	2	2	2	2	2	A	X	TVB

Ratings given are based at **70°F (21°C)**.

MURDOCK industrial | Sales@MurdockIndustrial.com www.HoseWarehouse.com | Phone: 330-535-7105 Fax: 330-535-1125 | Skype: MurdockIndustrial

AGENT	Aluminum	Brass	Bronze	Hastelloy, C-276	Malleable Iron Carbon Steel	Monel	Stainless Steel,304	Stainless Steel,316	Nylon	Polypropylene	Seal Material
Nickel											
Nickel Chloride	X	X	X	-	X	2	-	-	X	A	TEVNB
Nickel Sulfate	X	X	-	2	-	-	2	2	X	A	TEVNB
Nitric											
Nitric Acid (100%)	1	X	X	2	X	X	2	-	X	X	TV
Nitric Acid (50%)	X	X	X	1	X	X	2	-	X	X	TV
Nitric Acid (30%)	X	X	X	1	X	X	1	-	X	X	TV
Nitrobenzene	1	2	2	-	2	2	2	2	A	A	T
Oils											
Castor Oil	2	2	2	1	2	1	2	2	A	A	TEVNB
Coconut Oil	2	-	2	-	3	2	2	2	A	A	TVB
Corn Oil	2	2	2	-	2	2	-	2	A	A	TVNB
Cotton Seed Oil	2	2	2	-	2	1	2	2	A	A	TVNB
Fuel Oil	2	2	2	2	2	2	2	2	A	X	TVNB
Linseed Oil	2	2	2	2	2	2	2	2	A	A	TVNB
Mineral Oil	2	1	-	-	2	1	1	2	A	A	TVNB
Silicon Oil	2	1	2	-	2	-	2	2	A	A	TEVB
Vegetable Oil	2	2	2	1	2	1	1	1	A	X	TVNB
Oleic Acid	2	3	2	2	2	1	-	1	A	X	TB
Oleum	2	X	X	-	2	X	2	2	X	X	TV
Oxalic Acid (Sat.)	2	-	2	2	X	2	X	X	X	A	TEV
Oxygen	2	2	2	-	2	2	2	2	X	X	TEVNB
Palmitic Acid (Sat.)	2	3	2	-	3	2	2	2	X	A	TVB
Paraffin	2	2	2	2	2	2	2	2	A	A	TVNB
Perchloroethylene	2	2	2	2	2	1	-	-	X	X	TV
Petrolatum	2	-	2	-	3	2	2	2	A	-	TVNB
Phenol (Carbolic Acid)	1	1	X	1	2	1	-	1	X	X	TV
Phosphoric Acid											
Phosphoric Acid (25-50%)	X	X	2	1	X	X	-	-	X	A	TEVN
Phosphoric Acid (50-85%)	X	X	X	1	X	3	-	-	X	A	TEV
Photographic Solutions	-	-	-	-	X	1	1	1	X	X	TVNB
Phthalic Anhydride	-	2	2	1	2	1	1	1	X	X	TEV
Picric Acid	1	X	X	2	X	X	2	2	X	-	TEVNB
Plating Solutions											
Brass Plating Solution	-	-	-	1	-	-	-	2	X	A	TEVNB
Cadmium Plating Solution	-	-	-	1	-	-	-	2	X	A	TEVNB
Chrome 40% Plating Solution	X	2	2	1	X	X	2	2	X	A	TEVN
Copper (Cyanide) Plating Solution	-	-	-	1	-	-	-	-	X	A	TEVNB
Gold Plating Solution	-	-	-	1	-	-	-	1	X	A	TEVNB
Iron Plating Solution	-	-	-	-	-	-	-	-	X	A	TEVB
Lead Plating Solution	-	-	-	-	-	-	1	1	X	A	TEVNB
Nickel Plating Solution	-	-	-	1	-	-	1	1	X	A	TEVNB
Silver Plating Solution	-	-	-	1	-	-	1	1	X	A	TEVNB
Tin Plating Solution	-	-	-	1	-	-	-	3	X	A	TEVNB
Zinc Plating Solution	-	-	-	1	-	-	-	-	X	A	TEVNB
Potassium											
Potassium Acetate	X	X	X	-	2	-	-	-	A	A	TEVB
Potassium Bicarbonate (30%)	X	2	-	2	2	2	1	1	A	A	TEVNB
Potassium Carbonate (50%)	X	2	X	2	2	2	1	1	A	A	TEVNB
Potassium Chlorate (30%)	2	X	X	-	2	2	2	1	X	A	TEVNB
Potassium Chloride (30%)	X	X	2	-	2	1	-	-	A	A	TEVNB
Potassium Chromate (30%)	2	2	2	2	-	2	2	2	X	A	TEVB
Potassium Cyanide Solution (30%)	X	X	X	2	2	2	2	2	X	A	TEVNB
Potassium Dichromate (30%)	1	2	2	2	2	2	1	1	X	A	TEVB
Potassium Hydroxide (90%)	X	X	X	2	-	2	X	-	X	A	TENB
Potassium Nitrate (80%)	1	2	2	2	2	2	2	2	X	A	TEVNB
Potassium Permanganate (20%)	2	2	2	1	2	2	2	2	X	A	TEVN
Potassium Sulfate (10%)	1	2	2	1	2	1	1	1	A	A	TEVNB
Propane	1	1	1	2	2	1	2	2	X	X	TVB
Propylene Gylcol	2	2	2	2	2	2	2	2	A	A	TVNB
Propylene Oxide (90%)	-	-	-	-	-	-	1	1	X	X	TE
Pyridine	2	2	2	-	2	2	2	2	A	X	T
Pyrogallic Acid	2	2	2	2	2	2	2	2	X	X	TVNB
Silver Nitrate	X	X	X	-	X	X	2	1	X	A	TEVNB
Soap Solutions	2	2	2	1	2	2	2	2	A	A	TEVNB

Ratings given are based at **70°F (21°C)**.

MURDOCK industrial | Sales@MurdockIndustrial.com www.HoseWarehouse.com | Phone: 330-535-7105 Fax: 330-535-1125 | Skype: MurdockIndustrial

Material Selection

AGENT	Aluminum	Brass	Bronze	Hastelloy, C-276	Malleable Iron Carbon Steel	Monel	Stainless Steel,304	Stainless Steel,316	Nylon	Polypropylene	Seal Material
Sodium											
Sodium Acetate	1	2	2	-	X	2	2	2	A	A	TEN
Sodium Bicarbonate (20%)	2	2	2	1	3	1	1	1	A	A	TEVNB
Sodium Bisulfate	X	-	2	2	2	-	-	-	A	A	TEVNB
Sodium Bisulfite	X	2	X	2	X	-	-	-	A	A	TEVNB
Sodium Borate	2	2	2	2	3	2	2	2	A	A	TEVNB
Sodium Perborate (10%)	2	X	2	2	2	2	2	2	X	A	TEVNB
Sodium Carbonate	X	2	-	2	2	1	-	2	A	A	TEVNB
Sodium Chlorate (50%)	2	2	2	1	X	1	2	2	X	A	TEVNB
Sodium Cyanide	X	X	X	2	2	X	-	-	A	A	TEVNB
Sodium Dichromate	2	X	X	1	2	-	2	2	X	A	TE
Sodium Hydroxide (70%)	X	X	X	1	3	1	2	2	X	A	TENB
Sodium Hydroxide (50%)	X	X	3	1	3	1	1	-	X	A	TENB
Sodium Hydroxide (30%)	X	2	3	2	2	1	1	1	X	A	TENB
Sodium Chloride (30%)	X	2	2	2	2	1	-	-	X	A	TEVNB
Sodium Hypochlorite	X	X	X	-	X	X	-	-	X	A	TEV
Sodium Metaphosphate	X	X	2	-	X	2	2	2	X	X	TEVNB
Sodium Nitrate (40%)	1	2	-	-	2	2	1	1	A	A	TENB
Sodium Perborate (10%)	2	X	2	2	2	2	2	2	X	A	TEVNB
Sodium Peroxide (10%)	2	X	X	2	2	2	2	2	X	A	TEVNB
Sodium Silicate	1	2	2	2	2	2	2	2	A	A	TEVNB
Sodium Sulfate	-	2	2	2	2	-	-	1	A	A	TEVNB
Sodium Sulfide (50%)	X	X	X	2	2	2	-	2	X	A	TEVNB
Sodium Thiosulphate	2	X	X	2	X	2	2	2	A	A	TEVNB
Stannic Chloride	X	X	X	-	X	X	X	X	X	A	TEVNB
Stannous Chloride	X	X	X	2	X	-	X	-	X	X	TEVNB
Steam	-	-	-	-	-	-	-	-	X	-	-
Stearic Acid	2	3	2	1	3	3	2	1	A	A	TVNB
Stoddard's Solvent	2	2	2	1	2	2	2	2	X	A	TVB
Sugar Liquors (Cane)	1	2	1	-	2	2	2	2	A	A	TEVNB
Sugar Liquors (Beet)	1	2	1	-	2	1	1	1	A	A	TEVNB
Sulfate Liquors	2	X	X	2	3	2	-	2	X	A	TVNB
Sulfite Liquors	X	X	-	1	X	X	2	2	X	X	TVNB
Sulfur Chloride	X	-	X	2	X	X	-	-	X	X	TV
Sulfur Dioxide (Dry)	2	2	2	2	1	2	-	2	X	A	TE
Sulfur Trioxide	2	2	X	2	2	2	-	2	X	X	TEV
Sulfuric Acid (TO 10%)	X	2	X	1	X	X	X	X	X	A	TEVNB
Sulfuric Acid (100%)	X	X	X	1	2	X	-	-	X	X	TV
Sulfurous Acid	2	2	X	-	X	X	X	-	X	A	TV
Tannic Acid	X	-	X	-	X	2	2	2	X	A	TEVNB
Tanning Liquors	1	-	2	1	-	-	1	1	X	A	TVNB
Tartaric Acid	-	-	2	2	-	-	1	1	A	A	TVNB
Titanium Tetrachloride	X	X	X	2	2	2	-	2	X	X	TV
Toluene	1	1	1	1	1	1	1	1	A	X	TVB
Tetrahydrofuran	X	-	2	1	1	-	1	2	A	X	T
Tomato Juice	2	-	3	2	3	2	2	2	X	A	TEVNB
Trichloroethylene	1	-	2	1	2	-	-	-	A	X	TV
Triethanolamine	2	X	2	2	2	2	2	2	A	X	TEVN
Triethylamine	-	-	-	-	-	2	2	2	A	X	TVB
Trisodium Phosphate (10%)	X	2	-	1	2	2	1	1	A	A	TVNB
Turpentine	2	X	2	2	2	1	1	1	X	X	TVB
Urea (50%)	2	-	2	-	2	2	2	2	A	A	TEVNB
Urine	-	-	-	-	2	-	1	1	X	A	TEVNB
Vinegar	X	X	2	2	2	2	2	2	X	A	TEVN
Water Acid (Mine)	X	X	X	1	X	-	-	-	X	A	TEVNB
Water (Distilled)	X	2	2	1	X	X	2	2	A	A	TEVNB
Water (Sea)	2	2	2	1	X	2	2	2	A	A	TEVNB
Whiskey	X	2	2	1	2	2	1	1	X	A	TEVNB
White Liquor (Pulp)	2	-	X	2	X	X	2	2	X	A	TEVNB
Wine	X	2	2	1	X	2	1	1	X	A	TEVNB
Xylene	2	2	2	1	2	2	2	2	A	X	TV
Zinc											
Zinc Chloride	X	X	X	2	X	-	X	2	A	A	TEVNB
Zinc Nitrate	-	-	-	-	-	-	2	2	X	A	TEVNB
Zinc Sulfate (50%)	X	2	2	2	X	2	1	1	X	A	TEVNB

Ratings given are based at **70°F (21°C)**.

MURDOCK industrial | Sales@MurdockIndustrial.com www.HoseWarehouse.com | Phone: 330-535-7105 Fax: 330-535-1125 | Skype: MurdockIndustrial

Fraction - Decimal Conversion Chart

		Inches	Millimeters
	1/64	.015625	.3969
1/32		.03125	.7938
	3/64	.046875	1.1906
1/16		.0625	1.5875
	5/64	.078125	1.9844
3/32		.09375	2.3813
	7/64	.109375	2.7781
1/8		.125	3.1750
	9/64	.140625	3.5719
5/32		.15625	3.9688
	11/64	.171875	4.3656
3/16		.1875	4.7625
	13/64	.203125	5.1594
7/32		.21875	5.5563
	15/64	.234375	5.9531
1/4		.250	6.3500
	17/64	.265625	6.7469
9/32		.28125	7.1438
	19/64	.296875	7.5406
5/16		.3125	7.9375
	21/64	.328125	8.3344
11/32		.34375	8.7313
	23/64	.359375	9.1282
3/8		.375	9.5250
	25/64	.390625	9.9219
13/32		.40625	10.3188
	27/64	.421875	10.7157
7/16		.4375	11.1125
	29/64	.453125	11.5094
15/32		.46875	11.9063
	31/64	.484375	12.3032
1/2		.500	12.7001

		Inches	Millimeters
	33/64	.515625	13.0969
17/32		.53125	13.4938
	35/64	.546875	13.8907
9/16		.5625	14.2876
	37/64	.578125	14.6844
19/32		.59375	15.0813
	39/64	.609375	15.4782
5/8		.625	15.8751
	41/64	.640625	16.2719
21/32		.65625	16.6688
	43/64	.671875	17.0657
11/16		.6875	17.4626
	45/64	.703125	17.8594
23/32		.71875	18.2563
	47/64	.734375	18.6532
3/4		.750	19.0501
	49/64	.765625	19.4470
25/32		.78125	19.8438
	51/64	.796875	20.2407
13/16		.8125	20.6376
	53/64	.828125	21.0345
27/32		.84375	21.4313
	55/64	.859375	21.8282
7/8		.875	22.2251
	57/64	.890625	22.6220
29/32		.90625	23.0188
	59/64	.921875	23.4157
15/16		.9375	23.8126
	61/64	.953125	24.2095
31/32		.96875	24.6063
	63/64	.984375	25.0032
1		1.000	25.4001

MURDOCK industrial | Sales@MurdockIndustrial.com www.HoseWarehouse.com | Phone: 330-535-7105 Fax: 330-535-1125 | Skype: MurdockIndustrial

Measures of Pressure

1 Pound Per Square Inch = 144 Pounds Per Square Foot = 0.068 Atmosphere = 2.042 Inches of Mercury at 62°F = 27.7 Inches of Water at 62°F = 2.31 Feet of Water at 62°F.

1 Atmosphere = 30 Inches of Mercury at 62°F = 14.7 Pounds Per Square Inch = 2116.3 Pounds Per Square Foot = 33.95 Feet of Water at 62°F.

1 Foot of Water at 62°F = 62.355 Pounds Per Square Foot = 0.433 Pounds Per Square Inch.

1 Inch of Mercury at 62°F = 1.132 Feet of Water = 13.58 Inches of Water = 0.491 Pounds Per Square Inch.

Column of Water 12 Inches High, 1 Inch in Diameter = .341 Pounds

If temperature is kept constant, the volume of a given mass of gas is inversely proportional to the pressure which is exerted upon it.

Length Conversion Constants

Millimeters x .039370 = Inches
Meters x 39.370 = Inches
Meters x 3.2808 = Feet
Meters x 1.09361 = Yards
Kilometers x 3,280.8 = Feet
Kilometers x .62137 = Statute Mile
Kilometers x .53959 = Nautical Miles

Inches x 25.4001 = Millimeters
Inches x .0254 = Meters
Feet x .30480 = Meters
Yards x .91440 = Meters
Feet x .0003048 = Kilometers
Statute Miles x 1.60935 = Kilometers
Nautical Miles x 1.85325 = Kilometers

Weight Conversion Constants

Grams x .03527 = Ounces (Avd.)
Grams x .033818 = Fluid Ounces (Water)
Kilograms x 35.27 = Ounces (Avd.)
Kilograms x 2.20462 = Pounds (Avd.)

Ounces (Avd.) x 28.35 = Grams
Fluid Ounces (Water) x 29.57 = Grams
Ounces (Avd.) x .02835 = Kilograms
Pounds (Avd.) x .45359 = Kilograms

Circumference of a Circle

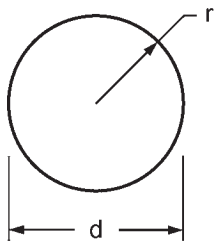

Circumference = $2\pi r = \pi d = 3.14159\, d$

Area = $\pi r^2 = \pi \frac{d^2}{4} = .78539 d^2$

Right Cylinder

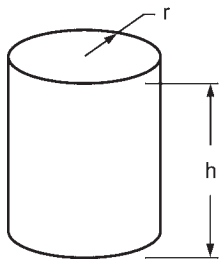

r = radius
h = length

Volume = $\pi r^2 h$

Surface Area = $2\pi r (r + h)$

If end planes are parallel but not at 90° to h, the same formulas apply, but a slice at 90° through the cylinder must be used to determine r.

MURDOCK industrial | Sales@MurdockIndustrial.com www.HoseWarehouse.com | Phone: 330-535-7105 Fax: 330-535-1125 | Skype: MurdockIndustrial

Temperature Conversions

Look up reading in middle column (shaded). If in degrees Centigrade, read Fahrenheit equivalent in right-hand column; if in degrees Fahrenheit, read Centigrade equivalent in left-hand column.

°C	°C / °F	°F
-73	-100	-148
-68	-90	-130
-62	-80	-112
-57	-70	-94
-51	-60	-76
-46	-50	-58
-40	-40	-40
-34	-30	-22
-29	-20	-4
-23	-10	14
-17.8	0	32
-17.2	1	33.8
-16.7	2	35.6
-16.1	3	37.4
-15.6	4	39.2
-15.0	5	41.0
-14.4	6	42.8
-13.9	7	44.6
-13.3	8	46.4
-12.8	9	48.2
-12.2	10	50.0
-11.7	11	51.8
-11.1	12	53.6
-10.6	13	55.4
-10.0	14	57.2
-9.4	15	59.0
-8.9	16	60.8
-8.3	17	62.6
-7.8	18	64.4
-7.2	19	66.2
-6.7	20	68.0
-6.1	21	69.8
-5.6	22	71.6
-5.0	23	73.4
-4.4	24	75.2
-3.9	25	77.0
-3.3	26	78.8
-2.8	27	80.6
-2.2	28	82.4
-1.7	29	84.2
-1.1	30	86.0
-.6	31	87.8
0	32	89.6
.6	33	91.4
1.1	34	93.2
1.7	35	95.0
2.2	36	96.8
2.8	37	98.6
3.3	38	100.4
3.9	39	102.2
4.4	40	104.0

°C	°C / °F	°F
5.0	41	105.8
5.6	42	107.6
6.1	43	109.4
6.7	44	111.2
.72	45	113.0
7.8	46	114.8
8.3	47	116.6
8.9	48	118.4
9.4	49	120.2
10.0	50	122.0
10.6	51	123.8
11.1	52	125.6
11.7	53	127.4
12.2	54	129.2
12.8	55	131.0
13.3	56	132.8
13.9	57	134.6
14.4	58	136.4
15.0	59	138.2
15.6	60	140.0
16.1	61	141.8
16.7	62	143.6
17.2	63	145.4
17.8	64	147.2
18.3	65	149.0
18.9	66	150.8
19.4	67	152.6
20.0	68	154.4
20.6	69	156.2
21.1	70	158.0
21.7	71	159.8
22.2	72	161.6
22.8	73	163.4
23.3	74	165.2
23.9	75	167.0
24.4	76	168.8
25.0	77	170.6
25.6	78	172.4
26.1	79	174.2
26.7	80	176.0
27.2	81	177.8
27.8	82	179.6
28.3	83	181.4
28.9	84	183.2
29.4	85	185.0
30.0	86	186.8
30.6	87	188.6
31.1	88	190.4
31.7	89	192.2
32.2	90	194.0
32.8	91	195.8

°C	°C / °F	°F
33.3	92	197.6
33.9	93	199.4
34.4	94	201.2
35.0	95	203.0
35.6	96	204.8
36.1	97	206.6
36.7	98	208.4
37.2	99	210.2
37.8	100	212.0
43	110	230
49	120	248
54	130	266
60	140	284
66	150	302
71	160	320
77	170	338
82	180	356
88	190	374
93	200	392
99	210	410
100	212	413.6
104	220	428
110	230	446
116	240	464
121	250	482
127	260	500
132	270	518
138	280	536
143	290	554
149	300	572
154	310	590
160	320	608
166	320	626
170	338	640
171	340	644
177	350	662
182	360	680
186	366	691
188	370	698
193	380	716
198	388	730
199	390	734
204	400	752
208	406	763
210	410	770
216	420	788
221	430	806
227	440	824
232	450	842

MURDOCK industrial | Sales@MurdockIndustrial.com www.HoseWarehouse.com | Phone: 330-535-7105 Fax: 330-535-1125 | Skype: MurdockIndustrial

Steam Temperature and Pressure Conversion Guide

Temperature - Pressure Equivalents of Saturated Steam Gauge Pressure at Sea Level

- Degrees Celsius = 5/9 (Degrees F - 32)

Temperature °F	Temperature °C	Lbs. per Sq. Inch	Temperature °F	Temperature °C	Lbs. per Sq. Inch	Temperature °F	Temperature °C	Lbs. per Sq. Inch
212	100.0	0.0	286	141.1	39.4	336	168.9	97.1
214	101.1	0.6	287	141.7	40.3	337	169.4	98.7
216	102.2	1.2	288	142.2	41.1	338	170.0	100.2
218	103.3	1.8	289	142.8	42.0	339	170.6	101.8
220	104.4	2.5	290	143.3	42.9	340	171.1	103.3
222	105.6	3.2	291	143.9	43.8	341	171.7	105.0
224	106.7	3.9	292	144.4	44.7	342	172.2	106.5
226	107.8	4.6	293	145.0	45.6	343	172.8	108.2
228	108.9	5.3	294	145.6	46.5	344	173.3	109.8
230	110.0	6.1	295	146.1	47.5	345	173.9	111.5
232	111.1	6.9	296	146.7	48.4	346	174.4	113.1
234	112.2	7.7	297	147.2	49.4	347	175.0	114.8
236	113.3	8.5	298	147.8	50.3	348	175.6	116.5
238	114.4	9.4	299	148.3	51.3	349	176.1	118.2
240	115.6	10.3	300	148.9	52.3	350	176.7	119.9
242	116.7	11.2	301	149.4	53.4	352	177.8	123.5
244	117.8	12.1	302	150.0	54.4	354	178.9	127.1
246	118.9	13.1	303	150.6	55.4	356	180.0	130.8
248	120.0	14.1	304	151.1	56.4	358	181.1	134.5
250	121.1	15.1	305	151.7	57.5	360	182.2	138.3
252	122.2	16.2	306	152.2	58.6	362	183.3	142.3
254	123.3	17.3	307	152.8	59.7	364	184.4	146.2
256	124.4	18.4	308	153.3	60.7	366	185.6	150.3
258	125.6	19.6	309	153.9	61.9	368	186.7	154.4
260	126.7	20.7	310	154.4	63.0	370	187.8	158.7
261	127.2	21.4	311	155.0	64.2	372	188.9	163.0
262	127.8	22.0	312	155.6	65.3	374	190.0	167.4
263	128.3	22.6	313	156.1	66.5	376	191.1	171.9
264	128.9	23.2	314	156.7	67.6	378	192.2	176.4
265	129.4	23.9	315	157.2	68.8	380	193.3	181.1
266	130.0	24.5	316	157.8	70.0	382	194.4	185.8
267	130.6	25.2	317	158.3	71.3	384	195.6	190.6
268	131.1	25.8	318	158.9	72.5	386	196.7	195.6
269	131.7	26.5	319	159.4	73.7	388	197.8	200.6
270	132.2	27.2	320	160.0	75.0	390	198.9	205.7
271	132.8	27.9	321	160.6	76.3	392	200.0	210.9
272	133.3	28.6	322	161.1	77.5	394	201.1	216.2
273	133.9	29.3	323	161.7	78.8	396	202.2	221.5
274	134.4	30.0	324	162.2	80.1	398	203.3	227.0
275	135.0	30.8	325	162.8	81.5	400	204.4	232.6
276	135.6	31.5	326	163.3	82.8	402	205.5	238.0
277	136.1	32.3	327	163.9	84.2	404	206.7	244.0
278	136.7	33.0	328	164.4	85.6	406	207.8	250.0
279	137.2	33.8	329	165.0	87.0	408	208.9	256.0
280	137.8	34.5	330	165.6	88.4	410	210.0	262.0
281	138.3	35.3	331	166.1	89.8	412	211.1	268.0
282	138.9	36.1	332	166.7	91.2	414	212.2	275.0
283	139.4	36.9	333	167.2	92.7	416	213.3	281.0
284	140.0	37.7	334	167.8	94.1	418	214.4	288.0
285	140.6	38.6	335	168.3	95.6	420	215.6	294.0

Pressure Conversions

100 PSI = 6.9 Bars
250 PSI = 17.25 Bars
600 PSI = 41.4 Bars

5 Bars = 72.5 PSI
10 Bars = 145 PSI
25 Bars = 362.5 PSI

MURDOCK industrial | Sales@MurdockIndustrial.com www.HoseWarehouse.com | Phone: 330-535-7105 Fax: 330-535-1125 | Skype: MurdockIndustrial

Pressure - Temperature Ratings

- Ratings apply to all products covered by ANSI B16.5 valves conforming to the requirements of this standard must, in other respects, merit these ratings.
- All ratings are maximum allowable non-shock pressures (PSIG) at the tabulated temperatures (degree Fahrenheit). Temperatures are those on the inside of the pressure retaining structure.
- The use of these ratings requires gaskets conforming to the requirements of ANSI B16.5. The user is responsible for selecting gaskets of dimensions and materials to withstand the required bolt loading without injurious crushing, and suitable for the service conditions in all other respects.

Pressure Class	150	300
Test Pressure	425	1100
Service Temperature	Working Pressure	
-20 to 100	275	720
150	255	710
200	240	700
250	225	690
300	210	680
350	195	675
400	180	665
450	165	650
500	150	625
550	140	590
600	130	555
650	120	515
700	110	470
750	100	425

MURDOCK industrial | Sales@MurdockIndustrial.com www.HoseWarehouse.com | Phone: 330-535-7105 Fax: 330-535-1125 | Skype: MurdockIndustrial

Air Velocity in a Pipe

Using the equation and typical values of V, D and L explained to the right approximate values of P are computed as follows:

Velocity Ft / Sec	Pipe Diameter in Inches, 10' long				
	1	2	4	6	10
1	.0004	.0002	.0001	.00007	.00004
2	.0016	.0008	.0004	.00030	.00016
5	.0100	.0050	.0025	.00170	.0010
10	.0400	.0200	.0100	.00670	.0040
15	.0900	.0450	.0225	.01500	.0090
20	.1600	0080	.0400	.02700	.0160
25	.2500	.1250	.0625	.04170	.0250
30	.3600	.1800	.0900	.06000	.0360

$$V = \sqrt{\frac{25{,}000\ DP}{L}}$$

V = air velocity in feet per second
D = pipe inside diameter in inches
L = length of pipe in feet
P = pressure loss due to air friction in ounces/square inch

Air Volume Discharged from Pipe

CFM = air volume in cubic feet per minute
V = air velocity in feet per second as determined in the equation at the top of this page
A = cross section area of pipe in square feet

$$CFM = 60VA$$

Boyle's Law

If temperature is kept constant, the volume of a given mass of gas is inversely proportional to the pressure which is exerted upon it.

$$\frac{\text{Initial Pressure}}{\text{Final Pressure}} = \frac{\text{Final Volume}}{\text{Initial Volume}}$$

Air Supply Requirements (operating pressure: 90 PSI)

Tool	Class	Typical Air Consumption (CFM)	Hose Size (inches)		
			0 - 10 ft.	10 - 50 ft.	50 - 200 ft.
Paving breakers	25 lb.	45	1/2"	1/2"	3/4"
	35 lb.	50	1/2"	3/4"	3/4"
	60 lb.	65	1/2"	3/4"	1"
	80 lb.	80	3/4"	3/4"	1"
Clay diggers		45	1/2"	1/2"	3/4"
Hand drills	8 lb.	20	3/8"	3/8"	1/2"
	15 lb.	32	3/8"	1/2"	1/2"
Rock (sinker) drills	45 lb.	105	3/4"	3/4"	1"
	55 lb.	130	3/4"	1"	1"
Tampers	5" butt	20	3/8"	1/2"	1/2"
	6" butt	30	1/2"	1/2"	3/4"
Sump pump	3 HP	100	3/4"	3/4"	1"
Sludge pump	Ejector	90	1"	1"	1"
Vibrators	2-1/2"	60	1"	1"	1"
	3"	60	1"	1"	1"
Chipping hammers		25	3/8"	1/2"	1/2"
Impact wrenches	3/8" sq. dr.	10	5/16"	3/8"	3/8"
	1/2"	15	5/16"	3/8"	1/2"
	3/4"	25	3/8"	1/2"	1/2"
	1"	50	1/2"	3/4"	3/4"
Drills	1/4" - 1/2"	22	3/8"	3/8"	1/2"
Grinders	die / burr	20	3/8"	3/8"	1/2"
	small angle	20	3/8"	3/8"	1/2"
	3 HP vertical	75	1/2"	3/4"	1"

MURDOCK industrial | Sales@MurdockIndustrial.com www.HoseWarehouse.com | Phone: 330-535-7105 Fax: 330-535-1125 | Skype: MurdockIndustrial

CFM vs PSI for Nozzles

- PSI = pounds/square inch
- CFM = cubic feet/minute

Gauge PSI	CFM Free Air Flow @ Nozzle Diameter (inches)							
	1/64	1/32	3/64	1/16	3/32	1/8	3/16	1/4
1	.03"	.11"	.2"	.4"	1.0"	1.7"	3.9"	6.8"
5	.06"	.24"	.5"	1.0"	2.2"	3.9"	8.7"	15.4"
10	.08"	.34"	.8"	1.4"	3.1"	5.4"	12.3"	21.8"
15	.10"	.42"	.9"	1.6"	3.7"	6.6"	15.0"	26.7"
20	.12"	.48"	1.1"	1.9"	4.2"	7.7"	17.1"	30.8"
25	.13"	.54"	1.2"	2.2"	4.7"	8.6"	19.4"	34.5"
30	.16"	.63"	1.4"	2.5"	5.6"	10.0"	22.5"	40.0"
40	.19"	.77"	1.7"	3.1"	6.8"	12.3"	27.5"	49.1"
50	.22"	.91"	2.0"	3.6"	8.2"	14.5"	32.8"	58.2"
60	.26"	1.05"	2.3"	4.2"	9.4"	16.8"	37.5"	67.0"
70	.29"	1.19"	2.7"	4.8"	10.7"	19.0"	43.0"	76.0"
80	.33"	1.33"	3.0"	5.3"	11.9"	21.2"	47.5"	85.0"
90	.36"	1.47"	3.3"	5.9"	13.1"	23.5"	52.5"	94.0"
100	.40"	1.61"	3.7"	6.4"	14.5"	25.8"	58.3"	103.0"
110	.43"	1.76"	3.9"	7.0"	15.7"	28.0"	63.0"	112.0"
120	.47"	1.90"	4.3"	7.6"	17.0"	30.2"	68.0"	121.0"
130	.50"	2.04"	4.6"	8.1"	18.2"	32.4"	73.0"	130.0"
140	.54"	2.17"	4.9"	8.7"	19.5"	34.5"	78.0"	138.0"
150	.57"	2.33"	5.2"	9.2"	20.7"	36.7"	83.0"	147.0"
175	.66"	2.65"	5.9"	10.6"	23.8"	42.1"	95.0"	169.0"
200	.76"	3.07"	6.9"	12.2"	27.5"	48.7"	110.0"	195.0"

Air Receiver Capacities

Tank Size (inches)	Tank Size (gallons)	Gauge Pressure on Tank (PSI)			
		0	**100**	**150**	**200**
		Cubic Feet Tank Capacity			
12 x 24	10	1.3	11	15	19
14 x 36	20	2.7	21	30	39
16 x 36	30	4.0	31	45	59
20 x 48	60	8.0	62	90	117
20 x 63	80	10.7	83	120	156
24 x 68	120	16.0	125	180	234
30 x 84	240	32.0	250	360	467

If your tank is not listed in the table to the left, use the following formula to calculate the tank size (gallons) and then estimate the cubic feet tank capacity at a given pressure from the table above.

$$\text{Tank Gallons} = \frac{\text{Tank Height x (Tank Radius)}^2}{73.53}$$

Height and Radius are in inches

MURDOCK industrial | Sales@MurdockIndustrial.com www.HoseWarehouse.com | Phone: 330-535-7105 Fax: 330-535-1125 | Skype: MurdockIndustrial

Safety & Technical

Air Hose Friction

- PSI = pressure in pounds/square inch
- CFM = air flow in cubic feet/minute

Hose Size (inches)	CFM thru 50' Hose	Gauge Pressure - Pounds/sq inch			
		50	**70**	**90**	**110**
		PSI Loss Over 50' Hose Length			
½"	20	1.8	1.0	.8	.6
	30	5.0	3.4	2.4	2.0
	40	10.1	7.0	5.4	4.3
	50	18.1	12.4	9.5	7.6
	60	+	20.0	14.8	12.0
	70	+	28.4	22.0	17.6
	80	+	+	30.5	24.6
	90	+	+	41.0	33.3
	10	+	+	+	44.5
	110	+	+	+	+
¾"	20	04	.2	.2	.1
	30	.08	.5	.4	.3
	40	1.5	.9	.7	.5
	50	2.4	1.5	1.1	.9
	60	3.5	2.3	1.6	1.3
	70	4.4	3.2	2.3	1.8
	80	6.5	4.2	3.1	2.4
	90	8.5	5.5	4.0	3.1
	100	11.4	7.0	5.0	3.9
	110	14.2	8.8	6.2	4.9
	120	+	11.0	7.5	5.9
	130	+	+	9.0	7.1
1"	20	.1	0	0	0
	30	.2	.1	.1	.1
	40	.3	.2	.2	.2
	50	.5	.4	.3	.2
	60	.8	.5	.4	.3
	70	1.1	.7	.6	.4
	80	1.5	1.0	.7	.6
	90	2.0	1.3	.9	.7
	100	2.6	1.6	1.2	.9
	110	3.5	2.0	1.4	1.1
	120	4.8	2.5	1.7	1.3
	130	7.0	3.1	2.0	1.5

+ pressure loss is too great and therefore the combination of hose size, CFM, and gauge pressure is not recommended. Gauge pressures the indicated air pressure in pounds/square inch, at the source (i.e. the air compressor receiver tank)

MURDOCK industrial | Sales@MurdockIndustrial.com www.HoseWarehouse.com | Phone: 330-535-7105 Fax: 330-535-1125 | Skype: MurdockIndustrial

Maximum Recommended Air Flow (SCFM) Through ANSI Standard Weight Schedule 40 Metal Pipe

- Flow values in the table below are based on a pressure drop of 10% of the applied pressure per 100 feet of pipe for ⅛", ¼", ⅜", and ½" pipe sizes; and a pressure drop of 5% of the applied pressure per 100 feet of pipe for ¾", 1", 1¼", 2", 2½", 3" pipe sizes. The table gives recommended flows for pipe sizes at listed pressures and should be used to determine appropriate piping for air systems.

Applied Pressure PSI	Nominal Standard Pipe Size										
	⅛"	¼"	⅜"	½"	¾"	1"	1¼"	1½"	2"	2½"	3"
5	0.5	1.2	2.7	4.9	6.6	13	27	40	80	135	240
10	0.8	1.7	3.9	7.7	11.0	21	44	64	125	200	370
20	1.3	3.0	6.6	13.0	18.5	35	75	110	215	350	600
40	2.5	5.5	12.0	23.0	34.0	62	135	200	385	640	1100
60	3.5	8.0	18.0	34.0	50.0	93	195	290	560	900	1600
80	4.7	10.5	23.0	44.0	65.0	120	255	380	720	1200	2100
100	5.8	13.0	29.0	54.0	80.0	150	315	470	900	1450	2600
150	8.6	20.0	41.0	80.0	115.0	220	460	680	1350	2200	3900
200	11.5	26.0	58.0	108.0	155.0	290	620	910	1750	2800	5000
250	14.5	33.0	73.0	135.0	200.0	370	770	1150	2200	3500	6100

Suggested Pipe Size for Compressed Air Flow at 100 PSI Length of Run, Feet

SCFM Air Flow	25	50	75	100	150	200	300	500	1000	Compressor HP
4	½	½	½	½	½	½	½	¾	¾	1
12	½	½	½	¾	¾	½	¾	1	1	3
20	¾	¾	¾	¾	1	¾	1	1¼	1¼	5
30	¾	¾	1	1	1	1	1¼	1¼	1¼	7½
40	¾	1	1	1	1¼	1	1¼	1½	1½	10
60	1	1	1¼	1¼	1¼	1¼	1½	1½	2	15
80	1	1¼	1¼	1¼	1½	1¼	1½	2	2	20
100	1¼	1¼	1½	1½	1½	1½	2	2	2½	25
120	1¼	1½	1½	1½	2	1½	2	2½	2½	30
160	1¼	1½	1½	2	2	1½	2½	2½	3	40
200	1½	2	2	2	2	2	2½	3	3	50
240	1½	2	2	2	2½	2	2½	3	3	60
300	2	2	2	2½	2½	2	3	3	3½	75
400	2	2½	2½	2½	3	2½	3	3½	4	100
500	2	2½	2½	3	3	2½	3½	3½	4	125

On a compressed air distribution system, pressure losses greater than 3% are considered excessive, and a well-designed system having a steady rate of air flow is usually designed for not more than a 1% loss or 1 PSI for a 100 PSI system. The pipe size depends not only on the volume of air flow but how far it must be carried. To hold the distribution loss to 1 PSI, pipes of larger diameter must be used on longer runs to carry the same flow that can be handled by smaller pipes on shorter runs.

Figures in the body of the chart above are pipe sizes recommended on a 100 PSI system to carry air with less than 1 PSI loss. When measuring lengths of runs, add 5' of length for each pipe fitting. If carrying 120 PSI pressure these sizes will carry slightly more air than shown, or pressure loss will be slightly less than 1 PSI. If carrying 80 PSI pressure these pipes will carry slightly less air at 1 PSI pressure loss than shown in the chart.

The left column of the chart shows the volume of air to be carried. It is difficult to estimate the air flow volume to be carried in each leg of the distribution system. This varies with the application. On some applications, like in a large plant with many legs in the distribution system serving dozens of air-operated machines, the air usage may be at a fairly steady rate. Other applications, usually on small systems, may have to carry a high surge of air if several machines happen to be operated at the same time. Then there may be a period with almost no flow.

To make a realistic estimate of air flow volume, the far right column of the chart showing compressor HP may be used. On steady pumping, a compressor will produce a minimum of 4 SCFM air flow for each 1 HP of capacity. This is a conservative figure, as most compressors will produce 5 or 6 SCFM.

For example, a 25 HP compressor will produce at least 100 SCFM of air as shown in the far left column on the same line as 25 HP.

excerpted from *Industrial Fluid Power*, Volume 1, third edition, 1984

MURDOCK industrial | Sales@MurdockIndustrial.com www.HoseWarehouse.com | Phone: 330-535-7105 Fax: 330-535-1125 | Skype: MurdockIndustrial

Water Constants and Formulas



1 gallon water = 231 cubic inches = 8.333 pounds

1 pound of water = 27.7 cubic inches

1 cubic foot water = 7.5 gallons = 62.5 pounds (salt water weighs approximately 64.3 pounds per cubic foot)

Pounds per square inch at bottom of a column of water = height of column in feet x .434

1 miner's inch = 9 to 12 gallons per minute

Horsepower to raise water
If pumping liquid other than water, multiply the gallons per minute below by the liquids specific gravity

$$\text{Horsepower} = \frac{\text{gallons per minute x total head in feet}}{3960}$$

Gallons per minute through a pipe
GPM = .0408 x pipe diameter inches^2 x feet/minute water velocity

Weight of water in a pipe
Pounds water = pipe length feet x pipe diameter inches ^{2} x .34

L Distance (inches)	Gallons per Minute Discharge for a Given Nominal Pipe Diameter D (inches)				
	5	6	8	10	12
5	163	---	---	---	---
6	195	285	---	---	---
7	228	334	580	---	---
8	260	380	665	1060	---
9	293	430	750	1190	1660
10	326	476	830	1330	1850
11	360	525	915	1460	2020
12	390	570	1000	1600	2220
13	425	620	1080	1730	2400
14	456	670	1160	1860	2590
15	490	710	1250	2000	2780
16	520	760	1330	2120	2960
17	550	810	1410	2260	3140
18	590	860	1500	2390	3330
19	620	910	1580	2520	3500
20	650	950	1660	2660	3700
21	685	1000	1750	2800	3890
22	720	1050	1830	2920	4060
23	750	1100	1910	3060	4250
24	---	1140	2000	3200	4440

Water Discharge Table

This table is intended for general reference and general applicability only, and should not be relied upon as the sole or precise source of information available with respect to the subject covered. The user should also refer to and follow manufacturer's specific instructions and recommendations with regard to such information, where they exist.

Flow of water through 100 foot lengths of hose, Straight - Smooth Bore - US gallons per minute

PSI at Hose Inlet	Nominal Hose ID Diameters - Inches							
	1"	1¼"	1½"	2"	2½"	3"	4"	6"
20	26	47	76	161	290	468	997	2895
30	32	58	94	200	360	582	1240	3603
40	38	68	110	234	421	680	1449	4209
50	43	77	124	264	475	767	1635	4748
60	47	85	137	291	524	846	1804	5239
75	53	95	154	329	591	955	2035	5910
100	62	112	180	384	690	1115	2377	6904
125	70	126	203	433	779	1258	2681	7788
150	77	139	224	478	859	1388	2958	8593
200	90	162	262	558	1004	1621	3455	10038

Figures are to be used as a guide since the hose inside diameter tolerance, the type of fittings used, and orifice restriction all influence the actual discharge. Thus, variations plus or minus from the table may be obtained in actual service.

MURDOCK industrial | Sales@MurdockIndustrial.com www.HoseWarehouse.com | Phone: 330-535-7105 Fax: 330-535-1125 | Skype: MurdockIndustrial

Conversion Table - Feet of Water to Inches of Mercury

Feet of Water	1	2	4	6	8	10	12	14	16	20	22	24	26	28	30	32	34
Inches of Mercury	0.9	1.8	3.5	5.3	7.1	8.8	10.6	12.4	14.1	17.7	19.4	21.2	23.0	24.8	26.5	28.3	30.0

Feet Head of Water to PSI

- One foot of water at 62°F = 0.433 PSI, to find the PSI for any feet head not given in the table, multiply the feet head by 0.433.

Feet Head	Pounds per Square Inch
1	0.43
2	0.87
3	1.30
4	1.73
5	2.17
6	2.60
7	3.03
8	3.46
9	3.90
10	4.33
15	6.50
20	8.66
25	10.83
30	12.99
40	17.32
50	21.65
60	25.99
70	30.32
80	34.65
90	38.98
100	43.31
110	47.64
120	51.97
130	56.30
140	60.63
150	64.96
160	69.29
170	73.63
180	77.96
200	86.62
250	108.27
300	129.93
350	151.58
400	173.24
500	216.55
600	259.85
700	303.16
800	346.47
900	389.78
1000	433.00

MURDOCK industrial | Sales@MurdockIndustrial.com www.HoseWarehouse.com | Phone: 330-535-7105 Fax: 330-535-1125 | Skype: MurdockIndustrial

Pipe Threads

Pipe threads are either tapered or straight (parallel). The two styles may or may not be compatible. Refer to thread information chart on page 939.

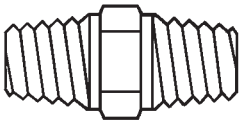

tapered threads

Tapered threads

Tapered threads are the most common type of thread available. As the name implies, they have a slight taper. When mated together and tightened, the threads compress and may form a seal. Usually a thread sealant is required. The mating threads both hold the fitting in place and seal the connection. The most widely used pipe threads in North America are NPT (National Pipe Taper). Some confusion may result from the use of NPT, FPT, and MPT in describing threads. Both FPT and MPT are NPT threads, with FPT meaning female threads (internal) and MPT meaning male threads (external).

NPTF (Dryseal) threads are modified NPT threads, which are less likely to leak without a sealant. For a leak-free seal, we recommend using a sealant compound or PTFE tape. You can use NPTF threads with NPT threads, but you'll lose some of the leak-free characteristics.

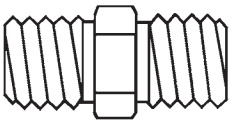

straight threads

Straight threads

Straight (parallel) threads are used for mechanical joining. They serve one purpose - to hold a fitting in place. As a result, an O-ring (elastomer), hard metal seal or a soft seat seal is required. Straight pipe threads include NPSM (National Pipe Straight Mechanical), and NPSH (National Pipe Straight Hose). Sizing and pitches may differ from the NPT threads

Less common straight threads are GHT (Garden Hose) and NST (fire hose coupling).

NPT vs. BSP (British Standard Pipe)

BSPT/BSPP threads

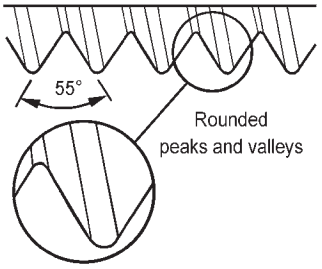

BSP threads are common in many countries outside the United States. BSP consists of two types of threads - BSPT (British Standard Pipe Taper) and BSPP (British Standard Pipe Parallel).

BSPT threads have a slight taper similar to NPT. BSPP threads are straight (parallel) threads and have the same thread angle, shape and threads per inch (pitch) as BSPT threads. *BSPT and BSPP threads should not be substituted for NPT threads*.

NPT and BSPT/BSPP threads have different angles, shape, and (in most cases) threads per inch (pitch). The thread angle is 60° for NPT threads; 55° for BSPT/BSPP threads. NPT threads are flattened at the peaks and valleys, while BSPT/BSPP threads are rounded.

NPT threads

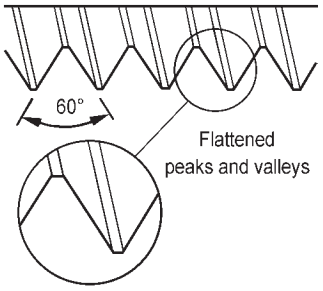

Nominal Pipe Size	Threads per inch	
	NPT	BSPT / BSPP
1/16"	27	---
1/8"	27	28
1/4"	18	19
3/8"	18	19
1/2"	14	14
3/4"	14	14
1"	11½	11
1-1/4"	11½	11
1-1/2"	11½	11
2"	11½	11
2-1/2"	8	11
3"	8	11
3-1/2"	8	11
4"	8	11
5"	8	11
6"	8	11
8"	8	11

MURDOCK industrial | Sales@MurdockIndustrial.com www.HoseWarehouse.com | Phone: 330-535-7105 Fax: 330-535-1125 | Skype: MurdockIndustrial

Identifying Threads

It is important to identify the threads required before ordering couplings.

Identifying threads can sometimes be the most difficult and frustrating part of coupling selection. However, without the right combination of threads, you may not provide a functional or safe connection.

The diameters, threads per inch (TPI) and thread pitch, etc. are necessary to completely identify a thread. Ring, plug and GO/NOGO gauges are required to accurately gauge or identify threads. In the field, in the absence of these gauges, thread leaf gauges can be used to identify the Threads Per Inch (TPI) and the thread pitch. On threads you have determined to be straight threads, a caliper can be used to measure the Outside Diameter of the male (ODM) or the Inside Diameter of the female (IDF). A caliper can also be used to take measurements of tapered thread diameters. However, these are more difficult to define because of the taper. Fortunately, there are few tapered threads to deal with and these can usually be identified from the nominal ODM and the TPI.

However, identifying the thread may not fully identify what is needed in a mating fitting. The application is the primary *limiting factor on the thread type used.* Dixon® offers products with a wide variety of threads used with hose, pipe and hydraulics.

When attempting to choose a fitting, it is always advisable to first identify the thread to which it must connect. This may entail checking with a fitting or equipment manufacturer.

The fire hose thread specifications for some local municipal fire equipment and hydrants may vary according to local specifications. These can generally be most easily identified by contacting the local fire department responsible for the hydrant. The most common thread used on fire equipment is National Standard Thread (NST), also known as National Hose thread (NH).

When it is not possible to identify the thread:

1. Determine the number of threads per inch by measuring the distance from peak of thread to peak of thread across the largest number of whole threads. Then divide the number of threads by the measurement (this will provide the TPI).

2. Check to see if the thread is straight or tapered.
   a) Straight Threads
      Measure the Outside Diameter of the Male (ODM) or the Inside Diameter of the Female (IDF), from peak of thread to peak of thread.
   b) Tapered Threads
      Measure the Outside Diameter of the Male (ODM) at the large end and the small end, or the Inside Diameter of the Female (IDF) at the large end and the small end, from peak of thread to peak of thread. Then measure the Outside Diameter (OD) of the unthreaded pipe.

Once the application and these two pieces of information have been determined, the thread can generally be determined. When in doubt, call Dixon® at 800.355.1991.

Straight Thread

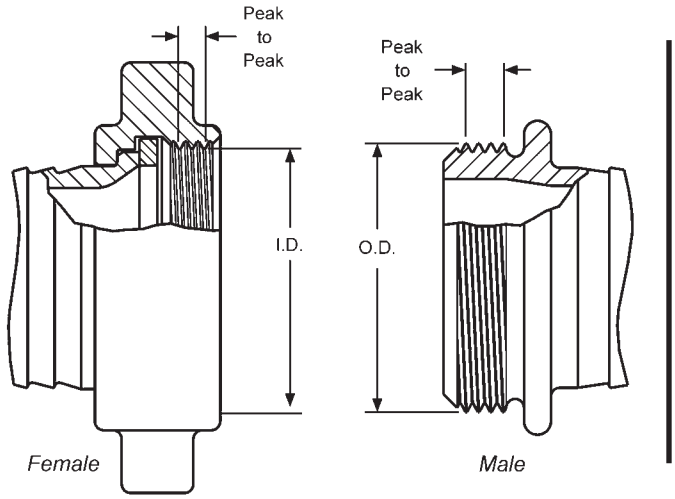

Tapered Thread

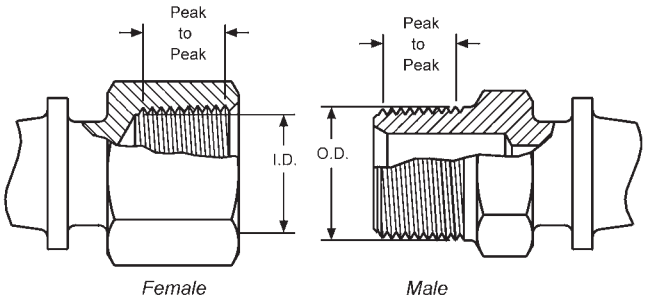

MURDOCK industrial | Sales@MurdockIndustrial.com www.HoseWarehouse.com | Phone: 330-535-7105 Fax: 330-535-1125 | Skype: MurdockIndustrial

Thread Information

Abbreviation	System Name	Compatibility	Seal Method
BSPP	**B**ritish **S**tandard **P**ipe **P**arallel	male BSPP with female BSPP	washer
		female BSPP with male BSPP	washer
		female BSPP with male BSPT	washer
BSPTr	**B**ritish **S**tandard **P**ipe **T**aper	male BSPTr with female BSPTr	thread
		male BSPTr with female BSPP	washer
		female BSPTr with male BSPTr *female BSPTr not compatible with male BSPP*	thread
CHT	American Standard Fire Hose Thread (1" National Hose Thread is **C**hemical **H**ose **T**hread, also known as Booster Hose Thread)	1" male NH (NST) with 1" female NH (NST)	washer
		1" female NH (NST) with 1" male NH (NST)	washer
		1" thread is used on both ¾" hose & 1" hose	not compatible
GHT	**G**arden **H**ose **T**hread	male GHT with female GHT	washer
		female GHT with male GHT	washer
		thread is same for all size hose	not compatible
IPS	**I**ron **P**ipe **S**traight **T**hread	generic name for Straight Pipe Thread *see NPSH for compatibility*	washer
IPT	**I**ron **P**ipe **T**hread	generic name for All Pipe Thread	more information required
JIC	**J**oint **I**ndustrial **C**ommittee	used with other mating JIC threads	mechanical
NH or NST	American Standard Fire Hose Coupling Thread (**N**ational **H**ose thread also known as **N**ational **S**tandard **T**hread)	male NH (NST) with female NH (NST)	washer
		female NH (NST) with male NH (NST) thread pitch and diameters of fire threads may vary according to local and municipal regulations *not compatible with other systems*	washer
NPT	American Standard Taper Pipe Thread (**N**ational **P**ipe **T**apered)	male NPT with female NPT	thread
		male NPT with female NPTF	thread
		male NPT with female NPSM	washer
		male NPT with female NPSH	washer
		female NPT with male NPT	thread
		female NPT with male NPTF *female NPT not compatible with male NPSM or male NPSH*	thread
NPTF	American Standard Taper Pipe Fuel Dryseal Thread (**N**ational **P**ipe **T**apered Dryseal)	male NPTF with female NPTF	thread
		male NPTF with female NPT	thread
		male NPTF with female NPSM	washer
		male NPTF with female NPSH	washer
		female NPTF with male NPTF	thread
		female NPTF with male NPT	thread
		female NPTF with male NPSM or NPSH *NPTF with NPTF threads do not require sealant for the initial use, after that, sealant is required*	not compatible
NPSH	American Standard Straight Pipe for Hose Couplings (**N**ational **P**ipe **S**traight **H**ose)	male NPSH with female NPSH	washer
		female NPSH with male NPSH	washer
		female NPSH with male NPT	washer
		female NPSH with male NPTF	washer
		female NPSH with male NPSM	washer
NPSM	American Standard Straight Mechanical Joints (**N**ational **P**ipe **S**traight **M**echanical)	male NPSM with female NPSM	Seal can be either mechanical or washer. Mating fittings must be of same type.
		male NPSM with female NPSH	
		female NPSM with male NPSM	
		female NPSM with male NPT	
		female NPSM with male NPTF	
SIPT	**S**traight **I**ron **P**ipe **T**hread	generic name for Straight Pipe Thread	washer
TIPT	**T**apered **I**ron **P**ipe **T**hread	generic name for Tapered Pipe Thread	thread
NYFD	**NYFD** Fire Department	straight thread used in New York City	washer
Chicago	**Chicago** Fire Department	straight thread used in Chicago	washer

MURDOCK industrial | Sales@MurdockIndustrial.com www.HoseWarehouse.com | Phone: 330-535-7105 Fax: 330-535-1125 | Skype: MurdockIndustrial

Thread Chart for Hydraulic Fittings

Dash Size	2	4	6	8	10	12	16	20	24	32	40	48
JIC 37 degree Flare Thread	5/16-24	7/16-20	9/16-18	3/4-16	7/8-14	1 1/16-12	1 5/16-12	1 5/8-12	1 7/8-12	2 1/2-12	---	---
SAE O-ring Thread	---	7/16-20	9/16-18	3/4-16	7/8-14	1 1/16-12	1 5/16-12	1 5/8-12	1 7/8-12	2 1/2-12	---	---
NPTF Pipe Thread	1/8-27	1/4-18	3/8-18	1/2-14	---	3/4-14	1-11 1/2	1 1/4-11 1/2	1 1/2-11 1/2	2-11 1/2	---	---
NPSM Swivel Thread	---	1/4-18	3/8-18	1/2-14	---	3/4-14	1-11 1/2	1 1/4-11 1/2	1 1/2-11 1/2	2-11 1/2	---	---
Flat Face Thread	---	9/16-18	11/16-16	13/16-16	1-14	1 3/16-12	1 7/16-12	---	---	---	---	---
Code 61 Flange Head OD	---	---	---	1.19	---	1.50	1.75	2.00	2.38	2.81	3.31	4.0
Code 62 Flange Head OD	---	---	---	1.25	---	1.62	1.88	2.12	2.50	3.12	---	---
British Thread BSPP/BSPT	---	1/4-19	3/8-19	1/2-14	_	3/4-14	1-11	---	---	---	---	---

Fittings Size Chart

Male NPT Thread Sizes

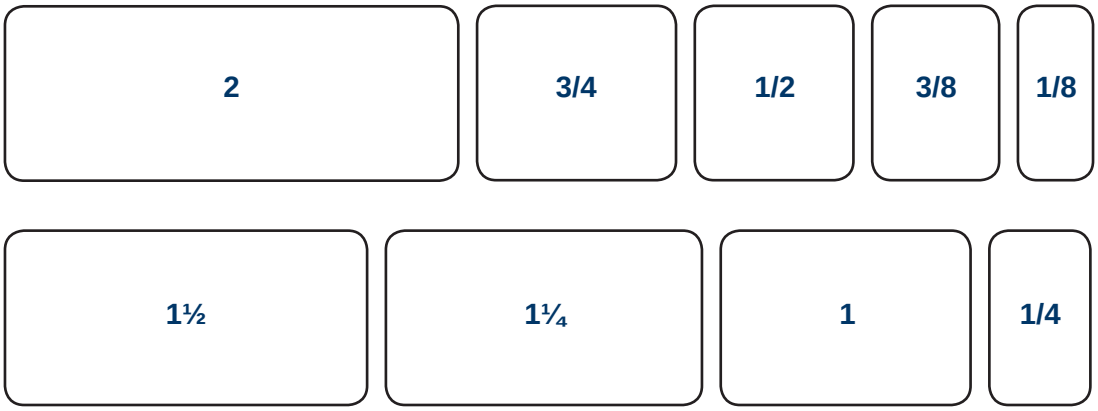

Male NST Thread Sizes

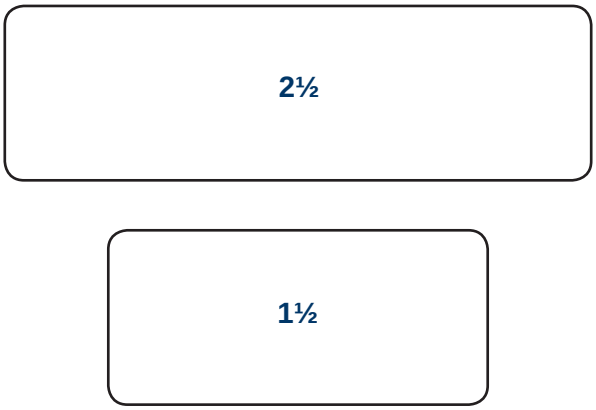

MURDOCK industrial | Sales@MurdockIndustrial.com www.HoseWarehouse.com | Phone: 330-535-7105 Fax: 330-535-1125 | Skype: MurdockIndustrial

Thread Dimensions

Nominal Dimensions of Standard Threads

- ODM = Outside Diameter of the male
- IDF = Inside Diameter of the female
- TPI = Threads Per Inch
- GHT (¾") -- 1.0625 ODM, 11-½ TPI
- Female NPT (Tapered Pipe) thread is not available on hose swivel nuts

Size	Pipe OD	Tapered Threads		Straight Threads											
		NPT	BSPTr	NPSH			NPSM			NST (NH)			BSPP		
		TPI	TPI	TPI	ODM *(max)*	IDF *(min)*	TPI	ODM *(max)*	IDF *(min)*	TPI	ODM *(max)*	IDF *(min)*	TPI	ODM *(max)*	IDF *(min)*
⅛"	.405	27.0	28				27.0	0.397	0.358					0.383	0.337
¼"	.540	18.0	19				18.0	0.526	0.468					0.516	0.450
⅜"	.675	18.0	19				18.0	0.662	0.603					0.656	0.588
½"	.840	14.0	14	14.0	0.8248	0.7395	14.0	0.823	0.747					0.825	0.733
¾"	1.050	14.0	14	14.0	1.0353	0.9500	14.0	1.034	0.958					1.041	0.950
1"	1.315	11.5	11	11.5	1.2951	1.1921	11.5	1.293	1.201	8.0	1.375	1.2246	11	1.309	1.193
1¼"	1.660	11.5	11	11.5	1.6399	1.5369	11.5	1.638	1.546				11	1.650	1.534
1½"	1.900	11.5	11	11.5	1.8788	1.7758	11.5	1.877	1.785	9.0	1.990	1.8577	11	1.882	1.766
2"	2.375	11.5	11	11.5	2.3528	2.2498	11.5	2.351	2.259				11	2.347	2.231
2½"	2.875	8.0	11	8.0	2.8434	2.6930	8.0	2.841	2.708	7.5	3.068	2.9104	11	2.960	2.844
3"	3.500	8.0	11				8.0	3.467	3.334	6.0	3.623	3.5306	11	3.460	3.344
4"	4.500	8.0	11				8.0	4.466	4.333	4.0	5.010	4.7111	11	4.450	4.334
4½"										4.0	5.760	5.4611			
5"	5.563	8.0	11				8.0	5.528	5.395	4.0	6.260	5.9602	11	5.450	5.359
6"	6.625	8.0	11				8.0	6.585	6.452	4.0	7.025	6.7252	11	6.450	6.359
8"	8.625	8.0													
10"	10.750	8.0													
12"	12.750	8.0													

Normal Engagement Length of NPT Thread in Inches (A)

- Dimensions given do not allow for variations in tapping or threading.

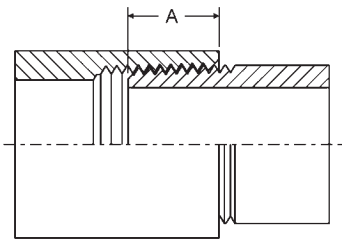

Thread Size	Dimension A
1/8"	1/4"
1/4"	3/8"
3/8"	3/8"
1/2"	1/2"
3/4"	9/16"
1"	11/16"
1-1/4"	11/16"
1-1/2"	11/16"
2"	3/4"
2-1/2"	15/16"
3"	1"
4"	1-1/8"
5"	1-1/4"
6"	1-5/16"
8"	1-7/16"
10"	1-5/8"
12"	1-3/4"

MURDOCK industrial | Sales@MurdockIndustrial.com www.HoseWarehouse.com | Phone: 330-535-7105 Fax: 330-535-1125 | Skype: MurdockIndustrial

Thread Sealing Tips

Sealing NPT threads can be an exasperating experience if certain techniques are not followed. The following tips will help alleviate many common problems in thread sealing:

1. Always use some type of sealant (tape or paste) and apply sealant to male thread only. If using a hydraulic sealant, allow sufficient curing time before system is pressurized.
2. When using tape sealant, wrap the threads in a clockwise motion starting at the first thread and, as layers are applied, work towards the imperfect (vanishing) thread. If the system that the connection being made to cannot tolerate foreign matter (i.e. air systems), leave the first thread exposed and apply the tape sealant as outlined above.
3. When using paste sealant, apply to threads with a brush, using the brush to work the sealant into the threads. Apply enough sealant to fill in all the threads all the way around.
4. When connecting one stainless steel part to another stainless steel part that will require future disassembly, use a thread sealant that is designed for stainless steel (see page 787). This stainless steel thread sealant is also useful when connecting aluminum to aluminum that needs to be disconnected in the future. These two materials gall easily, and if the correct sealant is not used, it can be next to impossible to disassemble.
5. When connecting parts made of dissimilar metals (i.e. steel and aluminum), standard tape or paste sealant performs satisfactory.
6. For sizes 2" and below, tape or paste performs satisfactory. When using thread tape, four wraps (covering all necessary threads) is usually sufficient.
7. For sizes 2½" and above, thread paste is recommended. If thread tape is used, eight wraps (covering all necessary threads) is usually sufficient. Apply more wraps if necessary.
8. For stubborn to seal threads, apply a normal coating of thread paste followed by a normal layer of thread tape.
9. For extremely stubborn to seal threads, apply a normal coating of thread paste followed by a single layer of gauze bandage followed by a normal layer of thread tape.

Caution!

When this procedure is done, the connection becomes permanent. Extreme measures will be necessary to disconnect these components. *All other measures to seal the threads should be explored prior to use of this technique.*

10. Over-tightening threads can be just as detrimental as insufficient tightening. For sizes 2" and below, hand tighten the components and, with a wrench, tighten 3 full turns. For sizes 2½" and above, hand tighten the components and, with a wrench, tighten 2 full turns.

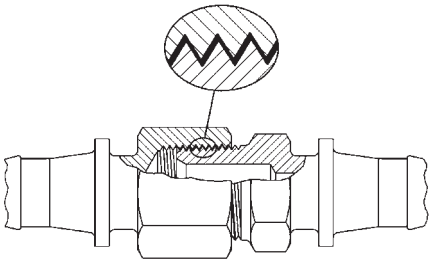

Thread Seal Type

- A seal is obtained by applying a sealant to the male thread before engaging.
- The sealant is used to prevent spiral leakage.
- Thread tape or paste is the preferred sealant in this type of application.
- Please refer to page 902 for thread tape options.

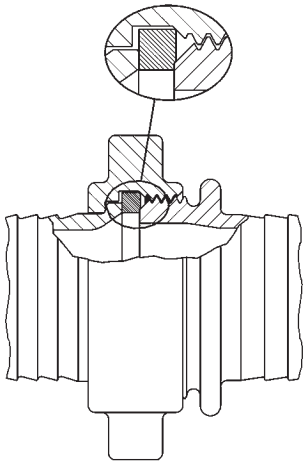

Washer Seal Type

- A seal is obtained when the male thread is tightened down onto the washer of the female assembly.
- The washer should be inspected regularly and replaced as needed to prevent leakage.
- Please refer to pages 72 and 40 for replacement washers.

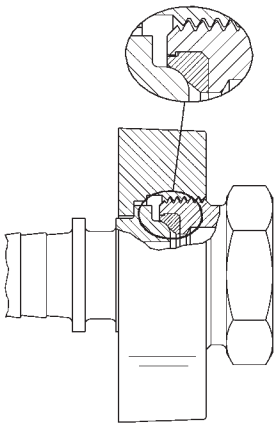

Mechanical Seal Type

- A seal is obtained through metal to metal contact or metal to seal contact, i.e. JIC couplings (page 511) have a metal to metal seal. Boss™ Ground Joint couplings (pages 67-69) have a metal to seal contact (shown above).
- The couplings should be retightened as needed to prevent leakage.

MURDOCK industrial | Sales@MurdockIndustrial.com www.HoseWarehouse.com | Phone: 330-535-7105 Fax: 330-535-1125 | Skype: MurdockIndustrial

Flange Bolt Tightening Sequence

(Use appropriate gaskets and bolts)

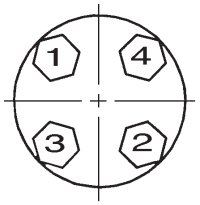

4 Bolt

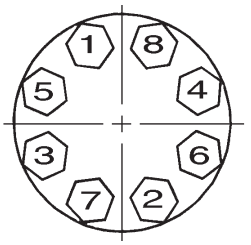

8 Bolt

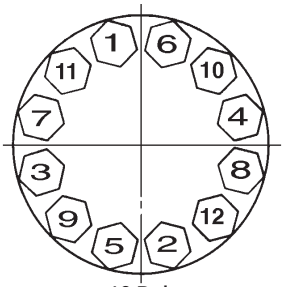

12 Bolt

See page 945 for drilling dimensions

Flange Diagrams

Threaded Applications

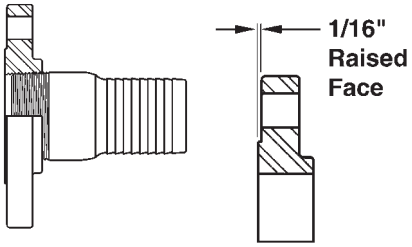

Threaded Flange with raised face

Welded Applications

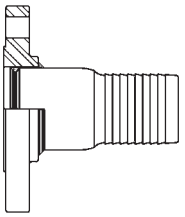

Slip-On Flange with raised face

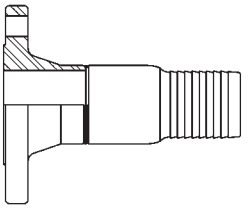

Weld Neck Flange with raised face

Floating Applications

(flange free to swivel)

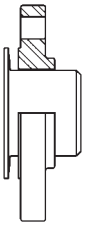

Slip-On Flange with raised face

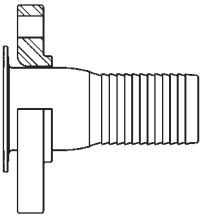

Lap-Joint Flange

Dimensions of 150 LB. ASA Steel Flanges

Nominal Pipe Size	Flange OD	Thickness [1]	OD of Raised Face	Diameter of Bolt Circle	Number of Bolts	Diameter of Bolt Holes	Diameter of Bolts
1"	4-1/4"	9/16"	2"	3-1/8"	4	5/8"	1/2"
1-1/4"	4.62"	5/8"	2-1/2"	3-1/2"	4	5/8"	1/2"
1-1/2"	5"	11/16"	2-7/8"	3-7/8"	4	5/8"	1/2"
2"	6"	3/4"	3-5/8"	4-3/4"	4	3/4"	5/8"
2-1/2"	7"	7/8"	4-1/8"	5-1/2"	4	3/4"	5/8"
3"	7-1/2"	15/16"	5"	6"	4	3/4"	5/8"
4"	9"	15/16"	6-3/16"	7-1/2"	8	3/4"	5/8"
5"	10"	15/16"	7-5/16"	8-1/2"	8	7/8"	3/4"
6"	11"	1"	8-1/2"	9-1/2"	8	7/8"	3/4"
8"	13-1/2"	1-1/8"	10-5/8"	11-3/4"	8	7/8"	3/4"
10"	16"	1-3/16"	12-3/4"	14-1/4"	12	1"	7/8"
12"	19"	1 1/4"	15"	17"	12	1"	7/8"

[1] 1/16" raised face is included in the thickness

Dimensions of Tank Truck Flanges (TTMA Drilling)

Nominal Pipe Size	Flange OD	Thickness [1]	Diameter of Bolt Circle	Number of Bolts	Diameter of Bolt Holes	Diameter of Bolts
3"	5-5/8"	3/8"	4-7/8"	8	7/16"	3/8"
4"	6-5/8"	3/8"	5-7/8"	8	7/16"	3/8"
6"	8-7/8"	3/8"	8-1/8"	12	7/16"	3/8"

[1] listed thickness is for aluminum flanges

MURDOCK industrial | Sales@MurdockIndustrial.com www.HoseWarehouse.com | Phone: 330-535-7105 Fax: 330-535-1125 | Skype: MurdockIndustrial

ANSI Flange Dimensions

150 lb. Standard

Nominal Pipe Size	Outside Diameter Flange	Flange Thickness	Drill Template		
			Number Holes	Diameter Bolts	Bolt Circle
1/2"	3-1/2"	7/16"	4	1/2"	2-3/8"
3/4"	3-7/8"	1/2"	4	1/2"	2-3/4"
1"	4-1/4"	9/16"	4	1/2"	3-1/8"
1-1/4"	4-5/8"	5/8"	4	1/2"	3-1/2"
1-1/2"	5"	11/16"	4	1/2"	3-7/8"
2"	6"	3/4"	4	5/8"	4-3/4"
2-1/2"	7"	7/8"	4	5/8"	5-1/2"
3"	7-1/2"	15/16"	4	5/8"	6"
3-1/2"	8-1/2"	15/16"	8	5/8"	7"
4"	9"	15/16"	8	5/8"	7-1/2"
5"	10"	15/16"	8	3/4"	8-1/2"
6"	11"	1"	8	3/4"	9-1/2"
8"	13-1/2"	1-1/8"	8	3/4"	11-3/4"
10"	16"	1-3/16"	12	3/4"	14-1/4"
12"	19"	1-1/4"	12	3/4"	17"

300 lb. Standard

Nominal Pipe Size	Outside Diameter Flange	Flange Thickness	Drill Template		
			Number Holes	Diameter Bolts	Bolt Circle
1/2"	3-3/4"	9/16"	4	1/2"	2-5/8"
3/4"	4-5/8"	5/8"	4	5/8"	3-1/4"
1"	4-7/8"	11/16"	4	5/8"	3-1/2"
1-1/4"	5-1/4"	3/4"	4	5/8"	3-7/8"
1-1/2"	6-1/8"	13/16"	4	3/4"	4-1/2"
2"	6-1/2"	7/8"	8	5/8"	5"
2-1/2"	7-1/2"	1"	8	3/4"	5-7/8"
3"	8-1/4"	1-1/8"	8	3/4"	6-5/8"
3-1/2"	9"	1-3/16"	8	3/4"	7-1/4"
4"	10"	1-1/4"	8	3/4"	7-7/8"
5"	11"	1-3/8"	8	3/4"	9-1/4"
6"	12-1/2"	1-7/16"	12	3/4"	10-5/8"
8"	15"	1-5/8"	12	7/8"	13"
10"	17-1/2"	1-7/8"	16	1"	15-1/4"
12"	20-1/2"	2"	16	1-1/8"	17-3/4"

600 lb. Standard

Nominal Pipe Size	Outside Diameter Flange	Flange Thickness	Drill Template		
			Number Holes	Diameter Bolts	Bolt Circle
1/2"	3-3/4"	9/16"	4	5/8"	2-5/8"
3/4"	4-5/8"	5/8"	4	3/4"	3-1/4"
1"	4-7/8"	11/16"	4	3/4"	3-1/2"
1-1/4"	5-1/4"	13/16"	4	3/4"	3-7/8"
1-1/2"	6-1/8"	7/8"	4	7/8"	4-1/2"
2"	6-1/2"	1"	8	3/4"	5"
2-1/2"	7-1/2"	1-1/8"	8	7/8"	5-7/8"
3"	8-1/4"	1-1/4"	8	7/8"	6-5/8"
3-1/2"	9"	1-3/8"	8	1"	7-1/4"
4"	10-7/5"	1-1/2"	8	1"	8-1/2"
5"	13"	1-3/4"	8	1-1/8"	10-1/2"
6"	14"	1-7/8"	12	1-1/8"	11-1/2"
8"	16-1/2"	2-3/16"	12	1-1/4"	13-3/4"
10"	20"	2-1/2"	16	1-3/8"	17"
12"	22"	2-5/8"	20	1-3/8"	19-1/4"

900 lb. Standard

Nominal Pipe Size	Outside Diameter Flange	Flange Thickness	Drill Template		
			Number Holes	Diameter Bolts	Bolt Circle
1/2"	4-3/4"	7/8"	4	7/8"	3-1/4"
3/4"	5-1/8"	1"	4	7/8"	3-1/2"
1"	5-7/8"	1-1/8"	4	1"	4"
1-1/4"	6-1/4"	1-1/8"	4	1"	4-3/8"
1-1/2"	7"	1-1/4"	4	1-1/8"	4-7/8"
2"	8-1/2"	1-1/2"	8	1"	6-1/2"
2-1/2"	9-5/8"	1-5/8"	8	1-1/8"	7-1/2"
3"	9-1/2"	1-1/2"	8	1"	7-1/2"
3-1/2"	11-1/2"	1-3/4"	8	1-1/4"	9-1/4"
4"	13-3/4"	2"	8	1-3/8"	11"
6"	15"	2-3/16"	12	1-1/4"	12-1/2"
8"	18-1/2"	2-1/2"	12	1-1/2"	15-1/2"
10"	21-1/2"	2-3/4"	16	1-1/2"	18-1/2"
12"	24"	3-1/8"	20	1-1/2"	21"

MURDOCK industrial | Sales@MurdockIndustrial.com www.HoseWarehouse.com | Phone: 330-535-7105 Fax: 330-535-1125 | Skype: MurdockIndustrial

Dimensions of Seamless and Welded Steel Pipe
ASA-B36.10 and B36.19

Nominal Pipe Size	OD (inches)	Pipe Schedule Wall Thickness												
		10	20	30	Stand.	40	60	Extra Strong	80	100	120	140	160	XXX Strong
⅛"	0.405	0.049	---	---	0.068	0.068	---	0.095	0.095	---	---	---	---	---
¼"	0.540	0.065	---	---	0.088	0.088	---	0.119	0.119	---	---	---	---	---
⅜"	0.675	0.065	---	---	0.091	0.091	---	0.126	0.126	---	---	---	---	---
½"	0.840	0.083	---	---	0.109	0.109	---	0.147	0.147	---	---	---	0.188	0.294
¾"	1.050	0.083	---	---	0.113	0.113	---	0.154	0.154	---	---	---	0.219	0.308
1"	1.315	0.109	---	---	0.133	0.133	---	0.179	0.179	---	---	---	0.250	0.358
1¼"	1.660	0.109	---	---	0.140	0.140	---	0.191	0.191	---	---	---	0.250	0.382
1½"	1.900	0.109	---	---	0.145	0.145	---	0.200	0.200	---	---	---	0.281	0.400
2"	2.375	0.109	---	---	0.154	0.154	---	0.218	0.218	---	---	---	0.344	0.436
2½"	2.875	0.120	---	---	0.203	0.203	---	0.276	0.276	---	---	---	0.375	0.552
3"	3.500	0.120	---	---	0.216	0.216	---	0.300	0.300	---	---	---	0.438	0.600
3½"	4.000	0.120	---	---	0.226	0.226	---	0.318	0.318	---	---	---	---	---
4"	4.500	0.120	---	---	0.237	0.237	---	0.337	0.337	---	0.438	---	0.531	0.674
5"	5.563	0.134	---	---	0.258	0.258	---	0.375	0.375	---	0.500	---	0.625	0.750
6"	6.625	0.134	---	---	0.280	0.280	---	0.432	0.432	---	0.562	---	0.719	0.864
8"	8.625	0.148	0.250	0.277	0.322	0.322	0.406	0.500	0.500	0.594	0.719	0.812	0.906	0.873
10"	10.750	0.165	0.250	0.307	0.365	0.365	0.500	0.500	0.594	0.719	0.844	1.000	1.125	1.000
12"	12.750	0.180	0.250	0.330	0.375	0.406	0.562	0.500	0.688	0.844	1.000	1.125	1.312	1.000

Definitive Cross-Reference from NPS to DN Specification Sizes

Nominal Pipe Size	DN	OD (inches)	Pipe Schedule Wall Thickness													
			5S	5	10S	10	20	30	40S	40	60	80S	80	100	120	160
⅛"	6	0.405	---	0.035	---	0.049	---	0.057	---	0.068	---	---	0.095	---	---	---
¼"	8	0.540	---	0.049	---	0.065	---	0.073	---	0.088	---	---	0.119	---	---	---
½"	15	0.840	---	0.065	---	0.083	---	0.095	---	0.109	---	---	0.147	---	0.170	0.188
¾"	20	1.050	---	0.065	---	0.083	---	0.095	---	0.113	---	---	0.154	---	0.170	0.219
1"	25	1.315	---	0.065	---	0.109	---	0.114	---	0.133	---	---	0.179	---	0.200	0.250
1¼"	32	1.660	---	0.065	---	0.109	---	0.117	---	0.140	---	---	0.191	---	0.215	0.250
1½"	40	1.900	---	0.065	---	0.109	---	0.125	---	0.145	---	---	0.200	---	0.225	0.281
2"	50	2.375	---	0.065	---	0.109	---	---	---	0.154	---	---	0.218	---	0.250	0.344
2½"	65	2.875	---	0.083	---	0.120	---	---	---	0.203	---	---	0.276	---	0.300	0.375
3"	80	3.500	---	0.083	---	0.120	---	---	---	0.216	---	---	0.330	---	0.350	0.438
4"	100	4.500	---	0.083	---	0.120	---	---	---	0.237	0.281	---	0.377	---	0.437	0.531
5"	125	5.563	---	0.109	---	0.134	---	---	---	0.258	---	---	0.375	---	0.500	0.625
6"	150	6.625	---	0.109	---	0.134	---	---	---	0.280	---	---	0.432	---	0.562	0.719
8"	200	8.625	---	0.109	---	0.148	0.250	0.277	---	0.322	0.406	---	0.500	0.593	0.718	0.906
10"	250	10.750	0.134	0.134	0.165	0.165	0.250	0.307	0.365	0.365	0.500	0.500	0.593	0.718	0.843	---
12"	300	12.750	0.156	0.165	0.180	0.180	0.250	0.330	0.375	0.406	0.500	0.500	0.687	0.843	1.000	---

MURDOCK industrial | Sales@MurdockIndustrial.com www.HoseWarehouse.com | Phone: 330-535-7105 Fax: 330-535-1125 | Skype: MurdockIndustrial

Valve Selection Guide

Ball Valve

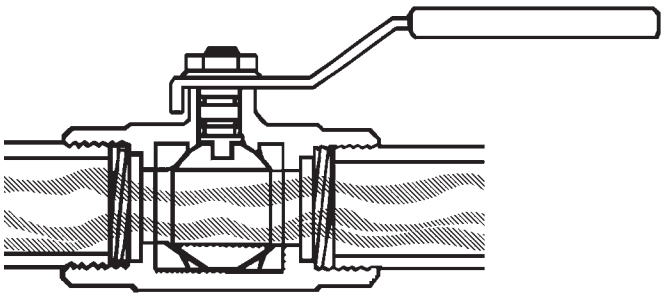

- can be used for on and off service or throttling
- when positive shut-off is necessary
- where a low valve profile is necessary
- only 90° rotation from open to fully closed (quick opening)
- Handle position is a quick indication of whether valve is open or closed.
- full port ball valves do not resist flow

Butterfly Valve

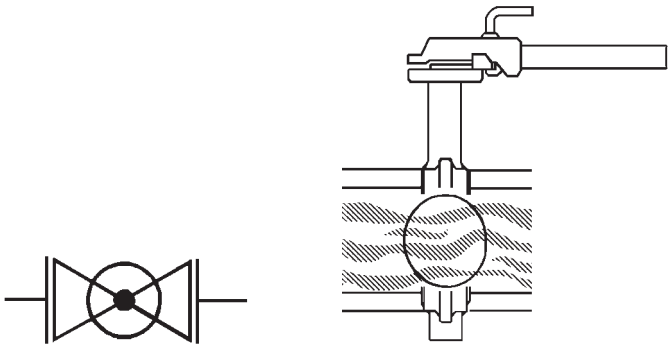

- where positive shut-off is necessary
- primarily for fully open or fully closed applications
- may be used for throttling
- only 90° rotation from open to fully closed
- lightweight
- easy to install
- less costly than an iron body gate valve

Gate Valve

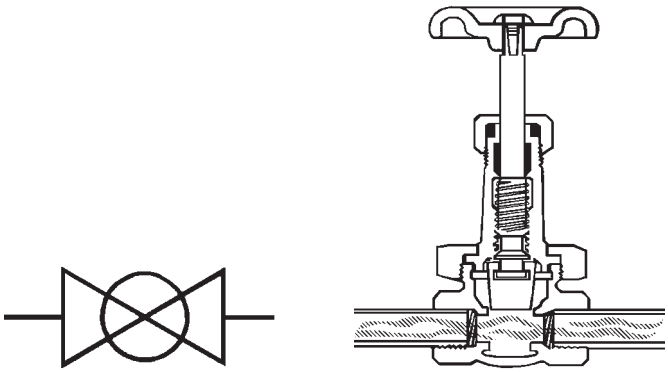

- for fully open or fully closed service - not for throttling
- for minimum line pressure drop
- for minimum fluid entrapment in the line
- for relatively infrequent operation

Check Valve

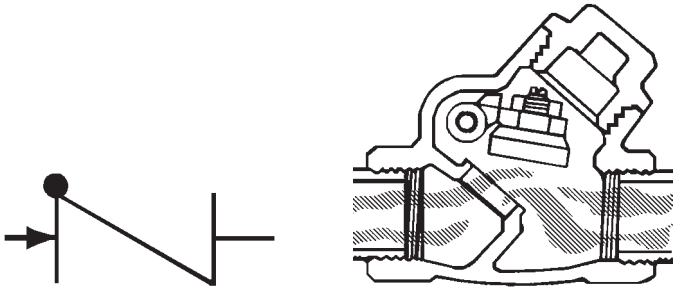

- To control the direction of flow and for quick, automatic reactions to flow change. Swing check valves are used when a minimum resistance to flow is required.
- Swing check valves are recommended for use in conjunction with gate valves. They should not be used in a rapid recycling system such as reciprocating pumps or air compressor service where they could cause chatter and damaging vibration.

Globe Valve

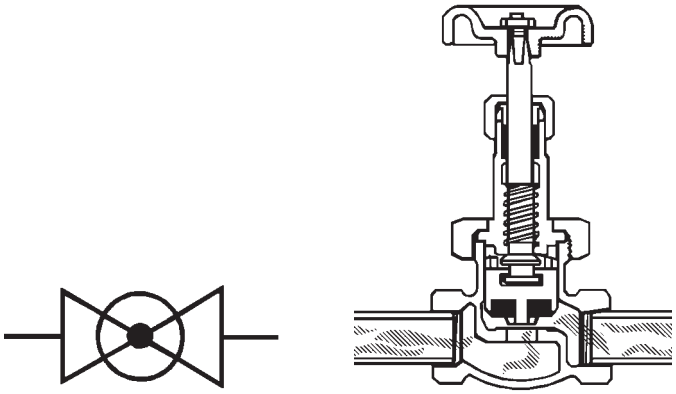

- for regulation (throttling) of flow
- for frequent operation; short stem travel reduces operator's time
- where some line resistance is acceptable

MURDOCK industrial | Sales@MurdockIndustrial.com www.HoseWarehouse.com | Phone: 330-535-7105 Fax: 330-535-1125 | Skype: MurdockIndustrial

3-Way Ball Valve Flow Options

'T' Pattern, Side Entry

Top view

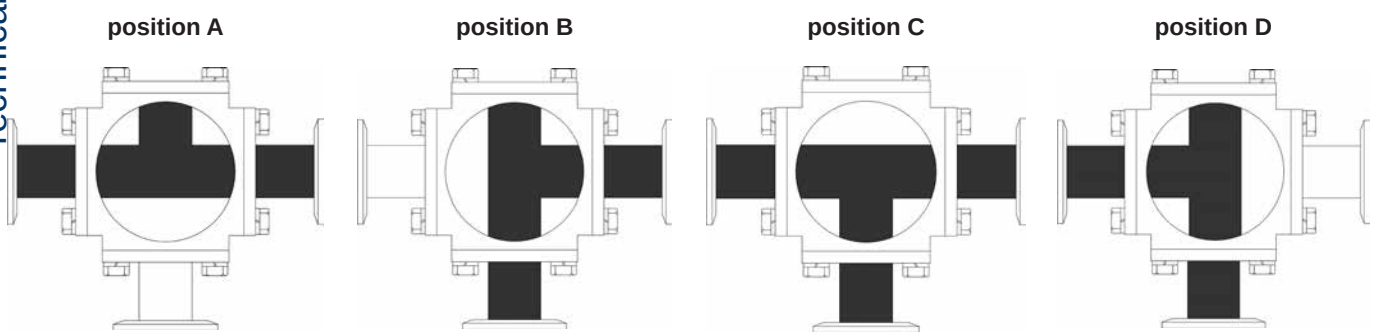

Number	Rotation	Flow Plan Options
1	90°	A, B
2	90°	B, C
3	90°	C, D
4	90°	A, D
5	180°	A, B, C
6	180°	B, C, D
7	180°	A, C, D
8	180°	A, B, D

'L' Pattern, Side Entry

Top view

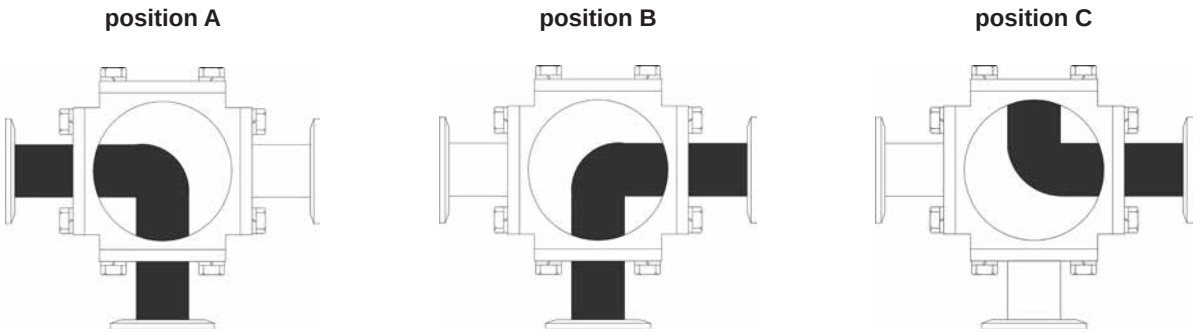

Number	Rotation	Flow Plan Options
1	90°	A, B
2	180°	A, B, C

MURDOCK industrial | Sales@MurdockIndustrial.com www.HoseWarehouse.com | Phone: 330-535-7105 Fax: 330-535-1125 | Skype: MurdockIndustrial

Page #

A

Abrasion resistant inserts 131, 134, 172
Adapters
Aviation 16
Ball seat 663
Bayonet style dry disconnect 9
Boss™ 70
Boss™ LPS
Flanged 82, 83
Flanged, 45° elbow 82
Flanged, short 82
Flanged, straight 82
Flanged to male NPT, 125# 83
Flanged to weld, 150# 83
Cam and groove 7, 33, 41, 109, 128, 129, 131, 142-145, 150, 152-156, 160-162, 174, 178, 180, 181, 183, 184, 186
Drum thread 562
Dry disconnect 7, 8, 12
Mann tek 12, 14, 16
Dry gas 14
Fill pipe 46
GHT 239-241
Gravity drop 29
Hydraulic
BSPP (British thread) 523
Code 61 / Code 62 524-526
Flat face 506, 507
JIC 509-516
NPTF 506, 508, 509, 511-514, 518-522
ORB 506, 508-510
Inserts 131, 172
LIQUIfit™ 727
LP gas 704, 705
Oxy-acetylene 914
Pump 659
Reducing 697
Side seal 44
Steam service 13
Tank car 58
Tank transport 41
Tank truck 35, 36, 43
Male adapter 42
Tuff-Lite™ 250, 673
Vapor recovery 33, 46
Weld end metal hose fittings 517
with grounding tab 30
Adjustable hose bumper stops 882
Aero-seal® 264, 265
Agricultural
Bauer quick connects 257-261
Air
Blow guns 371-375
Check valves 559, 560
Couplings 286, 290, 291, 293-299

Page #

Air (cont.)

Gauges, process 437
Hose, polyurethane 891
Hose reel, manual 882
Hose reel, retractable 881, 882
Hose, self-storing 890, 891
Hose, spring driven 881
Receiver manifold, ASME 365
with King™ Safety Whipsock 364
with Watts filter 366
Tool lubricant 367
Air Chief
ARO 308, 309
Automotive 306, 307
Ball swivel connectors
with Air Chief plugs 301
Blow guns 371
Industrial 300-303
Lincoln 310
Quick disconnect 300, 301, 303
Stainless steel 300, 301, 303
Air King™ 366
Clamps 288
Compressor Y 367
Ferrules 287, 288
Global 285, 286, 288
Lanyards 289
Safety clip 289
Safety pin 289
Washers 289
with ferrules 287
with gauge port 287
Air line
Shut-off valves 403, 559, 560
Swivels 447
Air tool lubricants 367
ANSI split flange adapter 697
Anti-freeze lubricant 367
API
Certified couplings 97
Coupler 28
Dust cap 29
FloTech™ 32
Rack cords 31
Valves 28
ARO-speed quick disconnects 308, 309
ASME air receiver manifold 364-366
Automatic
Drain 400
Safety couplers 305
Automotive quick disconnects 306, 307, 316, 317
Aviation, dry couplings 15, 16
Axe 911
Axial restraint pipe couplings 686

Page #

B

Back flow preventer 245
Ball
Cone check valves 558
Mini
Valves 537
Swivel connector
with Air Chief plugs 301
Swivels 447
Valves
3-piece
FNPT 541
Socket weld 541
3-way
L flow 538
T flow 538
150# flanged 545
Bronze 532-534
with NPT tap for drain 534
Band clamp
Band and buckle 270
Set screw 270
Tools 272
F series 267
K series 268
Smooth ID 269
Tools 271
Tote 270
Barbed push-on fittings 306, 307
Bayonet style dry disconnects 9
Bell reducers 654, 655, 697
Bent stem swivels 329
Blow guns
Air Chief 371
Extended nozzle 372
Extensions 373, 374
High volume 374, 375
Non-safety 372, 373
Pistol grip 372
Premium 371
Safety 371, 374
Safety air booster 371
Tips 372, 373
Typhoon 375
Bolted fittings 678
Gaskets 678
Boss-Lock™
Cam and groove 108, 135-137, 140, 141, 147, 148, 154, 163-165, 171-173
EZ Boss-Lock™ 108, 133, 137, 141, 148
Boss™
Adapters 70
Clamps 75, 76
Double spuds 69, 77
Female spuds 68, 77
Fittings with ferrules 69

MURDOCK industrial | Sales@MurdockIndustrial.com www.HoseWarehouse.com | Phone: 330-535-7105 Fax: 330-535-1125 | Skype: MurdockIndustrial

Page #

Boss™ (cont.)
- Ground joint air hammer couplings ... 77
- Ground joint seal couplings ... 110
- Hose menders ... 74
- Knurled nut ... 68
- Male spuds ... 69, 77
- Male stems ... 73, 74
- Spud x hose shank ... 74
- Stems
  - Ground joint ... 67
  - Ground joint air hammer ... 77
  - Washer seal ... 71
- Washers ... 72
- Wing nut caps ... 70
- Wing nuts ... 68, 77

Boss™ LPS
- Adapters ... 82, 83
  - 45° elbow ... 82
  - Short ... 82
  - Straight ... 82
- Caps ... 81
- Complete assembly ... 78
- Female fittings ... 78
- Ferrules ... 79
- Hammer union caps and plugs ... 81
- Hammer union elbows ... 83
- Male fittings ... 79
- One-piece flange adapters ... 82, 83
- One-piece hammer union nuts ... 80
- O-rings ... 79
- Plugs ... 81
- Suction service fittings ... 79
- Two-piece hammer union nuts ... 80
- Vent-lock™ cam and groove ... 128

Brass
- Ball valves ... 535, 536
- Barbed hose fittings .. 211-217, 223-229, 248, 306, 307
- Boss™
  - Clamps ... 75, 76
  - Male stems ... 73
- Combination nipples ... 190, 191
- Connectors ... 330, 332, 335, 336, 342, 348, 350, 358-360
- Crimper tools ... 220-222
- Dies ... 219, 221, 222
- Dual lock ... 297-299
- Elbows ... 330, 333, 337, 338, 343, 344, 349, 351, 353, 358, 360
- Ferrules ... 218, 233
- Garden hose fittings .. 234-237, 239-242
- Gauges ... 437, 443
- Hex plugs ... 672
- Jack chains with S-hooks ... 172
- Lead free fittings
  - Adapters - NPT ... 655, 659
  - Female hex couplings - NPT ... 657

Page #

Brass (cont.)
  - Male hose x male hose x female pipe 239
  - Pipe cap - NPT ... 671
  - Pipe nipples ... 661
  - Reducer bushings - NPT ... 659
  - Reducer couplers - NPT ... 655
- Long shank fittings ... 202
- LP gas hose couplings and adapters ... 704
- Male swivel inserts ... 211
- Nickel plated push-in fittings ... 348-352, 354
- Nylon/nickel-plated push-in fittings ... 350-353
- Push-in fittings ... 342-345
- Push-on fittings ... 223-230
- Reusable fittings ... 231-233
- Sash chains with pull rings ... 171
- Short shank fittings ... 198, 199
- Swivels ... 211, 213, 216, 217, 223, 225-229, 232, 234, 235, 241, 247
- Tees . 331, 334, 335, 339, 344, 345, 349, 352, 359, 360, 668, 670
- Threaded bell reducers ... 654, 655
- Threaded unions ... 657
- Water regulators ... 378, 415

Break-away coupling
- Industrial ... 18
- Marine ... 17

Breather vents ... 448
Bulkhead fittings ... 677
Bull plugs ... 680
Butterfly valves ... 39

C

Cable junction box ... 65
Cables
- King™ ... 362, 364
- Spillguard™ armored ... 64

Cam and groove
- 150# flange ... 160
- Abrasion resistant inserts 131, 134, 172
- Actuator style ... 8
- Adapters ... 33, 35, 36, 43, 44, 58, 109, 110, 128, 129, 131, 142, 143, 145, 150, 154, 160, 174, 178, 180, 181, 183, 184
  - 150# ANSI flange ... 160
  - Adapter x 150# flange ... 160
  - Adapter x female NPSM ... 164
  - ANSI ... 182
- Boss-Lock™ ... 133, 135, 136, 140, 147, 153, 154, 163-165, 172, 173
- Boss™ LPS ... 128

Page #

Cam and Groove (cont.)
- Caps
  - Lockable ... 147
- Clips and lanyards ... 289
- Couplers ... 6, 33, 34, 36, 108, 109, 126, 128, 129, 132-141, 151, 154, 160, 163, 164, 175-177, 180-185, 188
  - 150# flange ... 160
  - Coupler x 150# flange ... 160
  - Coupler x adapter wye ... 164
  - Coupler x tube with 45° cut ... 163
- Coupler x adapter ... 152
  - with Port ... 152, 153
- Crimped fittings ... 109, 111-115
- Crimp sleeves ... 111, 112
- Disk strainers ... 171
- Dry disconnect ... 6, 7
- Dust caps .. 127, 129, 146-148, 179, 187
  - Locking handles for Dixon® cam & groove dust caps ... 165
- Dust plugs ... 128, 129, 149, 179, 187
- Elbows
  - 45° adapter x coupler ... 157
  - 45° coupler x coupler ... 157
  - 90° adapter x coupler ... 157
  - 90° coupler x coupler ... 157
  - 90° type A adapter x female NPT ... 157
  - 90° type B coupler x male NPT . 158
  - 90° type D coupler x female NPT ... 158
  - 90° type E adapter x hose shank ... 159
  - 90° type F adapter x male NPT . 159
- EZ Boss-Lock™ 128-130, 133, 136-138, 141, 148, 151, 153, 160, 161, 166
- EZLink™ armless ... 126, 127
- Flanged ... 160, 181
  - ANSI ... 182
- Flanged couplers and adapters .. 35, 36, 56
- Gaskets ... 37, 59, 167-171
- Global ... 109, 174-182
- Handles
  - Boss-Lock™ ... 165
  - Dixon® ... 165
  - EZ Boss-Lock™ handles ... 166
  - Global ... 182
  - Paddle ... 166
  - Vent-lock™ ... 130
- Inlets ... 42
- In-Line sight glasses ... 163
- Jump size . 152, 153, 155, 156, 180, 181
- King Crimp™ system ... 123
  - Working pressures ... 123
- Locking caps ... 147
- Notched fittings . 135, 136, 138, 143, 144
- Phono finish ... 137, 142

MURDOCK industrial | Sales@MurdockIndustrial.com www.HoseWarehouse.com | Phone: 330-535-7105 Fax: 330-535-1125 | Skype: MurdockIndustrial

Page #

Cam and Groove (cont.)

Pull ring 171
Rail car unloading assemblies 58
Reducing
Adapter x female NPT 155
Adapter x hose shank 156
Adapter x male NPT 156
Coupler x female NPT 156
Coupler x hose shank 155
Coupler x male NPT 155
Reducing cplrs. & adps. 180
Specialty items 35
Spool adapters 154, 180
Swaged 138, 143
Tank car fittings 56-59
TTMA slip on x socket flange 35
Vapor recovery couplers 33, 34
Velcro straps 172
Vent-Lock™ 128-130
Weld fittings
Butt 161, 162
Socket 161, 162
Witches hat strainers 171
Caps
ADS outalarm 65
Aluminum 40, 41
ANSI with tapped outlet 699
API, dust 29
Blank end 699
Boss™ wing nut 70
Dust 9, 12, 16, 45
Fill pipe 48
Flat face 507
Gravity drop adapters 30
Hammer union 81
Instrumentation 710
Lok-on 230
LP gas 706
N-series 295
Nylon 676
Pipe 671, 676
Tank transport 40, 41
Vacuum relief 47
Vapor 47
Vent 48
Carded FRL's 406
Check valves
800 PSI stainless steel 559
Ball cone 558
In-line 356, 357
Spring loaded 559, 560
Swing 560
Uni-directional 357
Chicago type fittings 283-288, 362, 365
Clamp fittings
Accessories for clamps
bolt, hex head 566
bronze and brass hex nuts 566

Page #

Clamp fittings (cont.)

cross hole wing nut 566
eye bolt 566
hex wing nut 566
mini cross hole wing nut 566
rivet pin 566
serrated wing nut 566
stainless steel hex nut 566
Clamps 527-530
Accessories 270, 271
Aero-Seal® 264, 265
Air King™ 288
Band 267, 268
Band & buckles system 270, 272
Bolted 276-280, 527
Boss™ 75, 76
Center punch 267, 269
Constant torque 266
Double bolt 279, 527
HTM hi torque 266
Hydraulic 528
Kits 275
Painted iron 695
Gaskets 695
Pinch-on 273, 274
Racks 275
Roll over type 269
Service kit 274
Single bolt 280
Smooth ID 269
Spiral 281
Stepless ear 274
T-bolt 276-278
Tools 271, 272, 274
Wave seal 265
Worm gear
Aero-Seal® 264, 265
Constant torque 266
Dixon® 263
HTM hi torque 266
Make-a-clamp kits 275
Marine grade 264
Miniature 263
Quick release 275
Racks 275
Claw type fittings 283-287
Combination nipples 115-117, 190-192
Bauer style 258
Global 192
Jump size 192
Sleeves 196
Combination units
Series 1 ..... 408, 421
Watts 432
Wilkerson 380, 395-399
Composite mini ball valves 355
Compound gauges 440
Compression fittings 711-716

Page #

Compression fittings (cont.)

Connectors 711, 712
Elbows 713, 714
Inserts 715
Nuts 716
Plug 715
Reducers 712
Sleeves 715, 716
Tank fittings 713
Tees 714, 715
Compressor Y valve 367
Conical mufflers/filters 448
Connectors
Instrumentation 707
Connectors, push-in 330-335, 342-349, 352, 354
Constant torque clamps 266
Contractor pressure gauges 439
Couplers
API 28
Bayonet style dry disconnect 9
Cam and groove 126, 128, 132-141, 151-156, 160-162, 175
Abrasion resistant inserts 134
Cam and groove actuator style 8
Dry disconnect 6
Mann tek 11-18
Garden hose 243
Legris 305
Parker E-z-mate 304
Tank truck 36, 43
Female coupler 42
NPT 42
Vapor recovery 33, 34
with grounding tab 30
Coupling
Inserter 904
Lubricant 908
Couplings
Agri-Lock style 253-256
Air King™ universal 283-289
A-series 326, 327
Bauer style 257-261
Bayonet style dry disconnect 9
Boss™ 67-77
BR-series 325
Cam and groove 6-8, 33, 34, 36, 108, 109, 126, 128, 129, 132-137, 139, 140, 141, 151, 152, 175-177, 180, 182
CJ-series 320
DF-series 311-315
Dix-Lock™ quick acting 293-296
Dry quick disconnects 6-18
D-series 312, 313, 315
Dual Lock quick-acting 297-299
Equipment 85, 99
F-series 312-315
Global Air King™ quick-acting . 284, 286

MURDOCK industrial | Sales@MurdockIndustrial.com www.HoseWarehouse.com | Phone: 330-535-7105 Fax: 330-535-1125 | Skype: MurdockIndustrial

Page #

Couplings (cont.)
- Global Air King™ universal 285, 286
- Ground joint 67, 77
- Ground joint air hammer 77
- Hex 657
- High density polyethylene 702
- Holedall™ 85-106
  - API certified 97
  - Dubl-Grip® re-attachable 100
  - Scovill style 95
- Inserts 172
- J-series 316, 317
- Lightweight flexible 692
- Lite® 693
- Long shank 200, 202, 203
- LP gas 704-706
- L-series 322
- Machines 85
- Merchant 656
- M-series 318, 319
- NK-series 324
- N-series 293-296
- Pump hose 99
- Quick release 690
- Reducer 655
- Rigid 694
- Safety break-away 17, 18
- Sand blast 290
- Sanitary (IX) style 101
- SHD-series 321, 322
- Short shank 198-201, 247, 250
- Spray hose 204, 238
- Standard 691
- Steam service 13
- Straub 686, 687
- Surelock™ quick acting 291, 292
- Threaded both ends 656
- U-series 323
- Washer seal 71

Crimp
- Brass ferrules 218
- Collars 897

Crimped fittings
- Cam and groove 109, 111-114
- Sanitary 104-106
  - DIN external crimp stem 106
- True ID 896, 897

Crimping tools 219-222

Cross
- Sched. 80 polypropylene 675

Crows foot type fittings 283-289

D

Desiccant dryer, FRL 386
Diameter tape 909

Page #

Differential pressure indicator 402
Digital gauges 444
Disk strainers 171
Display, FRL 405, 406

Dix-Lock™
- Cap 295
- Quick acting couplings 293-296

D.O.T.
- Air brake fittings 330-341
- Air brake tubing 887
- Push-in fittings 330-335

Double
- Bolt clamps 279, 527

Drain, external 554
Drip leg auto drain 422
Drum 562
- Faucets 561
- Gate valves 562
- Plug wrenches 561
- Thread adapter 562

Dry
- Aviation 15, 16
- Gas 14
- Gauges 435-438
- Quick disconnects 9, 12

Dry disconnect
- Adapters 7-9, 12, 14, 16
- Bayonet style 9
- Couplers 6, 9, 13-15
- Mann tek 10-16

Dryers
- Desiccant air 386

Dual Lock™
- Locking key 299
- Quick-acting couplings 297-299

Dust caps 45
- AG-series 462
- API 29
- Aviation 16
- Cam and groove 127, 129, 146-148, 179
- CVV-series 497
- Dry gas 14
- Dry quick disconnect 12
- Gravity drop adapters 30
- HT-series 475
- K-series 460
- PD-series 482
- ST-series 481
- Threaded 9
- VEP-series 484
- V-series 469
- W-series 488
- WS-series 492

Dust plugs 9, 45
- AG-series 462
- Aviation 15
- Cam and groove 149, 179

Page #

Dust Plugs (cont.)
- CVV-series 497
- Dry gas 14
- Dry quick disconnect 11
- HT-series 475
- K-series 460
- ST-series 481
- V-series 469
- W-series 488
- WS-series 492

E

Elbows
- Agri-Lock style 255
- Air brake 337, 338
- Bauer style 259
- Cam and groove 157-159, 188
- Coaxial 43
- Compression 713, 714
- Drop 29, 42-44
- Flare 718, 719
- Hammer union 83
- Hose barb 214-216, 224, 228, 248
- Hydraulic 506, 507, 509, 510, 512-514, 516, 517, 519, 520, 523
- Instrumentation 708, 709
- LIQUIfit™ 725-728
- Nylon 248, 251
- Polypropylene 251
- Push-in 330, 333, 334, 343, 344, 347, 349, 351, 353, 354, 358, 360
- Sharkbite® 724
- Splicer 215
- Street 665, 666
- Threaded
  - 45° 667
  - 90° 664, 666, 675
  - reducing 665
  - side outlet 669
- Threaded, 90° 665
- Tuff-Lite 248, 251

Engineered fluid transfer
- ADS 61-65
  - Outalarms 61
    - 3 pin cable junction box 65
    - Caps 65
    - Gauge rods 64
    - Open dome adapter 65
    - Outage gauge 64
    - with capacitance probe 61
  - Spillguard™ monitors 62
    - Armored cables 64
    - Probes 63

Equipment
- Clamp tools 272, 274

MURDOCK industrial | Sales@MurdockIndustrial.com www.HoseWarehouse.com | Phone: 330-535-7105 Fax: 330-535-1125 | Skype: MurdockIndustrial

Page #

Equipment (cont.)

Coupling inserter 904
Crimpers 220-222
Cutters 892
for push-on fittings 230
Hand hydrotest pump 905
Hydrostatic test pump 905
Test pumps 905
Exhaust muffler
Wilkerson 399
External crimp ferrules 113, 114
External drain cocks 554
Externally swaged fittings 87-92
External swage ferrules 91, 92
EZ Boss-Lock™ 108, 128-130, 133, 136-138, 141, 148, 151, 160, 166
EZLink™ armless
Bottle opener 127, 910
Couplers 126
Dust caps 127
Replacement gaskets 127
Replacement kits 127
Safety clip 127

F

Faucets 561
Compression bibb 561
Ferrule crimping tools 219-222
Ferrules
Air King™ 287
API certified 98
Brass 218, 233
Dies 219, 221, 222
Crimped, sanitary 106
Externally swaged 143, 144, 194, 195
External swage 91, 92
Global Air King™ 288
Instrumentation 710
Internally expanded 94
King Crimp™ 113, 114
Heavy duty 118
Short frac 79, 117
Notched 143, 144, 194, 195
Oxy-acetylene 914
Petroleum 98
Sanitary (IX) style 103
Scovill style 96
Fill pipe
Adapter caps 48
Adapters 46
Filter/regulators
Accessories 422-427, 433, 434
Carded 406
Mini's 378, 379
Series 1 ..... 415, 416

Page #

Filters/Regulators (cont.)

Watts 429, 430
Wilkerson 378, 379, 391, 392
Filters
Accessories 401-405, 422, 423, 434
Airline 381, 382, 408-410
Carded 406
Disposable in-line nipple 369
Hydraulic
In-line 528
In-line, air/oil 368
Lubricator 369
Mini in-line 369, 370
Oil removal 410
Series 1 ..... 406-411, 415, 416
Watts 428-430
B11 ..... 429, 430
F602 428
Wilkerson ... 377-379, 381-385, 391, 392
Finger type clamps 75, 76
Fire fittings, hose & accessories
Adapters 186
Double male
Pin lug 784
Rocker lug 784
Rocker lug, style N36 785
Hazmat
Pin lug 773
Hex
Double female 766
Double male 784
Double male, NYFD threads 783
Hydrant
Cam & groove 785
Pin lug 771, 773
Rocker lug 774
Long handle
Style N37 770
Style N54L 781
Style N56 772
Open snoot 767
Pin lug
Cam and groove 785
NY threads 773
Swivel 767
Rocker lug ... 766-770, 772, 777, 778, 780, 781, 785
Storz 794
Style N35 770
Style N36 785
Style N37 ..... 777, 778
Style N53 769
Style N54 781
Swivel 767
Single male outlet 775
Storz

Page #

Fire fittings, hose & acc. (cont.)

FSA 793
Hydrant 797
MSA 795
Rigid female 793
SFSA 794
SSA 797
SSA30 797
Suction
Female, rocker lug 766
Male, rocker lug 780
Swivels
Female to male, long handle 781
Female to male, pin lug 779
Female to male, rocker lug 779, 781
Male, pin lug 779
Axe 820
Back flow preventer 839
British instantaneous fittings 818, 819
Cam and groove x NST 786
Type A 786
Type B 786
Type D 786
Type F 786
Caps
Breakable 790
Aluminum 790
Polycarbonate 790
Hydrant 789
Pin lug 787
Rocker lug 787, 788
Test 787, 788
With cable 788
Specialty 790
Cap test gauges 791
Domestic, pin lug 790
Hydrant 790
Plugs with cable, rocker lug 791
Storz 798
Test 787, 788
Universal hose 789
With cable 788
Long handle 788
With chain 789
Pressurizable cap 789
Connections
International shore 819
Residential sprinkler 816
Roof 805-807
Siamese
Double clapper 809
Single clapper 808
Trippler clapper 810
Single hydrant 816
Single inlet 816
Sleeve for sidewalk 807
Couplings

MURDOCK industrial | Sales@MurdockIndustrial.com www.HoseWarehouse.com | Phone: 330-535-7105 Fax: 330-535-1125 | Skype: MurdockIndustrial

Fire fittings, hose & acc. (cont.) Page #
Booster, hose type 743
Expansion ring 740, 741, 743
Forestry, forged 743
Gaskets
Forestry 743
Elbows
Angle and suction 803
Continuous swivel 803
Storz
30° elbow 797
Long handle, SFSA30 796
Rocker lug, SFSA30 796
Expansion ring & gasket guide 742
Fire jacket
For hose 751
Tape 751
Non adhesive 751
Flange
Storz
NCS-CSF 796
Forestry
Expansion ring couplings 743
Hose clamp and spanner 801
Nozzles 762, 763
Valves 830
Wrench 801
Hose
300# single jacket 732
500# rack
Non UL labeled 736
UL labeled 735
500# single jacket 733, 734
Color impregnated 734
UL labeled 733
800# double jacket 734
Color impregnated 734
Cabinet 750
Double jacket, potable water 735
Forestry
Forestry mop up 737
Forestry mop up, hose kit 737
Non weeping 737
Nitrile covered
500# 736
Heavy duty 738
Non-collapsible
Chemical booster 739
Fire and utility 739
Single jacket mine, MSHA approved 735
Hydrant
Adapters 186
Hydrant body 812
Identification plates
Round 817
Manifolds 804
Monitor

Fire fittings, hose & acc. (cont.) Page #
Fire Pro™ 757
Nozzle 757
Omega™ 757
Nipples
Hex, double male 782
Hex, female to male 774-776
Hex, female to male, NY threads 776
Nozzles
Adjust-A-Power 765
Break apart attack 761
Constant flow 765
Displays 765
Fog 753
Constant flow 759, 760
Econo 760
Electrical fire 752, 758
Flow rate chart 753
FM approved 758
Forestry 763
Forestry, global 762
Gaskets 758, 759
Industrial 752
Industrial, heavy duty 752
Industrial, high pressure 752
Refinery, blue 759
TriFlow 760
U.S. Coast Guard approved ... 756
Forestry
Twin tip, straight stream 764
Gallonage
Adjustable Tri-Flo 762
Dual 762
Single 762
Garden hose 760
Master stream 757
Monitor 757
Penetrator 764
Pistol grip adapters 761
Plain hose 754, 755
Rack 753
Global 753
Shut-off
Ball 754, 761
Ball, forestry grade 763
Ball, pistol grips 763, 764
Ball, tips 763
Ball, with nozzle 764
Dual gallonage 762
Single gallonage 762
Street cleaning 755
Tips 754
Twist 754
U.S. Coast Guard Approved AFFF .. 756
Washdown

Fire fittings, hose & acc. (cont.) Page #
Street cleaning 755
Water fog 756
Play pipes 755
Tips 755
Plugs
Adjust-A-Plug 791
FDC 791
Pin lug 792
Domestic 792
Rocker lug 792
Pressure restricting device 837
Pump test headers 804
Racks
Hose 748
Hump 748
Covers 748
Pin
Covers 749
Hose assembly 749
Nipples 749
Semi-automatic 749
Wall bracket 749
Reels 745
Continuous flow 747
Accessories 747
Covers 747
Global continuous flow 746
Cover 746
Replacement inlet swivel joint 746
Style V swing type 744
Covers 744
Swing type 745
Covers 745
Heavy duty, high capacity 745
Pipe brackets 745
Siamese assemblies
Double clapper concealed type . 815
Two way sidewalk 815
Siamese body 811
Snoots
Clapper type, pin lug 814
Spring check type, pin lug 813
Sprinkler line tester 820
Storz 798, 799, 802
Accessories 798
Adapters 794, 797
Caps 798
Elbows 796, 797
Flanges 796
Gaskets 798
Hydrant wrench 799
Locking device 798
Mounting plates (bracket) 798
Rigid female 793
Rigid male 795
Valves 841, 842
Wrenches 802

MURDOCK industrial | Sales@MurdockIndustrial.com www.HoseWarehouse.com | Phone: 330-535-7105 Fax: 330-535-1125 | Skype: MurdockIndustrial

Page #

Fire fittings, hose & acc. (cont.)

Suction
- Elbows ... 803
- Short shank, long handle ... 803

Swivels ... 831
- Adapter
  - Female to male, pin lug ... 779
- Double female ... 768
  - Pin lug ... 768
  - Rocker lug ... 768
- Elbows ... 803
- Replacement and accessories ... 792
- Storz
  - Style N35, rocker lug ... 770
  - Style N53, rocker lug ... 769
  - Style N57, long handle ... 770

Valves
- Angle ... 834, 838
  - 500# ... 822
  - Cast ... 821, 823
  - Forged ... 824
- Ball ... 832
- Butterfly ... 842
- Chicago pattern ... 839
- Drain ... 840
- Drip, ball ... 833
- Gate
  - Hydrant ... 828
  - Hydrant, global ... 828
  - Hydrant, single ... 827, 828
  - Large diameter ... 829
  - Wedge disc ... 825, 826
- Globe ... 833, 835
- Pressure reducing ... 836, 837
- Relief ... 841
- Sprinkler hose ... 840
- Wye ... 830-832

Wall hydrants
- Exposed 2-way ... 816

Wall plates
- For concealed 3-way bodies ... 814
- For double clapper ... 814

Washers
- Swivel ... 741
- Tail ... 741

Wharf hydrants ... 830

Wrenches
- Adjustable
  - Double head ... 800
  - Hydrant ... 799, 800
  - Pigtail ... 800
- Hydrant ... 801
  - 5 hole ... 800
  - Adjustable ... 799, 800
  - Double head adjustable ... 800
  - Pigtail adjustable ... 800
  - Storz ... 799
- Spanner ... 799, 801, 802

Page #

Fire fittings, hose & acc. (cont.)

- Folding pocket ... 799
- Forestry ... 801
- Grip-All ... 800
- Hole type ... 799
- Long handle suction ... 801
- Storz, pin lug ... 802
- Universal ... 799
- Storz ... 799, 802
- Universal ... 799

Fire hose
- Axe ... 911
- Gaskets ... 856
- Nozzles ... 854-857
- Spanner wrenches ... 200

Flame retardant hose protection ... 898

Flanged
- Adapters ... 82, 83, 697
  - 45° elbow ... 82
  - Short ... 82
  - Straight ... 82
- Cam and groove ... 160, 181
  - ANSI ... 182
- Combination nipple ... 116, 116
- Dry aviation ... 16
- Dry disconnect ... 7
- Dry quick disconnect ... 11, 12
- External swage fixed ... 89
- Quick-connect, fittings ... 253-261
- Safety break-away ... 17, 18
- Swivels ... 49-55
- Tank truck ... 35-38
- Tee ... 35
- Weld adapters ... 83

Flanges ... 697
- ANSI flat face ... 689
- Floating ... 116, 193
- Gaskets ... 37, 689
- Hydraulic
  - Pipe socket weld ... 525
- Lap joint ... 688
- NPT ... 688
- Slip-on ... 35, 688
- Weld neck ... 689

Flare fittings ... 717-719
- 37° ... 510-516, 522, 523
- Connectors ... 717
- Elbows ... 718, 719
- Nuts ... 719
- Tees ... 719
- Unions ... 718

Flareless bite fittings ... 720
- Adapters ... 720, 721
- Elbows ... 721, 722
- Ferrules ... 722
- JIC ... 720
- Nuts ... 722
- Tees ... 722

Page #

Flareless bite fittings (cont.)

- Unions ... 721

Flat face fittings ... 506, 507

Flomax connectors
- ¾" series ... 26
- Diesel fueling system ... 19, 20
- Fuel vent ... 19-21
- Gravity fill receiver ... 21
- High flow 1" series ... 26
- R series ... 24, 25, 27
- Service box ... 21
- Standard ... 22, 23, 27

FloTech™
- Rack monitor testers ... 32

Flow Control
- Series F valves ... 550
- Series MV metering valves ... 550
- Series N valves ... 551
- Series PF valves ... 551

Flow control valves
- Legris ... 355, 356

Foot valves ... 208

Frac fittings
- Caps ... 81
- Complete assembly ... 78
- Female ... 78
- Ferrules ... 79
- Flange adapters
  - 45° elbow ... 82
  - Short ... 82
  - Straight ... 82
- Male ... 79
- O-rings ... 79
- Plugs ... 81
- Union nuts
  - One-piece ... 80

FRL's
- Series 1 ... 406

FRL's (Filters, Regulators, Lubricators)
- Accessories 401-405, 422-427, 433, 434
- Carded ... 406, 407
- Combination units ... 380, 395-398, 408, 421, 432
- Displays ... 405, 406
- Filter/Regulator ... 378, 379, 429
- Filters . 366, 368-370, 383, 385, 406-411, 428, 429
- Lubricators 368, 369, 406, 408, 417-420, 431
- Regulators 370, 406, 407, 412-416, 429, 430
- Series 1 ... 370, 406-427
- Watts ... 428-434
  - Lubricators ... 431
- Wilkerson ... 377-405

Fuel nozzles ... 19, 20

Fuel receivers ... 19, 20

MURDOCK industrial | Sales@MurdockIndustrial.com www.HoseWarehouse.com | Phone: 330-535-7105 Fax: 330-535-1125 | Skype: MurdockIndustrial

Page #

G

Garden hose
- Adapters 239-241
- Back flow preventer 245
- Compression bibb faucets 243
- Country Club® RT 885
- Coupler 243, 244
- Flexogen® 883
- Flexzilla® 884
- Gooseneck 245
- Hex nut with knurl 242
- Hot water rubber reinforced 884
- Lok-on hose fittings 226
  - Caps 230
- Manifold 245
- Marine, camper, patio & pool 885
- Menders 236, 239, 252
- Perfect water 884
- Plugs 243
- Premium rubber 883
- Quick connectors 243
- Radiator bibb 245
- Round nut with knurl 242
- Rubber vinyl 883
- Shank fittings 234-237
- Spray hose fittings 238
- Top level PVC 884
- Tuff-Lite™ 250, 251
- Valves 244, 245
- Washers 242
- Zinc fittings 239

Gas
- Dry couplings 14
- Regulators 414

Gaskets 677, 697
- Agri-Lock style 256
- Bauer style 261
- Cam and groove 127, 167-171
- Foot valve 208
- Holedall™ 99
- Railroad tank car 59
- Sand blast 290
- Shank couplings 205
- Tank truck
  - Tansport 40
  - TTMA 37

Gauges 907
- Compound 440
- Contractor pressure 439
- Digital 444
- Dry
  - ABS standard 435
  - Brass standard 437
  - Flutter Guard™ 438
  - Stainless steel 436
- Line test 907

Page #

Gauges (cont.)

- Liquid filled
  - ABS case 441
  - Brass 443
  - Stainless steel 441, 442
- Panel builder 439
- PITOT 907
- Process 437
- Sprinkler system 907
- Steam siphons 444
- Three way 907
- Tire inflator chuck 376
- Tire pressure
  - Dual foot 376
  - Heavy duty 376
  - Passenger car 376
  - Professional 376
- Vacuum 440
- Welding 443
- Wilkerson regulator 402

Gravity drop adapters 29
- Dust caps 30

Grease whip 912, 913
- Hose assemblies 912
- Hose fittings 912
  - Zerk 913
    - Retail packaged 913

Grip-L couplings 686

Grooved fittings 695, 698
- Accessories 701
- Clamps 695
  - Gaskets 695
- End caps 699
- Gaskets 700
- Lightweight 692
- Mechanical tees 696
- Quick release 690
- Rigid 694
- Series 45 698
- Series 90 698
- Series AN 699
- Series BE 699
- Series EC 699
- Series FA 697
- Series RA 697
- Series SF 697
- Series T 696, 698
- Standard 691

Grooved nipples 699

Grooved stem style ext. crimp ferrule 113–114

Grooved valves 699

Groove lube 701

Ground joint
- Fittings 77, 110

Page #

H

Hammer unions 681-683
- Caps 81
- One-piece nut 80
- Plugs 81
- Two-piece nut 80

Handles, cam and groove 130, 165, 166, 175, 179, 182

Hex bushings 658

Hex manifolds 367

Hex nipples 197

Holedall™
- Couplings 90, 92, 95, 97
- DIN external crimp stem 106
- Dubl-Grip® re-attachable 100
- Expander machine 99
- Female end 90
- Ferrules 91, 92, 94, 96, 98, 103, 106
- Flanged assemblies 89
- Nipples 88, 89
- Permanent pump 99
- Sanitary crimp style 104, 105
- Sanitary (IX) style 101, 103
- Stems
  - External swage 88-90
  - Internal expansion 93, 94
- Swaging machines 85
- Washers 99

Hookie - hook hose lifter 683

Horizontal swing check valves 560

Hose
- Air 890, 891
- Air, self-storing 890, 891
  - Coil-chief 890
    - Assembly kits 890
    - Bulk hose 890
- Braided rubber 880
- Bumper stops 882
- Contractors 883
- Crimper 221, 222
- Cutters 892
- Diameter tape 909
- Fittings, barbed 211-214, 216, 217, 223-229, 247, 248, 251, 294, 295, 298, 301-304, 306-309, 312, 314-319, 322-327, 329
- Flexogen® 883
- Flexzilla® 884
- Garden 883-885
- Hot water reinforced 884
- Hot water washdown 880
- Knife 909
- Mallet 909
- Menders 74, 209, 210, 236, 249, 252
- Mill 874-877
  - Synthetic double jacket 877

MURDOCK industrial | Sales@MurdockIndustrial.com www.HoseWarehouse.com | Phone: 330-535-7105 Fax: 330-535-1125 | Skype: MurdockIndustrial

Page #

Hose (cont.)
- Synthetic single jacket 874-876
- Nitrile 878-880
- Nominal smooth bore 893
- Pressure washer 880
- Protection
  - Sleeves, sleeving 899
  - Spiral 898
  - Spring guard 900
- Reels 881, 882
  - Adjustable bumper stops 882
- Room equipment 909
- Spiral
  - Flame retardant 898
  - Standard 898
- Spray couplings 204, 238
- Spud 74
- Swivels 287, 329, 447, 848, 849
  - Heavy duty 848
  - Hose shank 848
  - Mann Tek 848
  - Single plane 849
- True ID, open pitch 896
- True ID, smooth bore 896
- Washdown 878-880, 883-885

Hose assembly tool 230
Hose lifter 683
Hydraulic
- Adapters 526
- AG-series 461, 462
- BSPP fittings 523
- Clamps 528
- CM-series 502-505
- Code 61 / 62 flanges 524-526
- CVV-series 496, 497
- EA-series 501
- Elbows 509
- E-series 498-501
- Filter 528
- Flat face fittings 506, 507
- H-BOP-series 457
- H-series 450-456
- HS-series 458
- HTE-series 477
- HT-series 472-476
- HTZ-series 478
- JIC fittings .. 508, 511-517, 522, 523, 526
- K-series 459, 460
- Metric fittings 522
- NPTF fittings 518-523
- PD-series 482
- Return line 527
- ST-series 479-483
- TR-series 472
- T-series 494, 495
- Valves
  - High pressure ball 544
- VEP-BOP series 486

Page #

Hydraulic (cont.)
- VEP-series 483-485
- V-series 463-471
- Weld end metal hose fittings 517
- WS-BOP series 493
- W-series 476, 487-489
- WS-series 490-492

I

Industrial
- Internally expanded fittings 94
- Quick connects 300-305
- Safety break-away 18

In-line
- Check valves 357
- Desiccant dryers 386
- Filter, air 368-370, 447
- Filter, mini 370
- Filters
  - Disposable 369
- Flow control 355, 356
- Lubricators 368, 369
- Swivels 447

In-line sight glass 163
Inserts
- Abrasion resistant 172

Instrumentation fittings 707-710
Interlocking clamps 75, 76, 288
Intermodal 41
Internally expansion fittings . 93-98, 101-103

J

JIC fittings 227, 228

K

King™
- Cables 362, 364
  - Straps 363
- Cam and groove 109
  - Adapters 110
  - Couplers 108, 109, 126
- Combination nipples 115-118, 190
- Global 192
  - Jump size 192
  - Sleeves 196
- Crimp style
  - 150# ASA fixed (welded) flange . 116
  - Adapters 110

Page #

King™ (cont.)
- Combination nipples 115
- Combination nipples and sleeves 117
- EZLink™ armless 126
- Ferrules 113, 114
- Global cam and groove 109
- Nipples for floating flanges 116
- Sanitary 104
- Short frac ferrules 79, 117
- Sleeves 111, 112
- TTMA flange x King Crimp™ 116
- Ferrules 113, 114
  - Frac 79
  - Heavy duty 118
- Flanged 116, 116
- Floating flange 116
- Frac 82, 83
- Hose menders 210
- PF shank 195
- Plastic pipe 192
- Quick-acting 284, 286
- Shank couplings 198-200
- Sleeves 111, 112
  - Short 117
- Steel hex nipples 197
- Steel round nipples 197
- Whipsocks 364
  - Shackles 364

L

Lanyards 173, 289
Leak detector 903
Legris fittings 346-360
Legris tubing 889
Lever external drains 554
Lincoln interchange quick disconnects .. 310
Line strainers 703
LIQUIfit™ fittings 725-728
- Adapters 727
- Connectors 725, 726
- Elbows 725-728
- End stops 727
- Plugs 727
- Reducers 728
- Stems 728
- Tee 726
- Tees 726-728
- Unions 726

Lockable caps 147
Locking ball valves 533, 540
Locking kit, dry disconnect 6
Lok-on fittings 226
- Caps 230

Long shank couplings 200, 202, 203, 237

MURDOCK industrial | Sales@MurdockIndustrial.com www.HoseWarehouse.com | Phone: 330-535-7105 Fax: 330-535-1125 | Skype: MurdockIndustrial

Page #

LP
Boss™ male stems 74, 528
Gas couplings & adapters 704-706
Dust plugs 706
Gaskets 705
Wrench 705
Lubricants
Air tool 367
Anti-freeze 367
Lubricators
Accessories 425-427, 434
Carded 406
EconOmist®
Compact 393
Standard 393-395
In-line 368, 369
Mini 379
Series 1 ..... 406, 408, 417-420
Oil-fog 420
Watts 431
Wilkerson 379, 392-395

M

Magnetic thermometers 446
Make-a-clamp kit 275
Mallet, hose 909
Manifolds
3 in 1 366
Air receiver 364-366
Aluminum bar 366
GHT, 4-valve 245
Hex, flat 367
Modular 354
Regulator 414
Marine grade worm gear clamps 264
Mechanical tees 696
Menders 74, 209, 210, 225, 239, 249, 252
Merchant couplings 656
Mini
Ball valves 355
Carded 406
Combination units 380
Filter/regulators 378, 379, 407, 408
Filters 370, 377, 407, 408
Lubricators 369, 379, 408
Regulators 370, 377, 378, 407, 414, 415
Monitor
Spillguard™ 62
Muffler
Conical 448
Exhaust 399
Speed control 448
Mulconroy 85

Page #

N

Needle 555
Bleed 553
Block and bleed 553
Mini 552
Multiport 552
Nipples
3500 328
Close 661, 662, 674
Combination 190-193, 195
Jump size 192
Filters 369
Hex 662
Reducer 662
Straight 662
Hex welding 684
King™ 192, 193, 195, 197
Notched turned back 193
Octagon 684
Polypropylene 674
Swage 679
Nitrile washdown hose 878-880
Notched
Cam and groove fittings ..135, 136, 143, 144
Ferrules 194, 195
Stems, Holedall™ 195
Turned back nipples 194
Nozzles
Accessories
Breakaways 849
Multi-plane hose swivels 849
Single plane hose swivels 849
Adjust-A-Power 863
Automatic shutoff 853
Ball 845
Big Mouth™ diesel 851
Constant flow 863
Displays 863
Farm and consumer 852
Flomax refueling 19, 20, 22-26
Fog 855
Electrical fire 855, 856
Factory mutual approved 856
Flow rate chart 855
Gaskets 856
Heavy duty industrial 854
High pressure industrial 854
Industrial 854
Fuel 845-847, 850-853
Cross reference 852
Fuel Master™ diesel 850
Gravity 846, 847
High fow fueler 853
Holders 290
Hot water washdown, spray 858

Page #

Nozzles (cont.)
Injector 868
Lite washdown, spray 858
Overwing aircraft 847
Plain hose 857
Pressure 47, 846, 847
Pressure washing
Anti-fatigue
Heavy duty 865
Lances and extensions
Dual spray lance 866
Lance belt 867
Molded grip extensions 866
Spray lance 866
Telescoping lance 867
Vented grip lance 866
Line strainer 868
Line Strainer 868
Nozzle holders 871
Nozzles
Injector 868
Quick connect 869
Quick connect, multi-pack 869
Quick connect, soap 869
Selection guidelines 870
Spray chart 870
Spray, high pressure 869
Spray, high pressure soap 869
Turbo 871
Turbo, inlet filter 871
Quick couplings
Fixed plugs 868
Swiveling 867
Spray guns
Anti-fatigue 865
Kit with hose, nozzle & lance . 865
Pressure 865
Pressure with extension 865
Valves
Balance release 871
Safety release 872
Thermal relief 872
Unloader 872
Water broom 871
Spray 859-861
Sweeper 862
Tank truck 845-847, 850-853
Temperature indicating 860
Twist 862
Washdown
Adjust-A-Power 863
Constant flow 863
Elevated temperature 861
Hot water 858
Industrial 857, 860
Insulated 862
Lite 858
Spray 859

MURDOCK industrial | Sales@MurdockIndustrial.com www.HoseWarehouse.com | Phone: 330-535-7105 Fax: 330-535-1125 | Skype: MurdockIndustrial

Page #

Nozzles (cont.)
Mini 859
Sweeper 862
Temperature indicating 860
Twist 862
Wand 859
Water 862
Water broom 871
Water 862
Insulated 862
Pistol-grip 862
Power flow 862
Water, flexible 862
NPT threaded fittings 678, 684
Gaskets 678
Nylon fittings 673-676, 727
Nylon tubing 888, 889

O

Octagonal nipples 685
Oil removal filter 410
Oil spill kits 908
Oil vapor removal filter 411
Open flex 1L couplings 687
Oxy-acetylene
Adapters 914
Connecting spuds 914
Ferrules 914
Hose couplings 914

P

Panel builder gauges 439
Parker Ez-Mate 304
Petroleum fittings, API 97
Phonograph finish fittings 195
Pinch-on clamps
Double ear 273
Single ear 273
Stepless® ear 274
Pin lug
Couplings 41, 198, 199
Pipe
Adapters 655, 659, 660, 663, 673
Bushings 658, 659, 673
Caps 671, 676
Couplings ..673, 686, 687, 691-694, 702
Grip-L 686
Hex 657
Merchant 656
Open-Flex 1L 687
Threaded 656
Crosses 670, 675

Page #

Pipe (cont.)
Elbows 664-667, 669, 675
Nipples 660-662, 674, 679, 699
Plugs 672, 676, 680
Sight flow indicators 60
Tees 668-670, 675
Threaded bell reducers 654, 655
Unions 657
Pipe and tube hangers 529, 530
Plugs 9, 11, 14, 15
Ball swivel 301
Bull with tap 680
Dust, cam and groove 129, 149, 179
Hammer union 81
Hex 672
Hex head 676
Instrumentation 710
LIQUIfit™ 727
LP gas 706
Push-in fittings 353, 360
Quick-connect ..300, 301, 306, 308, 310
Square head 672, 676
with pull handle 45
Plug wrenches 561
Pneumatic
Air Chief ARO 308, 309
Air Chief automotive 306, 307
Air Chief industrial 300-303
Air Chief Lincoln 310
Air King™ 283-289
Air tanks & manifolds 364-367
A-series 326, 327
Bent stem swivel 329
Blow guns 371-375
BR-series 325
CJ-series 320
DF-series 311-315
Dix-Lock™ 293-296
D.O.T. air brake 330-341
D-series 312, 313, 315
Dual-Lock™ 297-299
FRL's (Filters, Regulators, Lubricators) . 368-434
F-series 312-315
Gauges 376, 402, 435-444
J-series 316, 317
L-series 322
M-series 318, 319
Mufflers & vents 448
NK-series 324
N-series 293-296
P-series 297-299
Push-In fittings 342-360
Safety cables 362-364
Sand blast 290
SHD-series 321, 322
Steel 3500 nipples 328
Surelock™ 291, 292

Page #

Pneumatic (cont.)
Swivel fittings 447
Thermometers 445, 446
U-series 323
Valves
Legris 355-357
Wilkerson lockout 400
Polyethylene tubing 888
Polypropylene
Bolted fittings 678
Cam and groove 184-188
Pipe fittings 673-676
Polyurethane
Air hose 891
Tubing 888, 889
Probes 61
ADS Spillguard 63
Process gauges 437
PTFE
Gaskets 40
PTFE hose fittings 894, 895
Insertion tool and dies 894, 895
Nominal fittings 894
Nominal smooth bore 895
Pump adapters 659, 677
659
Pumps 905
Hand hydrotest 905
Hydrostatic
Accessories 906
Hydrostatic test 905
Push-in fittings
Brass 342-345
D.O.T. air brake 330, 331
Legris
D.O.T. 332-335
Kit 354
Modular manifolds 354
Nickel-plated brass 348, 349
Nylon 353
Nylon/nickel-plated brass ... 350-352, 354
Stainless steel 346-348
Push-loc fittings 315, 317, 319
Push-on fittings 223-229, 230, 252
PVC tubing 886, 887

Q

Quick-acting couplings 284, 286, 291, 293-299
Quick-connect
Agri-Lock style 253-256
Quick disconnects
Hydraulic

MURDOCK industrial | Sales@MurdockIndustrial.com www.HoseWarehouse.com | Phone: 330-535-7105 Fax: 330-535-1125 | Skype: MurdockIndustrial

Page #

Quick Disconnects (cont.)
- AG-series 461, 462
- CM-series 502-505
- CVV-series 496, 497
- EA-series 501
- E-series 498-500
- H-BOP-series 457
- H-series 450-456
- HS-series 458
- HTE-series 477
- HT-series 473
- HTZ-series 478
- K-series 459, 460
- PD-series 482
- ST-series 479-481
- TR-series 472, 474-476
- T-series 494, 495
- VEP-BOP-series 486
- VEP-series 483-485
- V-series 463-471
- WS-BOP-series 493
- W-series 487-489
- WS-series 490-492

Pneumatic
- Air Chief
  - ARO 308, 309
  - Automotive 306, 307
  - Industrial 300-303
  - Lincoln 310
- A-series 326, 327
- BR-series 325
- CJ-series 320
- DF-series 311-315
- J-series 316, 317
- Legris 305
- L-series 322
- M-series 318, 319
- NK-series 324
- N-series 293-296
- Parker E-z-mate 304
- P-series 297-299
- SHD-series 321, 322
- U-series 323

Quick release couplings 690

R

Rack cords 31
Rack monitor 32
Racks
- Worm gear clamp 275

Radiator bibb 245
Railcar unloading assemblies . 36, 38, 56-59
Railroad tank car
- Fittings 56, 57
- Gaskets 59

Reducers
- Cam and groove 152-156

Page #

Reducers (cont.)
- Combination nipples 192
- Hex bushings 658, 659
- Instrumentation 708
- Tuff-Lite™ 247

Reels
- Hand crank 882
- Reelcraft® hose 881, 882
- Reelcraft® static discharge 45

Regulators
- Accessories 402-405, 424, 434
- Carded 406
- Dial air 386
- Gas 414
- High flow 389, 390
- High pressure 387, 388
- Manifold 414
- Mini general purpose 370
- Mini water 378, 414
- Series 1 ..... 406, 407, 412-416
- Water 415
- Watts 429, 430
- Wilkerson 377-379, 386-391

Replacement handles
- Cam and groove 182

S

SAE fittings 229, 263, 266, 275, 506, 508-510, 527, 544, 894

Safety
- Blow gun 371, 372
- Break-away couplings 17, 18
- Cables 362, 364
  - Shackles 364
- Check valves 556
- Clips and lanyards 172, 182, 289
- Information 916-919
- Legris industrial coupler 305
- Locking pin 292
- Pop-off valves 557
- Tape and tag 910
- Vented ball valves 534
- Vent-Lock™ 128-130
- Whipsocks 364
  - Shackles 364

Sand blast couplings 290

Sanitary
- Adapters
  - Bevel seat 591
  - Brewery hose 570
  - Brewery hose barb 570
  - Clamp 569, 571, 572
  - Clamp fittings 569, 571, 572
  - Female NPT 572
  - Hose 569, 570

Page #

Sanitary (cont.)
- Pipe fittings 601
- Polished 608
- Unpolished 611

Bevel seat fittings 589-593
BioPharm fittings 625-630
Breakaway coupling
- Bevel seat 592

Breakaway coupling - clamp 577
Butterfly valves
- Replacement seats 636

Caps 569
- BioPharm 630
- Clamp fittings 569
- End 591, 600, 617
- European fittings 585
- I-line 596
- Q-line 596
- Thermometer 569
- Unpolished 611

Clamp accessories 566
Clamp fittings 567-576
Clamps 564-566, 594
- Accessories 566
  - Nuts 566
- Bolted 565
- Dairy 566
- Double pin 564
- Pipe fittings 599
- Single pin heavy duty 564
- Single pin squeeze 564
- T-bolt 565
- Three segment 565
- Toggle 565

Crimp style 105
Crosses
- Clamp 575
- Polished fittings 609

Elbows 572, 573, 610
- 45° clamp 573
- 90° clamp 572, 573
- BioPharm 625, 626
- Plain bevel seat 592
- Polished 604-606
- Threaded bevel seat 592
- Unpolished 610, 611

European fittings 585-588
- DIN fittings 585
  - Caps 585
  - Gaskets 588
  - Nuts 585
  - Welding 585
- RJT BS: 4825 fittings 587

MURDOCK industrial | Sales@MurdockIndustrial.com www.HoseWarehouse.com | Phone: 330-535-7105 Fax: 330-535-1125 | Skype: MurdockIndustrial

Page #

Sanitary (cont.)

Caps 587
Gaskets 588
Nuts 587
Welding 587
Wrenches 586, 587
SMS fittings 586
Caps 586
Gaskets 588
Nuts 586
Welding 586
Ferrules 567, 568, 590, 596
BioPharm 630
I-line 595
Pipe fittings 599, 600
Q-line 596
Quick weld 577
Recessless
..... 590, 591
Reducing
..... 568
Roll-on
..... 568
Weld
.....567, 568, 590, 591
Flanges 615, 624
Gaskets
Bevel seat 593
Clamp 578-583
I-line 597, 598
Pipe fitting 603
Q-line 598
Gauges, pressure 620
I-line fittings 595-598
Miscellaneous configurations
Laterals 609, 614
..... 576
Return bends 576, 609, 614
Wyes 576, 609, 614
Nuts
..... 589
Pipe fittings 599-603
Pipe hangers 602
Sleeves 602
Sleeves, pipe hanger 602
Polished fittings 604-609
Protection covers
Clamp end 576
Weld end 610
Q-line fittings 594, 596, 598
Reducers
BioPharm 628, 629
Concentric 575
Eccentric 575
Plain bevel seat
..... 592
Polished fittings, weld 608
Threaded bevel seat

Page #

Sanitary (cont.)

..... 592
Unpolished 613
Sight glass 617, 618
Compact 618
Replacement glass 618
In-line 617
Replacement glass 617
Seal kit 617
Sight glass end caps 617
Spray balls
Rotating 616
Stationary 616
Strainers 621, 622
Filters 622
In-line 621
Mesh over screens 622
Side-entry 621
Side-outlet reverse 621
Stub ends, type A 613
Swivels
Straight swivel clamp 619
Straight weld connection 619
Tees
BioPharm 626, 627
Clamp 574
Clamp reducing 574
Short outlet clamp 574
Unpolished 612
Weld 607
Transition fittings 584
Cam and groove adapter 584
Cam and groove coupler 584
Tube hangers 623, 624
Nuts 624
Sleeves 623
Unpolished fittings 610-615
Valves
3A sample 642
Accessories, actuated 652
Limit switches 652
Positioners 652
Solenoids 652
Air blow check valves, repair kits .....
639
Ball
Check 638
Electrically actuated 643-645
Electrically actuated, 2-piece . 643
Electrically actuated, 3-piece . 643
Electrically actuated, 3-way 645
Encapsulated 631
Flow options / patterns 651
Multi-port 651
Non-encapsulated 632
Pneumatically actuated ...646-649
Pneumatically actuated, 2-piece ..

Page #

Sanitary (cont.)

646
Pneumatically actuated, 3-piece ..
646
Butterfly 633-636
Clamp end 633-636
Repair kits 634, 635
Wafer, pneumatically actuated 650
Spring check 637
Tank vent 640, 641
Weld fittings 584, 595, 596, 599-601,
604-614, 625-630
Boss-Lock™ coupler 584
Cam and groove adapter 584
Wrenches 589
Single sided
..... 589
Spanner 587
Two sided
..... 589
Sanitary crimp fittings
Ferrule, 304 stainless 106
Sanitary (IX) fittings
Ferrule, flow chief 103
Hex nuts 102
Plugs 101
Stems
Bevel seat 102
Clamp end 101
Male NPT 102
Tube weld end 101
Screw pitch gauge 909
Sealant 903
Joint 903
Thread 903
Security chains 171
Self-storing air hose 890, 891
Series 1 FRL's 370, 406-427
Set screw buckles 270
Shackles 364
Sharkbite® push to connect fittings 723, 724
Connectors 723
Couplings 723, 724
Disconnect clips 724
Elbows 724
End stops 724
Tees 724
Short shanks ...198, 199, 201, 210, 247, 250
Shut-off
Valves 403, 559
Sight flow indicators 37, 38, 60
Flanged acrylic sight flow indicators .. 38
Repair kits 38
TTMA pattern 38
Sight glasses
Replacement glass 618
Single bolt clamps 280
Skimmers 207

MURDOCK industrial | Sales@MurdockIndustrial.com www.HoseWarehouse.com | Phone: 330-535-7105 Fax: 330-535-1125 | Skype: MurdockIndustrial

Page #

Sleeves 111, 112, 117, 196, 339, 341, 715
Spanner wrenches 200
Speed control mufflers 448
Spill kits 908
Spiral
  Hose and cable protection 898
  Hose clamps 281
Spool adapters & couplers
  Cam and groove 180
Spray hose
  Couplings 204, 238
Spring Guard 900
Spring return handle ball valves 533, 541
Sprinkler
  Line tester 907
  System gauge 907
Spuds
  Boss™
    Double 69, 72, 77
    Female 67, 68, 71, 77
    Hose shank 74
    Male 69, 72, 77
Squeeze Lok™ hose assembly tool 230
Stainless steel
  Boss™
    Clamps 75, 76
    Ground joint 67, 77, 110
    Male stem 73, 74
  Dry disconnect 11
  Dry quick disconnect 6, 7, 12
  Ferrules 92
  Gate valves 547
  Gauges 436, 439, 441, 442
  GHT adapters 239-241
  Inserts 340
  Menders 209
  Notched shank cam and groove 135, 136, 143, 144
  Push-in 346, 347
  Strainers 206
  Swaged fittings 138, 143
  Thermometers 445
Steam
  Gauge siphon 444
  Hose couplings 13
  Valve, 250 Lb. 534
Stems
  Bent swivel 329
  External swage 88-90, 195
  Ground joint 67
  Ground joint air hammer 77
  Holedall™ DIN external crimp 106
  Internal expansion 93, 94
  King™ combination .. 190-192, 195, 196
  LP Boss™ 74
  Reusable brass 232, 233
  Sanitary style 101, 102, 105

Page #

Stems (cont.)
  Washer seal 71
Strainers 206-208
  Disk 171
  Polypropylene 206
  Round hole 206, 207
  Square hole 206
  T line 703
  Witches hat 171
  with spring loaded check valves 560
  Y Line 703
Straps
  King Cable™ 363
Straub pipe couplings 686, 687
Stretch strap 911
Suction hose couplings 198, 199
  Boss™ LPS 79
Super King™ shank couplings 200
Surelock™ quick acting couplings . 291, 292
Swaged fittings 69, 87-92
Swage nipples 679
Swaging machines 85
Swivel connectors
  Ball 857
  Straight 857
Swivels 506, 507, 509, 894
  37° 512, 513
  Air King™ 287
  Air tool 447
  Angled 329
  Angled industrial plugs 301
  Ball, with Air Chief plugs 301
  Ball, with hose barb 447
  Bent stem 329
  Connectors for spray gun 857
  Diesel fuel 21
  Dubl-grip reattachables 100
  Hose 848, 849
  Hose barb 211, 213, 216, 217, 223, 225-229, 232
  In-line 447
  JIC 896
  Joints 49, 50
  Loading arm 53
  Multi-plane hose 849
  Push-in fittings 330, 331, 344, 345
  Push-on fittings 447
  Single plane hose 849

T

Tag, hose assembly 910
Tank car
  Fittings, railroad 36, 38, 56-59
  Gaskets 59
  Wrenches 59

Page #

Tank transport equipment
  Pipe caps 40
  Reducers 40
  Reducing cap 40
Tank truck
  API
    Coupler 28
    Valve 28
  Breakaways 849
  Coupler x round flange 36
  Diesel nozzles 850
  Drop elbows 42-44
  Elbows 42-44
  Flanged tee 35
  Gaskets 37
  Nozzle accessories, fuel 849
  Nozzles 845-847, 850-853
  Swivels 50, 53
    Split flange 55
    Split flange components 55
      Bearing pack 55
      Nose piece 55
      Seal kits 55
  Vapor recovery 33, 34
Tank truck equipment
  Intermodal tank transport 41
  Tank transport 40
  TTMA flange extensions 36
Tape 902, 910
  Diameter 909
  PTFE tape 902
  Safety 910
T-Bolt clamps 276-278
Tees 510
  Air brake 339
  Bull head 669
  Compression 714, 715
  Female reducing 669
  Female threaded 668
  Flare 719
  Hydraulic 507, 514
    Flat face 507
    NPTF 521
    ORB fittings 508-510
  Instrumentation 709
  LIQUIfit™ 726-728
  Mechanical 696
  Push-in 331, 334, 335, 344, 347, 349, 353, 354, 359, 360
  Sched. 80 polypropylene 675
  Sharkbite® 724
  Side outlet 669
  Splicers 215
  Street service 669
  Threaded side outlet 669
  Tuff-Lite™ 249
Test plugs and caps 906

MURDOCK industrial | Sales@MurdockIndustrial.com www.HoseWarehouse.com | Phone: 330-535-7105 Fax: 330-535-1125 | Skype: MurdockIndustrial

Page #

Test pumps 905
Accessories 906
Electric 905
Pneumatic 905
Thermometers
Bi-metal 445, 446
Magnetic 446
Thermowells 446
Thermowells, stainless threaded 446
Thor style fittings 297-299
Thread
Sealant 903
Tape 902
Threaded
Caps 671, 676
Elbows 664, 675
Sch80 polypropylene 673-676
Tees 668, 669
Unions 657
Reducing 657
Threaded fittings
Reducer hex bushings 658, 659, 662
Tight fill couplers and adapters 42
Tire
Inflator chuck 376
Inflator gauges 376
Pressure gauges 376
T line strainers 703
Tools
Air lubricants 367
Band clamp
Adapter 271
Cutter 272
Hand tool 271, 272
Jack type 270, 271
Mallet 272
Screw type 270
Brass ferrule crimper 220-222
Dies 219, 221, 222
Hose assembly 230
Hose cutters 892
Mallet 909
Pinch-on clamps
Side jaw 274
Standard jaw 274
Push-on fitting 230
Squeeze Lok™ 230
True ID
Crimp collars 897
Fittings 896, 897
True Seal™
Elbows 729
Tees 729, 730
Tube fittings 729
Unions 730
Valves 730

Page #

Tubing
Braided 887
Cutters 892
D.O.T., air brake 887
Fluoropolymer FEP 140 889
Legris 889
Nylon 359, 888, 889
Polyethylene 888
Polyurethane 888, 889
PVC clear 886
Valves 355-357
Tuff-Lite™ fittings 246-250, 673-676
Adapters 250, 251
Turned back nipples 689

U

Unions
Air brake 337-339
Compression 712, 714
Dix Lock™ 295
Flare 718, 719
Hammer 80, 681-683
Instrumentation 708, 709
Male 663
Push-in 330, 331, 333-335, 343, 344, 346, 349, 353, 354, 359, 360
Threaded 657
True Seal™ 730
Uni-range couplings 90
Universal couplings
Air King™ 283-289
Sand blast 290
Surelock™ 291, 292
Universal spill kit 908

V

Vacuum gauges 440
Valves 554
3-way 544
3-way diverting 538
250 lb. steam 534
API 28
Balance release 871
Ball 532-546
150# flanged 545
Locking handle 540
Mann Tek full flow 542, 543
Stainless steel 539-541
Ball cone check 558
Ball, global 536
Ball, mini 537

Page #

Valves (cont.)
Ball, with nozzle 546
Ball, with NPT tap for drain 534
Butterfly 39, 548, 549, 699
Wet-R-Dri™ 39, 548
Button 554
Check 357, 558-560
800 PSI stainless steel 559
True Seal™ 730
Compact polypropylene 546
Composite mini ball 355
Compressor Y 367
Deadman handle 533, 541
Domestic gate 547
Dual Y ball 537
Flanged 545
Flow control 355, 356, 550, 551
Metering 550
Foot 208
Garden hose 244, 245
Gate 547
Globe 548
Grooved end iron butterfly 699
High pressure 544
High pressure hydraulic ball 544
Horizontal swing check 560
Industrial wafer ball 542
In-line check 357
In-line flow control 355, 356
Lead free brass ball 536
Locking handle 533
Needle
Hydraulic
Bleed 553
Block and bleed 553
Mini 552
Multiport 552
Pneumatic
Needle 555
Polypropylene 545, 546
Quick exhaust 355
Safety check 556
Safety pop-off 557
Safety vented 534
Solder end 536
Spring loaded 559, 560
Swing check 560
Tank filler 554
Three way gauge 907
True Seal™ 729, 730
Wafer 549
Wilkerson lockout 400
Vapor recovery couplers 33, 34
Velcro® straps 172
Vent
Breather 448
Stationary 47
Vent-Lock™ 128-130

MURDOCK industrial | Sales@MurdockIndustrial.com www.HoseWarehouse.com | Phone: 330-535-7105 Fax: 330-535-1125 | Skype: MurdockIndustrial

Page #

W

Wafer ball valves 542
Washdown
Nozzles
Hot water 858
Industrial 857
Mini spray 859
Spray 859
Spray valves 861
Hose assembly 861
Station 864
Hot and cold water mixing 864
Rack for mixing 864
Water-steam 864
Swivel connectors 857
Washers
Air King™ 289
Boss™ 72
Cam and groove 168-170
Garden hose 242
Holedall™ petroleum 99
Suction and shank fittings 205
Water regulators 378, 414
Watts FRL's 366, 428-434
WaveSeal clamps 265
WD-40 908
Welding
Cam and groove 161, 162
Gauges 443
Nipples 684
Whipsocks 364
Shackles 364
Wilkerson FRL's 377-405
Witches hat strainers 171
Worm gear clamp rack 275
Worm gear clamps 263-266, 275
Marine grade 264
Wrenches
Pin lug 59, 200
Spanner 200, 705
Wrench grips 685

Y

Y, compressor 367
Y, connectors 335, 360
Y, dual valve 537
Y, garden hose coupler 244
Y, garden hose valve 244
Y, GHT 244
Y line strainers 703
Y, unions 335

Page #

Z

Zerk fittings 913

Page #

MURDOCK industrial | Sales@MurdockIndustrial.com www.HoseWarehouse.com | Phone: 330-535-7105 Fax: 330-535-1125 | Skype: MurdockIndustrial

In the following index, a (•) is used to represent a variable. Therefore, to find AD075EZ or AD400EZ, look for: **AD•••EZ**

Page #

•AGBF• 461
•AGBF•-PV 461
•AGDP 462
•AGF• 461
•AGF•-PS 461
•AGF•-PV 461
•AGF•-PV-PS 461
•AGOF• 461
•AGOF•-PS 461
•AGOF•-PV 461
•AGOF•-PV-PS 461
•CM4B•-B 504
•CM4B•-B-E 504
•CM4S•-B 504
•CM4S•-B-E 504
•CM9B•-B 505
•CM9B•-B-E 505
•CM9S•-B 505
•CM9S•-B-E 505
•CMB•-B 503
•CMB•-B-E 503
•CMF•-B 503
•CMF•-B-E 503
•CMPC-B 505
•CMS•-B 503
•CMS•-B-E 503
•CM-SKIT 505
•CVVBF• 496
•CVVDP 497
•CVVF• 496
•CVVFM•••• 496
•CVVOF• 496
•EAF• 501
•EBF•-B 498
•EF•-B 498
•EF•-S 498
•EM•-B 498
•EM•-S 498
•ES•-B 498
•E-SKIT 500
•HBF• 450
•HBF•-B 450

Page #

•HBF•-S 450
•HBF•-SS 450
•H-BRKIT 456
•HDP-A 454
•HDP-H•DC 454
•HF• 450
•HF•-B 450
•HF•-BOP 457
•HF•-S 450
•HF•-SS 450
•HF•-SS-BOP 457
•HOF• 450
•H-RKIT 456
•HSBF•-B 458
•HSBF•-S 458
•HSF•-B 458
•HSF•-S 458
•H-SKIT 455
•H-SRKIT 456
•H-SSRKIT 456
•HTBF• 473
•HTBF•• 473
•HTBF••-SS 473
•HTBF•-SS 473
•HTDP 475
•HTF• 473
•HTF•• 473
•HTF••-SS 473
•HTF•-SS 473
•HTJB• 475
•HTM• 473
•HTOF• 473
•HTOF•• 473
•HTOM• 473
•HTRB• 475
•KBF• 459
•KBF•-SS 459
•KDP-K•DC 460, 469
•KF• 459
•KF•-SS 459
•KOF• 459
•K-SKIT 460
•PDF• 482
•PDM• 482
•SFBP 55
•SFNPCS 55
•SFNPSS 55
•SFSK-BAYLAST 55
•SFSK-TES 55
•SFSK-VI 55

Page #

•STBF• 479
•STBF•• 479
•STBF••-SS 479
•STBF•-SS 479
•ST-BMK 481
•STDP-A 481
•STF• 479
•STF•• 479
•STF••-SS 479
•STF•-SS 479
•STOF• 479
•STOF•• 479
•ST-SKIT 481
•TDP 495
•TM• 494
•TRBF• 472
•TRF• 472
•TR-SKIT 472
•VBF•-B-E 466
•VBF•-E 466
•VBF•-SS-E 466
•V-BRKIT 471
•VDP-A 469
•VDP-V•DC 469
•VEPBF• 483
•VEPDP-A 484
•VEPF• 483
•VEPF•-BOP 486
•VEPFH• 485
•VEPFP• 485
•VEPOF• 483
•VF•-B-E 466
•VF•-E 466
•VF•-SS-E 466
•VJM• 464
•VM• 464
•VM•-B 464
•VM•-B-E 467
•VM•-E 467
•VM•-SS 464
•VM•-SS-E 467
•V-RKIT 471
•V-SKIT 470
•V-SSRKIT 471
•WBF•-B 487
•WBF•-B-HN 487
•WDP 488
•WF•-B 487
•WF•-B-HN 487
•W-RKIT-V2 489

Page #

•WSBF• 490
•WSBF•-SS 490
•WSDP-A 492
•WSF• 490
•WSF•-BOP 493
•WSF•-SS 490
•WSF•-SS-BOP 493
•WSFH• 491
•WSFP• 491
•WSOF• 490
•WS-RKIT 492
•WS-SKIT 492

••CVVBF•• 496
••CVVDP 497
••CVVF•• 496
••EF••-B 498
••EF••-S 498
••EM••-B 498
••E-SKIT 500
••HBF•• 452
••HBF••-B 452
••HBF••-S 452
••HBF••-SS 452
••H-BRKIT 456
••HDP-A 454
••HF•• 452
••HF••-B 452
••HF••-S 452
••HF••-SS 452
••HOF•• 452
••H-RKIT 456
••H-SKIT 455
••H-SRKIT 456
••H-SSRKIT 456
••HTBF•• 473
••HTF•• 473
••HTOF•• 473
••KBF•• 459
••KF• 459
••K-SKIT 460
••STBF•• 479
••STF•• 479
••STOF•• 479
••VBF••-B-E 466
••VBF••-E 466
••VBF••-SS-E 466
••VDP-A 469
••VEPBF•• 483
••VEPDP-A 484

MURDOCK industrial | Sales@MurdockIndustrial.com www.HoseWarehouse.com | Phone: 330-535-7105 Fax: 330-535-1125 | Skype: MurdockIndustrial

Part Number Index

Page #

••VEPF•• 483
••VEPF••-BOP 486
••VEPFH•• 485
••VEPFP•• 485
••VEPOF•• 483
••VF••-B-E 466
••VF••-E 466
••VF••-SS-E 466
••VJM•• 464
••VM•• 464
••VM••-B 464
••VM••-E 467
••VM••-SS 464
••VM••-SS-E 467
••V-SKIT 470
••WBF••-B 487
••WBF••-B-HN 487
••WDP 488
••WF••-B 487
••WF••-B-HN 487
••W-RKIT-V2 489
••WSBF•• 490
••WSBF••-SS 490
••WSDP-A 492
••WSF•• 490
••WSF••-BOP 493
••WSF••-SS 490
••WSF••-SS-BOP 493
••WSFH•• 491
••WSFP•• 491
••WSOF•• 490
••WS-RKIT 492
••WS-SKIT 492

0••• 273, 274, 888
0•••• 888
0•••R 273
001-•••• 912
0010•••C 912
0304C-• 515
0304C-•• 515
0306-• 516
0306-•• 516
0318-• 515
0318-•• 515
0319-• 515
0319-•• 515
0610-4 751
0817•• 888
0817BL100 888
09-31•-00001 819

Page #

1• 280
1•• 273
1••• 273, 274, 279, 888
1•••• 264, 888
1•••R 273
1••R 273
10-076-004 418
100-A-•• 131
100-AA-•• 154
100-A-HA 150
100-AL-•• 160
100AWBPSTSS 162
100AWSPSS 162
100-B-•• 132
100BHAN-AL 53
100-C-•• 108, 134
100-D-•• 139
100D-90•• 158
100DA-90•• 157
100-DC-•• 146
100DHAN-AL 53
100-DL-•• 160
100-DP-•• 149
100DWBPSTSS 161
100DWSP•• 161
100-E-•• 109, 142
100-E-HA 150
100-F-•• 145
100-F-HA 150
100-G-•• 168, 169
100-G-••• 168, 170
100GTFACC 170
100GTFVI 169
100GTHK 168
100-HP-SP 165
100PRSCSS 171
100TP 906
1010-6 751
1012CIPUSH 904
1015-DA-•• 152
102••••BSPT 212
102••••C 211
102••••CLF 211
10210-64 751
1025P•••• 359
103-•••• 211
103••••C 211
104••••C 212
104••••CLF 212
104••••SS 212

Page #

105-•••• 217
105••••C 217
1091P•••• 889
1091U•••• 889
1091U••R00 889
1092T•••• 889
1094P•••• 889
1094U•••• 889
1094U••R00 889
10-DBHU-10 708
10-DCAP 710
10-DELU-10 709
10-DFC-• 707
10-DFPLUG 710
10-DMC-• 707
10-DTTT-10 709
10-DU 708
11-009-••• 415
1125A 845, 846
112D 846
112DNS 846
112DSK 846
114/2D-TK 847
1143A 845, 846
114D 846
114DAL-AV-16 847
114DAL-AV-19 846
114DAL-AV-25 847
114D-AV 847
114D-AV-06ASM 847
114DAVR 847
114DAV-SK 847
114DNS 846
114DSK 846
11963 685
1204-••-•• 511
1208•• 888
1217AR-• 365
1217AR-4•• 365
1217AR-4AK-KSW 364
1217AR-4AKWF 366
1217FRAME 365
1231-••-•• 508
1234-••-•• 512
1238-••-•• 509
124••••K 213
1240-••-•• 510
1250-94 847
1250SK 847
1251-••H 522
1254-••H 515

Page #

1255-••H 510
125-A-•• 131
125-AA-•• 154
125-B-•• 132
125-C-•• 134
125C-90•• 158
125-D-•• 139
125D-90•• 158
125-DP-•• 149
125-E-•• 142
125-F-•• 145
125-G-•• 168, 169
125-G-••• 168, 170
125GTFACC 170
125GTFVI 169
125GTHK 168
126-•••• 213
126••••C 213
128P•LJ15 89
128P•SO15 89
129••••C 214
129••••CLF 214
129••••SS 214
12-DBHU-12 708
12-DCAP 710
12-DELU-12 709
12-DFC-•• 707
12-DFE-12 708
12-DFE-8 708
12-DFPLUG 710
12-DMC-• 707
12-DMC-•• 707
12-DME-12 708
12-DME-8 708
12-DRATT-16 708
12-DRATT-8 708
12-DTMT-•• 709
12-DTTM-12 709
12-DTTM-8 709
12-DTTT-• 709
12-DTTT-12 709
12-DU 708
12P• 90
12SFO 526
12SFXO 526
13•• 566
13•••• 566
1310-8 751
134-•••• 214
134••••C 214
139-•••• 216

MURDOCK industrial | Sales@MurdockIndustrial.com www.HoseWarehouse.com | Phone: 330-535-7105 Fax: 330-535-1125 | Skype: MurdockIndustrial

Page #

139••••C 216
13BNH 566
13CB-•.•• 566
13H-G••• 589
13H-G•••RJT 587
13HS-•• 623
13HS-••• 623
13IB 566
13IB6 566
13ILB••• 594
13ILB•••-••• 594
13ILH••• 594
13ILH•••-••• 594
13LW 566
13MHHM••• 564
13MHHM••-•• 564
13MHHM•••-••• 564
13MHHM•••-•••SN 564
13MHHM••-••SN 564
13MHHM•••SN 564
13MHHM-3P••• 565
13MHHM-3P•••• 565
13MHHM-3P•••••• 565
13MHHM-DP••• 564
13MHHM-DP•••• 564
13MHHM-DP•••••• 564
13MHHM-Q•• 564
13MHHM-Q••• 564
13MHHM-Q•••••• 564
13MHHV••• 599
13MHLA••• 565
13MHLA100-150 565
13MHP•• 565
13MHPV••• 599
13MO••• 565
13MO•••• 565
13MO100-150 565
13NHN-G•• 624
13NHN-G•••-••• 624
13PS-•• 623
13PS-••• 623
13PV-••• 602
13RBN-G•••RJT 587
13R-G•••DIN 585
13R-G•••SMS 586
13RP 566
13RP6 566
13SLN 566
13SN 566
13WGC••• 566
13WGC100-150 566

Page #

13WN• 566
13WNX 566
14003•-•• 471
1404-•-• 519
1404-•-•• 519
1404-••-• 519
1404-••-•• 519
1405-•-• 519
1405-••-• 519
1405-••-•• 519
14-19-G••• 591
142-•••• 216
1420•••C 216
143-•••• 216
1430•••K 216
1430407KLF 216
144-•••• 217
144••••K 217
144F-• 719
145-•••• 217
145••••K 217
149F-•-• 718
149F-••-• 718
149F-••-•• 718
14A-G••• 590
14A-R•••DIN 585
14A-R•••RJT 587
14A-R•••SMS 586
14MPHR-G••• 570
14MPHR-G••••• 570
14MPHR-G•••••• 570
14MPHRL••• 570
14MPHR-R•• 570
14MPHR-R••• 570
14MPHR-R•••• 570
14MPHR-R••••• 570
14MPHR-R•••••• 570
14MPHT-R•• 569
14MPHT-R••• 569
14MPW-R•• 568
14MPW-R••• 568
14PRF-G••• 590
14QMP-G••• 577
14R-G••• 590
14RMP-G••• 568
14RMP-R••• 568
14VB-R••• 613
14WHRL-R••• 608
14WI-G••• 595
14WI-R••• 595
14WLI-G••• 595

Page #

14WLI-R••• 595
14WLMP-G••• 567
14WLMP-R••• 567
14WMP-G•• 567
14WMP-G••• 567
14WMP-G•••• 567
14WMP-R•• 567
14WMP-R••• 567
14WMP-R•••• 567
14WMV-R••• 599
14WMX-R••• 599
14WQ-G••• 596
15•0904C 914
15•0909C....
1500SK 848
1501-•-• 520
1501-•-•• 520
1501-••-• 520
1501-••-•• 520
1502-•-• 520
1502-••-•• 520
1503-•-• 520
1503-••-•• 520
15030FXF••00000 50
150-A-•• 131
150A-90•• 157
150-AA-•• 154
150-A-ALH 131
150-A-HA 150
150-AL-•• 160
150AWBPST•• 162
150AWSP•• 162
150-B-•• 132
150B-90•• 158
150-B-ALH 132
150-C-•• 108, 134
150C-90•• 158
150-C-ALH 134
150CNOSSS 135
150-D-•• 139
150D-90•• 158
150DA-90•• 157
150-D-ALH 139
150-DC-•• 146
150-DC-ALH 146
150DC-L•• 147
150-DD-•• 154
150-DL-•• 160
150-DP-•• 149
150-DP-ALH 149
150DWBPST•• 161

Page #

150DWSP•• 161
150-E-•• 109, 142
150-E-ALH 142
150-E-HA 150
150ENOSSS 144
150-F-•• 145
150F-•-• 718
150F-90AL 159
150-F-ALH 145
150-F-HA 150
150-G-•• 168, 169
150-G-••• 168, 170
150GPCTF 40
150GTF•• 169
150GTFACC 170
150GTHK 168
150TP 906
1510-B-•• 155
1510-C-•• 155
1510-D-•• 156
1510DAAL 152
1510-DA-SS 152
1510-E-•• 156
1520-AA-•• 154
1520-DA-•• 152
1520-F-•• 156
1540•••K 914
156....76
156-•••• 914
1565U 848
158-•••• 914
159F-•-• 719
15A-G••• 591
15A-R•••DIN 585
15A-R•••RJT 587
15A-R•••SMS 586
15B15-••RAF 739
15B15-••RAS 739
15B15-••RBF 739
15B15-100RAF 739
15B15-100RAS 739
15B15-100RBF 739
15R-G••• 591
15WI-G••• 595
15WI-R••• 595
15WLI-G••• 595
15WLI-R••• 595
16-••• 450, 454
16-•••A 454
1610-10 751
163••00C 672

MURDOCK industrial | Sales@MurdockIndustrial.com www.HoseWarehouse.com | Phone: 330-535-7105 Fax: 330-535-1125 | Skype: MurdockIndustrial

Part Number Index

	Page #
1630•00CLF	672
164C-••	714
164C-••-••-••	714
165-••••	661
165••••C	661
165••••CLF	661
165C-••	714
166-••••	660
166••••C	660
166••••CLF	660
166FSV-•-•	718
169-••••	665
1690•••C	665
169C-••••	713
16A-G•••	591
16AI-14I•••	596
16AI-14I•••R	596
16AI-15I•••	596
16AI-15I•••R	596
16AMP-G••••	569
16AMP-G••-••	569
16AMP-G•••-•••	569
16AMP-R•••	569
16AMP-R••••	569
16AMP-R••-••	569
16AMP-R•••-•••	569
16AMP-R•••DIN	585
16AMP-R•••SMS	586
16AMV-G•••	600
16AMV-R•••	600
16AQ-G•••	596
16-DBHU-16	708
16-DCAP	710
16-DELU-16	709
16-DFC-••	707
16-DFE-16	708
16-DFPLUG	710
16-DMC-••	707
16-DME-••	708
16-DTTM-••	709
16-DTTT-••	709
16-DU	708
16SFO	526
16SFXO	526
16STDP-A	481
16STF16-SS	479
16ST-SKIT	481
17-•••	451, 454
17-•••A	454
17-016-107	422
170C-••••	713
171C-••••	715
172••••C	663
172C-••••	714
174-••••	660
1740•••C	660
176-••••	663
1760•••C	663
1765A	220
176C-0402	715
177-••••	215
177••••C	215
177••••SS	215
177-••••SS	215
177C-0402	714
178••••C	210, 236
178••••SS	210
1780•0•CLF	210
179-••••	215
179••••C	215
179••••SS	215
179-••••SS	215
1790•••CLF	215
1790604BARB	215
179C-••••	713
18-•••	461, 462
18-•••-•••	425, 427
18•57	434
180••••F	233
180••••FSS	233
182••••S	233
182••••SS	233
183••••K	231
183••••KSS	231
184••••A	232
18-458-00017	835
185-••••	232
185••••K	232
187	76
187-••••	232
187••••K	232
188-••	527
189	750, 800
189DH	800
19-•••	462
1910-12	751
1BRBF•-B-7	325
1BRF•-B-7	325
1BRGM•-B-7	325
1BRM•-B-7	325
1BRS•.••-B-7	325
1HDP	454, 469
1-HR1004	882
1-HR1004-3	882
1-HR1004A	882
1WAYBV•••	542
1WAYBV•••SW	542
1WAYBV•••VIC	542
2	280
2•	280
2••	273
2•••	273
2••••	255, 264
2•••-••	423-425
2•••R	273
2••R	273
200••••C	218
2000L	47
200-A-••	131
200A-90••	157
200-AA-••	154
200-A-ALH	131
200-A-HA	150
200-AL-••	160
200-AL-SSANSI	160
200AWBPST••	162
200AWSP••	162
200-B-••	132
200B-90••	158
200-B-ALH	132
200-C-••	108, 134
200C-90••	158
200-C-ALH	134
200CNOSSS	135
200-D-••	139
200D-90••	158
200DA-45••	157
200DA-90••	157
200-D-ALH	139
200DBAL	755
200-DC-••	146
200-DC-ALH	146
200DC-L••	147
200-DD-••	154
200DD-45••	157
200DD-90••	157
200-DL-••	160
200-DP-••	149
200-DP-ALH	149
200DWBPST••	161
200DWSP••	161
200-E-••	109, 142
200E-90••	159
200-E-ALH	142
200-E-HA	150
200ENOSSS	144
200-F-••	145
200F90AL	159
200F-90SS	159
200-F-ALH	145
200-F-HA	150
200-G-••	168, 169
200-G-•••	168, 170
200GPC••	40
200GTF••	169
200GTFACC	170
200GTHK	168
200-HRP-••	165
200-HSCRP-SI	165
200-LH-••	165
200-PC-••	40
200PRSC••	171
200-PV-9	47
200-TCA-••	58
200TP	906
200YDAAAL	164
2010-DA-••	152
2015-A-••	155
2015-B-••	155
2015-B-ALNST	183, 786
2015-C-••	155
2015-D-••	156
2015-DA-••	152
2015-E-••	156
2015-F-••	156
2025-DA-••	152
2025-D-ALNST	183, 786
2025-F-ALNST	183, 786
2030-A-••	155
2030-AA-••	154
2030-B-••	155
2030-DA-••	152
2030-DD-••	154
2030-F-••	156
2040-AA-••	154
2040-DA-••	152
206	76
207BH•	677
207BH••	677
20SFO	526
20SFXO	526
211-••••C	672
212	76

MURDOCK industrial | Sales@MurdockIndustrial.com www.HoseWarehouse.com | Phone: 330-535-7105 Fax: 330-535-1125 | Skype: MurdockIndustrial

Page #

213••00CLF 671
2143SEALBU 29
219-•••• 672
219••00C 672
21MP-G••• 571
21MP-G••••• 571
21MP-G•••••• 571
21MP-R•• 571
21MP-R••• 571
21MP-R•••• 571
21MP-R••••• 571
21MP-R•••••• 571
2210-14 751
2211CBB••••••4 628
2211CBB••••••F1 628
2211EBB••••••F1 629
2211EBB••••••F4 629
2221CBB••••••F1 628
2221CBB••••••F4 628
2221EBB••••••F1 629
2221EBB••••••F4 629
225 76
228-•••• 670
228••••C 670
22MP-G••• 572
22MP-G••••• 572
22MP-G•••••• 572
22MP-R•• 572
22MP-R••• 572
22MP-R•••• 572
22MP-R••••• 572
22MP-R•••••• 572
230FXF••00000 50
233 ..... 750, 799
234-80-• 846
2404-•-• 511
2404-•-•• 511
2404-••-•• 511
2405-•-• 511
2405-•-•• 511
2405-••-• 511
2405-••-•• 511
24PFX•.••• 103
24SFO 526
24SFXO 526
250 76
2500HB0000 99
2500L 47
2500SFV 48
2501-•-• 513
2501-•-•• 513

Page #

2501-••-• 513
2501-••-•• 513
2503-•-• 514
2503-••-• 514
2503-••-•• 514
250-A-•• 131
250-B-•• 132
250-C-•• 134
250-D-•• 139
250-DC-•• 146
250-DP-•• 149
250-E-•• 142
250-F-•• 145
250-G-•• 168, 169
250-G-••• 168, 170
250GTF•• 169
250GTHK 168
2510-16 751
2520-DA-•• 152
2530-AA-•• 154
2530-DA-•• 152
2540-AA-•• 154
25H-••• 589
25H-•••••• 589
2601-•-•-• 514
2601-••-••-• 514
2601-••-••-•• 514
2603-• 514
2603-•• 514
268B•••• 212
269C-•••• 713
2700LN-• 515
2700LN-•• 515
2701LN-• 516
2701LN-•• 516
270AT 230
271-•••• 223
271••••C 223
272••••C 223
272••••SS 223
272••••W 230
2720•••CLF 223
273-•••• 224
273••••C 224
274••••C 224
274••••CBC 224
275 76
278••••C 225
2789•••CBC 225
280-•••• 225
280••••C 225

Page #

280••••CBC 225
282-•••• 226
282••••C 226
282••••CBC 226
284-•••• 227
286-•••• 227
287-•••• 228
287••••C 228
287••••CBC 228
287••••SS 228
287-••••SS 228
2870407CLF 228
288-•••• 228
288••••C 228
288••••CBC 228
288-••••SS 228
289-•••• 228
289••••C 228
289-••••SAE 228
2890••••SAE 228
290-•••• 229
290••••C 229
2909••••CBC 229
292••••C 229
292••••CBC 229
292-0••• 229
294-•••• 229
294••••C 229
294••••CBC 229
294-••••SS 229
296••••C 225
296••••CBC 225
296••••SS 225
2CJBF•-B 320
2CJBM•-B 320
2CJF•-B 320
2CJF2-B 374
2CJM•-B 320
2CM4S2.5-B-E 504
2CM9S2.5-B 505
2CM9S2.5-B-E 505
2CMS2.5-B 503
2CMS2.5-B-E 503
2D••-B 312, 313, 315
2D••-S 312, 313
2DB••-B 312
2DB•-B 315
2-DFC-• 707
2-DMC-• 707
2DS•-B 314
2DS•-S 314

Page #

2-DTMT-2 709
2-DTTM-2 709
2-DU 708
2FB•-B 315
2FBF•-B 312
2FF•-B 312
2FF•-S 312
2FF2 312
2FM•-B 313
2FM2 313
2FS•-B 314
2FS•-S 314
2FS2.5-B 314
2-HR1004-3 882
2-HR1005 882
2J••-B 317
2JB•-B 317
2JF•-B 317
2JS•-B 317
2L•2-B 322
2MF•-B 318
2MF•-PL 318
2MM•-B 319
2MM•-PL 319
2MS•-B 319
2MS•-PL 319
2MS2.5-PL 319
2NKS2 324
2SHD•• 321
2SHDS• 322
2U••-B 323
2WAYBV••• 543
2WAYBV•••SW 543
2WAYBV•••VIC3 543
2WCA••••F-• 815
2WCA••••F-SP-• 815
2WSA••••F 815
2WSA••••F-•• 815

3 280
3•• 273
3••• 258, 259, 273
3•••• 258, 259, 264
3•••-•• 422, 424, 425
3•••R 273
3••R 273
30-••• 494
30-•••DP 495
30••RDSSAP 41
300-•-• 526
300-•-•• 526

MURDOCK industrial | Sales@MurdockIndustrial.com www.HoseWarehouse.com | Phone: 330-535-7105 Fax: 330-535-1125 | Skype: MurdockIndustrial

Part Number Index

	Page #
300-••-••	526
3000••••	354
3002••••	445
300300MAE	44
3004••••	445
3004030MAE	44
3006••••	445
3009••••	351, 445
300-A-••	131
300A-90••	157
300-AA-••	154
300-A-ALH	131
300-A-HA	150
300-AL-••	160
300-AL-SSANSI	160
300-ALT-••	36
300ASSSAP	41
300AWBPST••	162
300AWSP••	162
300-B-••	132
300B-90••	158
300-B-ALH	132
300BR••••	654
300-C-••	108, 134
300C-90••	158
300-C-ALH	134
300CNOSSS	135
300-D-••	139
300-D•-ALPH	45
300D-90••	158
300DA-45••	157
300DA-90••	157
300-D-ALH	139
300DAT••SS	152
300DBAL	755
300-DC-••	146
300-DC-ALH	146
300DC-L••	147
300-DD-••	154
300DD-45••	157
300DD-90••	157
300-DL-••	160
300-DLT-AL	36
300-DP-••	149
300-DP-ALH	149
300DWBPST••	161
300DWSP••	161
300-E-••	109, 142
300E-90••	159
300-E-ALH	142
300-E-HA	150
300EL90••	664
300EL90•••	664
300ENOSSS	144
300-F-••	145
300F-90SS	159
300-F-ALH	145
300-F-HA	150
300FT••	668
300FT•••	668
300-G-••	168, 169
300-G-•••	168, 170
300GPC•	40
300GTF••	169
300GTFACC	170
300GTHK	168
300GTHKBF	169
300GTTFBL	37
300GTTFCB	37
300GTTFK	37
300GTTFTK	37
300H-PADBR	166
300H-PADSS	166
300-HRP-••	165
300-HSCRP-SI	165
300-LH-••	165
300-MAE	44
300MICAP••	671
300MICAP•••	671
300MIU••	657
300MIU•••	657
300-PC-••	40
300PC••AP	41
300PRSC••	171
300RHC••	656
300RHC•••	656
300-SFC-••	40
300SSSG	860
300-TCA-••	58
300-TFA	46
300-TFG	44
300TP	906
3010-RC-SS	40
3014••••	350
3015-DA-••	152
3015-F-••	156
302••••C	664
302••••CLF	664
3020-A-••	155
3020-B-••	155
3020-C-••	155
3020-D-••	156
3020-DA-••	152
3020DAT••SS	153
3020-E-••	156
3020-F-••	156
3020-RD-••	40
3025-A-ALNST	183, 786
3025-B-ALNST	183, 786
3025-C-••	155
3025-DA-••	152
3025-D-ALNST	183, 786
3025-E-••	156
3025-F-ALNST	183, 786
30-300F	494
304••••C	665
3040•••CLF	665
3040-A-••	155
3040-AA-••	154
3040ALTAL	36
3040-B-••	155
3040-C-••	155
3040-DA-••	152
3040-DD-••	154
3040DLTAL	36
3040-F-••	156
306	76
306-••••	667
3060-DA-••	152
31••	367
31-•••	494
31-•••DC	495
3101••••	359
3102••••	353, 360, 445
3102••••DOT	333
3103••••	352
3103••••DOT	335
3104••••	353, 354, 360, 445
3104••••DOT	334
3106••••	353, 354, 359
3106••••DOT	333
3108••••	352, 359
3108••••DOT	334
3109••••	351, 354, 358
3109••••DOT	333
3113••••	351
3114••••	358
3114••••DOT	332
3115••••DOT	332
3116••••	353, 359
3116••••DOT	333
3126••••	353, 360
3129••••	351
3140••••	353, 354, 360
3140••••DOT	335
31440-225AL	29
3148••••	352
3148••••DOT	335
31665660DOT	334
3175••••	350, 354, 358
31825600DOT	334
31835600DOT	335
3199••••	360
3210-20	751
322-••••	668
322••••C	668
322••••CLF	668
324-••••	670
324••••C	670
3240606CLF	670
326-••••	670
326••••C	670
3260404CLF	670
32P•LJ15	89
32P•SO15	89
32PFX•.•••	103
32SFO	526
32SFXO	526
330FXF••00000	50
33155614	354
340-••-••	526
35••	328
35-•••-••	243
35-•••-10	561
35••WF	328
35••WF2	328
350	76
3533••	163
3534••	163
3543••	163
3544••	163
3601••••	348
3602••••	349
3604••••	349
3606••••	348
3615••••	348
3675••••	348
370••••C	662
3700•••CLF	662
3701212C	365
3710•••C	657
3710•••CLF	657
373••••C	659
373••••CLF	659

MURDOCK industrial | Sales@MurdockIndustrial.com www.HoseWarehouse.com | Phone: 330-535-7105 Fax: 330-535-1125 | Skype: MurdockIndustrial

Page #

375 76
375••••C 659
375••••CLF 659
377••••C 655
377••••CLF 655
379••••C 662
38025600 347
3804•••• 347
3805•••• 346
3806•••• 346
3810-24 751
3816•••• 346
3889•••• 347
390-•-•• 526
390-••-•• 526
391137 845
3CJBF•-B 320
3CJBM•-B 320
3CJF•-B 320
3CJM•-B 320
3D••-B 312, 313, 315
3D••-S 312, 313
3DB••-B 312, 313
3DS•-B 314
3DS•-S 314
3FB• 315
3FBF3 312
3FBM3 313
3FF• 312
3FF3-S 312
3FM• 313
3FS3-S 314
3-HR1004-3 882
3-HR1005 882
3J•• 317
3JB• 317
3JF• 317
3JS• 317
3MF3-PL 318
3MM•-PL 319
3MS3-PL 319
3NBM4 294
3NCS4 294
3NM4 294
3N-SKIT 295
3S-•-15U-GFB•SS 620
3S-•-2U-GFB•SS 620
3TF3 494
3TM3-PV 494
3TM3-SS 494
3TM3-SS-PV 494

Page #

3U••-B 323

4 280
4•• 273, 279
4••• 275
4•••-•• 422-427
4•••-••• 423-426
4•••-••R 422, 423, 425
4•••-••RF 422
4•••-••RL 425
4••R 273
40••REV90 811
400-•-ALGT 30
40022ALTAL 36
40022DLTAL 36
400-A-•• 131
400-A-••INSERT 131
400A-90•• 157
400-AA-•• 154
400-A-ALH 131
400-AA-MI 154
400-AL-•• 160
400-ALT-•• 36
400-AS-AL 164
400AWBPST•• 162
400AWSP•• 162
400-B-•• 132
400-B-ALH 132
400-C-•• 108, 134
400-C-••INSERT 134
400C-90•• 158
400-C-ALH 134
400-CVR-AL 33
400-D-•• 139
400-D•-ALPH 45
400D-90•• 158
400DA-45•• 157
400DA-90•• 157
400-D-ALH 139
400-DC-•• 146
400-DC-ALH 146
400DC-L•• 147
400-DD-•• 154
400DD-45•• 157
400DD-90•• 157
400-DDVR-AL 33
400-DL-•• 160
400-DLT-AL 36
400-DP-•• 149
400-DP-ALH 149
400-DVR-AL 34

Page #

400DWBPST•• 161
400DWSP•• 161
400DWX5TC 57
400-E-•• 109, 142
400E-90•• 159
400-E-ALH 142
400-F-•• 145
400-F-ALH 145
400-G-•• 168, 169
400-G-••• 168, 170
400GAGFI 164
400-G-BUSS 56
400GPCTF 40
400GTF•• 169
400GTHK 168
400GTHKBF 169
400GTTFBL 37
400GTTFCB 37
400GTTFK 37
400GTTFTK 37
400-LH-•• 165
400-PC-•• 40
400-TCA-•• 58
400-TLT-AL 35
400TP 906
401 76
401-01 444
401-01S 444
4020-DA-•• 152
4025-DA-•• 152
4030-A-•• 155
4030-B-•• 155
4030-C-•• 155
4030-CVR-AL 33
4030-D-•• 156
4030-DA-•• 152
4030-DAVR-AL 33
4030-DVR-AL 34
4030-E-•• 156
4030-F-•• 156
4030-MAE 44
4030-RD-•• 40
40321TF 37
40322TF 37
40323BL 37
40323TF 37
40364BL 37
40364TF 37
4050-AA-•• 154
4050-DA-•• 152
4050-DD-•• 154

Page #

4055-3 751
4060-A-•• 155
4060-AA-•• 154
4060-DA-•• 152
4060-DD-•• 154
40A-45TCAL 58
40BS-H••• 593
40BS-O••• 593
40BS-S••• 593
40IE••• 597
40IH••• 597
40IT••• 597
40IV••• 598
40MP-E••• 578
40MP-EZ••• 583
40MPF-E••• 581
40MPF-E•••• 581
40MPF-SFY••• 581
40MPF-SFY•••• 581
40MPF-U••• 580
40MPF-U•••• 580
40MPF-UW••• 580
40MPF-XW••• 581
40MPF-XW•••• 581
40MP-G••• 580
40MP-G•••• 580
40MP-GR••• 582
40MP-GRE••• 582
40MP-SFY••• 579
40MP-SFYZ••• 583
40MPS-U••• 582
40MP-U••• 578
40MP-U•••DIN 588
40MP-U•••RJT 588
40MP-U•••SMS 588
40MP-UW••• 578
40MP-UZ••• 583
40MPV-G••• 603
40MPV-U••• 603
40MP-XC••• 579
40MP-XW••• 579
40PFX•.••• 103
40QH••• 598
40QT••• 598
40SFO 526
41440-225AL 29
41450-DCAL 29
4-1460-AL 37
418 76
41FL-• 719
41FS-• 719

MURDOCK industrial | Sales@MurdockIndustrial.com www.HoseWarehouse.com | Phone: 330-535-7105 Fax: 330-535-1125 | Skype: MurdockIndustrial

Part Number Index

	Page #
4215-••	426
42777••-000•	439
42F-•	718
42MP-E••	578
42MP-G••	580
42MP-GRE••	582
42MP-SFY••	579
42MP-U••	578
42MP-UW••	578
42MP-XC••	579
42MP-XW••	579
430FXF••00000	50
430TFTFLAL•••••	53
430TFXTFAL•••••	53
4315-••	426
4316-50	426
4328-50	426
43HTFTFLAL•••••	53
43HTFXTFAL•••••	53
440TFXTFAL•••••	53
44-251-00006	830
44HTFXTFAL•••••	53
450	76
4500-5	29
4500RK	29
4500RK-V	29
450-4S	891
450TFXTFAL•••••	53
4510-28	751
452•••	368
4530	29
4530SG	29
4540	29
4540DC	30
4540DC-1200	30
4540F	29
4540SG	29
4540SG-RK•	29
45CIPUSH	904
45HTFXTFAL•••••	53
46-003-00001	792
46-011-00418	792
46-030-00025	830, 835, 837
46F-•-•	717
46F-••-•	717
4895••••	357
48F-•-•	717
48F-••-•	717
48F-••-••	717
48P•LJ15	89
48P•SO15	89
48PFX•.•••	103
48SFO	526
4D••-B	312, 313
4D••-S	312
4DB••-B	312
4-DBHU-4	708
4-DCAP	710
4-DELU-4	709
4-DFC-•	707
4-DFE-2	708
4-DFPLUG	710
4-DMC-•	707
4-DME-•	708
4-DRATT-2	708
4DS•-B	314
4DS•-S	314
4-DTMT-4	709
4-DTTF-4	709
4-DTTM-4	709
4-DTTT-4	709
4-DU	708
4-DU-2	708
4EA-SKIT	501
4FAMT	83
4FAMTL	83
4FB•	315
4FBF4	312
4FBM4	313
4FF•	312
4FF4-S	312
4FM•	313
4FS•	314
4FS4-S	314
4HF4-HV	453
4-HR1005	882
4K-•-DP	460
4KDP	460
4N4N	295
4NBF•	293
4NBF•-B	293
4NBM•	294
4NBM•-B	294
4NF•	293
4NF•-B	293
4NF•-SS	293
4NM•	294
4NM•-B	294
4NM•-SS	294
4NM6-S	294
4NS•	294
4NS•-B	294
4NS•-B-WF	296
4NS•-S	294
4NS•-SS	294
4NS•-WF	296
4N-SKIT	295
4P•	90
4PF•	297
4PF•-FS	298
4PF6-B	297
4PF6-S	297
4PM•-FS	298
4PS•	298
4PS•-B	298
4PS•-FS	298
4PS•-WF	299
4PS6-9	298
4PS6-S	298
4PSG	38
4RKOBU	53
4RKOVIVI	53
4SHD••	321
4SHDS•	322
5	280
5••	273, 279
5••••	272
5••-••	424
5•••-••	422-425, 427
5•••LP	881
5••R	273
500•••••	445
5000-•	519
5000-••	519
5000-•-•	519
5000-••-••	519
5000-24	29
5000-24L	29
5000-25	29
500-A-••	131
500-AA-••	154
500AN•	754, 862
500-AN7	754, 862
500AWBPST••	162
500AWSP••	162
500-B-••	132
500BFP	245
500-C-••	134
500-D-••	139
500DA-90••	157
500-DC-••	146
500-DD-••	154
500-DP-••	149
500DWBPSTAL	161
500DWSP••	161
500-E-••	142
500-F-••	145
500-G-••	168
500GH4VBK	245
500GHV	244
500GHY	244
500GTCABF	59
500GTCABU	59
500GTCATF	59
500GTCATV	59
500GTCAVI	59
500GTCAVITHK	59
500GTFWB	169
500QCF	243
500QCFSS	243
500QCFV	243
500QCFVOR	243
500QCFVSG	243
500QCK	243
500QCKSS	243
500QCKV	243
500QCM	243
500QCMSS	243
500QCSG	243
500YC	244
501••••C	241
502••••CLF	241
50212••C	241
50212••SS	241
5030-DA-••	152
50312••C	241
504-••••	241
5040-C-••	155
5040-D-••	156
5040-DA-••	152
5040-E-••	156
50412••C	241
50412••SS	241
5060-AA-••	154
5060-DA-••	152
5061212C	241
5061212CLF	241
507-••••	240
50712••C	240
5071208SS	240
5071212CLF	240
50812••C	239
50812••SS	239

MURDOCK industrial | Sales@MurdockIndustrial.com www.HoseWarehouse.com | Phone: 330-535-7105 Fax: 330-535-1125 | Skype: MurdockIndustrial

Page #

5081208CLF 239
509-•••• 240
509••12C 240
5091212CLF 239
5091212SS 240
50-A-•• 131
50-B-•• 132
50-C-•• 134
50-D-•• 139
50-DC-•• 146
50-DP-•• 149
50-E-•• 142
50-F-•• 145
50-G-•• 168, 169
50-G-TF-VI 169
50-HP-SP 165
5110-32 751
5111A 220
5131212C 242
5141212C 239
5141212CLF 239
5141212SS 239
520••••• 445
5200-SFI 37
5200-SFI-3 37
5200-SFI-3-RK1 38
5200-SFI-3V-RK1 38
5200-SFI-RK1 38
5200-SFIV-RK1 38
5201-SFI 37
5201-SFI-RK1 38
5204....28
5204LNG 28
5204LSNG 28
5204LSNGP 28
5204NG 28
5205-RK4 29
5300....28
5300B 28
5300BC 28
5300G 28
5354K21 28
5400....28
5400B 28
5400G 28
5404-• 518
5404-•• 518
5404-•-• 518
5404-••-• 518
5404-••-•• 518
5406-•-• 518

Page #

5406-••-• 518
5406-••-•• 518
5406C-• 522
5406C-•• 522
5500-• 519
5500-•• 519
5502-• 520
5502-•• 520
5504-• 520
5504-•• 520
56-••• 459, 460
5600-• 521
5600-•• 521
5601-• 521
5601-•• 521
5602-• 521
5602-•• 521
5604-• 521
5604-•• 521
5605-• 521
5605-•• 521
56RBSG-•• 340
57-••• 459, 460
572-•••• 226
572••••C 226
574-•••• 226
574••••C 226
575-•••• 226
575••••K 226
578••••C 236
585••12C 235
586••12C 235
587••••K 235
588••12C 235
589••••K 235
59-••• 703
59•1616C 202
590••••C 234
590••12CLF 234
591••••C 234
591••12CLF 234
591••12SS 234
5911•1•W 242
5911212F 242
5911212N 242
592••••K 234
5921212KLF 234
595••••K 237
5951616K 202

6....280

Page #

6•• 279, 343, 344
6••• 343, 344
6•••• 673, 675, 677, 703
6••-•• 423
6•••-•• 427
600-••-•• 526
6000-•• 42
6000-••C 43
6000ASAL 44
6000-SSA 44
600-A-•• 131
600-AA-•• 154
600-A-ALH 131
600-AL-•• 160
600-ALT-AL 36
600AWBPST•• 162
600AWSP•• 162
600-B-•• 132
600-B-ALH 132
600-C-•• 108, 134
600C-90•• 158
600-C-ALH 134
600-D-•• 139
600D-90•• 158
600DA-45•• 157
600DA-90•• 157
600-D-ALH 139
600-DC-•• 146
600-DC-ALH 146
600DC-L•• 147
600-DD-•• 154
600DD-45•• 157
600DD-90•• 157
600-DL-•• 160
600-DLT-AL 36
600-DP-•• 149
600-DP-ALH 149
600DWBPSTAL 161
600DWSP•• 161
600-E-•• 109, 142
600-E-ALH 142
600-F-•• 145
600-F-ALH 145
600-G-•• 168, 169
600GTFVI 169
600-HRP-•• 165
6030-DA-•• 152
6040-A-•• 155
6040-D-•• 156
6040-DA-•• 152
6050-DA-•• 152

Page #

60C-•• 715
60NAB• 339
60NAB•• 339
60PT-•• 716
60RB-•• 341
61-••• 558
61C-•• 716
61CL-•• 716
61NAB• 340
61NAB•• 340
61RB-•• 341
61RBSG-•• 340
6200....42
6200• 42
6200•• 42
62C-•• 712
62C-•••• 712
62CBH-•• 712
62NAB• 337
62NAB•• 337
62NABH• 337
62NBH• 337
62NBH•• 337
62NFBH• 337
62NFBH•• 337
6302••••WP2 726
6304••••WP2 726
63046056WP2 726
6306••••WP2 726
6315••••WP2 725
6316••••WP2 726
6322••••WP2 728
6325•••••WP2 725
6326••••WP2 727
6340••••WP2 726
6351••••WP2 727
6366••••WP2 728
6382••••WP2 728
6388••••WP2 728
639C-04 715
63NAB• 340
63PT-•••• 715
640-••-•• 526
6400....43
6401-•-• 508
6401-••-• 508
6401-••-•• 508
6403-• 508
6403-•• 508
6405-•-• 509
6405-••-• 509

MURDOCK industrial | Sales@MurdockIndustrial.com www.HoseWarehouse.com | Phone: 330-535-7105 Fax: 330-535-1125 | Skype: MurdockIndustrial

Part Number Index

	Page #
6405-••-••	509
6408HHP-•	510
6408HHP-••	510
6410-•-•	508
6410-•-••	508
6410-••-••	508
6410-40	751
64NAB•	339
64NAB••	339
64P•LJ15	89
64P•SO15	89
64PFX•.•••	103
6500	42
6500-•	512
6500-••	512
6500-•-•	512
6500-•-••	512
6500-••-••	512
6500A	42
6501-•-•	513
6501-••-•	513
6501-••-••	513
6502-•	513
6502-••	513
6503••••WP2	727
650-4S	891
6505-•-•	512
6505-••-•	512
6505-••-••	512
6505••••WP2	725
6506-•-•	512
6506-••-•	512
6506-••-••	512
650-6S	891
6508••••WP2	727
6509••••WP2	727
6530A	42
6530C	42
6579••••WP2	725
65NAB•	338
65NAB••	338
66••X•	342
66••X••	342
66•X•	342
6600-•	514
6600-••	514
6602-•	514
6602-••	514
66C-••••	712
66NAB••	336
66NAB•••	336
66NBH86	337
67RBSG-••	341
68••X•	342
68••X••	342
68•X•	342
68•X••	342
6803-•	510
6803-••	510
682C-••••	713
688-••	527
68C-••••	711
68CIPUSH	904
68NAB••••VS	336
68NAB•••VS	336
68NAB••VS	336
68RB-••••B	341
68RBSG-••••	341
69••X•	343
69••X••	343
69•X•	343
69•X••	343
690-••-••	526
6901-•-•	509
6901-•-••	509
6901-••-•	509
6901-••-••	509
69NAB••••VS	338
69NAB•••VS	338
69NAB••VS	338
69S••X••	344
69S•X•	344
69S•X••	344
6D••-B	312
6-DBHU-6	708
6-DCAP	710
6-DELU-6	709
6-DFC-•	707
6-DFE-4	708
6-DFPLUG	710
6-DMC-•	707
6-DME-•	708
6-DRATT-•	708
6DS•-B	314
6-DTMT-4	709
6-DTTT-6	709
6-DU	708
6-DU-4	708
7	280
7••	279
7•••LP	881
70••X•	343
70•X•	343
700013-•••	368
7065••••	355
70NAB••	337
70NAB•••	337
71••X•	345
71••X••	345
71•X•	345
71NAB•••VS	339
71NAB••VS	339
71S••X•	345
71S••X••	345
71S•X•	345
71S•X••	345
72••X•	344
72••X••	344
72•X•	344
72NAB•••VS	339
72NAB••VS	339
72S••X•	345
72S••X••	345
72S•X•	345
750	76
7550-A-••	131
7550-E-••	142
7550-F-••	145
75-A-••	131
75AWBPSTSS	162
75AWSPSS	162
75-B-••	132
75-C-••	134
75-D-••	139
75-DC-••	146
75-DP-••	149
75DWBPSTSS	161
75DWSPSS	161
75-E-••	142
75-F-••	145
75-G-••	168, 169
75-G-•••	168, 170
75GTFACC	170
75-G-TF-VI	169
75-HP-SP	165
75TH2R•••SS	446
7600HP	881
7610-48	751
7660••••	356
7665••••	356
77-•••	488
77-••••	488
7770••••	356
7775••••	356
78-•••	487, 488
78-••••	487
7800MP	881
79-•••	488
79-••••	488
7910••••	355
7982••••	355
7994••••	357
7996••••	357
79NAB•••VS	338
79NAB••VS	338
8	280
8••	279, 343
8•••	245, 343, 862
8••••	861
8••••H	861
8••••LP	882
800-A-••	131
800-AL-••	160
800AWSPAL	162
800-B-••	132
800-C-••	134
800-D-••	139
800-DC-••	146
800-DL-••	160
800-DP-••	149
800DWSPAL	161
800-E-••	142
800-F-••	145
800-G-••	168
800-HNP-BR	165
801-A-••	131
801AWBPSTAL	162
801AWSPAL	162
801-DP-••	149
801-E-••	142
801-F-••	145
8060-DA-••	152
80B••-100HAF	739
80B••-100HCF	739
80B••-50HAF	739
80B••-50HCF	739
8320605	861
850	76
850•••	100
851•••	368
855	221
855231	299

MURDOCK industrial | Sales@MurdockIndustrial.com www.HoseWarehouse.com | Phone: 330-535-7105 Fax: 330-535-1125 | Skype: MurdockIndustrial

Page #

855A 221
856-• 221
856-•• 221
860 222
861-•• 222
875-4 846
875-5 846
8-DBHU-8 708
8-DCAP 710
8-DELU-8 709
8-DFC-• 707
8-DFE-8 708
8-DFPLUG 710
8-DMC-• 707
8-DME-8 708
8-DRATT-12 708
8-DTMT-• 709
8-DTTM-• 709
8-DTTT-8 709
8-DU 708
8SFO 526
8SFXO 526
8STBF8-V2 479
8STDP-A-V2 481
8STF10-V2 479
8STF8-V2 479
8ST-SKIT-V2 481
8WF8-HN 487

9•• 279
900 846
900• 846
900•34 846
9000-48S 375
900SK 846
900TK 846
900W••• 846
9076M 368
90CDMHCB••••• 812
90CREV•••• 811
90DCS••••F 809
90DCS••••F-•• 809
90DCS••••NYFD 809
90DCS4025F-• 809
90DCS4030NYFDSP 809
90FR3C•••• 807
90FR3C••••F 807
90FRC•••• 806
90FRC••••F 806
90IRC•••• 806
90IRC••••F 806

Page #

90IRC4025G 806
90IRC4025GF 806
90ISCS4025F 808
90PPA••• 188
90PPC••• 188
90PPD••• 188
90PPF••• 188
90SCS4025F 808
90TCS••••F 810
90TCS••••F-•• 810
915• 528
94••U•••• 305
968 76
96P•LJ15 89
96P•SO15 89

A• 288
A•• 288
A•00F••DA 63
A•VC•-MG 730
A100C••A 61
A100CA1050 65
A100CA1050V 65
A100CBLMTR 65
A100D• 65
A100LT 65
A100MTR 65
A100SG-POLY 65
A100TT• 65
A200CA3P•• 64
A200CA5P•• 64
A200PC••A 63
A200PCSS••A 63
A200PCSSDP••A 63
A200PHC••A 63
A200SA 65
A200SVA 65
A210•-120 62
A210•-24 62
A210-120 62
A210-120TC 65
A210-24 62
A210CR-• 65
A210PZH-24 65
A3••-•••UC 732
A3••-••UC 732
A315100••• 732
A315-50••• 732
A325100••• 732
A325-50••• 732
A5••-•••UC 733

Page #

A5••-••UC 733
A5••-50RAF 750
A5••U••CBF 733
A510100••• 733
A510-50••• 733
A515100••• 733
A515-25••• 733
A515-50••• 733
A515-75••• 733
A515OR50RAF 734
A515OR50RAS 734
A515R50RAF 734
A515Y50RAF 734
A525100••• 733
A525-25••• 733
A525-50••• 733
A525-75••• 733
A7•• 699
A7••• 699
A800OG• 64
A800OGJ• 64
AAPN75GHT 765, 863
AB• 283
AB•• 283, 284
AB••• 133
AB•••EZ 133
ABC•• 236
ABC250 790
ABH•••••F 743
ABN100• 761
ABN150• 761
AC••• 135
AC•••EZ 137
AC1 289
AC200TUBE 163
AC7 172
ACB304 261
ACL• 173
ACL8 289
ACPSO150 761
ACPSO150F 761
AD••• 140
AD•••EZ 141
AD400ALEZMTC 57
AD90400•• 158
ADA•••• 153
ADA••••EZ 153
ADD••• 154
ADD•••• 154
ADPW 561
ADS••GR 64

Page #

ADS400 164
ADS4GR 64
ADV150F 840
AFC•••F-TGWP 791
AFN••• 760
AFN•••NST 760
AG•• 689
AG•BF• 462
AG•BF•-PV 462
AG•DC 462
AG•F• 462
AG•F•-PV 462
AG•OF• 462
AG•OF•-PV 462
AH••• 147
AH•••EZ 148
AHA••••ADP 785
AHA••BSP••T 659
AHDBF75 561
AHGV250 828
AHGV250F 828
AHGV250F-H 828
AHGV250F-I 828
AHW 799
AHWPT 800
AK3526-300FL 757
AK4450NST 757
AKSP1 289
AKSP25 289
AL••• 866-868, 871, 872
AL•••XX 866
AL455F 868
AL9 865
ALC•••EZ 128
Alpha Numeric .....
ALTG•••F 907
AL-TPR••-•• 871
AM• 283, 365
AM•• 283, 284
AM••WF 287
AM•SWIV 287
AM11WF 287
AM11WF-1 287
AM7T 287
AMF•• 366
ANH•• 290
ANH••• 290
ANSI•• 697
ANT••• 763
ANT•••F 763
APN•••• 684

MURDOCK industrial | Sales@MurdockIndustrial.com www.HoseWarehouse.com | Phone: 330-535-7105 Fax: 330-535-1125 | Skype: MurdockIndustrial

Part Number Index

	Page #
APRD•••F	837
AQ62DOT•	330
AQ64DOT•	331
AQ68DOT•X•	330
AQ69DOT•X•	330
AQ69DOTS•X•	330
AQ71DOTS•X•	331
AQ72DOTS•X•	331
AR20831	872
AR3000-A2	868
AR3500	871
AR5000-1	872
AR503830SSP	880
AR-BROOM16	871
AREP400AS	817
AR-REEL100	882
ARSMSA•••F	780
ARTEL18A	867
ARTEL-BELT	867
ASB••	290
ASB•••	290
ASBDV••	833
ASC•••	290
ASHV1015F	840
ASP-•BV	448
ASP310•-40	369
AST•	190
AST••	190
ASTB••	191
ASTB•••	191
ATC40ASSAPI	58
ATC40ASSDDA	58
ATCA40	56
ATCF40	56
ATCF40-90	56
ATCG40-90	56
ATCGF40	56
ATCS40	56
ATCT••	57
ATN100X7	53
ATS••••H	329
ATS7838F	329
ATS7838M	329
ATTFST40CS	116
AV•••	821, 824
AV•••-•	821
AV•••-I	823
AV•••-RBR	821, 824
AV•••S	821
AV•••-W	835
AV•••-WR	824
AV250NYFD-I	823
AV251NYC	824
AV251NYFD	824
AV5-250F	822
AV5-250NYFD	822
AVAPR•••F	838
AVAPR•••F-I	838
AVAPRF•••	838
AVAPRF•••-I	838
AVF•••	821, 824
AVF•••-I	823
AVF5-250	822
AVG250F	822
AVG250G	822
AVGF250	822
AVN••••-200	699
AWR14	289
AWR4	289
AWS6	289
AWSG	858
AWSG-TG	861
AWSG-W	858
B•	68, 71, 75
B••	68, 71, 75, 76
B••SC	70, 365
B07-•••AG	407
B07-•••MG	407
B07-202•GC	407
B08-02AG	379
B08-02AGMB	379
B11-••WJC	429
B11-••WJCR	429
B16-••••S	458
B16-•••S	458
B16-•63	450
B16W-G•••	611
B17-••••S	458
B17-•••S	458
B17-•63	451
B18-••AG	391
B18-••AGMB	391
B18-••MG	391
B18-••MGMB	391
B19MPX-R•••	601
B19WB-G•••	611
B19WV-R•••	601
B19WX-R•••	601
B22WB-G•••	611
B23BMP-G•••	569
B23BMP-R•••	569
B23BMP-R••••	569
B24HS-G••	623
B24HS-G•••	623
B24PS-G••	623
B24PS-G•••	623
B24PV-G•••	602
B24RG-G••	624
B24RG-G•••	624
B24RPH-G••	624
B24RPH-G•••	624
B24RV-G•••	602
B25-G••••••	624
B25-G•••••••	624
B25-G••••••••	624
B28-••AG	392
B28-••AGMB	392
B28-••MG	392
B28-••MGMB	392
B28AMP-R•••	576
B28BMP-R•••	576
B28WA-R•••P	609
B28WA-R•••U	614
B28W-R•••P	609
B28W-R•••U	614
B2CM-G•••	604
B2CMP-G•••	572
B2CMP-R••	572
B2CMP-R•••	572
B2CM-R•••	604
B2E-G•••	592
B2F-G•••	592
B2FMP-14-G•••	573
B2FP-G•••	604
B2KM-G•••	605
B2KMP-G•••	573
B2KMP-R••	573
B2KMP-R•••	573
B2KM-R•••	605
B2KS-G•••P	605
B2KS-G•••U	610
B2KS-R•••P	605
B2KS-R•••U	610
B2KS-R••P	605
B2KS-R••U	610
B2S-G•••P	604
B2S-G•••U	610
B2S-R•••P	604
B2S-R•••U	610
B2S-R••P	604
B2S-R••U	610
B2SXL••-R•••	606
B2WCL-G•••P	604
B2WCL-G•••U	610
B2WCL-R•••P	604
B2WCL-R•••U	610
B2WCL-R••P	604
B2WCL-R••U	610
B2WK-G•••P	605
B2WK-G•••U	611
B2WK-R•••P	605
B2WK-R•••U	611
B2WK-R••U	611
B2WUL-R•••P	609
B2WUL-R•••U	614
B2WUMP-R•••	576
B3114MP-G••••••	575
B3114MP-R•••••	575
B3114MP-R••••••	575
B3115F-G••••••	592
B31TP-G••••••	592
B31W-G••••••P	608
B31W-G••••••U	613
B31WMP-G••••••	568
B31WMP-R••••••	568
B31W-R••••••P	608
B31W-R••••••U	613
B31W-R•••••P	608
B31W-R•••••U	613
B31W-R••••P	608
B31W-R••••U	613
B3214MP-G••••••	575
B3214MP-R••••••	575
B32W-G••••••P	608
B32W-G••••••U	613
B32W-R••••••P	608
B32W-R••••••U	613
B32W-R•••••P	608
B32W-R•••••U	613
B3401-•-•	523
B3401-••-••	523
B3455-•-•	523
B3455-••-••	523
B3800-•-•	523
B3800-••-••	523
B3801-•-•	523
B3801-••-••	523
B38SL-G•••	615
B38SL-R•••	615
B38W-R•••	615
B45AB-R•••	639
B45AB-R100150	639
B45BC-R•••	639

MURDOCK industrial | Sales@MurdockIndustrial.com www.HoseWarehouse.com | Phone: 330-535-7105 Fax: 330-535-1125 | Skype: MurdockIndustrial

Page #

B45BC-R100150 639
B45BY-R••• 638
B45BY-RK••• 638
B45BY-SK••• 638
B45BY-SKV••• 638
B45BY-TB••• 638
B45CC-R••• 639
B45CC-R100150 639
B5101E•••CC-A 633
B5101E•••CC-B 633
B5101E•••CC-C 634
B5101-RKE••• 634
B5101-RKS••• 634
B5101-RKV••• 634
B5101S•••CC-A 633
B5101S•••CC-B 633
B5101S•••CC-C 634
B5101V•••CC-A 633
B5101V•••CC-B 633
B5101V•••CC-C 634
B5102E•••-A 635
B5102-RKE••• 635
B5102-RKS••• 635
B5102-RKV••• 635
B5102S•••-A 635
B5102V•••-A 635
B5107-RKE800 634
B5115-RKS••• 636
B5115S•••BB-C 636
B5115S•••CC-C 636
B5416MP-A••• 617
B5416MP-A100150 617
B54BMP-GL••• 618
B54BMP-LX••• 618
B54BMPLX-R••• 618
B54BMP-R••• 617
B54BMP-R•••X 617
B54BMP-SK••• 617
B54BMPS-R••• 618
B54BMP-VK••• 618
B54G-P••• 617
B6-1 71
B72G-•AG 415
B72G-•AG-MB 415
B72G-•MG 415
B72G-•MG-MB 415
B73G-•AG 416
B73G-•AG-MB 416
B73G-•MG 416
B73G-•MG-MB 416
B74G-•AG-MB 416

Page #

B74G-•MG-MB 416
B7MP-G••• 574
B7MP-R•• 574
B7MP-R••• 574
B7RMP-G•••••• 574
B7RMP-R••••• 574
B7RMP-R•••••• 574
B7RWWW-G••••••P 607
B7RWWW-G••••••U 612
B7RWWW-R••••••P 607
B7RWWW-R••••••U 612
B7W-G•••P 607
B7W-G•••U 612
B7W-R•••P 607
B7W-R•••U 612
B7W-R••P 607
B7W-R••U 612
B7WWW-G•••P 607
B7WWW-G•••U 612
B7WWW-R•••P 607
B7WWW-R•••U 612
B9MP-G••• 575
B9MP-R••• 575
B9WWWW-G•••P 609
B9WWWW-R•••P 609
BA•• 239
BA••• 240, 241
BA•F•F 657
BA31-••• 9
BA32-••• 9
BA61-••• 9
BA62-••• 9
BA776 239
BA97• 241
BAC-••• 9
BAS97• 241
BB• 75
BB•• 68
BB••• 133
BB•••EZ 133
BB3-0•AG 378
BB3-0•AGMB 378
BB3-0•MG 378
BB3-0•MGMB 378
BBFVW••• 549
BBFVW•••E 549
BBLV•• 365, 533
BBLV••• 533
BBU• 75
BBU•• 75
BBV•• 532

Page #

BBV•••DTW 538
BBV•••DW 537
BBV•••DWV 537
BBV•••FP 532
BBV•••LV 534
BBV•••SR 533
BBV•••ST 534
BBV•••TW 538
BBV•••VT 534
BBV••DTW 538
BBV••LV 534
BBV••SR 533
BBV••ST 534
BBV••TW 538
BBV••VT 534
BBV100 532
BBV75FP 532
BC•• 234
BC••• 135
BC•••EZ 137
BC61-••• 9
BC62-••• 9
BCC-••• 576
BCF•• 234
BCM•• 234
BCN•• 662
BCN••• 662
BCP-••• 9
BCV••• 558
BCW-••• 610
BD 75
BD••• 140
BD•••EZ 141
BDS•• 523
BEC•• 699
BF•• 212
BF••• 212, 218
BF•••• 218
BF••SS 212
BF30•-•••-••• 622
BF302•-•••-••• 622
BFC••• 550
BFC•••• 550
BFL••• 218
BFM•••B 218
BFMW•••• 218
BFN••• 752, 854
BFN•••NST 750, 752, 854
BFN75 .....752, 854
BFN75GHT 752, 854
BFNE150 .....752, 855

Page #

BFNE150NST 752, 855
BFO••• 914
BFP200 839
BFS•• 213
BFS••• 213
BFVL••• 549
BFVL•••E 549
BFVW••• 549
BFW••• 218
BFW•••• 218
BGB• 67, 68
BGB•• 67, 68
BGE•• 373
BGE6 373
BGF•• 67
BGH•• 235
BGHF•• 235
BGHM•• 235
BGV•• 547
BGV••• 547
BH••• 147
BH•••EZ 148
BH6 165
BHSC152 165
BHSC175 165
BHSC34 165
BHT•••• 669
BIA250• 818
BIB250• 818
BIC150 819
BID250• 818
BIDC250 819
BIDP250 819
BIE150 819
BIF250• 818
BIT-KIT 865
BL••• 845
BL•••NS 845
BLCA152CS 172
BL-RK• 845
BL-RK•• 845
BL-RK••• 845
BLS•• 202
BLS••• 202, 237
BLS•••NST 203
BLS••NST 203
BLS8•8 202
BLT••••• 701
BM• 210
BM•• 210
BM•-• 210

MURDOCK industrial | Sales@MurdockIndustrial.com www.HoseWarehouse.com | Phone: 330-535-7105 Fax: 330-535-1125 | Skype: MurdockIndustrial

Part Number Index

	Page #
BMA•••	241
BMAS•••	857
BMS•	73
BMS••	73
BMV••	533
BMV100	533
BN•	754, 857
BN••	211, 754, 857
BN•••	211, 551
BN••••	551
BN•••RU••	231
BN•••RU••SS	231
BN••BSPT	212
BN••F	754, 857
BN••NYFD	754, 857
BN••RU••	231
BN••RU••SS	231
BNH••	290
BNH•••	290
BNS••	857
BNS••SS	857
BNT•••F	754
BOC-T••	896
BP••-•••	680
BP••-•••T•••	680
BPF••	224
BPF•••	224, 551
BPFS••	225
BPM•	225
BPM••	225
BPN••	223
BPN•••	223
BR••••	654, 887
BR••••B	655
BR••••FS	655
BR••••G	654
BR••••SS	655
BR1BF•-B-E-7	325
BR1F•-B-E-7	325
BR1GM•-B-E-7	325
BR1M•-B-E-7	325
BR1S•.••-B-E-7	325
BRN150	753
BRN150NST	753
BRN150NST-I	753
BRN150S-I	753
BS••	76
BS•••	199, 201
BS••-•••-•••	622
BS•••-•••-•••	622
BS••••-•••-•••	622
BS••N	199
BS61-•••	9
BS62-•••	9
BS8•8	201
BS818	234
BSA••	857
BSB••	290
BSB-••	893
BSB•••	290
BSB-••-••	893
BSB-••-•••	893
BSB-••T	893
BSB-••T-•••	893
BSB-20Z	893
BSC•••	290
BSCCQ•-R•••	621
BSCCQ3-R•••	621
BSCCQ4-R•••	621
BSCCS•-R•••	621
BSM••	663
BSO150-H	754
BSO150NST	754
BSO150S	754
BSS61-•••	9
BSS62-•••	9
BST•	190
BST••	190
BSVD-HC•••B•••	642
BSVS-HC•••B•••	642
BTB-T••	896
BTB-T••Z	896
BTN75	754, 862
BU•	75
BU••	75, 76
BV2•	554
BV2CV-•••CC-A	631
BV2GG-•••CC-A	632
BV2IC-•••WW-A	542
BV2IGN•••11-A	541
BV2IGN•••33-A	541
BVDSO•••	762
BVDSO•••NST	762
BVFS••	560
BVSO•••	762
BVSO•••NST	762
BVSO150-125	762
BVSO150NST-125	762
BVTSO150	762
BVTSO150-200	762
BVTSO150NST	762
BVTSO150NST-200	762
BWSG	858
BWSG-TI	860
BWSG-W	858
BZ4051	46
BZ4051S	46
C••	691
C•••	691
C•••BU	691
C••BU	691
C03-0•A	380
C03-0•AMB	380
C03-0•M	380
C03-0•MMB	380
C08-02A	380
C11-••A	432
C11-••M	432
C119-••A	432
C119-••AMB	432
C119-••M	432
C119-••MMB	432
C16-••A	395
C16-••AMB	395
C16-••M	395
C16-••MMB	395
C18-••A	396
C18-••AMB	396
C18-••M	396
C18-••MMB	396
C2	272
C26-••A	396
C26-••AMB	396
C26-••M	396
C26-••MMB	396
C28-••A	397
C28-••AMB	397
C28-••M	397
C28-••MMB	397
C31-••A	397
C31-••AMB	397
C31-••M	397
C31-••MMB	397
C31-08FRAME	399
C33112•	882
CAB•••	198
CAB•••N	199
CAL••	173
CAMOPENER	127, 910
CAP•••F-C	788
CAP•••F-C-LH	788
CAP•••S-C	788
CB	68
CB6-••AG	391
CB6-••AGMB	391
CB6-••MG	391
CB6-••MGMB	391
CBB•••	198
CBC••	236
CBSR•••	105
CC	71
CC••••	890
CC•••••B	890
CCF••••	288
CCH50	885
CD	75
CDMHCB•••••	812
CF•••-••CS	113, 114
CF•••-••SS	113, 114
CF•••-•CS	113, 114
CF•••-•SS	113, 114
CF400-••CSHD	118
CF400-•CSHD	118
CFB••••S	759
CFB•••NST	759
CFB•••S	759
CFB75GHT	759
CFFR150	760
CFFR150NST	760
CFG•••NST	759
CFG•••S	759
CFR-••	747
CFR47-1-•••	747
CFR47-150-•••	747
CFR47-C•	747
CFS800-•CS	79, 117
CG•••	270
CGN•••NST	756
CGSN•••F	756
CGSN•••S	756
CH-B-•	172
CH-B-••	172
CH-C-••	172
CH-SS-•	172
CH-SS-••	172
CI9	904
CI9311SML	904
CI96	904
CI96AH	904
CILR•••	105
CILR••0CS	104
CJ•BF•-B	320
CJ•BM•-B	320

MURDOCK industrial | Sales@MurdockIndustrial.com www.HoseWarehouse.com | Phone: 330-535-7105 Fax: 330-535-1125 | Skype: MurdockIndustrial

Page #

CJ•BM•-LG 320
CJ•F•-B 320
CJ•M•-B 320
CJ•M•-LG 320
CJ2BF•-LG 320
CJ2F•-LG 320
CJ2M2-B 374
CJ3BF• 320
CJ3BM• 320
CJ3F• 320
CJ3M• 320
CL•••• 886
CL••••-•• 886
CM•F• 502
CM•F•-B 502
CM•M•-B 502
CM•M•-B-L• 502
CM•M•-B-L•.• 502
CM3M2-B-L11.5 502
CMF•• 448
CN 22
CN••• 662
CN•••B 661
CN•••G 662
CN•••SS 662
CNB75GHT 765, 863
CNB75GHT-GD 765, 863
CN-P 22
CN-PLUG 22
CPV•••F 839
CR 275
CR-C 22
CR-CAP 22
CR-S 22
CRWC 275
CS••• 270
CS•••-••AL 111, 112
CS•••-••CS 111, 112
CS•••-••SS 111, 112
CS•••-•AL 111, 112
CS•••-•CS 111, 112, 196
CS•••-•SS 111, 112
CSB••• 199
CSC-T••-1 897
CSC-T••-2 897
CSCTF25F30T-• 814
CSCTM25F30T-• 814
CSES150F 803
CSES150T 803
CSES2015F 803
CSM••• 199

Page #

CSN75 862
CSS•••-••CS 196
CSS•••-•CS 196
CSSR•••-3A 105
CSSR•••CS 104
CSSR250 105
CSSTF••F••T-• 813
CSSTM25F30T-• 813
CT•••L 266
CTER••• 105
CV••• 559
CVS•• 172
CVV••BF•• 496
CVV••DC 497
CVV••F•• 496
CVV•BF• 496
CVV•DC 497
CVV•F• 496
CVV•FM•••• 496
CVV•OF• 496
CWG-C-•.••-•• 900
CWG-S-•.••-•• 900
CWH50 883

D•• 365, 554, 562
D••• 376
D••••• 740
D•••••F 740
D•••R 447
D•••S 447
D•••U 447
D••SC 562
D•B• 315
D•BF• 311
D•BM• 311
D•F• 311
D•M• 311
D•M•-B 311
D150SDB 859
D150S-WAND 859
D18-04M 398
D18-04MMB 398
D2•• 315
D201 373
D201RT 372
D204-30 371
D204-30P 371
D204-30SB 371
D263 740
D263F 740
D28-••MMB 398

Page #

D2B2-B 315
D2C••-••• 8
D2F•-B 311
D2S•-B 312
D34•• 366
D-4HF4-S-FNS 453
D-4HF4-S-FSB 453
D-4HF4-SS-FNS 453
D-4HF4-SS-FSB 453
D605 373
D75AL 562
D8••Y100RAF 734
D8••Y50RAF 734
D815100••• 734
D815-25••• 734
D815-50••• 734
D815Y100RAS 734
D815Y50RAS 734
D817Y50RAF 734
D825100••• 734
D825-25••• 734
D825-50••• 734
D8325Y50RAF 734
DAA•••AL 16
DAA•••ALFL 16
DAB• 849
DAB•• 849
DAC•••• 849
DAC•••AL 15
DAC•••ALBSP 15
DADC250 16
DADP250 15
DATL••• 367
DATL•••W 367
DAWS•• 849
DB• 72
DB•• 72
DBA••-••• 7
DBAF••-••• 7
DBAF••-•••• 7
DBAV73-2030 8
DBC••-••• 6
DBC••-•••-GL 6
DBCL-••• 6
DBGV•• 547
DBGV••• 547
DBS••-••• 6
DBV-BL••• 695
DBV-BN••• 695
DBV-WB••• 695
DC• 302, 307

Page #

DC•• 302, 309, 310
DC••• 307
DC•••• 302, 303, 309
DC••••L 302, 309
DC••••LSE 304
DC••••SE 304
DC•••L 307
DC••S 312, 313
DC••SE 304
DC•SE 304
DC1045S 314
DC2•••S 314
DC9S 313
DCB•• 312, 313
DCB••• 313
DCB•••• 312-314
DCL•• 908
DCM1 909
DCP• 306
DCP•• 300, 308, 310, 320
DCP••• 306, 311, 316
DCP•••• 300, 301, 308, 312, 318
DCP••••L 301, 308, 315
DCP•••L 306
DCP••S 311
DCP••SWIV 301
DCP2023B 311
DCP20B 311
DCP210•B 311
DCP214•• 312
DCS• 313
DCS•• 312, 313
DCS•••• 314
DCS••••F 809
DCS••••F-•• 809
DCS4025F-• 809
DCS4030NYFD 809
DD 75
DDA•••••105 12
DDA•••••105FL 12
DDA•••AL 12
DDA•••AL•••TTMA 12
DDA•••ALFL 12
DDA•••BR 12
DDA•••BRFL 12
DDA•••SS 12
DDA•••SSFL 12
DDC•••••105 11
DDC•••AL 11
DDC•••BR 11

MURDOCK industrial | Sales@MurdockIndustrial.com www.HoseWarehouse.com | Phone: 330-535-7105 Fax: 330-535-1125 | Skype: MurdockIndustrial

Part Number Index

	Page #
DDC•••SS	11
DDC•••SSFL	11
DDC400AL164TTMA	11
DDDC•••	12
DDDC300105	12
DDDP•••	11
DDDP300105	11
DDSA•••SS	13
DDSC•••SS	13
DDT1	909
DEFN075	853
DF16-•••	801
DFC-•	710
DFC-••	710
DFG•	376
DFN•••	851
DFN100••-NC	850
DFN100••-NPNF	850
DFN100•F	850
DFN100F-NC	852
DFN100F-NPNF	852
DFN100-NC	851
DFN100-NPNF	851
DFP••••	768
DFP••••F	768
DFP••••F-D	768
DFP••F••S	768
DFP••NYFD••NYFD	768
DFR••••	768
DFR••••F	768
DFVS••	208
DG•••	444
DG••••	444
DG•••••	444
DGA•••SS	14
DGA•••SS•••	14
DGA•••SSFL	14
DGC•••SS	14
DGDC•••	14
DGDP•••	14
DGH7	243
DGH7C	243
DGH7CSS	243
DGH7CV	243
DGH7P	243
DGH7PSS	243
DGH7SS	243
DGH7V	243
DGHW7	243
DGLBV••	548
DGLBV•••	548

	Page #
D-H4F4-S	453
D-H4F4-SS	453
D-H4F4-SV-8	453
DHS•••-•••	899
DHS159-1-•••	899
DHS90-•••	899
DIN-SMS-60/90SP	586
DIN-SMS90/155SP	586
DKC1	301
DL••	279, 527
DL•••	279
DL••••	265
DLB12	77
DLS••••	265
DM•	209
DM••	209
DM•••	209
DM•••••RAF	877
DM•••••RAS	877
DM•••••RAT	877
DM••-•••UC	877
DM••-••RAF	877
DM••-••RAS	877
DM••-••RAT	877
DM••-••UC	877
DM••100GAX	877
DM••-50GAX	877
DM150SDB	859
DMH••••	782
DMH••••-D	784
DMH••••F	782
DMH••••F-D	784
DMH••••NYFD	783
DMH••F••F	782
DMH••F••F-D	784
DMH••F••S	782
DMH••F••S-D	784
DMH••NYFD••NYFD	783
DMH••S••S	782
DMH••T••S	782
DMH••T••T	782
DMH20DR20	562
DMH25F25NYFD	783
DMOCA••225F	816
DMP••••	784
DMP••••F	784
DMP••F••S	784
DMP••F••T	784
DMP••S••T	784
DMR••••	784
DMR••••F	784

	Page #
DMR••F••S	784
DMR••F••T	784
DMR••S••T	784
DMXL••	209
DN-•	710
DN-••	710
DN7•OBF	852
DN7U•BF-NC	852
DN7U•BF-NPNF	852
DNOG•	853
DNOG5-NL	853
DP2-01-•••	402
DPW	561
DRC-•	710
DRC-••	710
DRK15	909
DRP-85-059	401
DSB••	207
DSBV••	539
DSBV•••	539
DSCV••	560
DSCV•••	560
DSK•-•	908
DST••	207
DSTW	910
DTW•••	741
DWG050	860
DWL100	910
DX••••	747
DXHDR25HC	745
DXHDR25PB	745
DXHDRC25HC	745
E••F••	499
E••F••-B	499
E••F••-S	499
E••M••	499
E••M••-B	499
E•BF•-B	499
E•F•	499
E•F•-B	499
E•F•-S	499
E•M•	499
E•M•-B	499
E•M•-S	499
E•S•	500
E•S•-B	500
E73-••-MB	421
E73-•A	421
E73-•M	421
E74-•A	421

	Page #
E74-•A-MB	421
E74-•M	421
E74-•M-MB	421
EA•F•	501
EC•••	699
EK602•	433
EK602VB	433
EL••••-••	259
EL•••••-••	255, 259
EL••H•M	214
EL•F•F	664
EL•H•M	214
EL•H•MSS	214
EL45••	667
EL45•••	667
EL90••	664
EL90•••	664
EL90•••B	664
EL90•••FS	664
EL90•••G	664
EL90•••SS	664
EL90••FS	664
EL90••G	664
EL90••SS	664
ENBG1	372
ENBL	22
ENBL-P	22, 26
ENBL-P•	26
ENBL-PLUG	22
ER••••	741
ER•••••	741
ERJ	22
ERJ-C	22
ERS	22
ERS-C	22, 26
ERS-C•	26
ERS-CAP	22
ETP	905
EZL••0-B-••	126
EZL••0-C-••	126
EZL••0-D-••	126
EZL••0-DC-••	127
EZL••0-G-••	127
EZL•00RPLKIT	127
EZLCL400	127
F•	267, 271
F••	267, 271
F•••	267, 271
F••-•	91
F•••-•	91

MURDOCK industrial | Sales@MurdockIndustrial.com www.HoseWarehouse.com | Phone: 330-535-7105 Fax: 330-535-1125 | Skype: MurdockIndustrial

Page #

F-••E-SKIT 500
F••G-•••• 106
F-••H-SKIT 455
F-••V-SKIT 470
F-•E-SKIT 500
F-•H-SKIT 455
F-•V-SKIT 470
F03-0•A 377
F03-0•AMB 377
F03-0•M 377
F03-0•MMB 377
F07-•••A 407
F07-•••M 407
F07-200•C 406
F08-0•M 377
F08-0•MMB 377
F08-02A 377
F08-02AMB 377
F16-••A 381
F16-••AMB 381
F16-••M 381
F16-••MMB 381
F17-•••A 410
F17-•••M 410
F18-••A 381
F18-••AMB 381
F18-••M 381
F18-••MMB 381
F18-C00• 410
F23-04M 399
F26-••A 381
F26-••AMB 381
F26-••M 381
F26-••MMB 381
F28-••A 382
F28-••AMB 382
F28-••M 382
F28-••MMB 382
F30-••A 382
F30-••AMB 382
F30-••M 382
F30-••MMB 382
F35-0•AMB 382
F35-0•MMB 382
F-4EA-SKIT 501
F-4N-SKIT 295
F602-••4A 428
F602-••8A 428
F602-••BJ 428
F602-••BJR 428
F602-••WJ 428

Page #

F602-••WJR 428
F72G-•A 408
F72G-•A-MB 408
F72G-•M 408
F72G-•M-MB 408
F73G-•A 409
F73G-•A-MB 409
F73G-•M 409
F73G-•M-MB 409
F74C-•A-MB 410
F74G-•A 409
F74G-•A-MB 409
F74G-•M 409
F74G-•M-MB 409
F74H-•A-MB 410
F74V-•A-MB 411
FA•• 697
FAB••• 198
FAB•••N 199
FAPRAV250F 837
FAPRAVF250 837
FAPRAVG250• 837
FAPRV•250 837
FBB••• 198
FBSO100• 763
FBSO100•-PG 763
FBSO150• 763
FBSO150•-PG 763
FBV•• 535
FBV••• 535
FBV•••SE 536
FBV••SE 536
FBVG•• 536
FBVG••• 536
FBVL•• 535
FBVL••• 535
FC••• 787
FC•••• 257, 259
FC••••• 253, 259
FC•••••ST••• 253
FC••••ST•• 258
FC•••F 787
FC•••F-• 787
FC•••F-D 790
FCB48 750
FCM•••• 257
FCSB••• 199
FCSM••• 199
FD47-C2 746
FD47IR-150-100 746
FFB••• 552

Page #

FFC••• 552
FFH••••F 766
FFH••••NYFD 766
FFH••F••F 766
FFH••T••S 766
FFH15NYFD15NYFD 766
FFN••• 763
FFN•••NST 763
FFN75GHT 763
FFS••• 552
FGH•• 883
FHCS150 801
FHHR-• 748
FHHR-C 748
FHHR-C• 748
FHPR150 749
FHPR150-••CBF 749
FHPR150-100CBF 749
FHPR2515 749
FHR-C 744
FHR-C1 744
FHR-V• 744
FJB-••-•• 894
FJB-20Z-20 894
FJC-••-•• 894
FJC-20Z-20 894
FJC45-••-•• 895
FJC45-20Z-20 895
FJC90-••-•• 895
FJC90-20Z-20 895
FJC-T•• 896
FJR-T•• 896
FJS-••-•• 894
FJS-20Z-20 894
FJS45-••-•• 895
FJS45-20Z-20 895
FJS90-••-•• 895
FJS90-20Z-20 895
FL••-• 91
FL•••-• 91
FLBV•••CS 545
FLC0318-•• 722
FLC0319-•• 722
FLC2402-••-•• 720
FLC2403-•• 721
FLC2404-•• 720
FLC2404-••-•• 720
FLC2405-•• 721
FLC2405-••-•• 721
FLC2500-•• 722
FLC2501-•• 721

Page #

FLC2501-••-•• 721
FLC2603-•• 722
FLG•••E 697
FM••• 684
FM•••• 684, 775
FM••••F 775, 776
FM••••F-D 774
FM••••NYC 776
FM••••NYFD 776
FM••••T 775, 776
FM••F••F 775, 776
FM••F••F-D 774
FM••F••NYC 776
FM••F••NYFD 776
FM••F••S 775, 776
FM••F••S-D 774
FM••F••T 775, 776
FM••F••T-D 774
FM••NYFD••F 776
FM••NYFD••T 776
FM••S•• 775
FM••S••F 775, 776
FM••S••F-D 774
FM••S••T 776
FM••S••T-D 774
FM25NYC25F 776
FM25NYC25T 776
FMB••• 684
FMB•••• 684
FMBTFLY••F••F 842
FMBV••F••F 832
FMBV••S••S 832
FMF••• 517
FMF•••• 517
FMF••••-45 517
FMF••••-90 517
FMF•••-45 517
FMF•••-90 517
FMGR••F••F 841
FMI••••• 260
FMI•••••• 260
FMI••••••• 260
FMR••• 684
FMR•••• 684
FMR••••• 260
FMR•••••• 260
FMR••••••• 260
FMS••• 684
FMS•••• 684
FN•••NST 753, 855
FN•••S 753, 855

MURDOCK industrial | Sales@MurdockIndustrial.com www.HoseWarehouse.com | Phone: 330-535-7105 Fax: 330-535-1125 | Skype: MurdockIndustrial

Part Number Index

	Page #
FN600	19
FN600B	19
FN600BL	19
FN600BL-NI	20
FN600B-PLUG	19
FN600S	21
FNB•••NST	753, 855
FNB•••S	753, 855
FNB75GHT	753, 855
FNB75GHT-GD	765, 863
FNB75S	753, 855
FNBE150NST	758, 856
FNBE150S	758, 856
FNG•••NST	758, 856
FNG•••S	758, 856
FNPSO150•-••	764
FNS	21
FNS2	21
FNSID	21
FO•	267
FO••	267
FO•••	267
FOS•	267
FOS••	267
FOS•••	267
FP•••	792
FP••••	261
FP•••••	255, 261
FP•••F	792
FP•••F-•	792
FP•••F-D	792
FP475S	757
FP500•	757
FR3C••••	807
FR3C6025F	807
FRA	19
FRA-C	19
FRA-NI-C	20
FRC4025	805
FRC4025F	805
FRC6025	805
FRC6025F	805
FR-CAP	19
FRP-95-•••	370, 401, 402
FRP-96-•••	401
FRRE-T••	897
FR-RS	19
FR-RS-C	19
FR-RS-R	19
FRR-T••	897
FRS	19
FRS-C	19
FRSGX••	898
FRSGX110	898
FRT••••	669
FRX	20
FRX-C	20
FRXCAP	20
FS•	267
FS••	267
FS•••	267
FS2403-•	506
FS2403-••	506
FS2404-•-•	506
FS2404-••-••	506
FS2408-•	507
FS2408-••	507
FS2501-•-•	507
FS2501-••-••	507
FS2603-•	507
FS2603-••	507
FS304C-•	507
FS304C-••	507
FS6400-•-•	506
FS6400-••-••	506
FS6500-•-•	506
FS6500-••-••	506
FS6602-•	507
FS6602-••	507
FS6801-•-•	506
FS6801-••-••	506
FSA••••F	793
FSA••••S	793
FSA••••T	793
FSB	21
FSCV••	559
FSCV•••	559
FSGLBV••	548
FSGLBV•••	548
FSGR•••F	841
FSGV••	547
FSGV•••	547
FSGV•••F	829
FST••	193
FST•••	193
FST••CS	116
FSW•	801
FT••	668
FT•••	668
FT•••FS	668
FT•••G	668
FT•••SS	668
FT••B	668
FT••FS	668
FT••G	668
FT••SS	668
FT590•G	32
FT590•GT	32
FT6••	31
FT6••-••	31
FT600	31
FT600•	31
FT600S-4	31
FT600SC	31
FT620•	31
FTH100	751
FVFA••	208
FVL••	208
FVS••	208
FVSP••	208
FWV••F••F	830
FWV••S••S	830
FX1500	20
FX1500P	20
FX1500PLUG	20
FX1500S	20
FX1500SP	20
G•••••HRPSS	182
G••••-00	703
G••••-A-••	181
G••••-AA-••	180
G••••-C-••	181
G••••-DA-••	180
G••••E	700
G••••-E-••	181
G••••T	700
G••••V	700
G•••-A-••	174
G•••-AA-••	180
G•••-A-ALNST	183, 786
G•••-B-••	175
G•••-B-••••	175
G•••-B-ALNST	183, 786
G•••BL	695
G•••-C-••	176
G•••-C-••••	176
G•••-C-••CR	109
G•••-D-••	177
G•••-D-••••	177
G•••-D-ALNST	183, 786
G•••-DC-••	179
G•••-DC-••••	179
G•••-DD-••	180
G•••-DP-••	179
G•••E	700
G•••-E-••	178
G•••-E-••CR	110
G•••-F-••	178
G•••-F-ALNST	183, 786
G•••HRP	182
G•••HRPSI	182
G•••HRPSS	182
G•••N	695, 700
G•••T	695, 700
G•••V	700
G•••VB	695
G••-A-••	174
G••-B-••	175
G••-C-••	176
G••-D-••	177
G••-DC-••	179
G••-DP-••	179
G••-E-••	178
G••-F-••	178
G••HRP	182
G••HRPSI	182
G•00-AL-AL	182
G•00-DL-AL	182
G10	59
G3050	45
G400-•LT-AL	181
G5•••	95
G75HRPSS	182
G9	59
GAM•	285
GAM••	285, 286
GAS••••NO	143, 194
GAS••••NOS	144, 195
GAS••••TO	92
GAW	800
GB•	67, 68
GB••	67, 68, 110
GB6-1	67
GBA••	77
GBB••	77
GBR••	437
GBR•••	437
GBR••••	437
GBRW••	443
GBRW•••	443
GBRW••••	443
GBRW30R	443
GC•	67

MURDOCK industrial | Sales@MurdockIndustrial.com www.HoseWarehouse.com | Phone: 330-535-7105 Fax: 330-535-1125 | Skype: MurdockIndustrial

Page #

GC••• 435, 440
GDB• 69
GDB•• 69
GDF• 77
GDF•• 77
GDL• 77
GDL•• 77
GF• 67
GF•• 67
GF••• 67
GF•••P• 69
GF••P• 69
GF26-1 67
GFAS• 70
GFAS•• 70
GFN150 762
GFN150NST 762
GFR-• 21
GFR-•• 21
GFR1-• 21
GFR1-•• 21
GH•••• 74
GHC7 242
GHGN 245
GHN75 760
GHN75-B 760
GHV 244
GHY 244
GHYV 244
GIBFV••• 699
GJ•• 77
GL••• 365, 435, 440
GL•••FG 438
GLBR•• 443
GLBR••• 443
GLBR•••• 443
GLBR••••-4 443
GLBR•••-4 443
GLBR••-4 443
GLBR100004 443
GLBRC•• 443
GLBRC••• 443
GLBRC•••• 443
GLP••• 441
GLS••• 441
GLSC••• 441
GLSS•• 442
GLSS••• 442
GLSS•••• 442
GLSS••••• 442
GLSSC••• 442

Page #

GM• 69
GM•• 69, 365
GMAS• 70
GMAS•• 70
GNB75GHT 765, 863
GPA-95-••• 403-405
GPA-95-292 906
GPA-96-••• 404, 405
GPA-97-••• 405
GROOVLUB32 701
GRP-95-••• 401-403, 405
GRP-96-••• 401-403, 405
GS••••-4 435
GS•••-4 435
GS••-4 435
GSAFETYCLIP 182
GSS•• 436
GSS••• 436
GSS•••• 436
GSS••••• 436
GSS•••••-4 436
GSS••••-4 436
GSS•••-4 436
GSS••-4 436
GSTC• 192
GSTC•• 192
GWDGV250F 825
GWH•••• 912
GWH-•••• 912
GWH1•00R 912
GWHC 912
GWH-C 912
GWHC-FF 912
GWHZ••• 913
GWHZ•••R 913

H•• 690
H••• 100, 690
H••••-BU 99
H•••BU 690
H•••Y50SZ 738
H•••Y50UC 738
H••BF•• 452
H••BF••-B 452
H••BF••-S 452
H••BF••-SS 452
H••BU 690
H••DC-A 454
H••F•• 452
H••F••-B 452
H••F••-S 452

Page #

H••F••-SS 452
H•BF• 451
H•BF•-B 451
H•BF•-S 451
H•BF•-SS 451
H•DC-A 454
H•F• 451
H•F•-B 451
H•F•-BOP 457
H•F•-S 451
H•F•-SS 451
H•F•-SS-BOP 457
H•M• 451
H•M•-S 451
H•OF• 451
H1DC 454, 482
H4F4-HV 453
H5••• 95
H5•••-BU 95
H5•••NST 95
H5••R100UC 736
H5••R50UC 736
H515R100••• 736
H515R50••• 736
H52••-A 95, 97
H52••-A-BU 95, 97
H52••L-A 97
H52••L-A-BU 97
H525R100••• 736
H525R50••• 736
H610Y50••• 738
H615Y50••• 738
H625Y50••• 738
HA•••• 771
HA••••ADP 785
HA••••-D 773
HA••••F 771
HA••••F-D 773
HA••••T 771
HA••••T-D 773
HA••NYFD••F 773
HA••NYFD••S 773
HA••NYFD76 773
HA••S•• 771
HA••S••F 771
HA••S••S 771
HA••S••T 771
HA••T••F 771
HA••T••S 771
HA023• 106
HA024• 106

Page #

HA0900-• 683
HA2515F 750
HA25NYC76 773
HA25NYFD15NYFD 773
HAB•••EZ 151
HAC•••EZ 151
HAD•••EZ 151
HB••• 246
HB•••• 365, 658
HB••••B 658
HB••••FS 658
HB••••G 365, 658
HB••••SS 658
HB•F•M 659
HBC••S 269
HBC•S 269
HC30143 750
HC90 892
HC90RB 892
HD1-• 528
HDBF75 561
HDPE••• 702
HDPE•••BU 702
HDSSF75 561
HFN••• 752, 854
HFN•••NST 752, 854
HFN150NYFD 752, 854
HFN-P• 26
HFR-C• 26
HGB•••NST 753, 855
HGB100S 753, 855
HGCFB•••NST 759
HGCFB150S 759
HGG100NST 758, 856
HGG100S 758, 856
HGV250 827
HGV250F 827
HGV250F-D 827
HGV250-H 827
HGV-HDWHL 828
HGV-KNOB 828
HGVW250F 828
HGVW250-W 828
HHA•••• 773
HHCI 230
HHD••P 530
HHD••T 530
HHP•M 672
HHTP 905
HN 23
HN•••SS 662

MURDOCK industrial | Sales@MurdockIndustrial.com www.HoseWarehouse.com | Phone: 330-535-7105 Fax: 330-535-1125 | Skype: MurdockIndustrial

Part Number Index

	Page #
HN••SS	662
HN•M•M	662
HNBGH••	235
HNBGHF••	235
HN-P	23
HN-PLUG	23
HP•	266
HPBV••	544
HPBV•••	544
HPBV•••SAE	544
HPBV••-3WAY	544
HPBV••SAE	544
HPBV••SS	544
HPFN150	752, 854
HPFN150NST	752, 854
HPSG	865
HPSGHD	865
HPSGL	865
HPSGW	865
HR	23
HR1610	748
HR1610-•	748
HR-C	23
HRC-•••	528
HR-CAP	23
HS•	263
HS••	263
HS•••	263
HS•••AL	848
HS•••SS	848
HS•BF•	458
HS•BF•-B	458
HS•BF•-S	458
HS•F•	458
HS•F•-B	458
HS•F•-S	458
HSCE•••	637
HSC-RKE•••	637
HSC-RKV•••	637
HSCV•••	637
HSR••	745
HSR••-••	745
HSRC••	744, 745
HSRC••-••	745
HSS•	263
HSS••	263
HSS•••	263
HST••	190
HST••P	529
HST••T	529
HSTBC•••	277
HSTBC••••	277
HT••BF••	474
HT••F••	474
HT••OF••	474
HT•BF•	474
HT•BF••	474
HT•BF••-SS	474
HT•BF•-SS	474
HT•DC	475
HT•F•	474
HT•F••	474
HT•F••-SS	474
HT•F•-SS	474
HT•JB•	475
HT•M•	474
HT•OF•	474
HT•OF••	474
HT•OM•	474
HT•RB•	475
HTBC•••	277
HTBG	374
HTBG•	374
HTBG••	374
HTBG••EXT	374
HTBG•EXT	374
HTBG-CT	374
HTE•BF•	477
HTE•BF••	477
HTE•F•	477
HTE•F••	477
HTE•OF•	477
HTE•OF••	477
HTM•••	266
HTSW	799
HTW••P	529
HTW••T	529
HU••••••N	80
HU••••••RN	80
HU100•••	681
HU100•••BW	681
HU1002•••	682
HU1002•••BW	682
HU1502•••	683
HU1502•••BW	683
HU200•••	681
HU200•••BW	681
HU206•••	681
HU400•••	682
HU602•••	682
HU602•••BW	682
HUC20••00	81
HUC20••00BC	81
HUF••••••CS	78
HUF206200MT	83
HUF206400FLG	82
HUF206400FLG-45	82
HUF206400FLG-ST	82
HUFALL•••CS	78
HUFALL•00FLG	82
HUM••••••CS	79
HUM206•00FLG	82
HUM206400FLG	82
HUM206400FLG-45	82
HUM206400FLG-ST	82
HUMF••••••CS	78
HUMF206400••	83
HUP207400	81
HUP207400DC	81
HUPALL•00	81
HUS500RN	79, 80
HUSF500SW	79
HUSM500SW-1	79
HVF••••-25	804
HVG0•••-25	804
HWH50	884
HWH50-75	884
HY•	528
HY••	528
IA•••TP	906
IB•••	133
IBFVW•••	549
IBFVW•••E	549
IBR••••	887
IBV••	544
IBV•••	544
IBV50BOV	906
IC•••	135
ICL••••	886
ID•••	140
ID•••TC	906
IH•••	147
IH6	165
IHC•••F	790
IHSC152	165
IHSC34	165
IRC4025	805
IRC4025F	805
IRC4025GF	805
ISCS4025F	808
ITD-••	894, 895
ITDH	894, 895
IXAN••	102
IXF••-•	94
IXFDPLG•••	101
IXFS••	102
IXFS32-3A	102
IXH••	93
IXM••	93
IXMS••	102
IXPE32-3A	101
IXSE••	101
IXSE••-3A	101
IXV••	94
J••	279, 527
J•••	171
J•B•	317
J•F•	316
J•M•	316
J•S•	316
J2F2-B	316
J2M2-B	316
J47	77
J844-••-•-100	887
J844-••-BL-100	887
JS•••	269
JX••	279
K•	268
K••	268
K•••	268
K••BF••	459
K••F••	459
K•BF•	459
K•BF•-SS	459
K•F•	459
K•F•-SS	459
K•OF•	459
K4-•-DC	460
K4DC	460
KB••	68
KHN•••	197
KLW•	205
KLW••	205
KM••	210
KM•••	210
KNW•	205
KNW••	205
KRH••	884
KRH•••	884
KRN•••	197
KRN••••	197

MURDOCK industrial | Sales@MurdockIndustrial.com www.HoseWarehouse.com | Phone: 330-535-7105 Fax: 330-535-1125 | Skype: MurdockIndustrial

Page #

KRW• 205, 754, 857
KRW•• 205, 754, 857
KRW•••• 205
KS• 268
KS•• 268
KS••• 268
KSS•• 364
KSV10-••• 557
KSW•• 364
KVW•• 205

L•• 692
L••• 692, 698
L•••• 698
L•••-A-AL 128
L•••-A-SS 128
L•••BU 692
L•••-C-SS 128
L•••-DC-SS 129
L•••-DP-SS 129
L•••-E-SS 129
L•••-HSCRP-SI 130
L••BU 692
L0•BL 695
L03-0•A 379
L03-0•AMB 379
L07-•••A 408
L07-200AC 406
L08-02A 379
L14AM7-G•• 567
L14AM7-G••• 567
L14AM7-G•••• 567
L14AM7-R•• 567
L14AM7-R••• 567
L14AM7-R•••• 567
L14AM7V-R••• 600
L14AM7X-R••• 600
L16-••A 392
L16-••AMB 392
L17-•••A 418
L17-•••D 420
L17-800APX 419
L18-••A 393
L18-••AMB 393
L2•2 322
L26-••A 393
L26-••AMB 393
L28-••A 394
L28-••AMB 394
L30-••A 394
L30-••AMB 394

Page #

L606-••4B 431
L606-••B 431
L606-••W 431
L72M-• 417
L72M-•MB 417
L73M-• 417
L73M-•MB 417
L74C-• 420
L74C-•MB 420
L74M-• 418
L74M-•MB 418
L74M-•MBPX 419
LCJS•-•• 903
LCJS12-15 903
LCLD 903
LCTS• 903
LCTS14 903
LDC2 554
LDCF2 554
LDCM2 554
LFV•• 536
LFV••• 536
LHC95 892
LHC95RB 892
LHFS400F 803
LHFS4045F 803
LHW 801
LJ••• 688
LJ•••• 688
LJR••• 688
LLBV2515F 831
LM••-* 92
LM••••- * 92
LOCKINGDEVICE 798
LOCKINGDEVICE6 798
LP•• 74
LP••-•• 74
LPB•• 74
LR•••• 261
LR••••• 261
LR7 173
LRHEZ••• 130
LRHEZ34 130
LRP-95-••• 403
LRP-96-••• 403
LS•• 275
LS••• 275
LSS•• 275
LSS••• 275
LV•N6D 400
LV•NAD 400

Page #

LW••200 899
LWSG-• 858

M• 74
M•• 74
M••••• 256
M•••••RAF 875
M•••••RAS 875
M•••••RAT 875
M••-•••UC 874
M••-••GAX 876
M••-••KAF 876
M••-••KAS 876
M••-••RAF 875
M••-••RAS 875
M••-••RAT 875
M••-••UC 874
M•200 369
M•F• 318
M•M• 318
M•S• 318
M16-••A 383
M16-••M 383
M16-03A 906
M16-03M 906
M18-••A 383
M18-••M 383
M2•2-B 318
M26-••A 383
M26-••M 383
M28-••A 384
M28-••M 384
M2B2 319
M30-••A 384
M35-0•AMB 385
M5834F 239
M5834HM 239
M5834M 239
M7400-•-•• 522
M7400-••-•• 522
M7455-•-•• 522
M7455-••-•• 522
MA••• 198
MA•••N 199
MAH• 263
MAH•• 263
MB••• 198
MBV•• 537
MC••• 553
MC•••• 257, 258
MC••••• 254, 257, 258

Page #

MC•••••ST••• 254
MC••••ST•• 258
MCH50 885
MCM•••• 257
MCM••••XL 260
MCS••• 199
MD•••••T 740
ME••• 704, 705
ME•••-• 706
ME•••-•• 704
ME••••-•• 705
ME•••F-• 706
ME•••FS-• 706
ME•••S 704, 705
ME•••S-• 706
ME•••S-•• 704
ME109-NH3-1 706
ME3162-32B 705
ME3162-32S 705
ME502-12/8 704
MEP120B 705
MEW• 705
MFB••• 552
MFC••• 552, 553
MFC••••• 552
MFS••• 552, 553
MFS••••• 552
MGC• 264
MGC•• 264
MGC••• 264
MH• 263
MH•• 263
MIC•• 670
MIC••• 670
MICAP•• 671
MICAP••• 671
MICAP•••G 671
MICAP••G 671
MIRU7550 657
MIU•• 657
MIU••• 657
ML•00M 369
MLS•• 202
MOC•••F-• 775
MOC250NYC-P 775
MOC250NYFD-P 775
MOC3025F-• 775
MOCA250F 816
MP•••• 260
MP••••• 256, 260
MPB-••-•• 894

MURDOCK industrial | Sales@MurdockIndustrial.com www.HoseWarehouse.com | Phone: 330-535-7105 Fax: 330-535-1125 | Skype: MurdockIndustrial

Part Number Index

	Page #
MPB-20Z-20	894
MPC-••-••	894
MPC-20Z-20	894
MPC-T••	896
MPR-T••	896
MPS-••-••	894
MPS-20Z-20	894
MRCH••	656
MRCH•••	656
MS•	73
MS••	73
MS•••	553
MS•••••T	740
MS••X•	73
MS••X••	73
MS•X•	73
MS•X••	73
MSA••••F	795
MSA••••S	795
MSA••••T	795
MSBC•••SS	17
MSBC•••SSFL	17
MSBC•••SSMNPT	17
MSP•••	869
MSP4PAK	869
MSP-95-•••	401
MT•••	446
MT••••	696
MT•••••	696
MT••••••	696
MTP-95-•••	401
N••	193
N•••	193
N•••NO	194
N••CS	116
N•BM•	294
N•F•-SS	293
N•M•	294
N•M•-SS	294
N•S•-SS	295
N35-••F••F	770
N35-••S••F	770
N35-••S••S	770
N36-••F••F	785
N36-••F••T	785
N36-••S••F	785
N36-••S••S	785
N36-••S••T	785
N36-••T••F	785
N36-••T••T	785
N37-••F••F	777, 778
N37-••F••G	777, 778
N37-••F••S	777, 778
N37-••F••T	777, 778
N37-••G••F	777
N37-••G••S	777
N37-••G••T	777
N37-••S••F	777
N37-••S••G	777
N37-••S••S	777, 778
N37-••S••T	777, 778
N37-••T••F	777, 778
N37-••T••S	778
N37-••T••T	778
N3CS4	295
N4BF•	293
N4BF•-B	293
N4BM•-B	294
N4BM•-LS	294
N4DC	295
N4DC-B	295
N4F•	293
N4F•-B	293
N4F•-B-LS	293
N4F6-S	293
N4M•-B	294
N4M•-B-LS	294
N4M•-LS	294
N4M6-S	294
N4M6-S-LS	294
N4S•	295
N4S•-B	295
N4S•-B-LS	295
N4S•-B-LS-WF	296
N4S•-B-WF	296
N4S•-LS	295
N4S•-LS-WF	296
N4S•-S	295
N4S•-S-LS	295
N4S•-WF	296
N53-••F••F	769
N53-••F••T	769
N53-••S••S	769
N53-••S••T	769
N54••-25F25F	803
N54-••F••F	781
N54-••F••T	781
N54-••S••S	781
N54-••S••T	781
N54L-••F••F	781
N54L-••F••T	781
N56-••F••F	772
NAPRAV•••F-••	834
NAPRAVF•••-••	834
NAPRAVGFT•••-••	836
NAPRAVGT•••-••	836
NAPRVF•••-••	835
NAPRVFT•••-••	836
NAPRVGT•••-••	835, 836
NCS-CSF-STZ•••	796
NCS-CSF-STZ•••C	796
NF307Y50GHT	737
NF307Y50GHT-KIT	737
NF610Y100•••	737
NF610Y50•••	737
NF615100RAQT	737
NF615-50RAQT	737
NF615Y100•••	737
NF615Y50•••	737
NFSGX••	898
NFSGX1••	898
NG••	689
NK2S2	324
NORG74DISPLAY	406
NPT•••TC	906
NV•F	555
NV4M	555
NW••	689
NW•••	689
NZ••••	869
NZ••••S	869
NZ6540QCS	869
NZMMEG5P-•••	869
NZMQC5P-•••	869
O•••BU	79, 81, 82
O246BU	38
O249BU	38
OA••	914
OCTOE32	684
OCTOES32	684
OCTS••	685
P••	219
P-••E-SKIT	500
P-••H-SKIT	455
P-••V-SKIT	470
P-•E-SKIT	500
P-•H-SKIT	455
P-•V-SKIT	470
P1A-•••A	408
P1A-•••M	408
P-4EA-SKIT	501
P4F•	297
P4F•-B	297
P4F6-9	297
P4F6-S	297
P4M•	298
P4M•-B	298
P4M6-9	298
P4M6-S	298
P8A-860•	421
PAP250	791
PBC250	790
PBLSS••	439
PBLSS•••	439
PBLSS••••	439
PCDVCHSS36	12
PD•F•	482
PD•M•	482
PD•OM•	482
PEDF200	561
PEDF75	561
PF•	297
PF••	297
PF12SS	297
PFB••	297
PFB8	297
PFC250F	789
PFC250U	789
PFCW•••	789
PFCW•••F	789
PFCW•••F-Y	789
PFL••	297
PFL••FS	298
PFL•FS	298
PFL12SS	297
PFL8	297
PFN4005•	764
PFNB•••S	758, 856
PFNB150NST	758, 856
PG700	372
PG8083	907
PGA•••NST	761
PGA150NPSH	761
PGH100	883
PGH50	883
PGS••	437
PGS•••	437
PGS••••	437
PHFA6	750, 820, 911
PHFA-B-A	820, 911
PHL•	298

MURDOCK industrial | Sales@MurdockIndustrial.com www.HoseWarehouse.com | Phone: 330-535-7105 Fax: 330-535-1125 | Skype: MurdockIndustrial

Page #

PHL••FS 298
PHL••WF 299
PHL•FS 298
PHL•WF 299
PHL1• 298
PHL12SS 298
PHLB1• 298
PHW 800
PL••• 368
PL•••L 368
PL400LWF 369
PL400WF 369
PLUG•••F-C 791
PLUG•••S-C 791
PM• 298
PM•• 298
PM12SS 298
PMB1• 298
PMB8 298
PML• 297
PML••FS 298
PML•FS 298
PML12 297
PML12SS 297
PN••• 684
PN•••• 684
PN15 755
PN15F 755
PNB75GHT 862
PNS••• 684
PNS•••• 684
POLYHA•••• 774
POLYHA15S15F 774
POLYHA2515F 774
POLYHA2520T 774
PP•VEU•-MG 730
PP•VFC•-MG 729
PP•VFE•-MG 729
PP•VMC•-MG 729
PP•VME•-MG 729
PP•VTEU•-MG 730
PP•VUC•-MG 730
PP250F 791
PP250NYFD 791
PPA•• 184
PPA••• 184, 250
PPB•• 184
PPB••• 184
PPC•• 185
PPC••• 185
PPCF•• 250

Page #

PPCM•• 250
PPD•• 185
PPD••• 185
PPDV75 840
PPE•• 186
PPE••• 186
PPF•• 186
PPF••• 186
PPH•• 187
PPH••• 187
PPLSS•• 248
PPM• 249
PPN•• 246
PPN••• 246
PPP•• 187
PPP••• 187
PPSO150• 764
PRC 749
PRN•••F 749
PRWB 749
PS••• 433, 434
PS-12HF12-B 458
PS403 401
PS417B 405
PS-H12F12-B 458
PSM•••• 891
PSN76 862
PSNP•••NYFD 792
PSNP250••• 792
PSNP250S 792
PSW 799
PSW-• 799
PT••• 446
PTH-•••AG 408
PTLS10040 703
PTLS7540 703
PTP 905
PTTF150• 764
PU•••• 891
PV••• 545
PVFP•• 545
PVFP••• 545
PVFPN••• 546
PVFPS200 546
PVFPSA200 546
PV-HDWHL 841
PV-KNOB 841
PVN200 546
PW••F••F 832
PW••S••S 832
PW6••B100••• 735

Page #

PW6••B50••• 735
PWH•• 884
PWH••• 884
PYLS•••• 703
PYLS••••• 703

Q•CAP 295
QB• 295
QB•• 294, 295
QB••WF 296
QB•WF 296
QB10• 293
QB8• 293
QBM• 295
QM• 295
QM•• 294, 295
QM••WF 296
QM•WF 296
QM10• 293
QM8• 293
QMCAP 295
QSS•• 294
QSS103 293
QSS23 294
QSS4 295
QSS83 293
QTF••••-F 743
QTF75GHT-F 743
QTM••••-F 743
QTM75GHT-F 743
QTX150-F 743

R•• 219, 694
R••• 694
R•••BU 694
R••BU 694
R••P• 90
R••P•LJR15 89
R••P•SOR15 89
R03-0•R 377
R03-0•RG 377
R07-•••R 407
R07-•••RG 407
R07-200RGC 406
R08-02RG 378
R11-•••RG 413
R11-••C 430
R11-••CG 430
R119-••C 430
R119-••CG 430
R16-••R 387

Page #

R16-••RG 387
R16-••RH 387
R16-••RHG 387
R17-•••R 413
R17-•••RG 413
R18-••R 387
R18-••RG 387
R18-C05R 413
R18-C05RG 413
R200SS 171
R21-••R 386
R21-••RG 386
R26-••R 388
R26-••RG 388
R26-••RH 388
R26-••RHG 388
R28-••R 389
R28-••RG 389
R30-••R 389
R30-••RG 389
R30-••RH 389
R30-••RHG 389
R364-••C 429
R364-••CG 429
R374-02C 429
R374-02CG 429
R40-••RH 390
R40-••RHG 390
R40-0•R 390
R40-0•RG 390
R43-•••RG 415
R46-•••R 370
R46-•••RG 370
R504-•••• 241
R515100••• 736
R515100•••/F 736
R515100CBF 736
R515100CBF/F 736
R515-50••• 736
R515-50•••/F 736
R515-50CBF 736
R515-50CBF/F 736
R515U100•••/F 735
R515U100CBF 735
R515U100CBF/F 735
R515U50••• 735
R515U50•••/F 735
R515U50CBF 735
R515U50CBF/F 735
R72G-•R 412
R72G-•RG 412

MURDOCK industrial | Sales@MurdockIndustrial.com www.HoseWarehouse.com | Phone: 330-535-7105 Fax: 330-535-1125 | Skype: MurdockIndustrial

Part Number Index

	Page #
R72M-•R	414
R72M-•RG	414
R73G-•R	412
R73G-•RG	412
R74G-•R	413
R74G-•RG	413
R83-200R	414
R91-221RG	414
RA••	239
RA•••	240
RA•F•M	659
RA79•	240
RAGG••••	697
RAGG•••••	697
RAM•	283
RAM••	283
RAM•WF	287
RAM7T	287
RAS•••	241
RB•	71, 75
RB••	68, 71, 75
RB•••BL	133
RB•••EZ	133
RB12SC	70
RB3-0•R	378
RB3-0•RG	378
RBU•	75
RBU••	75
RC•••BL	135
RC•••BLNO	135, 136
RC•••BT	584
RC•••CEZ	136
RC•••EZ	137
RC•••EZ-••	138
RC•••EZCR	108, 137
RC•••EZNO	137, 138
RC•••EZPF	137
RC•••SE	584
RC•F•F	655
R-CN	24
R-CN-P	24
R-CN-PLUG	24
R-CR	24
R-CR-C	24
R-CR-CAP	24
RD•••BL	140
RD•••EZ	141
RD•••EZHD	141
RD15•••	740
RD15193F	740
RDA••••BL	153
RDA••••EZ	153
RDA90•••EZ	157
RDD••••EZ	154
RDD•••EZ	154
RDL•••EZ	160
RDM•	209
RDM••	209
RDWBPST•••EZ	162
RDWSP•••EZ	161
RE•••-••••	143
RE•••BT	584
RE•••NO	143
RE•••PF	142
RE•••SE	584
REL••••	665
R-EN	24
R-EN-P	24
R-EN-PLUG	24
REP•••AS	817
REP•••AS-•	817
REP•••HY	817
REP•••SP	817
REP•••SP-•	817
REP250PT	817
REP400AS/SP	817
R-ER	24
R-ER-C	24
R-ER-CAP	24
RES••	201
RES•••	201
RFC•••	787
RFC•••F	787
RFP•••F	792
RFST••	193
RFST•••	193
RFST••CS	116
RG••••	261
RG•••••	256, 261
RGB•	67, 68
RGB••	67, 68
RGF••	67
RGF••P•	69
RGFAS11	70
RGFAS6	70
RGMAS6	70
RH•••BL	147
RH•••EZ	148
RHA••••	772
RHA••••F	772
RHA••••T	772
RHA••S••	772
RHA••S••F	772
RHA••S••T	772
RHA••T••F	772
RHC••	656
RHC•••	656
RHC•••B	656
RHC•••FS	656
RHC•••G	656
RHC•••SS	656
RHC••B	656
RHC••FS	656
RHC••G	656
RHC••SS	656
RHEZ152	166
RHEZ175	166
RHEZ34	166
RHEZ6	166
R-HN	25
RHN••••SS	662
R-HN-P	25
R-HN-PLUG	25
R-HR	25
R-HR-C	25
R-HR-CAP	25
RHS•	206
RHS••	206
RHS•••	206
RHSC152	165
RHSC175	165
RHSC34	165
RIC150F	816
RJT-•••SP	587
RK•••	890
RK••••	434
RKB605WB	434
RKHN•••	211
RKR•••Y	434
RL••V	693
RLC•••EZ	128
RLD200EZ	129
RLH•••EZ	129
RLP••	74
RM•	210
RMA•••	241
RMS•	73
RMS••	73
RN••	193, 211
RN•••	193, 211
RN•••NO	194
RN••CS	116
RNB150NST	759
RNB150S	759
RNW•••-40	689
RNW••-40	689
RPA-95-•••	402, 405
RPA-96-•••	402
RPN••	223
RRHS••	206
RRP-95-•••	402, 403
RRP-95-590	405
RRP-96-•••	402, 403
RS15•••	740
RS15•••F	740
RSDM••	200
RSE•••••F	803
RSE•••••F-C	803
RSF•••F	767
RSF••F••T	767
RSFSA•••F	766
RSFSA••F••T	766
RSHR••	200
RSK••	200
RSM•••F	779
RSM•••S	779
RSM••F••T	779
RSMSA•••F	780
RSMSA250F-Z	780
RSS••	207
RST•	190
RST••	190
RST••••	192
RST•••NOS	195
RST••A	191
RST••CS	115
RST••PF	195
RSTB•	191
RSTB••	191
RSTB••CS	115
RSTV••	191
RSTV••CS	115
RTCA••	56
RTCT••	57
R-TN	25
R-TN-P	25
R-TN-PLUG	25
R-TR	25
R-TR-C	25
R-TR-CAP	25
RTW150	741
RWDGV250F	826
RWDGV3025F	826
RWF••	71

MURDOCK industrial | Sales@MurdockIndustrial.com www.HoseWarehouse.com | Phone: 330-535-7105 Fax: 330-535-1125 | Skype: MurdockIndustrial

Page #

S•• 198
S••• 198, 199
S••••• 740
S•••••F 740
S••••X•••X120CS 117
S•••X•••X090CS 117
S•••X•••X120CS 117
S••N 199
S6175 831
S6175S 831
S7100 831
S7100-15 831
S7100-15S 831
S7337S 831
SA15Y57 434
SA161X57 434
SA200•W57 434
SA4050AL 48
SAEB-••-•• 894
SAEC-••-•• 894
SAHW 799
SAP• 192
SAP•• 192
SAR10Y57 434
SB•• 198
SB••• 198
SB••N 199
SBC•••AL 18
SBC•••ALFL 18
SBC•••ALMNPT 18
SBC•••ALTTMA 18
SBC•••SS 18
SBC•••SSFL 18
SBC•••SSMNPT 18
SBC-E300CC13 577
SBC-E300TP13 592
SBCS 290
SBDV•• 833
SBG 290
SC••• 281
SC•••• 281
SC•••ABS 798
SC•••-NL 798
SCCW••• 281
SCCW•••• 281
SCM•• 448
SCS4025F 808
SCV••• 558
SCVH• 556
SCVH•• 556

Page #

SCVJ• 556
SCVL• 556
SCVL•• 556
SCVM• 556
SCVM•• 556
SCVR• 556
SCVS• 365, 556
SCVS•• 556
SD•• 200
SD•200 171
SD•300 171
SD•400 171
SDMP•• 200
SE•F•M 665
SE45•• 667
SE45••• 365, 667
SE45•••G 667
SE45••G 667
SE90•• 666
SE90••• 666
SE90••B 666
SE90••FS 666
SE90••G 666
SE90••SS 666
SEGC0-•.••-•• 900
SEGC1-•.••-•• 900
SEGS0-•.••-•• 900
SEGS1-•.••-•• 900
SF•••F 767
SF•••F-• 767
SF•••F-D 767
SF•••NYFD 767
SF•••S 767
SF••F••T 767
SF••F••T-D 767
SF•20FGXFGCS00 55
SF•20FGXFGCS10 55
SF•20WXWCS00 55
SF•20WXWCS10 55
SF1471-••• 60
SF1631-••• 60
SFBTFLY••••F 842
SFC••• 550
SFC•••• 550
SFJCT••CS 115
SFMF••• 517
SFMF•••• 517
SFMF••••-45 517
SFMF••••-90 517
SFMF•••-90 517
SFSA••••F 794

Page #

SFSA••••F-LH 794
SFSA••••S 794
SFSA30-••••F 796
SFSA30-••••F-LH 796
SG••• 270
SGH•• 883
SGH••• 883
SGP••• 798
SGS•••-NL 798
SGV••• 829
SGV•••F 833
SGV30-••• 829
SGVF••• 833
SHA5045F 797
SHD•S• 322
SHD2•• 321
SHD4•• 321
SHP•• 672
SHP••• 672
SHP•••B 672
SHP•••FS 672
SHP•••G 672
SHP•••SS 672
SHP••FS 672
SHP••G 672
SHP••SS 672
SHS•• 206
SHS••• 206
SIC250F 816
SIC250F-• 816
SJSS•••BB-20 619
SJSS•••CC 619
SJSS•••CC-20 619
SK•• 200
SK1098 274
SL•• 292
SL••• 758, 856
SL•••CR 291
SL•••F 291
SL•••H 291
SL•••M 291
SL075GHT 758, 856
SL150NST 758, 856
SLP1 292
SLR• 292
SLS••• 202
SLS4 68
SLT10050 ....820, 907
SM•••F 779
SM•••F-D 779
SM•••NYFD 779

Page #

SM•••S 779
SM••F••T 779
SM••F••T-D 779
SM••S••F 779
SM515W50••• 735
SMB1525 798
SMB450 798
SMV••• 550
SN••• 551
SN•••• 551
SN75 862
SO••• 688
SO•••• 688
SOE•• 669
SOE••• 669
SOR••• 688
SOT•• 669
SOT••• 669
SP•• 261
SP••• 256, 261
SPF••• 551
SRH360•••-G••• 616
SRH360•••-R••• 616
SS••• 204, 238, 270
SS•••-• 807
SS16-•63 450
SS2404-•-• 511
SS2404-••-•• 511
SS2405-•-• 511
SS2405-••-•• 511
SS2501-•-• 513
SS2501-••-•• 513
SS337 71
SSA•• 857
SSA•••• 797
SSBV•• 539
SSBV••• 539
SSBV•••SR 541
SSBV•••TW 538
SSBV••SR 541
SSBV••TW 538
SSC•• 234
SSCAP•• 671
SSCF•• 234
SSCF7•• 234
SSC-T••-1 897
SSC-T••-2 897
SSCVIL••• 559
SSE•• 911
SSGV•• 547
SSGV••• 547

MURDOCK industrial | Sales@MurdockIndustrial.com www.HoseWarehouse.com | Phone: 330-535-7105 Fax: 330-535-1125 | Skype: MurdockIndustrial

Part Number Index

	Page #
SSLBV••	540
SSLBV•••	540
SSLBV•••SP	540
SSLBV••SP	540
SSPM•	225
SST••	669
SST•••	669
SST10	372
ST•	190
ST••	190
ST•••	190
ST••BF••	480
ST••F••	480
ST••OF••	480
ST••PF	195
ST••-SKIT	481
ST•BF•	480
ST•BF••	480
ST•BF••-SS	480
ST•BF•-SS	480
ST•BF•-V2	480
ST•DC-A	481
ST•F•	480
ST•F••	480
ST•F••-SS	480
ST•F••-V2	480
ST•F•-SS	480
ST•F•-V2	480
ST•OF•	480
ST•OF••	480
ST•-SKIT	481
ST16DC-A	481
ST16F16-SS	480
ST204B	270
ST205G	270
ST206R	270
ST8DC-A-V2	481
STB•	191
STB••	191
STB•••	191
STB••CS	115
STBC•••	276
STBC••••	276
STBC••••L	278
STBC•••L	278
STC•	190
STC••	190
STC•••	190
STC••••	192
STC••••••	192
STC••A	191
STC••CS	115, 117
STC-180•-R•••	616
STC-360-R•••	616
STC-RK•••	616
STFC•	498
STFC••	498
STFC•SS	498
STFP•	499
STFP••	499
STFP•B	499
STFP•SS	499
STMC•	498
STMC••	498
STMC•SS	498
STMP•	499
STMP••	499
STMP•B	499
STMP•SS	499
STR2••••	686
STR3••••	687
STR6648	687
STV••	191
STV•••	191
STV••CS	115, 117
STW•••	741
SUBV••	546
SUBV•••	546
SUBVN100	546
SV••	447, 557
SV•••	365, 557
SV•••HD	557
SV•••SS	557
SV••HD	557
SV••SS	557
SW••	200, 802
SW•••	200, 741, 750, 754, 785, 857
SW••-••••••	679
SW•••F	741, 754, 857
SW153	802
SW1530	802
SW250	792
SW300F	792
SWB-2	802
SWB-S-•	802
SWCV••	560
SWCV•••	560
SWDS	864
SWDSHOSE••	880
SWG300-4	907
SWMF•••	848
SWMF-RK•	845
SWMF-RK••	845, 848
SW-S400	802
SZW2	802
SZW2-NL	802
T•••	688, 698
T••••	688, 698
T•DC	495
T•F•	494
T•W7	242
T16AMP-••••••PL	630
T16AMP-••••••PM	630
T16AMP-•••PL	630
T16AMP-•••PM	630
T16W-•••PL	630
T16W-•••PM	630
T2CM-•••PL	625
T2CM-•••PM	625
T2CMP-•••PL	625
T2CMP-•••PM	625
T2KM-•••PL	626
T2KM-•••PM	626
T2KMP-•••PL	626
T2KMP-•••PM	626
T2KS-•••PL	625
T2KS-•••PM	625
T2S-•••PL	625
T2S-•••PM	625
T3F3-SS	494
T600-60F	689
T7MP-•••PL	627
T7MP-•••PM	627
T7RWWW-••••••PL	626
T7RWWW-••••••PM	626
T7WWM-•••PL	627
T7WWM-•••PM	627
T7WWMS-•••PL	627
T7WWMS-•••PM	627
T7WWW-•••PL	626
T7WWW-•••PM	626
TA•••	251, 673
TA•••F	251
TBC•••	276
TC97	892
TC97RB	892
TCF•	676
TCF••	247, 250
TCM••	250
TCMR-T••	897
TCN•••	674
TCR-T••-••	897
TCS••••F	810
TCS••••F-••	810
TCT••	57
TES-••-••	895
TETF4AL	36
TETF4ALFP50	36
TETFG4AL	36
TF••	247
TF••WF•-80	90
TFK	354
TFN150-•••	760
TFN150NST-•••	760
TFS••	247
TFV••	554
TFV2HB	554
TG••	88
TG•••	88
TG••-••	89
TG•••-••	89
TGL••	88
TGL•••	88
TGL••-••	89
TGR••	88
THB••	673
THN••	246
TL14AM7-•••PL	567, 630
TL14AM7-•••PM	630
TLFS••	248
TLS••	248
TLSS••	248
TLT••	251
TM•	249
TM••	88, 249
TM•••	88
TM••-••	89
TM•••-••	89
TML••	88
TML•••	88
TML••-••	89
TMR••	88
TMR••-••	88, 89
TN	23
TN••	246
TN•••	246
TN••••	246
TN•••X•	661
TN•••X•SS	661
TN-P	23
TN-PLUG	23
TP••	88

MURDOCK industrial | Sales@MurdockIndustrial.com www.HoseWarehouse.com | Phone: 330-535-7105 Fax: 330-535-1125 | Skype: MurdockIndustrial

Page #

TP••• 88
TP••-•• 89
TP•••-•• 89
TPF•• 252
TPG 909
TPL•• 88
TPL••• 88
TPM• 252
TPN•• 252
TPP140 872
TPR•• 88
TPR••-•• 89
TPS• 676
TPS•• 676
TPX• 676
TPX•• 676
TR 23
TR••• 688
TR•BF• 472
TR•F• 472
TR-C 23
TR-CAP 23
TSA•• 673
TSE•• 675
TSS•• 206
TSSS••• 249
TSST••• 249
TT•50 902
TT•75 902
TT•ASG 38
TT•ASG-ETH 38
TT•ASGOE 38
TT4ASG-ETH 38
TT4ASG-ETHOE 38
TTA50LP 902
TTA50SS 902
TTB100 902
TTBP50 902
TTC• 676
TTF•AL-•EMT 35
TTF•AL-•MT 35
TTF400SP 35
TTF4AL-•FT 35
TTFS4AL-FP50 36
TTFS4SS 38
TTFST••CS 116
TTFST••CS-THK 116
TTPM••-••• 902
TTPM••-•••• 902
TTPM•••-••• 902
TTPM•••-•••• 902

Page #

TUN•••FS 657
TUN•••SS 657
TUN•F 657
TUN0••G 657
TVPC200-300 641
TVS7-30 242
TVSEC-G••• 640
TWGV25 907
TYP2501-•• 375

U••• 723, 724
UHGV250F 827
UHGV250F-D 827
UHGV250-W 827
UPP250F 750, 755
UPP250F-SPEC 755
UPPT 755
UPPT••• 755
USBG 290
USW 799

V••BF•• 465
V••BF••-B 465
V••BF••-B-E 468
V••BF••-E 468
V••BF••-SS 465
V••BF••-SS-E 468
V••DC-A 469
V••F•• 465
V••F••-B 465
V••F••-B-E 468
V••F••-E 468
V••F••-SS 465
V••F••-SS-E 468
V••JM•• 464
V••M•• 464
V••M••-B 464
V••M••-E 467
V••M••-SS 464
V••M••-SS-E 467
V••OF•• 465
V•BF• 465
V•BF•-B 465
V•BF•-B-E 468
V•BF•-E 468
V•BF•-SS 465
V•BF•-SS-E 468
V•-BRKIT 471
V•DC-A 469
V•F• 465
V•F•-B 465

Page #

V•F•-B-E 468
V•F•-E 468
V•F•-SS 465
V•F•-SS-E 468
V•JM• 464
V•M• 464
V•M•-B 464
V•M•-B-E 467
V•M•-E 467
V•M•-SS 464
V•M•-SS-E 467
V•OF• 465
V•-RKIT 471
V•-SSRKIT 471
V2DC 469
VEP••BF•• 484
VEP••DC-A 484
VEP••F•• 484
VEP••F••-BOP 486
VEP••FH•• 485
VEP••FP•• 485
VEP••OF•• 484
VEP•BF• 484
VEP•DC-A 484
VEP•F• 484
VEP•F•-BOP 486
VEP•FH• 485
VEP•FP• 485
VEP•OF• 484
VHC••• 454, 463, 469
VHC•••• 463
VHC•••B 463
VHC•••NV 466
VHC•••SS 463
VHCN••• 460, 469
VHN••• 465, 469
VHN•••• 465
VHN•••B 465
VHN•••NV 468
VHN•••SS 465
VN••••-200 699
VNR••••-200 699
VR••••CS-AL 34
VR••••CS-AL45 34
VR4030CS-AL 33
VR4030CS-SH 34
VR4040CS-4MNPT 34
VR4040CS-AL 33
VR4040CS-ALS45 34
VR4040CSRK• 33, 34
VR4050AL 47

Page #

VR4050PL 47
VR4086 46
VR4086-BY 46
VR6200 43
VR6200NP 43
VRC3000AL 33
VRHK 34
VRHK-C 34
VT 21
VT7 21
VT9 21
VTT 21
VTX 21
VTX-9 21

W• 72
W•• 72
W••-•-•-U 524
W••BF••-B 488
W••-BMF 488
W••DC 488
W••F••-B 488
W••-RKIT-V2 489
W•BF•-B 488
W•-BMF 488
W•DC 488
W•F•-B 488
W•-RKIT-V2 489
W104-•-• 524
W104-••-•• 524
W106-•-• 524
W106-••-•• 524
W4-••-••-U 525
W4-•-•-U 525
W43-••-••-U 524
W44-••-••-U 524
W44-•-•-U 524
W45-•-• 524
W45-••-•• 524
W46-••-••-U 524
W46-•-•-U 524
W48-••-••-U 524
W48-•-•-U 524
W49-•-• 524
W49-••-•• 524
W59-••-••-U 525
W59-•-•-U 525
W60-•-• 525
W60-••-•• 525
W61-•-• 525
W61-••-•• 525

MURDOCK industrial | Sales@MurdockIndustrial.com www.HoseWarehouse.com | Phone: 330-535-7105 Fax: 330-535-1125 | Skype: MurdockIndustrial

Part Number Index

	Page #
WA•	362
WA2B	362
WA2SS	362
WA4FL12X•••-•	83
WA4FL12X••••-•	83
WB•	362
WB1C	362
WB1SS	362
WBC	72
WBN•••	363
WD•01ALVB	39, 548
WD•04ALVB	39, 548
WD40	908
WDGV•••F	825, 826
WDGV250NYFD	825
WDGV3025F	826
WDH••BK••GAX	879
WDH••BK••KAF	879
WDH••BK••KAS	879
WDH••BK••RAF	878
WDH••BK100RAF	878
WDH••BK100RAS	878
WDH••BK100RAT	878
WDH••BK100UC	880
WDH••BK50RAS	878
WDH••BK50RAT	878
WDH••BK50UC	880
WDN150	857
WDN150NST	857
WDS1	864
WDSR	864
WF•	71
WF••	71
WF•••	71
WF26-1	71
WH300-•	171
WH400-•	171
WHYD••••F	830
WILK26DISPLAY	405
WM•	72
WM••	72
WN••	685
WN•••	689
WN1000	689
WOC-T••	896
WP2H-••-•	814
WP2H••-•	814
WP2H-ASSP-•	814
WP3H••-•	814
WS••BF••	490
WS••BF••-SS	490
WS••DC-A	492
WS••F••	490
WS••F••-BOP	493
WS••F••-SS	490
WS••F••-SS-BOP	493
WS••FH••	491
WS••OF••	490
WS•BF•	490
WS•BF•-SS	490
WS•DC-A	492
WS•F•	490
WS•F•-BOP	493
WS•F•-SS	490
WS•F•-SS-BOP	493
WS•FH•	491
WS•FP•	491
WS•OF•	490
WSB-••	893
WSB-••-••	893
WSB-••-•••	893
WSB-••T	893
WSB-••T-•••	893
WSB-20Z	893
WSR•	362
WSR•SS	362
WSR1•	362
WSS••	265
WTB-T••	896
WTB-T••Z	896
X02-04	400
X02-04MB	400
X03-02	386
X03-02MB	386
X27	280
XLS-••A0120P	652
XPO-•4F	652
XSO-4•••-0A	652
Y•••	703
Y10075	367

MURDOCK industrial | Sales@MurdockIndustrial.com www.HoseWarehouse.com | Phone: 330-535-7105 Fax: 330-535-1125 | Skype: MurdockIndustrial

Limited Warranty

DIXON VALVE AND COUPLING COMPANY (herein called "Dixon") warrants the products described herein, and manufactured by Dixon to be free from defects in material and workmanship for a period of one (1) year from date of shipment by Dixon under normal use and service. It's sole obligation under this warranty being limited to repairing or replacing, as hereinafter provided, at its option any product found to Dixon's satisfaction to be defective upon examination by it, provided that such product shall be returned for inspection to Dixon's factory within three (3) months after discovery of the defect. The repair or replacement of defective products will be made without charge for parts or labor. This warranty shall not apply to: (a) parts or products not manufactured by Dixon, the warranty of such items being limited to the actual warranty extended to Dixon by its supplier; (b) any product that has been subject to abuse, negligence, accident, or misapplication; (c) any product altered or repaired by others than Dixon; and (d) to normal maintenance services and the replacement of service items (such as washers, gaskets and lubricants) made in connection with such services. To the extent permitted by law, this limited warranty shall extend only to the buyer and any other person reasonably expected to use or consume the goods who is injured in person by any breach of the warranty. No action may be brought against Dixon for an alleged breach of warranty unless such action is instituted within one (1) year from the date the cause of action accrues. This limited warranty shall be construed and enforced to the fullest extent allowable by applicable law.

Other than the obligation of Dixon set forth herein, Dixon disclaims all warranties, express or implied, including but not limited to any implied warranties of merchantability or fitness for a particular purpose, and any other obligation or liability. The foregoing constitutes Dixon's sole obligation with respect to damages, whether direct, incidental or consequential, resulting from the use or performance of the product.

Some products and sizes may be discontinued when stock is depleted, or may require a minimum quantity for ordering.

Limits of Liability

This catalog is intended as a product offering. It is not intended to be a user or technical manual. Information in this catalog is subject to change without notice. All users and distributors of products sold through this catalog should contact Dixon® with questions of use, compatibilities, coupling procedures and life of product. Our full-time engineering and test staff are always available to recommend uses and to assist distributors and users with any questions.

Safety

Safety logos, which appear throughout our catalog, are used as a reminder that the user should carefully review for the appropriateness of the product for the media, application and environment in which it will be used.

NOTE: Because of the health hazards associated with contamination and lead content in drinking water systems, Dixon® couplings, unless otherwise specifically approved, are not recommended for potable water service and should not be used in applications where drinking water will contact the wetted surfaces of the coupling.

Warning: Dixon® products may contain chemicals known to the State of California to cause cancer, birth defects, or other reproduction harm.

Trademarks

Delrin® and Zytel® are registered trademarks of E.I. duPont Nemours and Company.

Kalrez® is a registered trademark of DuPont Dow Elastomers.

All other trademarks appearing in the Dixon® Illustrated Price List are the property of their respective owners.

Copyright

Copyright © 2018 by Dixon Valve and Coupling

All rights reserved. This book is copyrighted material. Use, reproduction or copying of it by anyone other than Dixon® is strictly forbidden without its express written consent.

NOTE: Reasonable care has been taken in preparing this catalog. Dixon Valve & Coupling Company reserves the right to make corrections.

NAHAD

MURDOCK industrial | Sales@MurdockIndustrial.com www.HoseWarehouse.com | Phone: 330-535-7105 Fax: 330-535-1125 | Skype: MurdockIndustrial

Dixon®
ph 877.963.4966
fx 800.283.4966
dixonvalve.com

DPL417 INDEX

A Engineered Fluid Transfer Couplings pages 4 - 65
B Hose Coupling Systems pages 66 - 118
C Cam & Groove pages 119 - 188
D Industrial Hose Fittings pages 189 - 261
E Clamps pages 262 - 281
F Pneumatic Fittings pages 282 - 360
G Pneumatic Accessories pages 361 - 448
H Hydraulic Fittings pages 449 - 530
I Valves pages 531 - 562
J Sanitary Fittings pages 563 - 652
K Pipe, Welding & Tube Fittings pages 653 - 730
L Fire Fittings & Accessories pages 731 - 843
M Nozzles, Spray Guns & Accessories pages 844 - 872
N Hose & Tubing pages 873 - 900
O Maintenance and Repair pages 901 - 914
P Safety & Technical pages 915 - 948
Q Index pages 949 - 992

United States

Albany, NY
ph 518.725.0998
178A Corporate Drive
Gloversville, NY 12078
nysales@dixonvalve.com

Atlanta, GA
ph 770.486.9619
101 T.D.K. Boulevard
Suite A
Peachtree City, GA 30269
gasales@dixonvalve.com

Dallas, NC
ph 704.376.5755
2925 Chief Court
Dallas, NC 28034
ncsales@dixonvalve.com

Chestertown, MD
ph 800.355.1991
800 High Street
Chestertown, MD 21620
sales@dixonvalve.com

Chicago, IL
ph 630.323.4442
1011 N. Hilltop Drive
Itasca, IL 60143
chsales@dixonvalve.com

Cleveland, OH
ph 330.425.3000
1900 Enterprise Parkway
Twinsburg, OH 44087
ohsales@dixonvalve.com

Houston, TX
ph 713.678.4291
6525 Homestead Road
Houston, TX 77028
txsales@dixonvalve.com

Kansas City, MO
ph 816.221.0064
1244 Saline Street
N. Kansas City, MO 64116
kcsales@dixonvalve.com

Los Angeles, CA
ph 909.605.6400
8840 Flower Road
Suites 150/160
Rancho Cucamonga, CA
91730
casales@dixonvalve.com

Portland, OR
ph 503.289.0400
2642 North Marine Drive
Portland, OR 97217
plsales@dixonvalve.com

Salt Lake City, UT
ph 801.972.1180
McGillis Ind. Pk. Suite A
1972 South 4370 West
Salt Lake City, UT 84104
utsales@dixonvalve.com

Tampa, FL
ph 813.247.3500
5120 Adamo Drive
Suite E
Tampa, FL 33619
flsales@dixonvalve.com

Dixon Divisions

Dixon Bayco
ph 800.355.1991
800 High Street
Chestertown, MD 21620
fx 410.778.4702 • 800.283.4966

Dixon Brass
ph 800.323.4440
40 Chestnut Ave.
Westmont, IL 60559
fx 800.628.7259

Dixon Eagle
ph 800.314.9246
33 Plan Way, Bldg 5
Warwick, RI 02886
fx 401.732.2201

Dixon Fire
ph 877.712.6179
800 High Street
Chestertown, MD 21620
fx 410.778.9525

Dixon Quick Coupling
ph 704.334.9175
2925 Chief Court
Dallas, NC 28034
fx 704.334.9002

Dixon Sanitary
ph 800.789.1718
N25 W23040 Paul Road
Pewaukee, WI 53072
fx 800.789.4046

Dixon Specialty Products
ph 888.226.4673
225 Talbot Blvd
Chestertown, MD 21620
fx 410.778.1958

International

Wingfield SA, Australia
ph 61.8.8202.6000
fx 61.8.8202.6099

Edmonton, Alberta, Canada
ph 780.469.5444
fx 780.463.9205

Innisfil, Ontario, Canada
ph 705.436.1125
fx 705.436.6251

Montreal, Quebec, Canada
ph 514.422.9292
fx 514.422.0166

Preston, England
ph 44.1772.323529
fx 44.1772.314664

Paris, France
ph 33.171.841016
fx 33.171.841019

Troisdorf-Spich, Germany
ph 49.2241.84406.0
fx 49.2241.8440679

Monterrey, Mexico
ph 52.81.8354.5649
fx 52.81.8354.8197

St. Petersburg, Russia
ph 7.812.677.5447
fx 7.812.956.4782

Singapore
ph 65 6232 5272
fx 65 6232 5270

Sharjah, United Arab Emirates
ph 971.657.41488
fx 971.657.41484

DIXON
The Right Connection®

Uncommon Excellence • Uncommon Excellence • Unc

MURDOCK industrial | Sales@MurdockIndustrial.com www.HoseWarehouse.com | Phone: 330-535-7105 Fax: 330-535-1125 | Skype: MurdockIndustrial