



Iron Bell®

Drop-in Bathroom Sink

K-2804-P5

Features

- KOHLER® cast iron.
- Drop-in.
- Oval basin.
- Without overflow.
- No faucet holes; requires wall- or counter-mount faucet.
- 18" (457 mm) x 16" (406 mm)

Recommended Accessories

K- 9018 P-Trap

Optional Accessories

K- 9655 Wall-mount Bracket



ADA

CSA B651

OBC

Codes/Standards

ASME A112.19.1/CSA B45.2

ADA

ICC/ANSI A117.1

CSA B651










OBC

KOHLER® Lifetime Limited Warranty for Cast Iron Components

See website for detailed warranty information.

Available Color/Finishes

Color tiles intended for reference only.

Color	Code	Description
	0	White
	FF	Sea Salt™
	96	Biscuit
	47	Almond
	FD	Cane Sugar™
	KC	Vapour™ Blue
	KG	Vapour™ Green
	FT	Basalt
	KA	Black 'n Tan

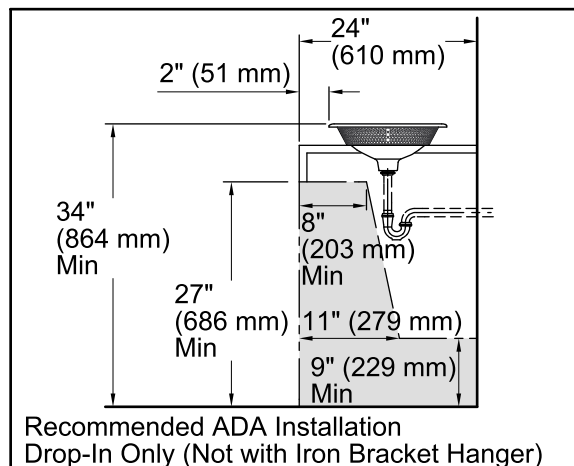
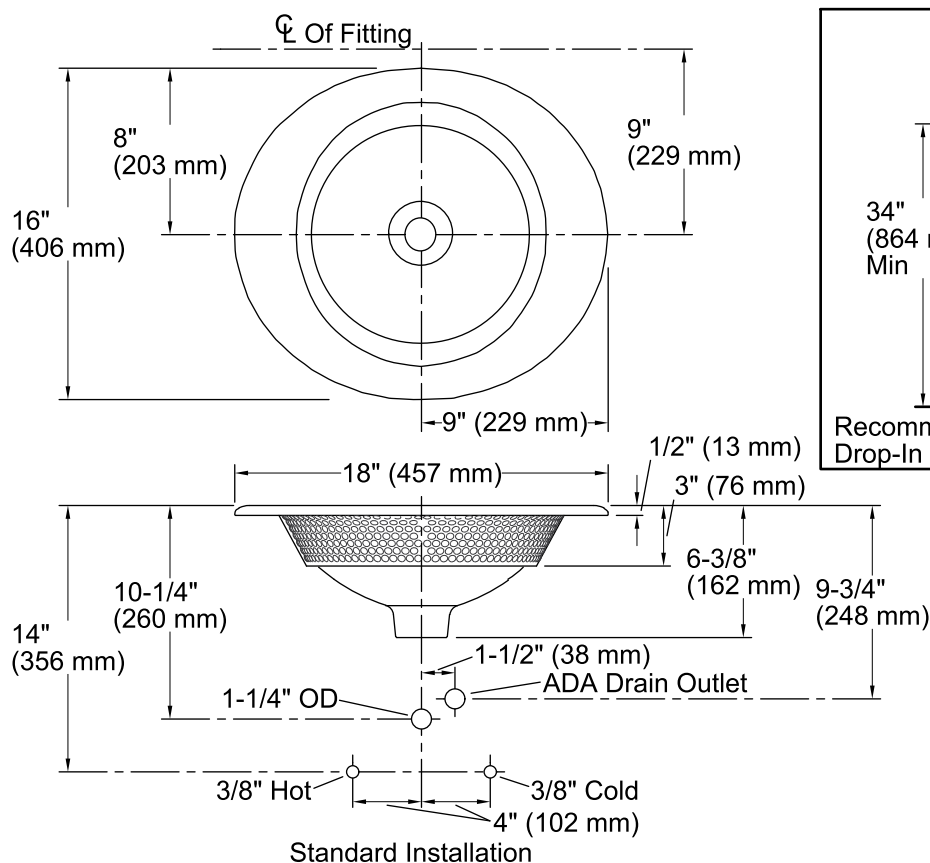
USA/Canada: 1-800-4KOHLER (1-800-456-4537)

Kohler Co. reserves the right to make revisions without notice to product specifications.

For the most current Specification Sheet, go to www.kohler.com.

3-28-2016 03:33

THE BOLD LOOK
OF **KOHLER**®



Technical Information

All product dimensions are nominal.

Bowl configuration: Single

Installation: Drop-In

Bowl area (Only) Length: 13" (330 mm)
Width: 12" (305 mm)
Water depth: 4-3/8" (111 mm)

Drain hole: 1-3/4" (44 mm)

Template: Drop-in, 115887-7, required, included

Notes

Install this product according to the installation guide.

Product does not have overflow.

Spout must be a minimum of 5" (127 mm) long for adequate clearance into the bathroom sink when installed with the centerline as shown.

ADA, OBC, CSA B651 compliant when installed to the specific requirements of these regulations.