

AWWA Butterfly Valve



2FII Flanged Butterfly Valve



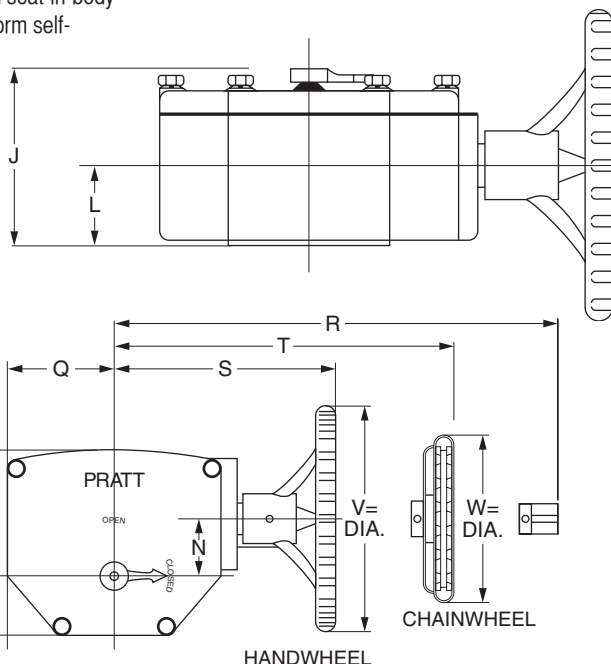
MKII Wafer Butterfly Valve

PRODUCT FEATURES

- 3" – 20"/DN80 – DN500.
- Body Style: Model 2FII Butterfly Valve – Flanged x Flange Ends; MKII Butterfly Valve – Wafer-type.
- Pressure Class 150B per AWWA Standard C504.
- Working pressure: 150psig/10barg.
- Rubber Seat: Model 2FII Flanged Butterfly Valve – bonded seat-in-body design; MKII Wafer Butterfly Valve – bonded seat-in-body extends over inner surface to form self-gasketing feature.

ACTUATION OPTIONS

- Pratt hand lever.
- MDT manual actuator with AWWA nut, handwheel or chainwheel.
- Pratt Dura-Cyl[®] hydraulic or pneumatic cylinder.
- Pratt Positron[®] electric actuator.
- Other Actuator Options available.



ACTUATOR DIMENSIONS - inches (mm)

Valve Size	MDT Size	J	L	M	N	P
3"–12"/DN80–DN300	MDT-2	4 ¹¹ / ₁₆ (119)	2 (51)	2 ¹ / ₈ (54)	2 (51)	4 ¹ / ₂ (114)
14" & 16"/DN350 & DN400	MDT-3	5 ⁵ / ₈ (143)	2 ⁷ / ₁₆ (62)	3 ¹ / ₄ (83)	3 ⁵ / ₃₂ (80)	5 ⁵ / ₈ (143)
18" & 20"/DN450 & DN500	MDT-4	6 ³ / ₈ (162)	2 ²⁷ / ₃₂ (72)	3 ³ / ₈ (86)	4 (102)	7 ⁹ / ₁₆ (186)

ACTUATOR DIMENSIONS - inches (mm)

Valve Size	MDT Size	Q	R	S	T	V	W	# Turns to Close
3"–12"/DN80–DN300	MDT-2	4 ¹ / ₄ (108)	7 ⁵ / ₈ (194)	7 ⁷ / ₈ (200)	7 ⁷ / ₈ (200)	8 (203)	9 ¹ / ₈ (232)	32
14" & 16"/DN350 & DN400	MDT-3	5 ⁵ / ₈ (143)	9 ¹ / ₄ (235)	10 ¹ / ₂ (267)	10 (254)	12 (305)	9 ¹ / ₈ (232)	30
18" & 20"/DN450 & DN500	MDT-4	6 ³ / ₄ (171)	10 ¹ / ₂ (267)	11 ¹ / ₂ (292)	11 (279)	12 (305)	9 ¹ / ₈ (232)	40

SPECIFICATIONS FOR MATERIAL OF CONSTRUCTION

Valve Model	Body	Seat	Disc	Shaft
2FII / MKII 3" - 6"	ASTM A126, Class B Cast Iron*	Buna-N**	CF8M or Nickel Al/Bz (6")	Stainless Steel, Type 304
2FII 8" - 20"	ASTM A536, (65-45-12) Ductile Iron	Buna-N**	Cast Iron/316 Edge or Nickel Al/Bz	Stainless Steel, Type 304
MKII 8" +	ASTM A536, (65-45-12) Ductile Iron	Buna-N**	Cast Iron/316 Edge	Stainless Steel, Type 304

* Model 2FII valves also available with optional ASTM A536 (65-45-12) ductile iron body for all sizes & ductile iron disc on sizes 8"–20"/DN200–DN500.

**Also available with optional EPDM seat.



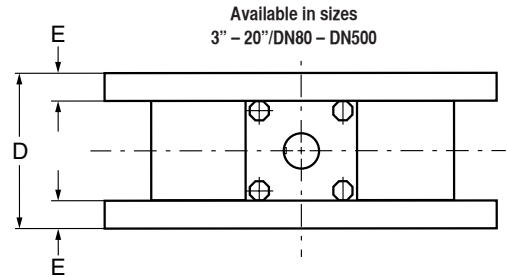
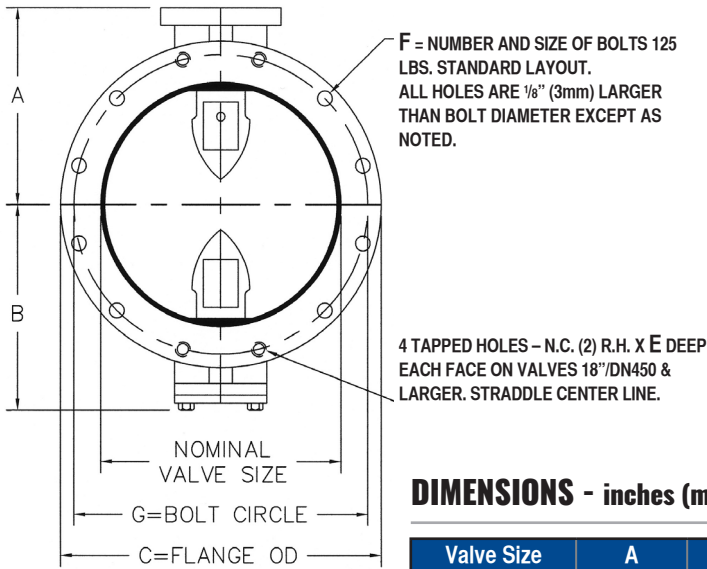
Mueller Co. International Division • 6125 Preservation Dr., Suite 200 • Chattanooga, TN 37416 USA
 p +1.423.490.9555 • f +1.423.531.0033 • international@muellercompany.com • mueller-international.com

Form 13058 – Rev 10/16

AWWA Butterfly Valve



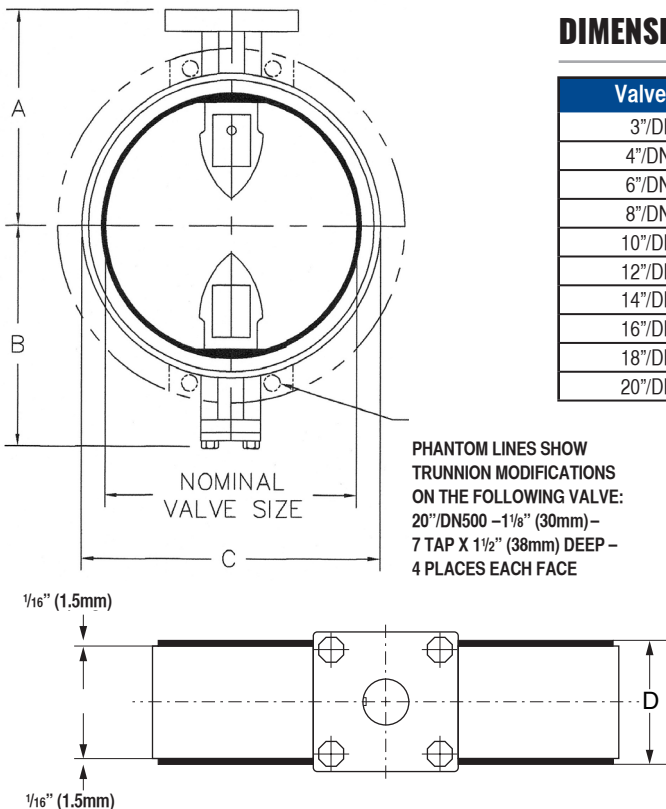
2FII Flanged Butterfly Valve



DIMENSIONS - inches (mm)

Valve Size	A	B	C	D	ØE	No.- ØF	G
3"/DN80	4 ³ / ₄ (121)	3 ¹ / ₄ (83)	7 ¹ / ₂ (190)	5 (127)	3/4 (19)	4-5/8 (16)	6 (152)
4"/DN100	5 ¹ / ₂ (140)	3 ¹ / ₂ (89)	9 (229)	5 (127)	15/16 (24)	8-5/8 (16)	7 ¹ / ₂ (190)
6"/DN150	6 ¹ / ₂ (165)	5 ¹ / ₈ (130)	11 (279)	5 (127)	1 (25)	8-3/4 (18)	9 ¹ / ₂ (241)
8"/DN200	7 ³ / ₄ (197)	6 ¹ / ₂ (165)	13 ¹ / ₂ (343)	6 (152)	1 ¹ / ₈ (28)	8-3/4 (19)	11 ¹ / ₄ (298)
10"/DN250	9 (229)	9 ⁷ / ₈ (250)	16 (406)	8 (203)	1 ³ / ₁₆ (29)	12-7/8 (22)	14 ¹ / ₄ (362)
12"/DN300	10 ¹ / ₂ (267)	11 ³ / ₈ (289)	19 (483)	8 (203)	1 ¹ / ₄ (31)	12-7/8 (22)	17 (430)
14"/DN350	11 ⁷ / ₈ (302)	12 ³ / ₄ (324)	21 (533)	8 (203)	1 ³ / ₈ (34)	12-1 (25)	18 ³ / ₄ (476)
16"/DN400	13 ¹ / ₂ (343)	14 ³ / ₈ (365)	23 ¹ / ₂ (597)	8 (203)	1 ⁷ / ₁₆ (37)	16-1 (25)	21 ¹ / ₄ (540)
18"/DN450	14 ³ / ₈ (365)	15 ¹ / ₄ (387)	25 (635)	8 (203)	1 ⁹ / ₁₆ (40)	16-1 ¹ / ₈ (28)	22 ³ / ₄ (603)
20"/DN500	16 (406)	16 ⁷ / ₈ (429)	27 ¹ / ₂ (699)	8 (203)	1 ¹¹ / ₁₆ (43)	20-1 ¹ / ₈ (28)	25 (635)

MKII Wafer Butterfly Valve



DIMENSIONS - inches (mm)

Valve Size	A	B	C	D
3"/DN80	4 ³ / ₄ (121)	3 ¹ / ₄ (83)	5 ¹ / ₄ (133)	2 ¹ / ₁₆ (52)
4"/DN100	5 ¹ / ₂ (140)	3 ¹ / ₂ (89)	6 ³ / ₄ (171)	2 ⁵ / ₁₆ (59)
6"/DN150	6 ¹ / ₂ (165)	5 ¹ / ₈ (130)	8 ⁵ / ₈ (219)	2 ¹⁵ / ₁₆ (75)
8"/DN200	7 ³ / ₄ (197)	6 ¹ / ₂ (165)	10 ⁷ / ₈ (276)	3 ¹ / ₁₆ (78)
10"/DN250	9 (229)	9 ⁷ / ₈ (250)	13 ¹ / ₄ (337)	3 ³ / ₁₆ (81)
12"/DN300	10 ¹ / ₂ (267)	11 ⁹ / ₁₆ (287)	16 (406)	3 ⁷ / ₁₆ (87)
14"/DN350	11 ⁷ / ₈ (302)	12 ³ / ₄ (324)	17 ⁵ / ₈ (448)	3 ¹¹ / ₁₆ (94)
16"/DN400	13 ¹ / ₂ (343)	14 ³ / ₈ (365)	20 ¹ / ₈ (511)	4 ³ / ₁₆ (106)
18"/DN450	14 ³ / ₈ (365)	15 ¹ / ₄ (387)	21 ¹ / ₂ (546)	4 ¹¹ / ₁₆ (119)
20"/DN500	16 (406)	16 ¹³ / ₁₆ (427)	23 ³ / ₄ (603)	5 ³ / ₁₆ (132)

DIMENSIONS - inches (mm)

Valve Size	Disc O.D.	Min. Mation Pipe I.D.
3"/DN80	3.08 (78)	2.41 (61)
4"/DN100	4.07 (103)	3.44 (87)
6"/DN150	6.07 (154)	5.38 (136)
8"/DN200	8.07 (205)	7.53 (191)
10"/DN250	10.09 (256)	9.62 (244)
12"/DN300	12.10 (307)	11.64 (296)
14"/DN350	13.33 (339)	12.86 (327)
16"/DN400	15.33 (389)	14.79 (376)
18"/DN450	17.37 (441)	16.75 (425)
20"/DN500	19.38 (492)	18.71 (475)