

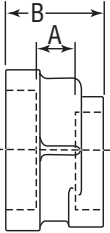


CAST IRON THREADED FITTINGS



Class 125 (Standard)

 FIGURE 368 Eccentric Reducer	Size				A		B*		Unit Weight	
	NPS	DN	NPS	DN	in	mm	in	mm	Black	
									lbs	kg
 	³ / ₄	20	¹ / ₂	15	⁹ / ₁₆	14	¹ / ₂	38	0.45	0.20
	1	25	¹ / ₂	15	¹ / ₂	13	¹ / ₇	37	0.57	0.26
			³ / ₄	20	⁷ / ₁₆	11	¹ / ₂	38	0.61	0.28
	1 ¹ / ₄	32	¹ / ₂	15	⁹ / ₁₆	14	¹ / ₅	41	1.00	0.45
			³ / ₄	20	¹ / ₂	13	¹ / ₅	41	0.90	0.41
			1	25	¹ / ₂	13	¹ / ₁	43	1.00	0.45
	1 ¹ / ₂	40	¹ / ₂	15	¹ / ₁	17	³ / ₄	44	1.11	0.50
			³ / ₄	20	⁹ / ₁₆	14	¹ / ₁	43	1.17	0.53
			1	25	⁹ / ₁₆	14	³ / ₄	44	1.21	0.55
			¹ / ₄	32	⁵ / ₈	16	¹ / ₇	48	1.26	0.57
	2	50	¹ / ₂	15	³ / ₄	19	¹ / ₅	49	1.80	0.82
			³ / ₄	20	³ / ₄	19	2	51	1.83	0.83
			1	25	¹ / ₁	17	² / ₁	52	1.86	0.84
			¹ / ₄	32	¹ / ₃	22	² / ₁	54	1.87	0.85
			¹ / ₂	40	⁷ / ₈	22	² / ₃	56	1.93	0.88
	2 ¹ / ₂	65	1	25	¹ / ₃	22	² / ₄	57	2.74	1.24
			¹ / ₄	32	⁷ / ₈	22	² / ₃	60	2.80	1.27
			¹ / ₂	40	⁷ / ₈	22	² / ₃	60	2.94	1.33
			2	50	1	25	² / ₉	65	2.95	1.34
	3	80	1	25	⁷ / ₈	22	² / ₇	62	3.95	1.79
			¹ / ₄	32	¹ / ₅	24	² / ₉	65	3.80	1.72
			¹ / ₂	40	¹ / ₅	24	² / ₉	65	4.16	1.89
			2	50	¹ / ₁	27	² / ₄	70	4.61	2.09
			² / ₂	65	¹ / ₅	24	² / ₁	73	4.80	2.18
	4	100	¹ / ₄	32	¹ / ₁	27	² / ₃	70	6.58	2.98
			¹ / ₂	40	¹ / ₈	29	² / ₁	73	6.61	3.00
			2	50	¹ / ₃	30	² / ₅	75	6.91	3.13
			² / ₂	65	¹ / ₈	29	³ / ₁	78	7.26	3.29
3			80	¹ / ₁	27	³ / ₁	79	7.64	3.46	
5	125	3	80	¹ / ₁	27	³ / ₄	83	11.44	5.19	
		4	100	¹ / ₁	27	³ / ₅	84	11.19	5.07	
6	150	3	80	¹ / ₁	27	³ / ₅	84	14.66	6.65	
		4	100	¹ / ₈	29	³ / ₇	87	15.36	6.97	

* Dimension "B" does not conform to ASME standard.

Note: See following page for pressure-temperature ratings.

PROJECT INFORMATION		APPROVAL STAMP	
Project:		<input type="checkbox"/> Approved	
Address:		<input type="checkbox"/> Approved as noted	
Contractor:		<input type="checkbox"/> Not approved	
Engineer:		Remarks:	
Submittal Date:			
Notes 1:			
Notes 2:			



Anvil standard and extra heavy cast iron threaded fittings are manufactured in accordance with ASME B16.4. Plugs and bushings are manufactured in accordance with ASME B16.14.

NOTE: Figure 367 Concentric Reducers do not meet the overall length requirement of ASME B16.4. All other dimensions are in compliance.



For Listings/Approval Details and Limitations, visit our website at www.anvilintl.com or contact an Anvil Sales Representative.

Cast Iron Threaded Fittings Pressure - Temperature Ratings					
Temperature		Pressure			
		Class 125		Class 250	
(°F)	(°C)	psi	bar	psi	bar
-20° to 150°	-28.9 to 65.6	175	12.1	400	27.6
200°	93.3	165	11.4	370	25.5
250°	121.1	150	10.3	340	23.4
300°	148.9	140	9.7	310	21.4
350°	176.7	125	8.6	300	20.7
400°	204.4	-	-	250	17.2

Standards and Specifications					
	Dimensions	Material	Galvanizing*	Thread	Pressure Rating
CAST IRON THREADED FITTINGS					
Class 125	ASME B16.4	ASTM A-126 (A)	ASTM A-153	ASME B1.20.1	ASME B16.4
Class 250	ASME B16.4	ASTM A-126 (A)	ASTM A-153	ASME B1.20.1	ASME B16.4
CAST IRON PLUGS AND BUSHINGS					
	ASME B16.14	ASTM A-126 (A)	ASTM A-153	ASME B1.20.1	ASME B16.14

* ASTM B 633, Type I, SC 4, may be supplied as alternate zinc coating per applicable ASME B16 product standard.

General Assembly of Threaded Fittings

- 1) Inspect both male and female components prior to assembly.
 - Threads should be free from mechanical damage, dirt, chips and excess cutting oil.
 - Clean or replace components as necessary.
- 2) Application of thread sealant
 - Use a thread sealant that is fast drying, sets-up to a semi hard condition and is vibration resistant. Alternately, an anaerobic sealant may be utilized.
 - Thoroughly mix the thread sealant prior to application.
 - Apply a thick even coat to the male threads only. Best application is achieved with a brush stiff enough to force sealant down to the root of the threads.
- 3) Joint Makeup
 - For sizes up to and including 2" pipe, wrench tight makeup is considered three full turns past handtight. Handtight engagement for 1/2" through 2" thread varies from 4 1/2 turns to 5 turns.
 - For 2 1/2" through 4" sizes, wrench tight makeup is considered two full turns past handtight. Handtight engagement for 2 1/2" through 4" thread varies from 5 1/2 turns to 6 3/4 turns.