

**WORKS IN
ALL BASE
MATERIALS**



3/16" pre-drilled hole required



Concrete



Hollow or Grout
Filled Block



Brick



Plaster



No pre-drilling required



Wallboard



Plywood



Patented Screw and Anchor in One

WALL DOG™ BY Dottie

SIZE RANGE

3/16" Diameter x 1-1/4" Length

ANCHOR MATERIAL

Case Hardened Steel

SUITABLE BASE MATERIALS

Wallboard (1/2", 5/8" & double wallboard),
Plywood, Concrete, Hollow or Grout Filled
Block, Brick, Plaster

FEATURES & BENEFITS

- Installs in wallboard, plywood, concrete, hollow or grout filled block, brick and plaster
- No second step, installs directly through fixture into wallboard
- Patented design provides for smooth entry, clean cutting and a powerful hold
- Thread design prevents spinning and stripping
- Heat treated point penetrates metal and wood studs
- When removed it leaves a much smaller hole than toggles or other systems
- Self-drills own small hole in wallboard
- Installs quickly and easily with a Phillips screwdriver
- Can be easily backed-out
- No need for shields
- All steel anchor
- No hole spotting



WALL DOG KITS CONTAIN:

Part No.
WDOG

Pan
Head
Chrome
Fasteners

x 100

OR

Part No.
WDOGW

Pan
Head
White
Fasteners


x 100

3/16"
Carbide
tipped Drill Bit

x 1

#2
Phillips
Power Bit

x 1



Dottie

L.H. Dottie Co. Commerce, CA
www.lhdottie.com
(323) 725-1000

