

A. O. SMITH

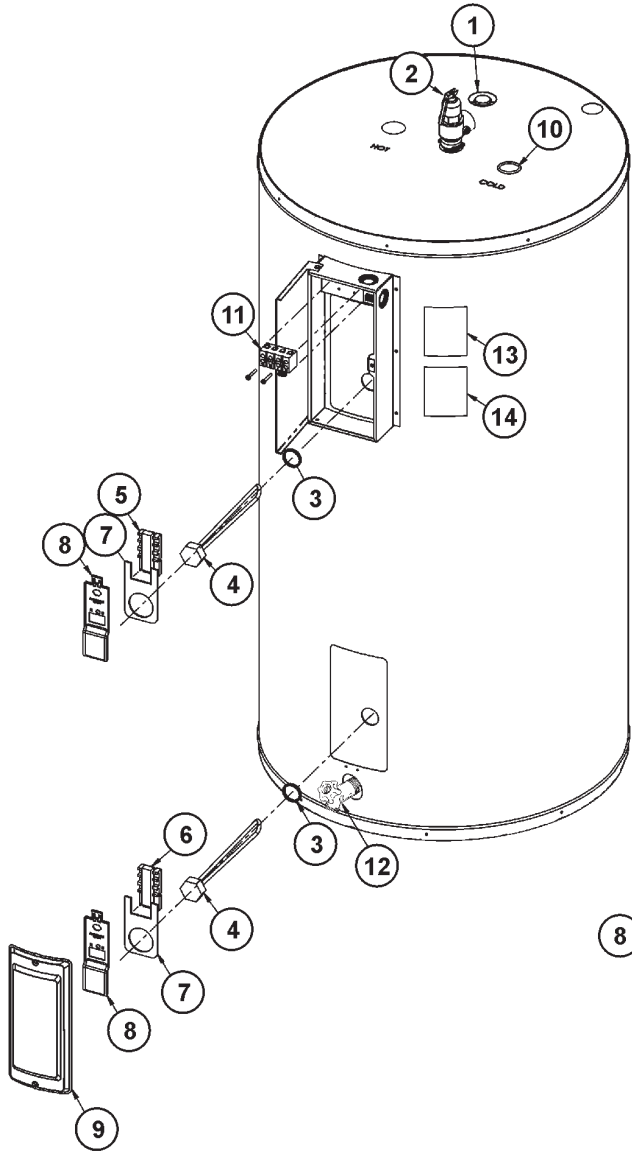
WATER PRODUCTS COMPANY

PSD-3-551

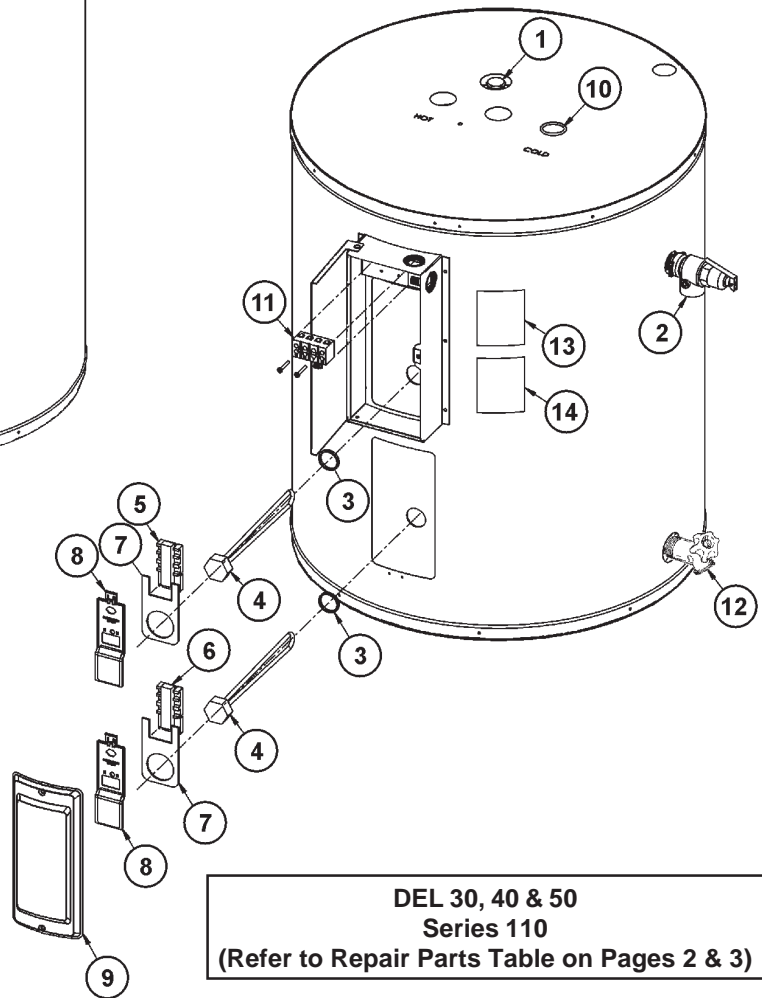
ELECTRIC

COMMERCIAL WATER HEATER PARTS LIST
MODELS DEN 30, 40, 52, 66, 80, 120

DEL 30, 40, 50
SERIES 110



DEN 30, 40, 52, 66, 80, & 120
Series 110
(Refer to Repair Parts Table on Pages 2 & 3)



DEL 30, 40 & 50
Series 110
(Refer to Repair Parts Table on Pages 2 & 3)

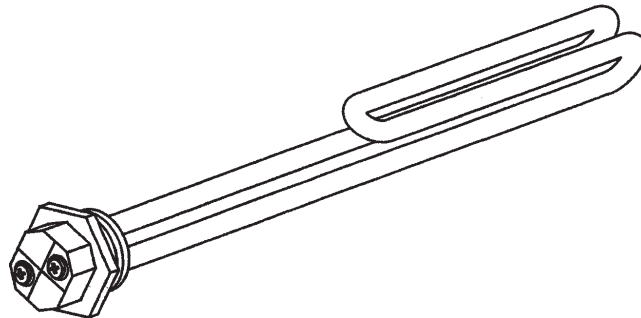
A. O. SMITH WATER PRODUCTS CO., INC.
5621 W. 115TH STREET • ALSIP, ILLINOIS 60803
Phone: 1-800-433-2545 • Fax: 1-800-433-2515
website: www.hotwater.com • email: parts@hotwater.com

Item	Description	DEL-30	DEL-40	DEL-50	DEN-30
1	Anode	183523-19	183523-23	183523-23	183523-12
2	T&P Relief Valve	43151-3	43151-3	76527-5	23740-1
3	Gasket, Element	23789	23789	23789	23789
4	ELEMENT, each	SEE ELEMENT & WATTAGE CHART BELOW			
5	Upper Thermostat w/Hi Limit	<u>195105</u>	<u>195105</u>	<u>195105</u>	<u>195105</u>
6	Lower Thermostat w/Hi Limit	<u>192873</u>	<u>192873</u>	<u>192873</u>	<u>192873</u>
7	Thermostat Bracket, each	182707	182707	182707	182707
8	Terminal Cover, each	182360	182360	182360	182360
9	Lower Access Panel	181260-230	181260-230	181260-230	-230-
10	Dip Tube	183352-24	183352-24	183352-24	183354-26
11	Power Terminal	195174	195174	195174	195174
12	Drain Valve	26273-4	26273-4	26273-4	26273-4
13	Wiring Diagram Label	195203	195203	195203	195203
14	Scald Warning Label	181138	181138	181138	181138
15*	Junction Box Assembly	195171	195171	195171	195171
16*	Manual	195201	195201	195201	195201

*Not Illustrated.

Standard Hardware Items May Be Purchased Locally.

Underlined Parts Are Recommended For Emergency Replacement.



ELEMENT AND WATTAGE CHART

K.W.	ELEMENT WATTAGE	120V	208V	240V	277V	480V
		PART NO.	PART NO.	PART NO.	PART NO.	PART NO.
1.0	1000W	23790-2	42285-3	23791-2	---	---
1.5	1500W	23790-4	23775-4	23791-4	23782-4	---
2.0	2000W	23790-5	23775-5	23791-5	23782-5	---
2.5	2500W	23790-6	23775-6	23791-6	23782-6	23783-6
3.0	3000W	23790-7	23775-7	23791-7	23782-7	23783-7
3.5	3500W	---	42286-11	23791-8	---	42289-9
MAX 3.5KW INPUT FOR 6 GALLON UNITS, ELEMENTS BELOW DOTTED LINE CANNOT BE USED ON 6 GALLON UNITS						
4.0	4000W	---	23775-9	23791-9	23791-7	23783-9
4.5	4500W	---	23775-10	23791-10	23782-10	23783-10
5.0	5000W	---	23775-11	23791-11	42288-15	23783-11
5.5	5500W	---	42287-19	23791-41	---	42289-17
6.0	6000W	---	23775-12	23617-12	23782-12	23783-12

DEN-40	DEN-52	DEN-66	DEN-80	DEN-120
--------	--------	--------	--------	---------

183523-23	183523-23	183523-26	183523-33	183523-39
23740-1	23740-1	23740-1	23740-1	23740-1
23789	23789	23789	23789	23789
SEE ELEMENT & WATTAGE CHART ON PAGE 2				
195105	195105	195105	195105	195105
192873	192873	192873	192873	192873
182707	182707	182707	182707	182707
182360	182360	182360	182360	182360
181260-230	181260-230	181260-230	181260-230	181260-230
183354-37	183354-46	183354-50	183354-50	183354-50
195174	195174	195174	195174	195174
26273-4	26273-4	26273-4	26273-4	26273-6
195203	195203	195203	195203	195203
181138	181138	181138	181138	181138
195171	195171	195171	195171	195171
195201	195201	195201	195201	195201

*Not Illustrated.
 Standard Hardware Items May Be Purchased Locally.
 Underlined Parts Are Recommended For Emergency Replacement.

A.O. SMITH
WATER PRODUCTS
COMPANY

A.O. SMITH WATER PRODUCTS CO., INC.
5621 W. 115TH STREET • ALSIP, ILLINOIS 60803
Phone: 1-800-433-2545 • Fax: 1-800-433-2515
website: www.hotwater.com • email: parts@hotwater.com