

Residential and Commercial

PRODUCT SOLUTIONS CATALOG

WELD-ON
IPS CORPORATION

GUY GRAY
IPS CORPORATION

WATER-TITE
IPS CORPORATION

ROOF TOP BLOX
IPS CORPORATION

TEST-TITE
IPS CORPORATION

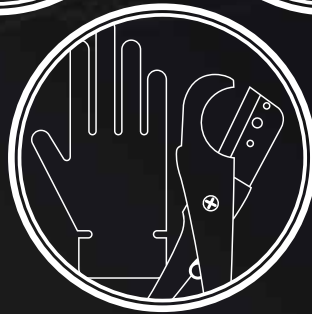



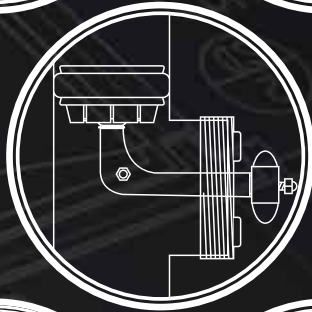
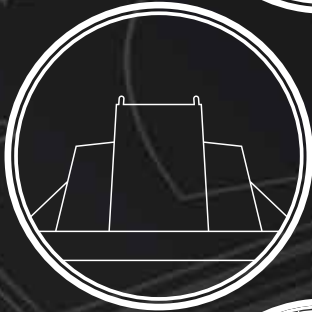
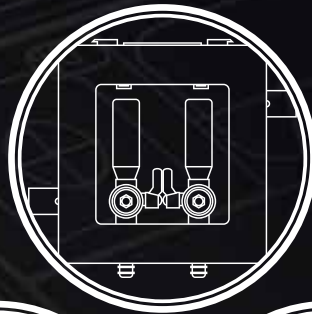
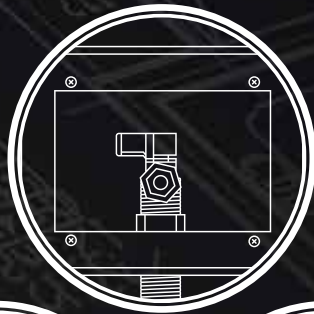
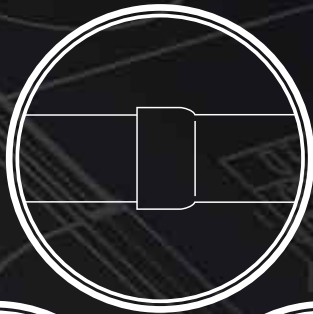
AB&A
IPS CORPORATION

STUDOR
IPS CORPORATION

TRUEBRO
IPS CORPORATION

TOUGH PANS
IPS CORPORATION

CHRISTY'S
IPS CORPORATION



THE BRANDS PROFESSIONAL PLUMBERS CHOOSE.



The brands professional plumbers choose.


IPS manufactures the brands professional plumbers choose, combining world class customer service with innovative highly-reliable products that help contractors work faster and smarter. With ten residential and commercial brands available on one order, one shipment and one invoice—we will never stop working to exceed your expectations.

Brand Overview		2
Product Innovation		4
IPS Corporation Timeline		7
Weld-On®		8
Selection Guide		11
Cements, Primers & Cleaners	CAT 1	12
Christy's Solvent Cements	CAT 1	18
Solvent Welding Applicators & Accessories	CAT *	29
Sealants, Compounds & Lubricants	CAT 2	32
Guy Gray™		36
Washing Machine Outlet Boxes	CAT 4	38
Ice Maker Outlet Boxes	CAT 5	47
Fire-Rated Washing Machine Outlet Boxes	CAT 4	50
Fire-Rated Ice Maker Boxes	CAT 5	56
Fire-Rated Specialty Outlet Boxes	CAT 5	58
Dialysis & Dryer Boxes	CAT 5	62
Faceplates & Accessories	CAT *	63
Water-Tite®		64
Washing Machine Outlet Box Design Options Guide		66
Washing Machine Outlet Boxes	CAT 4	67
Wide-mouth Washing Machine Outlet Boxes	CAT 4	72
Ice Maker Outlet Box Design Options Guide		74
Ice Maker Outlet Boxes	CAT 5	75
Dishwasher and Utility Outlet Boxes	CAT 5	79
Angle Stop & Toilet Connection Boxes	CAT 5	80
Gas Outlet Boxes	CAT 5	81
Kitchen Boxes	CAT 5	82
Supply Valve Box Parts & Accessories	CAT *	84
MultiBox™ Outlet Boxes	CAT 4 & 5	87
Hammer Arresters	CAT 23	99
Closet & Urinal Flanges	CAT 10	100
Stabilizer Systems	CAT 14	105
Clamps & Insulators	CAT 15	107
Strapping, J-Hooks & Hangers	CAT 16	114
Tub Protectors & Boxes	CAT 18	116
Stud Guards	CAT 18	118
Shower Pan Liner	CAT 20	119
Roof Flashings	CAT 21	120

Tough Pans®		130
Dry Lift Series	CAT 17	132
Pro Series	CAT 17	132
Aluminum Heater Pans	CAT 17	133
Plastic Water Heater Pans	CAT 17	134
Water Heater Stands	CAT 17	135
Roof Top Blox®		136
Blox	CAT 21	138
Blox Accessories	CAT *	139
Test-Tite®		140
Pneumatic Test Plugs	CAT 11	142
Mechanical Test Plugs	CAT 12	150
Test Caps	CAT 13	155
Pressure Gauges	CAT 11	158
AB&A™		160
Access Panels & Doors	CAT 3	162
Cast Iron Drains & Cleanouts	CAT 6	164
Light Commercial Drains	CAT 7	168
Backwater Valves	CAT 7	175
Shower & Floor Drains	CAT 8	180
Waste & Overflow	CAT 9	196
Lav Drains, Traps, Cleanout Covers & Plugs	CAT 19	237
Studor®		244
Air Admittance Valves	CAT 22	246
Truebro®		252
Undersink Protection Systems	CAT 24	256
Christy's®		260
Christy's Solvent Cements	CAT 1	18
Saws & Cutting Tools	CAT 25	262
Pipe Preparation	CAT 25	264
Job Site Essentials	CAT 26	266
Gloves	CAT 26	267
Tapes	CAT 26	269



The era of plastic piping in the United States began in 1954 with the introduction of Weld-On® PVC 710™, America's first plastic pipe cement. Through the 1960's, IPS Corporation introduced several other PVC, transition and ABS cements, cleaners and primers. Today, Weld-On offers the widest range of solvent cements for plumbing, industrial grade pipe and fittings up to 30". Weld-On formulations are all low-VOC, all the time.



Beginning with the industry's first washing machine outlet box in 1958, the Guy Gray™ line has evolved into a broad line of high-quality products, including FR-12 Fire-rated Boxes, Stainless Steel, White Powder Coated, Dual Drain, Dishwasher, Dryer, Gas, Coffee Maker and Dialysis Outlet Boxes. The initial offering of domestic valves now includes Single Lever, Quarter-turn and Hammer Arrester Valves with Solder, F1807, CPVC and other connections.



In 1969, Water-Tite standardized laundry connections with the first plastic Washing Machine Recessed Outlet Box. In 1978, IPS Corporation's reputation as industry innovators expanded with the first recessed Ice Maker Outlet Box. Labor-saving products also include the 4N1™ Multi-Size Roof Flashing, Right Strap™ Multi-Functional Clamp, Single Shot Insulating Clamp, Techno Flange®, Angle Stop Boxes and Dimple Valve, and Stabilizer Support System. Today, the Water-Tite product line offers a wide range of plastic labor-saving specialty plumbing products.



The Roof Top Blox® is a revolutionary roof top support block system that works with height extension rods, support brackets, pipe rollers, strut, and more. The Blox is versatile enough for every roof plumbing support, roof piping support, and roof platform support need. In addition, the packaging makes transporting roof support blocks to the job – and roof top – a faster and more efficient process. Engineered with contractors in mind, the Roof Top Blox system is designed to be quickly installed, expanded, and adjusted from just the top side. Easier installation and lasting dependability make Roof Top Blox the best roof block choice to specify or install for supporting pipes and mechanical equipment on flat commercial roofs.



In 2019, IPS Corporation acquired Tough Pans™, a drain pan product line designed for gas and electric water heaters and washing machines. Tough Pans is the most innovative drain pan line on the market, engineered with the strongest materials to produce a nearly indestructible pan. The Dry Lift and Pro series water heater pans can be used on gas or electric tanks and are extremely durable and flexible. The Dry Lift Series of drain pans uses built in risers to lift tanks 1.5", extending tank life and making connecting to the drain valve effortless.



Since 1931, the AB&A™ product family has grown to include a full line of plastic and brass bath wastes, plastic, cast-iron and brass plumbing drains and fittings, cleanouts and associated accessories. Easy-to-install AB&A bath wastes are offered in an assortment of special finishes to complement today's designs and customer preferences. A wide range of lavatory, floor and shower drains are available in plastic, bronze or cast brass. Recognized for consistent high quality, AB&A products are used in both new construction and retrofit markets.



The Test-Tite® brand has over 40 years of experience in manufacturing a complete line of pneumatic and mechanical test plugs. Our full line of pneumatic test plugs include standard, multi-size, cleanout, long and bypass pneumatic plugs for use in residential, commercial and underground markets. Pneumatic plugs, up to 15" diameter, come standard with a Pressure Relief Valve – the first full line of Pressure Relief Plugs in the Plumbing industry. Our pneumatic plugs come standard with a heavy wall thickness which is backed by a 3 year warranty. Our full line of mechanical test plugs include Twist-Tite wing nut test plugs, T-Cone Cleanout and Repair Plugs, Twist 'N Seal®, Flush Cleanout Repair Plugs, and the all new Mechanical Cleanout Test Plug.



In 1970, Studor's founder, Sture Ericson, developed Air Admittance Valve (AAV) technology, which was brought to the United States in 1986. Today, Studor® remains the only specialized AAV manufacturer in the world, with millions of valves successfully installed in North America and worldwide. Studor has pioneered AAV technology since its introduction in the USA. Accordingly, AAVs are commonly referred to as "Studor vents" – the brand name in the industry. The expertise in designing plumbing systems by Studor engineers is unmatched. Remember, "It's not a Studor valve unless it says so!"



The Truebro line consists of protective undersink pipe covers and plumbing enclosures for ADA compliance in handicap-accessible lavatories and sinks – for both new construction and retrofit markets. The Lav Guard® 2, Lav Shield®, Basin Guard®, and Soft Guard Plus™ are professional ADA-mandated protection systems designed for durability, aesthetics, and sanitary installations. The Lav Guard® 2 series of undersink pipe wraps offer E-Z Tear to Fit and built-in fasteners for fast, easy installation. Lav Shield® is an attractive, designer-style, tamper-resistant ADA-engineered protective lavatory enclosure. Basin Guard® is a clean and durable design for ADA-compliance in lavatories installed into countertops.



In 2019, IPS Corporation acquired T. Christy Enterprises, one of North America's premier manufacturers of solvent cements and provider of a broad range of accessories. Christy's specializes in creating products that meet the needs of professional contractors with easy use, compatibility with adverse conditions and proven reliability.

Dry Lift and Pro Series Pans

Dry Lift and Pro Series Pans are the most innovative drain pans available. Engineered to be durable yet flexible, Dry Lift and Pro Series Pans are nearly indestructible, able to remain intact even after being run over by a UPS truck. The Dry Lift Series uses built in risers to lift tanks 1.5", extending tank life and making the drain valve connection easy. The Dry Lift and Pro Series Pans replace metal pans for less and are twice as thick as the ICC minimum.

Approved for use on Gas or Electric tanks

Durable and flexible with a lifetime warranty

ASTM E-84 Class A Rating



Mainline Backflow Products

IPS expanded its AB&A backwater valve offering with the addition of the Adapt-a-Valves™, Fullport Backwater Valves, Extendable Straight-Fit™ Valves, Flush Cleanout Caps, and Test-Eze Pressure Testing Devices. IPS has incorporated Greenskin™ and Pro-Flash Building Envelope Seals into the Water-Tite brand.

Products integrated into the AB&A and Water-Tite brands

Backwater valves prevent flooding caused by sewer backups



Christy's Cement, Job Site Essentials, & Pipe Preparation

Christy's is a premier brand of accessories, adhesives, solvents, and sealants in the plumbing, pool & spa, irrigation, and waterworks industries. IPS has integrated the Christy's brand and added parts of the product line into the Water-Tite, Weld-On, and Test-Tite brands.

Christy's items are now part of the Christy's, Water-Tite, Weld-On, and Test-Tite brands

Product offering includes cements, jobsite tools, and items for pipe preparation

Two new categories (25 – Pipe Preparation and 26 – Job Site Essentials).



Water-Tite 4N1® Roof Vent Pipe Flashing

Water-Tite's 4N1 flashing is an extension to the industry leading 3N1® and 3N4 pipe flashing offering. Available in galvanized steel, aluminum, copper, and hardbase plastic, the 4N1 flashing covers all common residential vent pipes sizes 1-1/4" through 4". With sealing tear-away collars, the 4N1 is the only flashing product needed on the job.

Galvanized steel and aluminum available in mill finish, black, brown, & weathered gray

Reduces inventory of single-size, 3N1, or 3N4 flashings

Proprietary flexible PVC collar carries a Life of the Roof warranty



TRAP-TITE™ Waterless Trap Seal

When a trap primer fails, sewer gas, bugs, and unpleasant odors can enter the building through the drain. Trap-Tite's patented, easy to install design solves these common issues as water can freely pass down through the Trap-Tite, but gases, bugs, and odors are blocked by the one way seal. The Trap-Tite is easily inserted into the hub or the barrel of a new or existing drain.

Available in 2", 3", 3-1/2" and 4"

Eliminates the need for chemical trap seal applications

Compatible with most commercial cast iron drains

Affordable and eco-friendly alternative to trap primers

Can be installed in new or retrofit construction

Perfect in areas where the floor drain receives irregular maintenance



Test-Tite® Pressure Relief Pneumatic Test Plugs

Test-Tite® now offers a totally redesigned series of pneumatic test plugs (1-1/2" - 4") with pressure relief valves. The built-in valve releases excess pressure above recommended inflation pressure, reducing the risk of over-inflation when testing or temporarily blocking DWV systems. Relieved air pressure exhausts through top of plug – not into the test area – and the plug returns to proper size and inflation pressure, which results in a safer operation. Because the redesigned test plugs with pressure relief valves prevent over-inflation, life expectancy of the product is increased substantially. Test-Tite now offers test plugs with a pressure relief valve in sizes up to 24".

Standard and long pneumatic plug styles

Available in 1-1/2" – 15" sizes for plumbing applications

No moving parts to fail, malfunction, or plug

Three-year limited warranty



IPS Corporation is committed to developing products that enable plumbing professionals to do quality work, faster.

- 1954** **WELD-ON®**
First solvent welding products for America's plumbing industry
- 1969** **WATER-TITE**
First plastic washing machine box
- 1978** **WATER-TITE**
First ice maker box, recessing supply valve in the wall
- 1987** **WATER-TITE**
First adjustable, multi-size residential roof vent flashings
- 1998** **STUDOR®**
IPS Corporation acquires STUDOR, Inc.
- 2000** **GUY GRAY™**
IPS Corporation acquires respected GUY GRAY line of boxes.
- 2004** **TRUEBRO®**
IPS Corporation acquires TRUEBRO, Inc.
- 2005** **WATER-TITE**
Patented Techno Flange and Single Shot products eliminate installation risks, reduce installation time.
- 2009** **WELD-ON®**
Entire line of solvent cements and primers for plastic piping systems is all low-VOC, all the time
- 2010** **TEST-TITE®**
Mechanical cleanout test plug requires no tools for quick installation
- TEST-TITE®**
Patented pressure relief pneumatic test plug reduces risk of over-inflation
- 2011** **AB&A™**
IPS Corporation acquires AB&A Corp. and its line of bath drains
- 2012** **WELD-ON®**
Weld-On launches a line of cements exclusively for the plumbing industry
- 2013** **WATER-TITE & GUY GRAY™**
IPS Corporation announces a full lead-free product offering
- 2015** **WATER-TITE**
Water-Tite launches the MultiBox™ System
- 2016** **ROOF TOP BLOX®**
IPS Corporation acquires Roof Top Blox
- 2017** **WATER-TITE**
Water-Tite launches new line of Kitchen Boxes
- 2018** **AB&A**
AB&A adds Champagne Bronze and Matte Black finishes to offering
- WATER-TITE & GUY GRAY™**
IPS Corporation offers REHAU EVERLOC+™ valve connections
- 2019** **DRY LIFT AND PRO SERIES PANS**
IPS Corporation acquires Tough Pans drain pan line
- T CHRISTY'S**
IPS Corporation acquires T Christy Enterprises

WELD-ON
IPS CORPORATION

GUY GRAY
IPS CORPORATION

WATER-TITE
IPS CORPORATION

TOUGH PANS
IPS CORPORATION

ROOF TOP BLOX
IPS CORPORATION

TEST-TITE
IPS CORPORATION

AB&A
IPS CORPORATION

STUDOR
IPS CORPORATION

TRUEBRO
IPS CORPORATION

CHRISTY'S
IPS CORPORATION



WELD-ON®

1954

Weld-On® pioneered the solvent cement industry

The plastic piping era in the United States began with the introduction of Weld-On®'s first plastic pipe cement. Ever since, Weld-On cements, cleaners and primers have been delivering industry-leading performance and revolutionizing plastic piping assembly.

Today

Weld-On® is a global leader in solvent welding technology

Recognized as the world's premium line of products for joining plastic pipes and fittings, today's Weld-On solvent cements, primers and cleaners meet low-VOC (Volatile Organic Compound) emission limits. These eco-friendly, plumber-friendly products are yet another industry first, from the industry's first plastic pipe cement provider.



- WELD-ON
- GUY GRAY
- WATER-TITE
- TOUGH PANS
- ROOF-TOP BLOX
- TEST-TITE
- AB&A
- STUDOR
- TRUEBRO
- CHRISTY'S

WELD-ON®

IPS CORPORATION

PLUMBING CEMENTS

1954 – Weld-On® pioneered the solvent cement industry

The plastic piping era in the United States began with the introduction of Weld-On®'s first plastic pipe cement. Ever since, Weld-On cements, cleaners and primers have been delivering industry-leading performance and revolutionizing plastic piping assembly.

Today's Weld-On® – a global leader in solvent welding technology

Recognized as the world's premium line of products for joining plastic pipes and fittings, today's Weld-On solvent cements, primers and cleaners meet low-VOC (Volatile Organic Compound) emission limits. These eco-friendly, plumber-friendly products are yet another industry first, from the industry's first plastic pipe cement provider.



Choosing the Correct Product

For assistance in selecting the right Weld-On® products for your application, please refer to the selection guide.

	COLOR	GRADE	Nominal Pipe Size	mm	in	20	25	32	40	50	63	75	90	110	160	200	250	315	355	600	800
						1/2	3/4	1	1 1/4	1 1/2	2	2 1/2	3	4	6	8	10	12	14	24	30
PRIMERS	AQUA BLUE	I	P75																		
	PURPLE CLEAR	I	P70																		
	PURPLE CLEAR	P	Plumbing Primer																		
SPECIALTY	GREEN	P	794***																		
	LIGHT AMBER	P	790**																		
ABS	BLACK BLACK	P	778																		
	BLACK BLACK	P	773																		
	MILKY YELLOW	P	P70																		
CPVC	GRAY	I	729																		
	ORANGE GRAY	I	724 ^o																		
	ORANGE GRAY	I	714																		
	ORANGE GRAY	P	713																		
	YELLOW	P	Flow ^{†a} Guard Gold [®]																		
	YELLOW	P	Flow ^{†a} Guard Gold [®]																		
PVC	CLEAR BLUE	P	795																		
	BLUE TO CLEAR	I	738 [†]																		
	BLUE TO CLEAR	P	737 [†]																		
	BLUE	P	735 [†]																		
	CLEAR	P	727 [†]																		
	AQUA BLUE	I	725 [†]																		
	EXTRA HEAVY BODY	I	719																		
	HEAVY BODY	I	782																		
	HEAVY BODY	I	711																		
	MEDIUM BODY	I	721 [†]																		
	MEDIUM BODY	I	705 [†]																		
	MEDIUM BODY	P	781 [†]																		
	REGULAR BODY	I	710																		
REGULAR BODY	P	702																			
REGULAR BODY	P	780																			

REGULAR BODIED CEMENT

for pipe size up to 4"

MEDIUM BODIED CEMENT

for pipe size up to 6"

HEAVY BODIED CEMENT

for pipe size up to 12"

EXTRA HEAVY BODIED CEMENT

for pipe size up to 30"

Graphic above is intended as a general reference. Some exceptions apply. See Selection Guide for specific details.

Pipe Format

Schedule 40/PN3.2, PN4, PN6

Schedule 80/PN10, PN16

- † Can be used without a primer with fittings having an interference fit (unless primer required by local code).
- a Flow Guard Gold[®] is a registered trademark of the Lubrizol Corp.
- o For CPVC and PVC Chemical Piping Systems
- ** PVC and CPVC
- *** ABS to PVC Transition Joints
- CTS: Copper Tube Size
- P: Plumbing Grade
- I: Industrial Grade



780™ PVC Plumbing, Clear, Regular-Bodied, Fast-Setting



- Regular-bodied, fast-setting, low-VOC PVC cement for all classes and schedules with interference fit through 4" (110 mm) diameter (except Schedule 80)
- Specially formulated for plumbing applications, including PVC foam core pipe

PRODUCT	DESCRIPTION	MODEL	UNITS/CASE
14004 ● ●	1/4 Pt. Can with Applicator Cap	14004	24
14003 ● ●	1/2 Pt. Can with Applicator Cap	14003	24
14002 ● ●	Pt. Can with Applicator Cap	14002	12
14001 ● ●	Qt. Can with Applicator Cap	14001	12
14000 ● ●	Gal. Can with Screw-on Cap	14000	6

781™ PVC Plumbing, Clear, Medium-Bodied, Fast-Setting



- Medium-bodied, fast-setting, low-VOC PVC cement for all classes and schedules with interference fit through 6" (160 mm) diameter, Schedule 80 through 4" (110 mm) diameter
- Specially formulated for plumbing applications, including PVC foam core pipe
- Can be used without primer on non-pressure systems if local codes permit

PRODUCT	DESCRIPTION	MODEL	UNITS/CASE
14009 ● ●	1/4 Pt. Can with Applicator Cap	14009	24
14008 ● ●	1/2 Pt. Can with Applicator Cap	14008	24
14007 ● ●	Pt. Can with Applicator Cap	14007	12
14006 ● ●	Qt. Can with Applicator Cap	14006	12
14005 ● ●	Gal. Can with Screw-on Cap	14005	6

781™ PVC Plumbing, Gray, Medium-Bodied, Fast-Setting



- Medium-bodied, fast-setting, low-VOC PVC cement for all classes and schedules with interference fit through 6" (160 mm) diameter, Schedule 80 through 4" (110 mm) diameter
- Specially formulated for plumbing applications, including PVC foam core pipe
- Can be used without primer on non-pressure systems if local codes permit

PRODUCT	DESCRIPTION	MODEL	UNITS/CASE
14014 ● ●	1/4 Pt. Can with Applicator Cap	14014	24
14013 ● ●	1/2 Pt. Can with Applicator Cap	14013	24
14012 ● ●	Pt. Can with Applicator Cap	14012	12
14011 ● ●	Qt. Can with Applicator Cap	14011	12
14010 ● ●	Gal. Can with Screw-on Cap	14010	6

WELD-ON
IPS CORPORATION

GUY GRAY
IPS CORPORATION

WATER-TITE
IPS CORPORATION

TOUGH PANS
IPS CORPORATION

ROOF TOP BLOX
IPS CORPORATION

TEST-TITE
IPS CORPORATION

AB&A
IPS CORPORATION

STUDOR
IPS CORPORATION

TRUEBRO
IPS CORPORATION

CHRISTY'S
IPS CORPORATION

782™ PVC Plumbing, Clear, Heavy-Bodied, Medium-Setting



- Heavy-bodied, medium-setting, low-VOC PVC cement for all classes and schedules with interference fit through 12" (315 mm) diameter Specially formulated for plumbing applications, including PVC foam core pipe
- Heavy-bodied, medium-setting, low-VOC PVC cement for all classes and schedules with interference fit through 12" (315 mm) diameter
- Good gap filling properties and its medium set allows more working time in warm weather
- Specially formulated for plumbing applications, including PVC foam core pipe

PRODUCT	DESCRIPTION	MODEL	UNITS/CASE
14019 ● ●	1/4 Pt. Can with Applicator Cap	14019	24
14018 ● ●	1/2 Pt. Can with Applicator Cap	14018	24
14017 ● ●	Pt. Can with Applicator Cap	14017	12
14016 ● ●	Qt. Can with Applicator Cap	14016	12
14015 ● ●	Gal. Can with Screw-on Cap	14015	6

782™ PVC Plumbing, Gray, Heavy-Bodied, Medium-Setting



- Heavy-bodied, medium-setting, low-VOC PVC cement for all classes and schedules with interference fit through 12" (315 mm) diameter Specially formulated for plumbing applications, including PVC foam core pipe
- Heavy-bodied, medium-setting, low-VOC PVC cement for all classes and schedules with interference fit through 12" (315 mm) diameter
- Good gap filling properties and its medium set allows more working time in warm weather
- Specially formulated for plumbing applications, including PVC foam core pipe

PRODUCT	DESCRIPTION	MODEL	UNITS/CASE
14023 ● ●	1/2 Pt. Can with Applicator Cap	14023	24
14022 ● ●	Pt. Can with Applicator Cap	14022	12
14021 ● ●	Qt. Can with Applicator Cap	14021	12



727™ PVC Hot 'R Cold™ Clear, Medium-Bodied, Very Fast-Setting



- Medium-bodied, very fast-setting, low-VOC PVC cement for all classes and schedules with interference fit through 6" (160 mm) diameter, Schedule 80 through 4" (110 mm) diameter
- Premium formula for all weather conditions (-15°F to 110°F, -26°C to 43°C)
- Excellent for industrial, irrigation, electrical conduit, pool & spa and plumbing, including PVC foam core pipe
- Can be used without primer on non-pressure systems if local codes permit

PRODUCT	DESCRIPTION	MODEL	UNITS/CASE
10842 ● ●	Pt. Can with Applicator Cap	107270031	12
10841 ● ●	Qt. Can with Applicator Cap	107270021	12
10840 ● ●	Gal. Can with Screw-on Cap	107270011	6

735™ PVC Wet 'N Fast™ Blue, Medium-Bodied, Extremely Fast-Setting



- Medium-bodied, extremely fast-setting, low-VOC PVC cement for all classes and schedules with interference fit through 6" (160 mm) diameter, schedule 80 through 4" (110 mm) diameter
- Plumbing quality cement for wet conditions and/or quick pressurization
- Can be used without primer on non-pressure systems if local codes permit

PRODUCT	DESCRIPTION	MODEL	UNITS/CASE
12498 ● ●	1/4 Pt. Can with Applicator Cap	107350951	24
12497 ● ●	1/2 Pt. Can with Applicator Cap	107350941	24
12496 ● ●	Pt. Can with Applicator Cap	107350931	12
12495 ● ●	Qt. Can with Applicator Cap	107350921	12
12494 ● ●	Gal. Can with Screw-on Cap	107350911	6

737™ PVC Turf 'N Ag™ Blue, Medium-Bodied, Very Fast-Setting



- Medium-bodied, very fast-setting, low-VOC PVC cement for all classes and schedules with interference fit through 8" (200 mm) diameter, Schedule 80 through 4" (110 mm) diameter
- Works well in wet conditions and/or quick pressurization
- Blue color fades to clear in sunlight
- High quality blue cement has a slightly higher viscosity making it ideal for turf and agricultural applications and excellent for PVC Well casing
- Can be used without primer on non-pressure systems if local codes permit

PRODUCT	DESCRIPTION	MODEL	UNITS/CASE
11985 ● ●	1/4 Pt. Can with Applicator Cap	107370951	24
11984 ● ●	1/2 Pt. Can with Applicator Cap	107370941	24
10990 ● ●	Pt. Can with Applicator Cap	107370931	12
10989 ● ●	Qt. Can with Applicator Cap	107370921	12
10988 ● ●	Gal. Can with Screw-on Cap	107370911	6

WELD-ON
IPS CORPORATION

GUY GRAY
IPS CORPORATION

WATER-TITE
IPS CORPORATION

TOUGH PANS
IPS CORPORATION

ROOF TOP BLOX
IPS CORPORATION

TEST-TITE
IPS CORPORATION

AB&A
IPS CORPORATION

STUDOR
IPS CORPORATION

TRUEBRO
IPS CORPORATION

CHRISTY'S
IPS CORPORATION

795™ Flexible PVC Clear, Medium-Bodied, Fast-Setting



- Medium-bodied, fast-setting, low-VOC PVC solvent cement for use on flex/flex and flex/rigid PVC with interference fit through 6" (160 mm) diameter, Schedule 80 through 3" (90 mm) diameter
- Premium cement specially formulated for use on flexible and/or rigid PVC
- Forms flexible, high-strength, water-resistant joints

PRODUCT	DESCRIPTION	MODEL	UNITS/CASE
10283 ● ●	1/4 Pt. Can with Applicator Cap	107950051	24
10282 ● ●	1/2 Pt. Can with Applicator Cap	107950041	24
10281 ● ●	Pt. Can with Applicator Cap	107950031	12
10280 ● ●	Qt. Can with Applicator Cap	107950021	12
10278 ● ●	Gal. Can with Screw-on Cap	107950011	6

795™ Flexible PVC Blue, Medium-Bodied, Fast-Setting



- Medium-bodied, fast-setting, low-VOC PVC solvent cement for use on flex/flex and flex/rigid PVC with interference fit through 6" (160 mm) diameter, Schedule 80 through 3" (90 mm) diameter
- Premium cement specially formulated for use on flexible and/or rigid PVC
- Forms flexible, high-strength, water-resistant joints

PRODUCT	DESCRIPTION	MODEL	UNITS/CASE
11905 ● ●	Qt. Can with Applicator Cap	107950921	12
11727 ● ●	Gal. Can with Screw-on Cap	107950911	6

710™ PVC Clear, Regular-Bodied, Very Fast-Setting



- Regular-bodied, very fast-setting, low-VOC PVC cement for all classes and schedules with interference fit through 2" (63 mm) diameter (except Schedule 80)
- Specially formulated for irrigation piping. Also suitable for electrical conduit, pool & spa and plumbing, including PVC foam core pipe

PRODUCT	DESCRIPTION	MODEL	UNITS/CASE
10115 ● ●	1/4 Pt. Can with Applicator Cap	107100051	24
10114 ● ●	1/2 Pt. Can with Applicator Cap	107100041	24
10113 ● ●	Pt. Can with Applicator Cap	107100031	12
10112 ● ●	Qt. Can with Applicator Cap	107100021	12
10111 ● ●	Gal. Can with Screw-on Cap	107100011	6



705™ PVC Clear, Medium-Bodied, Fast-Setting



- Medium-bodied, fast-setting, low-VOC PVC cement for all classes and schedules with interference fit through 6" (160 mm) diameter, Schedule 80 through 4" (110 mm) diameter
- Can be used without primer on non-pressure systems if local codes permit
- High-strength formula for industrial, irrigation, DWV, electrical conduit, pool & spa and plumbing, including PVC foam core pipe

PRODUCT	DESCRIPTION	MODEL	UNITS/CASE
10100 ● ●	1/4 Pt. Can with Applicator Cap	107050051	24
10097 ● ●	1/2 Pt. Can with Applicator Cap	107050041	24
10093 ● ●	Pt. Can with Applicator Cap	107050031	12
10089 ● ●	Qt. Can with Applicator Cap	107050021	12
10085 ● ●	Gal. Can with Screw-on Cap	107050011	6

705™ PVC Gray, Medium-Bodied, Fast-Setting



- Medium-bodied, fast-setting, low-VOC PVC cement for all classes and schedules with interference fit through 6" (160 mm) diameter, Schedule 80 through 4" (110 mm) diameter
- Can be used without primer on non-pressure systems if local codes permit
- High-strength formula for industrial, irrigation, DWV, electrical conduit, pool & spa and plumbing, including PVC foam core pipe

PRODUCT	DESCRIPTION	MODEL	UNITS/CASE
10101 ● ● ● ●	1/4 Pt. Can with Applicator Cap	107050151	24
10098 ● ● ● ●	1/2 Pt. Can with Applicator Cap	107050141	24
10094 ● ● ● ●	Pt. Can with Applicator Cap	107050131	12
10090 ● ● ● ●	Qt. Can with Applicator Cap	107050121	12
14810 ● ● ● ●	Gal. Can with Screw-on Cap	107050111	6

WELD-ON
IPS CORPORATION

GUY GRAY
IPS CORPORATION

WATER-TITE
IPS CORPORATION

TOUGH PANS
IPS CORPORATION

ROOF TOP BLOX
IPS CORPORATION

TEST-TITE
IPS CORPORATION

AB&A
IPS CORPORATION

STUDOR
IPS CORPORATION

TRUEBRO
IPS CORPORATION

CHRISTY'S
IPS CORPORATION

711™ PVC Gray, Heavy-Bodied, Medium-Setting



- Heavy-bodied, medium-setting, low-VOC PVC cement for all classes and schedules with interference fit, including Schedule 80 through 12" (315 mm) diameter
- High-strength is ideal for industrial piping systems
- Good gap-filling properties and its medium set allows more working time in warm weather

PRODUCT	DESCRIPTION	MODEL	UNITS/CASE
10123 ●●●	1/2 Pt. Can with Applicator Cap	107110141	24
10121 ●●●	Pt. Can with Applicator Cap	107110131	12
10119 ●●●	Qt. Can with Applicator Cap	107110121	12
10117 ●●●	Gal. Can w/ Screw-on Wide-mouth Cap	107110111	6

721™ PVC Blue, Medium-Bodied, Fast-Setting



- Medium-bodied, fast-setting, high-strength, low-VOC PVC solvent cement. Suitable for use on rigid PVC with interference fit Sch. 40 through 6" and Sch. 80 through 4"
- Premium, high-strength formulation for irrigation, DWV, pool & spa, plumbing and non-pressure application
- Can be used without primer on non-pressure systems if local codes permit

PRODUCT	DESCRIPTION	MODEL	UNITS/CASE
10849 ●●	1/4 Pt. Can with Applicator Cap	107210951	24
10163 ●●	1/2 Pt. Can with Applicator Cap	107210941	24
10162 ●●	Pt. Can with Applicator Cap	107210931	12
10161 ●●	Qt. Can with Applicator Cap	107210921	12
10160 ●●	Gal. Can with Screw-on Cap	107210911	6



WELD-ON
IPS CORPORATION

GUY GRAY
IPS CORPORATION

WATER-TITE
IPS CORPORATION

TOUGH PANS.
IPS CORPORATION

ROOF TOP BLOX
IPS CORPORATION

TEST-TITE
IPS CORPORATION

AB&A
IPS CORPORATION

STUDOR
IPS CORPORATION

TRUEBRO
IPS CORPORATION

CHRISTY'S
IPS CORPORATION

719™ PVC Gray, Extra Heavy-Bodied, Slow-Setting



- Extra heavy-bodied, slow-setting, low-VOC PVC cement for all classes and schedules with interference fit, including Schedule 80 through 30" (800 mm) diameter
- Ideal for fabrication of large fittings and applications requiring high gap filling properties. Suitable for irrigation, conduit, pressure and non-pressure applications

PRODUCT	DESCRIPTION	MODEL	UNITS/CASE
10156 ● ● ●	Qt. Triple Tight Paint Can	107190122	12
13078 ● ● ●	Gal. Wide-mouth Can	107190115	6

719™ PVC White, Extra Heavy-Bodied, Slow-Setting



- Extra heavy-bodied, slow-setting, low-VOC PVC cement for all classes and schedules with interference fit, including Schedule 80 through 30" (800 mm) diameter
- Premium, high-strength formulation for large size industrial piping systems
- Ideal for fabrication of large fittings and applications requiring high gap filling properties. Suitable for irrigation, conduit, pressure and non-pressure application

PRODUCT	DESCRIPTION	MODEL	UNITS/CASE
12658 ● ●	10.3 oz Tube	107190266	24
10159 ● ●	Pt. Triple Tight Paint Can	107190232	12
10157 ● ●	Qt. Triple Tight Paint Can	107190222	12
10155 ● ●	Gal. Triple Tight Paint Can	107190212	4

Red Hot Blue Glue



- Contractor preferred, premium formulation
- Medium body, very fast set
- All classes and Schedules through 6" diameter interference fit (Schedule 80 through 4")
- Can be used without primer if local codes permit for non-pressure systems up to 6" and pressure systems below 4"
- Blue in color

PRODUCT	DESCRIPTION	MODEL	UNITS/CASE
505200 ● ●	Red Hot Blue Glue PVC Cement, 4 oz, Low Voc (1/4 Pint)	RH-RHBV-QP-48	48
505197 ● ●	Red Hot Blue Glue PVC Cement, 8 oz, Low Voc (1/2 Pint)	RH-RHBV-HP-36	36
505199 ● ●	Red Hot Blue Glue PVC Cement, 16 OZ, Low Voc (Pint)	RH-RHBV-PT-24	24
505201 ● ●	Red Hot Blue Glue PVC Cement, 32 OZ, Low Voc (Quart)	RH-RHBV-QT-12	12
505195 ● ●	Red Hot Blue Glue PVC Cement, 128 OZ, Low Voc (Gallon)	RH-RHBV-GL-6	6

750™ HotWeld™ PVC Blue, Medium-Bodied, Extremely Fast-Setting



- Medium-bodied, fast-setting, PVC solvent cement for use on rigid PVC with interference fit Sch. 40 through 6" and Sch. 80 through 4"
- Premium, hot blue formulation, excellent for use in challenging conditions including wet, damp or cold applications with superior long-term performance
- One-step cement that can be used without primer on Sch. 40 pipe and fittings if local code permits
- Low-VOC formulation that complies with LEED 2009 requirements

PRODUCT	DESCRIPTION	MODEL	UNITS/CASE
13754 ● ●	1/4 Pt. Can with Applicator Cap	13754	24
13753 ● ●	1/2 Pt. Can with Applicator Cap	13753	24
13752 ● ●	Pt. Can with Applicator Cap	13752	12
13751 ● ●	Qt. Can with Applicator Cap	13751	12
13750 ● ●	Gal. Can with Screw-on Cap	13750	6

725™ PVC Wet 'R Dry™ Aqua Blue, Medium-Bodied, Extremely Fast-Setting



- Medium-bodied, extremely fast-setting, low-VOC PVC cement for all classes and schedules with interference fit through 6" (160 mm) diameter, Schedule 80 through 4" (110 mm) diameter
- Premium formula for wet conditions and/or quick pressurization
- Suitable for irrigation, plumbing, and pool & spa applications
- Can be used without primer on non-pressure systems if local codes permit

PRODUCT	DESCRIPTION	MODEL	UNITS/CASE
10850 ● ●	1/4 Pt. Can with Applicator Cap	107250951	24
10167 ● ●	1/2 Pt. Can with Applicator Cap	107250941	24
10166 ● ●	Pt. Can with Applicator Cap	107250931	12
10165 ● ●	Qt. Can with Applicator Cap	107250921	12
10164 ● ●	Gal. Can with Screw-on Cap	107250911	6



713™ CPVC Orange, Regular-Bodied, Fast-Setting



- Regular-bodied, fast-setting, low-VOC CPVC cement for copper tube size and Schedule 40 pipe and fittings with interference fit through 2" (63 mm) diameter
- Specially formulated for plumbing applications
- For potable water to 180°F (82°C)

PRODUCT	DESCRIPTION	MODEL	UNITS/CASE
10129 ● ●	1/2 Pt. Can with Applicator Cap	107130651	24
10128 ● ●	Pt. Can with Applicator Cap	107130641	24
10127 ● ●	Qt. Can with Applicator Cap	107130631	12
10126 ● ●	Gal. Can with Screw-on Cap	107130621	12

FlowGuard Gold® CPVC Yellow, Medium-Bodied, Fast-Setting



- Regular-bodied, fast-setting, low-VOC CPVC cement for copper tube size and Schedule 40 pipe and fittings with interference fit through 2" (63 mm) diameter
- Specially formulated for plumbing applications
- For potable water to 180°F (82°C)

PRODUCT	DESCRIPTION	MODEL	UNITS/CASE
11029 ● ● ●	1/4 Pt. Can with Applicator Cap	127130851	24
11028 ● ● ●	1/2 Pt. Can with Applicator Cap	127130841	24
11027 ● ● ●	Pt. Can with Applicator Cap	127130831	12
11026 ● ● ●	Qt. Can with Applicator Cap	127130821	12
11025 ● ● ●	Gal. Can with Screw-on Cap	127130811	6

FlowGuard Gold® is a registered trademark of The Lubrizol Corporation.

WELD-ON
IPS CORPORATION

GUY GRAY
IPS CORPORATION

WATER-TITE
IPS CORPORATION

TOUGH PANS
IPS CORPORATION

ROOF TOP BLOX
IPS CORPORATION

TEST-TITE
IPS CORPORATION

AB&A
IPS CORPORATION

STUDOR
IPS CORPORATION

TRUEBRO
IPS CORPORATION

CHRISTY'S
IPS CORPORATION

714™ CPVC Orange, Heavy-Bodied, Medium-Setting



- Heavy-bodied, medium-setting, low-VOC CPVC cement for all classes and schedules with interference fit through 12" (315 mm) diameter
- Industrial quality for non-chemical applications up to 180°F (82°C)
- Approved for use on Corzan® CPVC piping systems

PRODUCT	DESCRIPTION	MODEL	UNITS/CASE
10137 ●●●	1/2 Pt. Can with Applicator Cap	107140641	24
10135 ●●●	Pt. Can with Applicator Cap	107140631	12
10132 ●●●	Qt. Can with Applicator Cap	107140621	12
10130 ●●●	Gal. Can with Screw-on Cap	107140611	6

714™ CPVC Gray, Heavy-Bodied, Medium-Setting



- Heavy-bodied, medium-setting, low-VOC CPVC cement for all classes and schedules with interference fit through 12" (315 mm) diameter
- Industrial quality for non-chemical applications up to 180°F (82°C)
- Approved for use on Corzan® CPVC piping systems

PRODUCT	DESCRIPTION	MODEL	UNITS/CASE
10134 ●●	Pt. Can with Applicator Cap	107140131	12
10131 ●●	Qt. Can with Applicator Cap	107140121	12

724™ CPVC Orange, Heavy-Bodied, Medium-Setting



- Heavy-bodied, medium-setting, low-VOC CPVC cement for all classes and schedules with interference fit through 12" (315 mm) diameter
- Premium, high-strength, chemical-resistant solvent cement for use with CPVC piping systems carrying acids, bases, salts and hypochlorites
- Ideal for use in waste water plants
- May be used on PVC industrial piping systems for chemical applications
- Approved for Corzan® CPVC piping systems

PRODUCT	DESCRIPTION	MODEL	UNITS/CASE
13531 ●●	Pt. Can with Applicator Cap	13531	12
12818 ●●	Qt. Can with Applicator Cap	107240621	12
12817 ●●	Gal. Can w/ Screw-on Wide-mouth Cap	107240611	6



724™ CPVC Gray, Heavy-Bodied, Medium-Setting



- Heavy-bodied, medium-setting, low-VOC CPVC cement for all classes and schedules with interference fit through 12" (315 mm) diameter
- Premium, high-strength, chemical-resistant solvent cement for use with CPVC piping systems carrying acids, bases, salts and hypochlorites
- Ideal for use in waste water plants
- May be used on PVC industrial piping systems for chemical applications
- Approved for Corzan® CPVC piping systems

PRODUCT	DESCRIPTION	MODEL	UNITS/CASE
11890 ● ●	Pt. Can with Applicator Cap	107240131	12
11659 ● ●	Qt. Can with Applicator Cap	107240121	12
12233 ● ●	Gal. Can w/ Screw-on Wide-mouth Cap	107240111	6

729™ CPVC Gray, Extra Heavy-Bodied, Slow-Setting



- Extra heavy-bodied, slow-setting, low-VOC CPVC cement for all classes and schedules of industrial piping with interference fit through 24" (600 mm) diameter
- May be used for chemical applications Industrial quality cement for applications requiring high gap filling properties
- Ideal for fabrication of large fittings

PRODUCT	DESCRIPTION	MODEL	UNITS/CASE
10845 ● ●	Qt. Triple Tight Paint Can	107290122	12
10844 ● ●	Gal. Triple Tight Paint Can	107290112	4

WELD-ON
IPS CORPORATION

GUY GRAY
IPS CORPORATION

WATER-TITE
IPS CORPORATION

TOUGH PANS.
IPS CORPORATION

ROOF TOP BLOX
IPS CORPORATION

TEST-TITE
IPS CORPORATION

AB&A
IPS CORPORATION

STUDOR
IPS CORPORATION

TRUEBRO
IPS CORPORATION

CHRISTY'S
IPS CORPORATION

771™ ABS Milky, Medium-Bodied, Fast-Setting



- Medium-bodied, fast-setting, low-VOC ABS cement for all classes and schedules with interference fit through 8" (200 mm) diameter
- Specially formulated for plumbing applications (DWV, sewer & drain pipe), conduit and foam cores

PRODUCT	DESCRIPTION	MODEL	UNITS/CASE
10233 ● ●	Pt. Can with Applicator Cap	107710531	12
10232 ● ●	Qt. Can with Applicator Cap	107710521	12
10230 ● ●	Gal. Can with Screw-on Cap	107710511	6

771™ ABS Yellow, Medium-Bodied, Fast-Setting (For Canada)



- Medium-bodied, fast-setting, low-VOC ABS cement for all classes and schedules with interference fit through 8" (200 mm) diameter
- Specially formulated for plumbing applications (DWV, sewer & drain pipe), conduit and foam cores

PRODUCT	DESCRIPTION	MODEL	UNITS/CASE
10969 ● ● ●	1/4 Pt. Can with Applicator Cap	107710851	24
10968 ● ● ●	1/2 Pt. Can with Applicator Cap	107710841	24
10967 ● ● ●	Pt. Can with Applicator Cap	107710831	12
10966 ● ● ●	Qt. Can with Applicator Cap	107710821	12
10965 ● ● ●	Gal. Can with Screw-on Cap	107710811	6

773™ ABS Black, Medium-Bodied, Fast-Setting



- Medium-bodied, fast-setting, low-VOC ABS cement for all classes and schedules with interference fit through 8" (200 mm) diameter
- Specially formulated for plumbing applications (DWV, sewer & drain pipe), conduit and foam core

PRODUCT	DESCRIPTION	MODEL	UNITS/CASE
10246 ● ●	1/4 Pt. Can with Applicator Cap	107730351	24
10245 ● ●	1/2 Pt. Can with Applicator Cap	107730341	24
10244 ● ●	Pt. Can with Applicator Cap	107730331	12
10243 ● ●	Qt. Can with Applicator Cap	107730321	12
10241 ● ●	Gal. Can with Screw-on Cap	107730311	6



790™ Multi-Purpose Clear, Medium-Bodied, Fast-Setting



- Medium-bodied, fast-setting, low-VOC multi-purpose cement for all classes and schedules with interference fit through 6" (160 mm) diameter, Sch. 80 through 4" (110 mm) diameter
- High-strength cement for PVC and CPVC pipe and fittings

PRODUCT	DESCRIPTION	MODEL	UNITS/CASE
10260	1/4 Pt. Can with Applicator Cap	107900051	24
10259	1/2 Pt. Can with Applicator Cap	107900041	24
10258	Pt. Can with Applicator Cap	107900031	12
10257	Qt. Can with Applicator Cap	107900021	12
11248	Gal. Can with Screw-on Cap	107900011	6

794™ ABS-PVC Transition Green, Medium-Bodied, Fast-Setting



- Medium-bodied, fast-setting, low-VOC transition cement for all classes and schedules with interference fit through 6" (160 mm) diameter (not for Schedule 80)
- Specifically designed for use on ABS to PVC transition joints in non-pressure systems
- Suitable for sewer, DWV, and conduit

PRODUCT	DESCRIPTION	MODEL	UNITS/CASE
13369 ●●	1/4 Pt. Can with Applicator Cap	13369	24
10275 ●●	1/2 Pt. Can with Applicator Cap	107940741	24
10274 ●●	Pt. Can with Applicator Cap	107940731	12
10273 ●●	Qt. Can with Applicator Cap	107940721	12
10272 ●●	Gal. Can with Screw-on Cap	107940711	6

WELD-ON
IPS CORPORATION

GUY GRAY
IPS CORPORATION

WATER-TITE
IPS CORPORATION

TOUGH PANS.
IPS CORPORATION

ROOF TOP BLOX
IPS CORPORATION

TEST-TITE
IPS CORPORATION

AB&A
IPS CORPORATION

STUDOR.
IPS CORPORATION

TRUEBRO.
IPS CORPORATION

CHRISTY'S
IPS CORPORATION

Plumbing Primer, Purple



- Quality low-VOC primer essential for proper softening and preparation of PVC and CPVC pipe and fitting surfaces
- Specially formulated for plumbing applications

PRODUCT	DESCRIPTION	MODEL	UNITS/CASE
14028 ● ●	1/4 Pt. Can with Applicator Cap	14028	24
14027 ● ●	1/2 Pt. Can with Applicator Cap	14027	24
14026 ● ●	Pt. Can with Applicator Cap	14026	12
14025 ● ●	Qt. Can with Applicator Cap	14025	12
14024 ● ●	Gal. Can with Screw-on Cap	14024	6

Plumbing Primer, Clear



- Quality low-VOC primer essential for proper softening and preparation of PVC and CPVC pipe and fitting surfaces
- Specially formulated for plumbing applications

PRODUCT	DESCRIPTION	MODEL	UNITS/CASE
14033 ● ●	1/4 Pt. Can with Applicator Cap	14033	24
14032 ● ●	1/2 Pt. Can with Applicator Cap	14032	24
14031 ● ●	Pt. Can with Applicator Cap	14031	12
14030 ● ●	Qt. Can with Applicator Cap	14030	12
14029 ● ●	Gal. Can with Screw-on Cap	14029	6



P-70™ Purple Primer



- Premium, industrial-strength, low-VOC primer essential for proper softening and preparation of PVC and CPVC pipe and fitting surfaces
- Specially recommended for use on Schedule 80 (PN 10 and higher) and large size pipe
- Excellent for cold weather applications

PRODUCT	DESCRIPTION	MODEL	UNITS/CASE
10229 ● ●	1/4 Pt. Can with Applicator Cap	107700451	24
10227 ● ●	1/2 Pt. Can with Applicator Cap	107700441	24
10225 ● ●	Pt. Can with Applicator Cap	107700431	12
10223 ● ●	Qt. Can with Applicator Cap	107700421	12
10221 ● ●	Gal. Can with Screw-on Cap	107700411	6

P-70™ Clear Primer



- Premium, industrial-strength, low-VOC primer essential for proper softening and preparation of PVC and CPVC pipe and fitting surfaces
- Specially recommended for use on Schedule 80 (PN 10 and higher) and large size pipe
- Excellent for cold weather applications

PRODUCT	DESCRIPTION	MODEL	UNITS/CASE
10228 ● ●	1/4 Pt. Can with Applicator Cap	107700051	24
10226 ● ●	1/2 Pt. Can with Applicator Cap	107700041	24
10224 ● ●	Pt. Can with Applicator Cap	107700031	12
10222 ● ●	Qt. Can with Applicator Cap	107700021	12
10220 ● ●	Gal. Can with Screw-on Cap	107700011	6

P-75™ Wet 'R Dry™ Aqua Blue Primer



- Premium, fast-acting, industrial-strength, low-VOC primer essential for proper softening and preparation of PVC and CPVC pipe and fitting surfaces
- For use with 725™ Wet 'R Dry™ Cements
- Specially formulated for wet and/or quick set applications

PRODUCT	DESCRIPTION	MODEL	UNITS/CASE
10250 ●	1/2 Pt. Can with Applicator Cap	107750941	24
10249 ●	Pt. Can with Applicator Cap	107750931	12
10248 ●	Qt. Can with Applicator Cap	107750921	12
10247 ●	Gal. Can with Screw-on Cap	107750911	6

WELD-ON
IPS CORPORATION

GUY GRAY
IPS CORPORATION

WATER-TITE
IPS CORPORATION

TOUGH PANS.
IPS CORPORATION

ROOF TOP BLOX
IPS CORPORATION

TEST-TITE
IPS CORPORATION

AB&A
IPS CORPORATION

STUDOR
IPS CORPORATION

TRUEBRO
IPS CORPORATION

CHRISTY'S
IPS CORPORATION

C-65™ Clear Cleaner



- Low-VOC cleaner for removal of oil and grease from the surfaces of PVC, CPVC, ABS and STYRENE pipe and fittings
- Recommended for use before priming of pipe and fittings

PRODUCT	DESCRIPTION	MODEL	UNITS/CASE
10204	1/4 Pt. Can with Applicator Cap	107650051	24
10203	1/2 Pt. Can with Applicator Cap	107650041	24
10202	Pt. Can with Applicator Cap	107650031	12
10201	Qt. Can with Applicator Cap	107650021	12
10200	Gal. Can with Screw-on Cap	107650011	6

PC-64™ Purple Primer-Conditioner



- Low-VOC formula for surface preparation of PVC and CPVC pipe and fittings before solvent cement application

PRODUCT	DESCRIPTION	MODEL	UNITS/CASE
10875	1/4 Pt. Can with Applicator Cap	107640451	24
10874	1/2 Pt. Can with Applicator Cap	107640441	24
10873	Pt. Can with Applicator Cap	107640431	12
10872	Qt. Can with Applicator Cap	107640421	12
10871	Gal. Can with Screw-on Cap	107640411	6

PC-64™ Clear Primer-Conditioner



- Low-VOC formula for surface preparation for PVC and CPVC pipe and fittings before solvent cement application

PRODUCT	DESCRIPTION	MODEL	UNITS/CASE
12656	Qt. Can with Applicator Cap	107640021	12

WELD-ON
IPS CORPORATION

GUY GRAY
IPS CORPORATION

WATER-TITE
IPS CORPORATION

TOUGH PANS
IPS CORPORATION

ROOF TOP BLOK
IPS CORPORATION

TEST-TITE
IPS CORPORATION

AB&A
IPS CORPORATION

STUDOR
IPS CORPORATION

TRUEBRO
IPS CORPORATION

CHRISTY'S
IPS CORPORATION

600™ Clear, Regular-Bodied Contact Adhesive



- Contact adhesive for Polyethylene, Polypropylene, PVC, ABS and Styrene non-pressure drainage systems through 4" diameter; HVAC duct applications through 6" diameter interference fit
- Clear, regular-bodied and fast-setting

PRODUCT	DESCRIPTION	MODEL	UNITS/CASE
10077	Pt. Can with Applicator Cap	106000031	12
10076	Qt. Can with Applicator Cap	106000021	12

810™ White Repair and Fabrication Adhesive



- Two-component, high-strength, low-VOC reactive adhesive for PVC, CPVC, and other dissimilar materials (acrylic, clay, Styrene, fiberglass reinforced polyester, and concrete)
- Product can withstand very high pressure and is high impact-resistant
- Great for repairing cracks or leaky pipe valves and fittings
- Excellent gap-filling property which is ideal for fabricating fittings and joining saddles to pipe
- Good for bonding large diameter PVC and CPVC pipe and fittings

PRODUCT	DESCRIPTION	MODEL	UNITS/CASE
10813	4 Oz. Plastic Jar with Screw-on Cap	10810K151	6
10812	Pt. Plastic Jar with Screw-on Cap	10810K131	4
10811	Qt. Plastic Jar with Screw-on Cap	10810K121	4
10810	Gal. Plastic Jar with Screw-on Cap	10810K111	4

WELD-ON
IPS CORPORATION

GUY GRAY
IPS CORPORATION

WATER-TITE
IPS CORPORATION

TOUGH PANS
IPS CORPORATION

ROOF TOP BLOX
IPS CORPORATION

TEST-TITE
IPS CORPORATION

AB&A
IPS CORPORATION

STUDOR
IPS CORPORATION

TRUEBRO
IPS CORPORATION

CHRISTY'S
IPS CORPORATION

Can Applicator Brushes and Daubers

- Available in fixed and adjustable handle styles
- Options for 1/4 pint, 1/2 pint, pint and quart cans
- Designed to fit standard pint and quart can types



PRODUCT	DESCRIPTION	MODEL	UNITS/ CASE
12121	PB-1 Brush in Plastic Cap w/Handle for Pt. & Qt. Cans	006010000	25
10832	SuperDauber 75, 3/4" Adjustable Dauber	001720000	50
10833	SuperDauber 150, 1-1/4" Adjustable Dauber	001710000	50
10004	DP-75 Cap Dauber for 3/4" up to 1-1/2" Pipe Diameter	006150000	50
10005	DP-150 Cap Dauber 1-1/2" for up to 3" Pipe Diameter	006160000	50
12429	DQ-75 Cap Dauber 3/4" for up to 1-1/2" Pipe Diameter	006580000	50
10006	DQ-150 Cap Dauber 1-1/2" for up to 3" Pipe Diameter	006170000	50
13199	DH-38, 3/8" Cap Dauber for FlowGuard Gold® 1/4 & 1/2 Pint Cans	006200000	50
10003	Pint Sized Cap Dauber 3/4" for FlowGuard Gold®	006190000	50
11831	DQ-50, 1/2" Cap Dauber for FlowGuard Gold® Qt. Can	006180000	50

Can Applicator Rollers and Swabs

- Available in a range of applicator options
- Products designed to handle 3"-8" pipe diameters
- Applicator options to fit standard and empty cans
- Suitable for empty and wide-mouth cans



PRODUCT	DESCRIPTION	MODEL	UNITS/ CASE
10007	3020 Roll-A-Weld 3" Roller for MT-653 Qt. Can	006300000	24
11957	6020 4" Roller for MT-651 Qt. Can	006330000	24
10008	7020 Jumbo Roll-A-Weld 7" Roller for MT-648 Gal. Can	006310000	20
10009	4020 4" Swab for MT-648 Gal. Can	006320000	24
12071	5020 4" Swab for MT-651 Qt. Can	006340000	24
13360	8020 4" Cotton Swab, Wire Handle for 6" Diameter or Larger Pipe	13360	24
10006	DQ-150 Cap Dauber 1-1/2" for up to 3" Pipe Diameter	006170000	50
13199	DH-38, 3/8" Cap Dauber for FlowGuard Gold® 1/4 & 1/2 Pint Cans	006200000	50
10003	Pint Sized Cap Dauber 3/4" for FlowGuard Gold®	006190000	50
11831	DQ-50, 1/2" Cap Dauber for FlowGuard Gold® Qt. Can	006180000	50

WELD-ON
IPS CORPORATION

GUY GRAY
IPS CORPORATION

WATER-TITE
IPS CORPORATION

TOUGH PANS
IPS CORPORATION

ROOF TOP BLOX
IPS CORPORATION

TEST-TITE
IPS CORPORATION

AB&A
IPS CORPORATION

STUDOR
IPS CORPORATION

TRUEBRO
IPS CORPORATION

CHRISTY'S
IPS CORPORATION

SuperSwab™ Applicator



- Shed-resistant swab material-best for smooth full application of cements or primers
- Product designed to handle 4"-8" pipe diameters
- Extra-long handle for convenient grip
- Adjustable length and dual cap design that fits quart and gallon containers
- Disposable swab, reusable handle

PRODUCT	DESCRIPTION	MODEL	UNITS/CASE
14108	SuperSwab (swab and handle included)	14108	12
14111	SuperSwab - bulk pack (swabs and handles included)	14111	24
14109	Replacement swabs (4 swabs per bag)	14109	3 bags
14112	Replacement swabs - bulk pack	14112	24

Easy Twist™ Can Opener



- Ergonomically designed to easily open cement cans without damaging can
- Tightens and seals the cap with an extra torque

PRODUCT	DESCRIPTION	MODEL	UNITS/CASE
14550	Easy Twist, 8-pack display	14550	8

Empty Containers



- Applicator not included
- For solvent cements or primers

PRODUCT	DESCRIPTION	MODEL	UNITS/CASE
10010	MT-648 Gal. Can with 2 7/8" Neck	006480000	6
10012	MT-651 Qt. Can with 1 3/4" Neck	006510000	12
10014	MT-653 Qt. Can with Triple Tight Paint Can	006530000	12
10015	MT-654 Pt. Can with 1 3/4" Neck	006540000	12

Cement and Primer Carriers



- For carrying quart and pint cans

PRODUCT	DESCRIPTION	MODEL	UNITS/CASE
12891	CanTote™ for carrying quart & pint cement cans	001870000	24
14147	CanTote™ for carrying quart & pint cement cans	14147	6

ALL SEAL™ Beige Plastic and Metal Pipe Thread Sealant



- Multi-purpose sealant
- Slow drying, soft-setting, formula allows ample time to work with pipe joints. Also easy for disassembly
- Creamy, non-separating consistency provides excellent thread coverage
- Very low-VOC content: 152 g/L
- Product is grit-free to provide leak-proof seal on pipe threads
- For sealing and lubricating all metal and plastic (ABS, PVC, CPVC, Polypropylene & Nylon) piping systems carrying various materials
- 2-year shelf life

PRODUCT	DESCRIPTION	MODEL	UNITS/CASE
87660 ●●	1/4 Pt. Can with Brush in Cap Applicator	R5123	24
87665 ●●	1/2 Pt. Can with Brush in Cap Applicator	R5124	24
87670 ●●	Pt. Can with Brush in Cap Applicator	R5125	12

BLUE SEAL™ Blue Plastic and Metal Pipe Thread Sealant



- Industrial grade sealant
- Excellent for industrial applications and pipe lines in high vibration environments
- Contains finely homogenized PTFE particles for filling cracks and thread imperfections – ensuring leak-proof seal
- Heavy duty, grit-free formula
- For sealing and lubricating all metal and plastic (ABS, PVC, CPVC, Polypropylene & Nylon) piping systems carrying various materials
- Zero VOC content
- 3-year shelf life

PRODUCT	DESCRIPTION	MODEL	UNITS/CASE
87685 ●●	1/2 Pt. Can with Brush in Cap Applicator	R5134	24
87690 ●●	Pt. Can with Brush in Cap Applicator	R5135	12
87695 ●●	Qt. Can with Brush in Cap Applicator	R5136	12



PTFE Thread Seal Tapes

- Meets Fed. mil SPEC T-27730A
- Virgin PTFE Particles
- Contractor Quality
- Great Stretch/Tear Properties



PRODUCT	DESCRIPTION	MODEL	UNITS/CASE
87755	3/4" x 520" PTFE Tape	TA-SW520	70
80310	1/2" x 520" PTFE Tape	TA-S520	100
87720	1" x 520" PTFE Tape	TA-SX520	50
87750	3/4" x 260" PTFE Tape	TA-SW260	70
80315	1/2" x 260" PTFE Tape	TA-S260	100
80320	1/2" x 260" Yellow PTFE Tape Designed for Gas Lines of all Types	TA-USTT1226Y	12
80325	1/2" x 260" Pink PTFE Tape for Plumbers and Pipe Fitters	TA-USTT1226P	12
513544	1/2" x 260" Gray PTFE Tape for use on all Stainless Steel Fittings	TA-USTT1226GRAY	144
513547	1/2" x 260" White PTFE Tape Designed for Oxygen Applications	TA-USTT1252	144
513543	Tape, Green Oxygen PTFE Thread Seal, 1/2"	TA-USTT1226G	144





White Seal Plus™ White Plastic and Metal Pipe Thread Sealant



- Multi-purpose sealant with PTFE
- Contains finely homogenized PTFE particles for filling cracks and thread imperfections – ensuring a leak-proof seal
- Non-setting formula allows easy disassembly of joints without damage to pipe, fittings or threads
- Protects threaded areas from rust and corrosion and prevents galling
- For sealing and lubricating all metal and plastic (ABS, PVC, CPVC, Polypropylene & Nylon) piping systems carrying various materials.1 Compatible with FlowGuard Gold®, BlazeMaster® and Corzan®
- Zero VOC content
- 3-year shelf life

PRODUCT	DESCRIPTION	MODEL	UNITS/CASE
80200 ●●	1.7 Oz. Tube	R5002	12
87725 ●●	1/4 Pt. Can with Brush in Cap Applicator	R5163	24
87730 ●●	1/2 Pt. Can with Brush in Cap Applicator	R5164	24
87735 ●●	Pt. Can with Brush in Cap Applicator	R5165	12
87740 ●●	Qt. Can with Brush in Cap Applicator	R5166	12

505™ Key-Tite® Green Metal Pipe Thread Sealant



- Special formulation seals and lubricates metal pipe joints as well as protects them from rusting and seizing
- Applicable for all types of metal joints (threaded, flanged or gasketed)
- For sealing and lubricating all metal piping systems carrying various materials

PRODUCT	DESCRIPTION	MODEL	UNITS/CASE
10069	1/4 Pt. Can with Brush in Cap Applicator	105050051	24
10068	1/2 Pt. Can with Brush in Cap Applicator	105050041	24
10064	Pt. Can with Brush in Cap Applicator	105050031	12
10063	Qt. Triple Tight Paint Can	105050022	12

Epoxy Putty Stick



- Quick-hardening sealant/adhesive
- Plugs, seals, patches or repairs most materials except polyethylene or polypropylene
- Excellent for underwater repairs
- Non-toxic, safe for potable water line
- Hardens in 20 minutes and cures in 1 hour
- Lead-free and non-toxic

PRODUCT	DESCRIPTION	MODEL	UNITS/CASE
84055	4 Oz. Epoxy Putty Stick	REP1	24

Pipe Stick Joint Compound



- Thread sealant for metal and plastic pipe
- Lead-free and non-toxic
- Prevents rust and corrosion allowing easier disassembly

PRODUCT	DESCRIPTION	MODEL	UNITS/CASE
81255	1.3 Oz. Pipe Stick Joint Compound	R5071	12/box 144/case

WELD-ON
IPS CORPORATION

GUY GRAY
IPS CORPORATION

WATER-TITE
IPS CORPORATION

TOUGH PANS
IPS CORPORATION

ROOF TOP BLOX
IPS CORPORATION

TEST-TITE
IPS CORPORATION

AB&A
IPS CORPORATION

STUDOR
IPS CORPORATION

TRUEBRO
IPS CORPORATION

CHRISTY'S
IPS CORPORATION

Soft Seal™ Plumbers Putty



- Weld-On Soft Seal Plumber's Putty is compatible with ABS, PVC, and all metals. Check other manufacturer's putty installation instructions to ensure compatibility with ABS and PVC plastics
- For setting and sealing plumbing fixtures and drains
- Will not harden, crack or crumble
- Complies with Federal Specification TT-P-1536A
- Lead-free, non-corrosive and stainless
- 100% waterproof

PRODUCT	DESCRIPTION	MODEL	UNITS/CASE
80100	14 Oz. Poly Tub	R5101	24
80103	3 Lb. Poly Tub	R5103	6
80105	5 Lb. Poly Tub	R5105	6

Stain Free Soft Seal™ Plumbers Putty



- Stain-free for use on granite, marble, stone, quarts and fiberglass
- For setting and sealing plumbing fixtures and drains
- Do not apply on ABS surfaces
- Will not harden, crack or crumble
- 100% waterproof
- Complies with Federal Specification TT-P-1536A

PRODUCT	DESCRIPTION	MODEL	UNITS/CASE
80111	14 oz Poly Tub	80111	24
80112	3 Lb. Poly Tub	80112	6

182™ Roof Flashing Cement



- For repairing and sealing leaks around flashings, sky lights, vents, gutter and other protrusions
- Wet or dry weather plastic cement

PRODUCT	DESCRIPTION	MODEL	UNITS/CASE
10051	Qt. Triple Tight Paint Can	101820021	12
10050	Gal. Triple Tight Paint Can	101820011	4

WELD-ON
IPS CORPORATION

GUY GRAY
IPS CORPORATION

WATER-TITE
IPS CORPORATION

TOUGH PANS
IPS CORPORATION

ROOF TOP BLOK
IPS CORPORATION

TEST-TITE
IPS CORPORATION

AB&A
IPS CORPORATION

STUDOR
IPS CORPORATION

TRUEBRO
IPS CORPORATION

CHRISTY'S
IPS CORPORATION

Light Cutting Oil

- For light-duty manual or low-RPM machine threading of ferrous and non-ferrous metals as well as for drilling, reaming and rolling machines using ferrous and non-ferrous metals



PRODUCT	DESCRIPTION	MODEL	UNITS/CASE
80424	Qt. Poly Bottle	R1523	24
80425	Gal. Poly Bottle	R1525	6

Dark Cutting Oil

- For medium- to heavy-duty cutting, threading, drilling, reaming and rolling machines using ferrous and non-ferrous metals
- High-grade oil blend



PRODUCT	DESCRIPTION	MODEL	UNITS/CASE
80420	Qt. Poly Bottle	R1623	12
80421	Gal. Poly Bottle	R1625	6

Brushes and Sand Cloth

PRODUCT	DESCRIPTION	MODEL	UNITS/CASE
81352	Acid Brushes	R5401	144
81610	1/2" Premium Duty Fitting Brush	R5553	12
81620	3/4" Premium Duty Fitting Brush	R5555	12
81625	1" Premium Duty Fitting Brush	R5557	12
81630	1-1/4" Premium Duty Fitting Brush	R5559	12
81635	1-1/2" Premium Duty Fitting Brush	R5561	12
81640	2" Premium Duty Fitting Brush	R5563	12
87795	1/2" Heavy Duty Wire Handle Fitting Brush	R5581	12
87800	3/4" Heavy Duty Wire Handle Fitting Brush	R5583	12
87805	1" Heavy Duty Wire Handle Fitting Brush	R5585	12
81651	Combination 4-n-1 Copper Tube & Fitting Brush	R5566	10
81560	1/2" Copper Tube Cleaning Brush	R5570	36
81565	3/4" Copper Tube Cleaning Brush	R5575	36
81400	2 Yds. x 1-1/2" Sand Cloth	R5451	24
81405	10 Yds. x 1-1/2" Sand Cloth	R5455	24
81410	25 Yds. x 1-1/2" Sand Cloth	R5460	24
81500	5 Yds. x 1-1/2" Open Mesh Cloth	R5501	24
81505	10 Yds. x 1-1/2" Open Mesh Cloth	R5503	24
80890	Flame Stopper 9" x 12" Torch Protector	RFS1	25



WELD-ON
IPS CORPORATION

GUY GRAY
IPS CORPORATION

WATER-TITE
IPS CORPORATION

TOUGH PANS
IPS CORPORATION

ROOF TOP BLOX
IPS CORPORATION

TEST-TITE
IPS CORPORATION

AB&A
IPS CORPORATION

STUDOR
IPS CORPORATION

TRUEBRO
IPS CORPORATION

CHRISTY'S
IPS CORPORATION

EZ Flush™ Pipe Lubricant



- Applicable for joining all metal and plastic gasketed pipes
- Lubricates slip-on or “O” ring type joints without harming rubber or plastic gaskets
- Easily flushes out of piping system
- Non-toxic and non corrosive
- No taste or odor transferred to fluids in piping system

PRODUCT	DESCRIPTION	MODEL	UNITS/CASE
87717 ●	Pt. Poly Tub	87717	24
87718 ●	Qt. Poly Tub	87718	12
87719 ●	Gal. Poly Tub	87719	4
87721 ●	5 Gal. Poly Tub	87721	1

Seal Lube Gasket Lubricant



- Primes and lubricates slip-on or “O” ring type joints with rubber or synthetic rubber gaskets
- Non-toxic and non-corrosive
- No taste or odor
- 100% water soluble

PRODUCT	DESCRIPTION	MODEL	UNITS/CASE
87705 ●	Pt. Poly Tub	R5175	12
87710 ●	Qt. Poly Tub	R5176	12
87715 ●	Gal. Poly Tub	R5177	4

Slik Seal™ Plumbers Grease



- For lubricating valve stems, faucets, ball cocks, ensuring smooth operation
- Does not include silicone
- 100% waterproof
- Combination of lithium soap, solvent refined basestock and additives
- Excellent for hot water steam or potable water systems

PRODUCT	DESCRIPTION	MODEL	UNITS/CASE
80427 ●	1 Oz. Tin	R301	24



WELD-ON
IPS CORPORATION

GUY GRAY
IPS CORPORATION

WATER-TITE
IPS CORPORATION

TOUGH PANS
IPS CORPORATION

ROOF TOP BLOX
IPS CORPORATION


TEST-TITE
IPS CORPORATION

AB&A
IPS CORPORATION

STUDOR
IPS CORPORATION

TRUEBRO
IPS CORPORATION

CHRISTY'S
IPS CORPORATION



GUY GRAY™

1958

The first-ever washing machine outlet box manufacturer

Starting with the original washing machine outlet box in 1958, the Guy Gray™ line has always featured innovative metal-box solutions to keep pace with an ever-evolving industry.

Today

Now the first choice for all metal outlet boxes

What began as a handful of galvanized metal boxes is now an extensive, widely trusted product line – the industry’s No. 1 choice in metal outlet boxes. Guy Gray™ also offers a wide range of domestic valves and fire-rated boxes.



WELD-ON
IPS CORPORATION

GUY GRAY
IPS CORPORATION

WATER-TITE
IPS CORPORATION

TOUGH PANS
IPS CORPORATION

ROOF-TOP BLOK
IPS CORPORATION

TEST-TITE
IPS CORPORATION

AB&A
IPS CORPORATION

STUDOR
IPS CORPORATION

TRUEBRO
IPS CORPORATION

CHRISTY'S
IPS CORPORATION

Center Drain Galvanized Washing Machine Outlet Boxes



- 20-gauge box / 20-gauge faceplate
- G90 hot-dipped galvanized steel (Unpainted)
- Male threaded drain fitting & locknut included
- Rough opening: 10" W x 8-3/4" H x 3-1/2" D
- Faceplate dimension: 11-5/8" W x 9-1/2" H
- Domestic valves
- Unassembled
- 3/4" Hose outlet



PRODUCT	DESCRIPTION	MODEL	UNITS/ CASE
82026 ●	1/2" MIP/Sweat Conx. Valve, 1-1/2" Threaded Drain Fitting	B150	6
82032 ●	1/2" MIP/Sweat Conx. Valve, 2" Threaded Drain Fitting	B200	6
82036 ●	Top-mount 1/2" MIP/Sweat Conx. Valves, 2" Threaded Drain Fitting	BB200TS	6
81974 ●	1/2" F1807 Conx., 2" Threaded Drain	B200X	6
81975 ●	1/2" CPVC Conx., 2" Threaded Drain	B200C	6
97091	Replacement Faceplate for Models B, BB, WB, FB, & BIM; 20 Ga. Galvanized ¹	B	1

Center Drain Galvanized Washing Machine Outlet Boxes with Duplex Receptacle



- 20-gauge box / 20-gauge faceplate
- G90 hot-dipped galvanized steel (Unpainted)
- Male threaded drain fitting & locknut included
- Duplex receptacle: 20 amp, 110 volt
- Available with GFCI Receptacle: 20 Amp, 125 Volt
- Rough opening: 12-1/4" W x 8-3/4" H x 3-1/2" D
- Faceplate dimension: 13-3/4" W x 9-1/2" H
- Domestic valves
- Unassembled
- 3/4" Hose outlet



PRODUCT	DESCRIPTION	MODEL	UNITS/ CASE
82033 ●	1/2" MIP/Sweat Conx. Valve, 2" Threaded Drain Fitting	BE200	6
82037 ●	Top-mount 1/2" MIP/Sweat Conx. Valves, 2" Threaded Drain Fitting	BBE200TS	6

With GFCI Receptacle

82633 ●	1/2" MIP/Sweat Valves, GFCI Recpt.	BE200GF	6
82636 ●	Top Mount 1/2" MIP/Sweat Valves, GFCI Recpt.	BBE200TSGF	6
97092	Replacement Faceplate for Models BE, BBE, WBE, & FBE; 20 Ga. Galvanized ¹	BE	1

¹ Faceplates are Category *

Center Drain Galvanized Washing Machine Outlet Boxes with Duplex & Dryer Receptacles



- 20-gauge box / 20-gauge faceplate
- G90 hot-dipped galvanized steel (Unpainted)
- Male threaded drain fitting & locknut included
- Duplex receptacle: 20 amp, 110 volt
- Dryer receptacle: 30 amp, 220 volt, 3-wire
- Available with GFCI Receptacle: 20 Amp, 125 Volt
- Rough opening: 14-1/4" W x 8-3/4" H x 3-1/2" D
- Faceplate dimension: 15-3/4" W x 9-1/2" H
- Domestic valves, unassembled
- 3/4" Hose outlet

PRODUCT	DESCRIPTION	MODEL	UNITS/ CASE
82028	1/2" MIP/Sweat Conx. Valve, 1-1/2" Threaded Drain Fitting	BED150	6
82034	1/2" MIP/Sweat Conx. Valve, 2" Threaded Drain Fitting	BED200	6
81978	1/2" MIP/F1807 Valves, Duplex & 3 Wire Recpt.	BED200P	6
82038	Top-mount 1/2" MIP/Sweat Conx. Valves, 2" Threaded Drain Fitting	BBED200TS	6
With GFCI Receptacle			
82632	1/2" MIP/Sweat Valves, 1-1/2" Threaded Drain - GFCI & 3 Wire Recpt.	BED150GF	6
82634	1/2" MIP/Sweat Valves, GFCI & 3 Wire Recpt.	BED200GF	6
82679	1/2" MIP/F1807 Valves, GFCI & 3 Wire Recpt.	BED200PGF	6
82637	Top Mount 1/2" MIP/Sweat Valve, GFCI & 3 Wire Recpt.	BBED200TSGF	6
97093	Replacement Faceplate for Models BED, BBED, WBED, & FBED;20 Ga. Galvanized ¹	BED	1

¹ Faceplates are Category *

WELD-ON
IPS CORPORATION

GUY GRAY
IPS CORPORATION

WATER-TITE
IPS CORPORATION

TOUGH PANS
IPS CORPORATION

ROOF TOP BLOX
IPS CORPORATION

TEST-TITE
IPS CORPORATION

ABA
IPS CORPORATION

STUDOR
IPS CORPORATION

TRUEBRO
IPS CORPORATION

CHRISTY'S
IPS CORPORATION

Center Drain Galvanized Washing Machine Outlet Boxes with Duplex and Dryer Receptacles on Right



- 20-gauge box / 20-gauge faceplate
- G90 hot-dipped galvanized steel (Unpainted)
- Male threaded drain fitting & locknut included
- Duplex receptacle: 20 amp, 110 volt
- Dryer receptacle: 30 amp, 220 volt
- Available with GFCI Receptacle: 20 Amp, 125 Volt
- Rough opening: 14" W x 8-3/4" H x 3-1/2" D
- Faceplate dimension: 15-3/4" W x 9-1/2" H
- Domestic valves, unassembled
- 3/4" Hose outlet

PRODUCT	DESCRIPTION	MODEL	UNITS/CASE
82142 ●	1/2" MIP/Sweat Conx. Valve, 2" Drain, 3 Wire 220V Receptacle	NWBED200-3	6
82035 ●	1/2" MIP/Sweat Conx. Valve, 2" Drain, 4 Wire 220V Receptacle	NWBED200-4	6
With GFCI Receptacle			
82671 ●	1/2" MIP/Sweat Valves, GFCI & 3 Wire Recept.	NWBED2003GF	6
82635 ●	1/2" MIP/Sweat Valves, GFCI & 4 Wire Recept.	NWBED2004GF	6
97094	Replacement Faceplate for Models NWBED, WNWBED, & NWFBED; 20 Ga. Galvanized ¹	NWBED	1

Right Drain Galvanized Washing Machine Outlet Boxes



- 20-gauge box / 20-gauge faceplate
- G90 hot-dipped galvanized steel (Unpainted)
- Male threaded drain fitting & locknut included
- Rough opening: 10" W x 8-3/4" H x 3-1/2" D
- Faceplate dimension: 11-5/8" W x 9-1/2" H
- Unassembled

PRODUCT	DESCRIPTION	MODEL	UNITS/CASE
82030 ●	1/2" MIP/Sweat Conx. Domestic Valve, 1-1/2" Threaded Drain Fitting	FB150	6
82039 ●	1/2" MIP/Sweat Conx. Domestic Valve, 2" Threaded Drain Fitting	FB200	6
82031 ●	1/2" MIP/Sweat Conx. Single-Lever Valve, 1-1/2" Threaded Drain Fitting	WB150	6
82043 ●	1/2" MIP/Sweat Conx. Single-Lever Valve, 2" Threaded Drain Fitting	WB200	6
97091	Replacement Faceplate for Models B, BB, WB, FB, & BIM; 20 Ga. Galvanized ¹	B	1

¹ Faceplates are Category *

Right Drain Galvanized Washing Machine Outlet Boxes with Hammer Arrester Valves



- 20-gauge box / 20-gauge faceplate
- G90 hot-dipped galvanized steel (Unpainted)
- Male threaded drain fitting & locknut included
- Rough opening: 10" W x 8-3/4" H x 3-1/2" D
- Faceplate dimension: 11-5/8" W x 9-1/2" H
- Unassembled

PRODUCT	DESCRIPTION	MODEL	UNITS/CASE
82048 ●	Single-Lever Valve w/Hammer Arresters, 2" Drain	WB200HA	6
97091	Replacement Faceplate for Models B, BB, WB, FB, & BIM; 20 Ga. Galvanized ¹	B	1

Right Drain Galvanized Washing Machine Outlet Boxes with Duplex Receptacle



- 20-gauge box / 20-gauge faceplate
- G90 hot-dipped galvanized steel (Unpainted)
- Male threaded drain fitting & locknut included
- Duplex receptacle: 20 amp, 110 volt
- Available with GFCI Receptacle: 20 Amp, 125 Volt
- Rough opening: 12-1/4" W x 8-3/4" H x 3-1/2" D
- Faceplate dimension: 13-3/4" W x 9-1/2" H
- Unassembled

PRODUCT	DESCRIPTION	MODEL	UNITS/CASE
82040 ●	1/2" MIP/Sweat Conx. Valve, Domestic	FBE200	6
82044 ●	1/2" MIP/Sweat Conx. Single-Lever Valve	WBE200	6
82047 ●	1/2" MIP/Sweat Arrester Valve, Single Lever Valve	WBE200HA	6

With GFCI Receptacle

82638 ●	1/2" MIP/Sweat Valves, GFCI Recept.	FBE200GF	6
82668 ●	1/2" MIP/Sweat Single-Lever Valve, GFCI Recept.	WBE200GF	6
82631 ●	1/2" MIP/Sweat Single-Lever Valve, GFCI Recept.	WBE200HAGF	6
97092	Replacement Faceplate for Models BE, BBE, WBE, & FBE; 20 Ga. Galvanized ¹	BE	1

¹ Faceplates are Category *

Right Drain Galvanized Washing Machine Outlet Boxes with Duplex and Dryer Receptacle



- 20-gauge box / 20-gauge faceplate
- G90 hot-dipped galvanized steel (Unpainted)
- Male Threaded drain fitting & locknut included
- Duplex Receptacle: 20 amp, 110 volt
- Available with GFCI Receptacle: 20 Amp, 125 Volt
- Dryer Receptacle: 30 amp, 220 volt, 3-wire
- Rough Opening: 14-1/4" W x 8-3/4" H x 3-1/2" D
- Faceplate dimension: 15-3/4" W x 9-1/2" H
- Unassembled

PRODUCT	DESCRIPTION	MODEL	UNITS/CASE
82041 ●	1/2" MIP/Sweat Conx. Valve, Domestic	FBED200	6
82045 ●	1/2" MIP/Sweat Conx. Single-Lever Valve	WBED200	6

With GFCI Receptacle

82639 ●	1/2" MIP/Sweat Valves, GFCI & 3 Wire Recpt.	FBED200GF	6
82669 ●	1/2" MIP/Sweat, Single-Lever Valve, GFCI & 3 Wire Recpt.	WBED200GF	6
97093	Replacement Faceplate for Models BED, BBED, WBED, & FBED; 20 Ga. Galvanized ¹	BED	1

Right Drain Galvanized Washing Machine Outlet Boxes with Duplex and Dryer Receptacle on Right



- 20-gauge box / 20-gauge faceplate
- G90 hot-dipped galvanized steel (Unpainted)
- Male threaded drain fitting & locknut included
- Duplex receptacle: 20 amp, 110 volt
- Available with GFCI Receptacle: 20 Amp, 125 Volt
- Dryer receptacle: 30 amp, 3 or 4-wire
- Rough opening: 14" W x 8-3/4" H x 3-1/2" D
- Faceplate dimension: 15-3/4" W x 9-1/2" H
- Unassembled

PRODUCT	DESCRIPTION	MODEL	UNITS/CASE
82042 ●	1/2" MIP/Sweat Conx. Valves, 4 Wire 220 V Receptacle, Domestic	NWFBED200-4	6
82046 ●	1/2" MIP/Sweat Conx. Single-Lever Valves, 3 Wire 250 V Receptacle	WNWBED200-3	6
82144 ●	1/2" MIP/Sweat Conx. Single-Lever Valves, 4 Wire 250 V Receptacle	WNWBED200-4	6
81979 ●	1/2" MIP/Sweat, Single-Lever Arrester Valve, Duplex & 4 Wire Recpt.	WNWBED2004HA	6

With GFCI Receptacle

82640 ●	1/2" MIP/Sweat Valves, GFCI & 4 Wire Recpt.	NWFBED2004FG	6
82670 ●	1/2" MIP/Sweat, Single-Lever Valve, GFCI & 3 Wire Recpt.	WNWBED2003GF	6
82678 ●	1/2" MIP/Sweat, Single-Lever Valve, GFCI & 4 Wire Recpt.	WNWBED2004GF	6
82680 ●	1/2" MIP/Sweat Single Lvr Arrester Valve, GFCI & 4 Wire Recpt.	WNWBED2004HAGF	6
97094	Replacement Faceplate for Models NWBED, WNWBED, & NWFBED; 20 Ga. Galvanized ¹	NWBED	1

¹ Faceplates are Category *

“T” Series Center Drain White Powder-Coated Cold Rolled Steel Washing Machine Outlet Boxes



WELD-ON
IPS CORPORATION

GUY GRAY
IPS CORPORATION

WATER-TITE
IPS CORPORATION

TOUGH PANS
IPS CORPORATION

ROOF TOP BLOX
IPS CORPORATION

TEST-TITE
IPS CORPORATION

AB&A
IPS CORPORATION

STUDOR
IPS CORPORATION

TRUEBRO
IPS CORPORATION

CHRISTY'S
IPS CORPORATION



- 20-gauge box / 20-gauge faceplate
- Knockouts in top, bottom and sides
- Watertight construction with sloped bottom
- White powder coat finish on cold rolled steel
- Rough opening: 12 3/4" W x 8-1/4" H x 3" D
- Faceplate dimension: 14" W x 9 1/4" H
- 2" PVC, ABS or Slipnut Drain Kit included (2" male adapter or pipe nipple not included in Slipnut Kit)
- Available with quarter-turn ball valve, quarter-turn ball valves with hammer arresters or domestic valves
- Unassembled



PRODUCT	DESCRIPTION	MODEL	UNITS/CASE
82139 ●	Domestic MIP Valve, 1/2" Sweat Conx., 2" Threaded Drain Fitting	T200	6
82135 ●	Domestic MIP Valve, 1/2" Sweat Conx., 2" PVC Drain Fitting	T200TPPVC	6
82353 ●	Brass Qtr-turn Valves, 1/2" Sweat Conx., 2" PVC Drain Fitting	T200TPPVCQT	6
82136 ●	Domestic MIP Valve, 1/2" Sweat Conx., 2" ABS Drain Fitting	T200TPABS	6
82147 ●	Brass Qtr-turn Valves, 1/2" Sweat Conx., 2" ABS Drain Fitting	T200TPABSQT	6
82311 ●	Brass Qtr-turn Valves, 1/2" Sweat Conx., 2" Slipnut Drain Kit	T200QT	6
82145 ●	Brass Qtr-turn Valves, 1/2" CPVC Conx., 2" PVC Drain Fitting	T200TPPVCCPVC	6
82158 ●	Brass Qtr-turn Arrester Valves, 1/2" Sweat Conx., 2" PVC Drain Fitting	T200TPPVCHA	6
82159 ●	Brass Qtr-turn Arrester Valves, 1/2" CPVC Conx., 2" Slipnut Drain Kit	T200TPCPVCHA	6
82137 ●	Box w/o Valves, 2" PVC Drain Fitting	T200TPLV	6
82138 ●	Box w/o Valves, 2" ABS Drain Fitting	T200TPABSLV	6
82140 ●	Box w/o Valves, 2" Threaded Drain Fitting	T200LV	6
97095	Replacement Faceplate for Model T150, T200; 20 Ga. White ¹	T	1

“TT” Series Center Drain White Powder-Coated Cold Rolled Steel Washing Machine Outlet Boxes



- 20-gauge box / 20-gauge faceplate
- White powder coat finish on cold rolled steel
- Lip guard on bottom to prevent overflow
- Extra deep faceplate accommodates up to 2 pieces of 5/8" drywall
- Rough opening: 8-1/4" W x 5-5/8" H x 3-1/2" D
- Faceplate dimension: 10-7/8" W x 8-3/8" H
- Available with quarter-turn ball valves or domestic valves
- Reversible right or left and center drain option
- 2" PVC, ABS or Slipnut Drain Kit included (2" male adapter or pipe nipple not included in Slipnut Kit)
- Unassembled

PRODUCT	DESCRIPTION	MODEL	UNITS/CASE
82340 ●	Dual outlet 1/2" Qtr-turn Sweat Valves, 2" Slipnut Drain Kit	TT200	6
82341 ●	Dual outlet 1/2" Qtr-turn Sweat Valves, 2" Slipnut Drain Kit	TT200QTS	6
82342 ●	Dual outlet 1/2" Domestic Sweat Valves, 2" PVC Drain Fitting	TT200TPPVC	6
82343 ●	Dual outlet 1/2" Qtr-turn Sweat Valves, 2" PVC Drain Fitting	TT200TPPVCS	6
82344 ●	Dual outlet 1/2" Qtr-turn CPVC Valves, 2" PVC Drain Fitting	TT200TPPVCC	6
82345 ●	Dual outlet 1/2" Qtr-turn F1807 Valves, 2" PVC Drain Fitting	TT200TPPVCP	6
82346 ●	Dual outlet 1/2" Domestic Sweat Valves, 2" ABS Drain Fitting	TT200TPABS	6
82348 ●	Dual outlet 1/2" Qtr-turn CPVC Valves, 2" ABS Drain Fitting	TT200TPABSC	6
82306 ●	Dual Outlet, 1/2" Qtr-Turn Wirsbo Valves, 2" PVC Drain Fitting	TT200TPPVCW	6
97095	Replacement Faceplate for Model T150, T200; 20 Ga. White ¹	T	1

¹ Faceplates are Category *

Reversible Drain White Powder-Coated Econo Metal Washing Machine Outlet Box



- 20-gauge box / 20-gauge faceplate
- White powder coat finish on cold rolled steel
- Lip guard on bottom to prevent overflow
- Extra-deep faceplate accommodates up to 2 pieces of 5/8" drywall
- Rough opening: 8-1/4" W x 5-5/8" H x 3-1/2" D
- Faceplate dimension: 10-7/8" W x 8-3/8" H
- Available with Quarter-turn ball valves or domestic valves
- Reversible right or left and center drain option
- Unassembled
- 2" PVC, ABS or Slipnut Drain Kit included (2" male adapter or pipe nipple not included in Slipnut Kit)



PRODUCT	DESCRIPTION	MODEL	UNITS/ CASE
Standard Packs			
82112 ●	Reversible Qtr-turn Valves – 1/2" Sweat Conx.	MWB-3	5
82114 ●	Reversible Qtr-turn Valves – 1/2" CPVC Conx.	MWB-5	5
82116 ●	Reversible Single-lever Valve – 1/2" Sweat Conx.	MWB-7	5
82148 ●	Reversible Qtr-turn Hammer Arrester Valves – 1/2" Sweat Conx.	MWB-16	5
82152 ●	Reversible Qtr-turn Valves – 1/2" Sweat Conx./PVC Drain Conx.	MWB-17	5
82153 ●	Reversible Qtr-turn Valves – 1/2" Sweat Conx./ABS Drain Conx.	MWB-18	5
82157 ●	Reversible Single-lever Valve w/Hammer Arrester	MWB-20	5
82165 ●	1/2" Qtr-turn F1807 Valve – 2" ABS Drain Conx.	MWB25	5
82184 ●	1/2" Qtr-turn F1960@ Valves – 2" Slipnut Drain Kit	MWB23	5
82314 ●	Box w/o Valves, Slipnut Drain Kit	MWBRLV	5
Contractor Packs			
82113 ●	Reversible Qtr-turn Valves – 1/2" Sweat Conx.	MWB-4	5
82115 ●	Reversible Qtr-turn Valves – 1/2" CPVC Conx.	MWB-6	5
82117 ●	Reversible Single-lever Valve – 1/2" Sweat Conx.	MWB-8	5
90504	Replacement Faceplate for Model MWB ¹	90504	1

WELD-ON
IPS CORPORATION

GUY GRAY
IPS CORPORATION

WATER-TITE
IPS CORPORATION

TOUGH PANS
IPS CORPORATION

ROOF TOP BLOX
IPS CORPORATION

TEST-TITE
IPS CORPORATION

AB&A
IPS CORPORATION

STUDOR
IPS CORPORATION

TRUEBRO
IPS CORPORATION

CHRISTY'S
IPS CORPORATION

¹ Faceplates are Category *

Center Drain White Powder-Coated Econo Metal Washing Machine Outlet Box



- 20-gauge box / 20-gauge faceplate
- White powder coat finish on cold rolled steel
- Lip guard on bottom to prevent overflow
- Extra deep faceplate accommodates up to 2 pieces of 5/8" drywall
- Rough opening: 8-1/4" W x 5-5/8" H x 3-1/2" D
- Faceplate dimension: 10-7/8" W x 8-3/8" H
- Available with Quarter-turn ball valves or domestic valves
- Unassembled
- 2" PVC, ABS or Slipnut Drain Kit included (2" male adapter or pipe nipple not included in Slipnut Kit)

PRODUCT	DESCRIPTION	MODEL	UNITS/CASE
Standard Packs			
82118 ●	Center Drain Qtr-turn Valves, 1/2" Sweat Conx.	MWB-9	5
82120 ●	Center Drain Qtr-turn Valves, 1/2" CPVC Conx.	MWB-11	5
Contractor Packs			
82119 ●	Center Drain Qtr-turn Valves, 1/2" Sweat Conx.	MWB-10	5
82121 ●	Center Drain Qtr-turn Valves, 1/2" CPVC Conx.	MWB-12	5
90504	Replacement Faceplate for Model MWB ¹	90504	1

Dual Control Single-Lever Washing Machine Outlet Box



- Hot and cold valves can be operated individually or together. Inserting pin through lever holes combines controls.
- Faceplate design allows flush installation and covers the entire box for a clean finish
- One-piece box design, no loose parts to assemble
- Solid, one-piece high-impact resin construction with raised drip guard contains and directs hose leaks down the drain
- Snap-on frame
- Oversized knockouts will not fall down drain

PRODUCT	DESCRIPTION	MODEL	UNITS/CASE
82472 ●	Dual Handle Single-lever Valve Box, Installed, 1/2" Sweat Conx.	DLWB1	5
89284	Replacement Faceplate for 82472 ¹	89284	1

¹ Faceplates are Category *

Center Drain White Powder-Coated Econo Metal Washing Machine Outlet Box



- 20-gauge box / 20-gauge faceplate
- White powder coat on cold rolled steel finish
- Lip guard on bottom to prevent overflow
- Extra deep faceplate accommodates up to
- 2 pieces of 5/8" drywall
- Rough opening: 8-1/4" W x 5-5/8" H x 3-1/2" D
- Faceplate dimension: 10-7/8" W x 8-3/8" H
- Available with Quarter-turn ball valves or domestic valves
- Assembled
- 2" PVC, ABS or Slipnut Drain Kit included (2" male adapter or pipe nipple not included in Slipnut Kit)

PRODUCT	DESCRIPTION	MODEL	UNITS/ CASE
Standard Packs			
82122 ●	1/2" Qtr-turn Sweat Valves Installed, 2" Slipnut Drain Kit	MWB-13	5
82146 ●	1/2" Qtr-turn F1807 Valves Installed, 2" Slipnut Drain Kit	MWB-15	5
82154 ●	1/2" Qtr-turn Sweat Valves Installed, Arrester, 2" Slipnut Drain Kit	MWB-19	5
86161 ●	1/2" Qtr-turn F1960 Valves Installed, Arrester, 2" PVC Drain Kit	MWB-30	5
Top Mount			
82161 ●	1/2" Qtr-turn Sweat Valves Installed, 2" ABS Drain Kit	MWB21	5
86162 ●	1/2" Qtr-turn Sweat Valves Installed, 2" Slipnut Drain Kit	MWB26	5
82162 ●	1/2" Qtr-turn F1960 Valves Installed, 2" ABS Drain Kit	MWB22	5
86163 ●	1/2" Qtr-turn CPVC Valves Installed, Arrester, 2" Slipnut Drain Kit	MWB27	5
86164 ●	1/2" Qtr-turn F1807 Valves Installed, Arrester, 2" Slipnut Drain Kit	MWB28	5
90504	Replacement Faceplate for Model MWB ¹	90504	1

Stainless Steel Washing Machine Outlet Box



- Box and faceplate made of 304 stainless steel
- Available with Quarter-turn valves or domestic valves
- Will not rust or corrode
- Rough opening: 8-1/4" W x 6-1/4" H x 3-1/2" D
- Faceplate dimension: 10-7/8" W x 8-3/8" H
- Center drain outlet w/ 2" slipnut to be used with
- 2" pipe nipple or male adapter
- Assembled

PRODUCT	DESCRIPTION	MODEL	UNITS/ CASE
82170 ●	Stainless Steel Center Drain, 1/2" Qtr-turn Sweat Valves	SSWB1	5
82171 ●	Stainless Steel Center Drain, 1/2" Domestic Sweat Valves	SSWB2	5
82172 ●	Stainless Steel Center Drain, 1/2" Qtr-turn Sweat Valves, Top-mount	SSWB1TM	5
82327 ●	Stainless Steel Center Drain, 1/2" Sweat Arrester Valves	SSWB3	5
82174 ●	Stainless Steel Drain Outlet Box w/2" drain opening Drain kit, no valves	SSDB1	5
82307	Replacement Faceplate for Model SSWB, Stainless Steel ¹	SSWB2TM	1

¹ Faceplates are Category *

Lead-Free Galvanized Ice Maker Outlet Box



- Valves are IAPMO listed to ASME A112.18.1 / CSA B125.1 and are NSF 61/NSF 372 compliant to lead leaching
- Valves feature white handle and ✓ stamping
- Rough Opening: 10" W x 8-3/4" H x 3-1/2" D
- Faceplate dimension: 11-5/8" W x 9-1/2" H
- Unassembled

PRODUCT	DESCRIPTION	MODEL	UNITS/CASE
88510 ●	Qtr-turn Valve, 1/2" Sweat Connection	BIM875QTSAB	6
88158 ●	Domestic Valve, 1/2" Sweat Connection	BIM875AB	6
88512 ●	Qtr-turn Valve, 1/2" CPVC Connection	BIM876QTCAB	6
88514 ●	Qtr-turn Valve, 1/2" F1807 Connection	BIM877QTPAB	6
88517 ●	Qtr-turn Hammer Arrester Valve, 1/2" Wirsbo® Connection	BIM878QTWAB	6
97091	Replacement Faceplate for Models B, BB, WB, FB, & BIM; 20 Ga. Galvanized ¹	B	1

Lead-Free Metal Powder-Coated Ice Maker Outlet Box



- Valves are IAPMO listed to ASME A112.18.1 / CSA B125.1 and are NSF 61/NSF 372 compliant to lead leaching
- Valves feature white handle and ✓ stamping
- Rough opening: 4-1/8" W x 4-3/4" H x 2" D
- Faceplate dimension: 7" W x 7" H
- Assembled

PRODUCT	DESCRIPTION	MODEL	UNITS/CASE
88133 ●	Qtr-turn Valve, 1/2" Sweat Connection, White	MIB1AB	5
88530 ●	Domestic Valve Installed, 1/2" Sweat Conx.	MIB1DAB	5
88534 ●	Qtr-turn Valve Installed, 1/2" Sweat Conx., Cont. Pack	MIB4AB	10
88532 ●	Qtr-turn Valve Installed, 1/2" CPVC Conx.	MIB2AB	5
88178 ●	Qtr-turn Valve, 1/2" F1807 Connection, White	MIB3AB	5
88535 ●	Qtr-turn Valve, 1/2" F1960 Connection	MIB5AB	5
90254	Replacement Faceplate Metal IMOB (7" x 7") 20 Ga. Steel ¹	7063	1

¹ Faceplates are Category *



Lead-Free Metal Powder-Coated Ice Maker Outlet Box with Hammer Arrestor Valve



- Valves are IAPMO listed to ASME A112.18.1 / CSA B125.1 and are NSF 61/NSF 372 compliant to lead leaching
- Valves feature white handle and ✓ stamping
- Rough opening: 4-1/8" W x 4-3/4" H x 2" D
- Faceplate dimension: 7" W x 7" H
- Assembled

PRODUCT	DESCRIPTION	MODEL	UNITS/CASE
88531 ●	Qtr-turn Valve, 1/2" Sweat Connection with Arrestor	MIB1HAAB	5
88533 ●	Qtr-turn Valve, 1/2" CPVC Connection with Arrestor	MIB2HAAB	5
90254	Replacement Faceplate Metal IMOB (7" x 7") 20 Ga. Steel ¹	7063	1

Lead-Free Metal Powder-Coated Commercial Ice Maker Outlet Box with Drain



- Ideal for commercial coffee maker, dishwasher, or ice maker applications
- Valve contains 3/8" compression outlet
- Valve can be installed in multiple configurations
- 3/8" brass plated, Qtr-turn hammer arrestor valve meeting Lead Free requirements NSF61 NSF/ANSI 372
- Slipnut Drain Included (2" male adapter or pipe nipple not included in Slipnut Kit)
- Valve complies with ASSE 1010
- Valves are IAPMO listed to ASME A112.18.1 / CSA B125.1 and are NSF 61/NSF 372 compliant to lead leaching

PRODUCT	DESCRIPTION	MODEL	UNITS/CASE
88436	2" Slipnut Drain, Brass Qtr-turn Hammer Arrestor Valve, Installed, 1/2" Sweat Conx., 3/8" Compression Outlet	RMDW1AB	5
90504	Replacement Faceplate for Model MWB ¹	90504	1

¹ Faceplates are Category *

Lead-Free Stainless Steel Ice Maker Outlet Box



WELD-ON
IPS CORPORATION

GUY GRAY
IPS CORPORATION

WATER-TITE
IPS CORPORATION

TOUGH PANS
IPS CORPORATION

ROOF TOP BLOX
IPS CORPORATION

TEST-TITE
IPS CORPORATION

AB&A
IPS CORPORATION

STUDOR
IPS CORPORATION

TRUEBRO
IPS CORPORATION

CHRISTY'S
IPS CORPORATION



- Valves are IAPMO listed to ASME A112.18.1 / CSA B125.1 and are NSF 61/NSF 372 compliant to lead leaching
- Valves feature white handle and ✓ stamping
- Rough Opening: 10" W x 8-3/4" H x 3-1/2" D
- Faceplate dimension: 10-7/8" W x 8-3/8" H
- Assembled

PRODUCT	DESCRIPTION	MODEL	UNITS/CASE
88164 ●	Qtr-turn Valve, 1/2" Sweat Connection	SSIB1AB	5
88177 ●	Domestic Valve, 1/2" Sweat Connection	SSIB2AB	5
97116	Replacement Faceplate for Model SSWB, SSIB & SSDB Stainless Steel ¹	97116	5

Lead-Free Mini Stainless Steel Ice Maker Outlet Box



TOUGH PANS
IPS CORPORATION

ROOF TOP BLOX
IPS CORPORATION

TEST-TITE
IPS CORPORATION

AB&A
IPS CORPORATION

STUDOR
IPS CORPORATION

TRUEBRO
IPS CORPORATION

CHRISTY'S
IPS CORPORATION



- Valves are IAPMO listed to ASME A112.18.1 / CSA B125.1 and are NSF 61/NSF 372 compliant to lead leaching
- Small, compact design
- 20 Gauge Box / 20 Gauge Faceplate
- Rough opening: 4-1/8" W x 4-3/4" H x 2" D
- Faceplate dimensions: 7" W x 7" H

PRODUCT	DESCRIPTION	MODEL	UNITS/CASE
88521 ●	Qtr-turn Valve, 1/2" Sweat Connection	SSMIB1AB	5
88522 ●	Qtr-turn Valve, 1/2" CPVC Connection	SSMIB2AB	5
88523 ●	Qtr-turn Valve, 1/2" F1807 Connection	SSMIB3AB	5
88524 ●	Qtr-turn Valve, 1/2" F1960 Connection	SSMIB5AB	5
97151	Replacement Faceplate for Model SSMIB ¹	97151	1

Lead-Free Mini Stainless Steel Ice Maker Outlet Box with Hammer Arrestor Valve



AB&A
IPS CORPORATION

STUDOR
IPS CORPORATION

TRUEBRO
IPS CORPORATION

CHRISTY'S
IPS CORPORATION



- Valves are IAPMO listed to ASME A112.18.1 / CSA B125.1 and are NSF 61/NSF 372 compliant to lead leaching
- Small, compact design
- 20 Gauge Box / 20 Gauge Faceplate
- Rough opening: 4-1/8" W x 4-3/4" H x 2" D
- Faceplate dimensions: 7" W x 7" H
- Valve complies with ASSE 1010

PRODUCT	DESCRIPTION	MODEL	UNITS/CASE
88525 ●	Qtr-turn Arrestor Valve, 1/2" Sweat Connection	SSMIB6AB	5
88526 ●	Qtr-turn Arrestor Valve, 1/2" CPVC Connection	SSMIB7AB	5
88527 ●	Qtr-turn Arrestor, 1/2" F1807 Connection	SSMIB8AB	5
88528 ●	Qtr-turn Arrestor Valve, 1/2" F1960 Connection	SSMIB9AB	5
97151	Replacement Faceplate for Model SSMIB ¹	97151	1

¹ Faceplates are Category *

WELD-ON
IPS CORPORATION

GUY GRAY
IPS CORPORATION

WATER-TITE
IPS CORPORATION

TOUGH PANS
IPS CORPORATION

ROOF TOP BLOX
IPS CORPORATION

TEST-TITE
IPS CORPORATION

AB&A
IPS CORPORATION

STUDOR
IPS CORPORATION

TRUEBRO
IPS CORPORATION

CHRISTY'S
IPS CORPORATION

FR-12 Metal Washing Machine Outlet Box with Quarter-Turn Valves



- Manufactured from heavy duty steel with a white powder-coated finish
- 2 intumescent pads attached to inside and back of outlet box
- Simple installation – just nail or screw to stud
- No loose pieces to assemble allows quick installation
- ELC Certified
- Rough opening: 5-3/8" W x 5-7/8" H x 3-1/8" D
- Faceplate dimension: 8-1/2" W x 8-1/2" H
- 1 hr & 2hr rated
- Drains may be nominal 2" or larger PVC, ABS, or metallic pipe
- Available in Quarter-turn, domestic and single-lever valve; with and without hammer arresters installed
- City of LA listed

PRODUCT	DESCRIPTION	MODEL	LBS/ CASE
82567 ●	Qtr-turn Valve, 1/2" Sweat Connection	FRM12S	22
82569 ●	Qtr-turn Valve, 1/2" CPVC Connection	FRM12C	22
82571 ●	Qtr-turn Valve, 1/2" F1807 Connection	FRM12P	20
82573 ●	Qtr-turn Valve, 1/2" F1960 Connection	FRM12W	23
97983	Replacement Faceplate for Model FR, Metal ¹	97983	1

FR-12 Metal Washing Machine Outlet Box with Single-Lever Valve



- Manufactured from heavy duty steel with a white powder-coated finish
- 2 intumescent pads attached to inside and back of outlet box
- Simple installation – just nail or screw to stud
- No loose pieces to assemble allows quick installation
- ELC Certified
- Rough opening: 5-3/8" W x 5-7/8" H x 3-1/8" D
- Faceplate dimension: 8-1/2" W x 8-1/2" H
- 1 and 2 HR rating—see design specification for exact rating
- Drains may be nominal 2" or larger PVC, ABS, or metallic pipe
- Available in quarter-turn, domestic and single-lever valve; with and without hammer arresters installed
- City of LA listed

PRODUCT	DESCRIPTION	MODEL	UNITS/ CASE
82575 ●	Single-lever Valve, 1/2" Sweat Connection	FRM12SS	5
82577 ●	Single-lever Valve, 1/2" CPVC Connection	FRM12CS	5
82579 ●	Single-lever Valve, 1/2" F1807 Connection	FRM12PS	5
82581 ●	Single-lever Valve, 1/2" F1960 Connection	FRM12WS	5
97983	Replacement Faceplate for Model FR, Metal ¹	97983	1

¹ Faceplates are Category *

FR-12 Metal Washing Machine Outlet Box with Quarter-Turn Hammer Arrester Valves



- Manufactured from heavy duty steel with a white powder-coated finish
- 2 intumescent pads attached to inside and back of outlet box
- Simple installation – just nail or screw to stud
- No loose pieces to assemble allows quick installation
- Rough opening: 5-3/8" W x 5-7/8" H x 3-1/8" D
- Faceplate dimension: 8-1/2" W x 8-1/2" H
- ELC Certified
- 1 and 2 HR rating—see design specification for exact rating
- Drains may be nominal 2" or larger PVC, ABS, or metallic pipe
- Available in quarter-turn, domestic and single-lever valve; with and without hammer arresters installed
- City of LA listed

PRODUCT	DESCRIPTION	MODEL	UNITS/CASE
82583 ●	Qtr-turn Arrester Valve, 1/2" Sweat Connection	FRM12SHA	5
82585 ●	Qtr-turn Arrester Valve, 1/2" CPVC Connection	FRM12CHA	5
82587 ●	Qtr-turn Arrester Valve, 1/2" F1807 Connection	FRM12PHA	5
82589 ●	Qtr-turn Arrester Valve, 1/2" F1960 Connection	FRM12WHA	5
97983	Replacement Faceplate for Model FR, Metal ¹	97983	1

FR-12 Metal Washing Machine Outlet Box with Single-Lever Hammer Arrester Valve



- Manufactured from heavy duty steel with a white powder-coated finish
- 2 intumescent pads attached to inside and back of outlet box
- Simple installation – just nail or screw to stud
- No loose pieces to assemble allows quick installation
- Rough opening: 5-3/8" W x 5-7/8" H x 3-1/8" D
- Faceplate dimension: 8-1/2" W x 8-1/2" H
- ELC Certified
- 1 and 2 HR rating—see design specification for exact rating
- Drains may be nominal 2" or larger PVC, ABS, or metallic pipe
- Available in quarter-turn, domestic and single-lever valve; with and without hammer arresters installed
- City of LA listed

PRODUCT	DESCRIPTION	MODEL	UNITS/CASE
82591 ●	Single-lever Arrester Valve, 1/2" Sweat Connection	FRM12SSHA	5
82593 ●	Single-lever Arrester Valve, 1/2" F1807 Connection	FRM12PSHA	5
97983	Replacement Faceplate for Model FR, Metal ¹	97983	1

¹ Faceplates are Category *

WELD-ON
IPS CORPORATION

GUY GRAY
IPS CORPORATION

WATER-TITE
IPS CORPORATION

TOUGH PANS
IPS CORPORATION

ROOF TOP BLOK
IPS CORPORATION

TEST-TITE
IPS CORPORATION

AB&A
IPS CORPORATION

STUDOR
IPS CORPORATION

TRUEBRO
IPS CORPORATION

CHRISTY'S
IPS CORPORATION

FR-12 Plastic Washing Machine Outlet Box with Quarter-Turn Valves



- Intumescent pad attached to back of outlet box
- Molded-in test cap for testing of DWV drain system – test cap will not fall down the drain
- Snap-on frame accommodates up to 1" drywall and is interchangeable with all FR Fire-rated plastic outlet boxes
- Simple installation – just nail or screw to stud
- Preloaded nails for right or left stud bay installation
- Rough opening: 6" W x 6" H x 3-1/8" D
- Faceplate dimension: 8-5/16" W x 7-7/8" H
- One faceplate fits washer, ice maker, gas, AAV and auxiliary drain outlet boxes
- ELC Certified
- 1hr & 2hr rated
- Made of high-temperature resin
- No special wrapping or sheet rock fabrication needed
- City of LA listed

PRODUCT	DESCRIPTION	MODEL	UNITS/ CASE
Standard Packs			
82355 ●	Qtr-turn Valve, 1/2" Sweat Connection	FR12S	5
82357 ●	Qtr-turn Valve, 1/2" CPVC Connection	FR12C	5
82359 ●	Qtr-turn Valve, 1/2" F1807 Connection	FR12P	5
82361 ●	Qtr-turn Valve, 1/2" F1960 Connection	FR12W	5
Contractor Packs			
82356 ●	Qtr-turn Valve, 1/2" Sweat Connection	FR12SCP	10
82358 ●	Qtr-turn Valve, 1/2" CPVC Connection	FR12CCP	10
82360 ●	Qtr-turn Valve, 1/2" Connection	FR12PCP	10
82362 ●	Qtr-turn Valve, 1/2" F1960 Connection	FR12WCP	10
83370 ●	Qtr-turn Valves, 1/2" REHAU EVERLOC+™	FR12RCP	10
89282	Replacement Faceplate for Model FR, Plastic ¹	FR7070	1

¹ Faceplates are Category *

FR-12 Plastic Washing Machine Outlet Box with Single-Lever Valves



- Intumescent pad attached to back of outlet box
- Molded-in test cap for testing of DWV drain system – test cap will not fall down the drain
- Snap-on frame accommodates up to 1" drywall and is interchangeable with all FR Fire-rated plastic outlet boxes
- Simple installation – just nail or screw to stud
- Preloaded nails for right or left stud bay installation
- Rough opening: 6" W x 6" H x 3-1/8" D
- Faceplate dimension: 8-5/16" W x 7-7/8" H
- One faceplate fits washer, ice maker, gas, AAV and auxiliary drain outlet boxes
- ELC Certified
- 1hr & 2hr rated
- Made of high-temperature resin
- No special wrapping or sheet rock fabrication needed
- City of LA listed

PRODUCT	DESCRIPTION	MODEL	UNITS/CASE
Standard Packs			
82363 ●	Single-lever Valve, 1/2" Sweat Connection	FR12SS	5
82365 ●	Single-lever Valve, 1/2" CPVC Connection	FR12CS	5
82367 ●	Single-lever Valve, 1/2" F1807 Connection	FR12PS	5
82369 ●	Single-lever Valve, 1/2" F1960 Connection	FR12WS	5
Contractor Packs			
82364 ●	Single-lever Valve, 1/2" Sweat Connection	FR12SSCP	10
82366 ●	Single-lever Valve, 1/2" CPVC Connection	FR12CSCP	10
82368 ●	Single-lever Valve, 1/2" F1807 Connection	FR12PSCP	10
82370 ●	Single-lever Valve, 1/2" F1960 Connection	FR12WSCP	10
89282	Replacement Faceplate for Model FR, Plastic ¹	FR7070	1

¹ Faceplates are Category *

WELD-ON
IPS CORPORATION

GUY GRAY
IPS CORPORATION

WATER-TITE
IPS CORPORATION

TOUGH PANS
IPS CORPORATION

ROOF TOP BLOK
IPS CORPORATION

TEST-TITE
IPS CORPORATION

AB&A
IPS CORPORATION

STUDOR
IPS CORPORATION

TRUEBRO
IPS CORPORATION

CHRISTY'S
IPS CORPORATION

FR-12 Plastic Washing Machine Outlet Box with Quarter-Turn Hammer Arrestor Valves



- Intumescent pad attached to back of outlet box
- Molded-in test cap for testing of DWV drain system – test cap will not fall down the drain
- Snap-on frame accommodates up to 1" drywall and is interchangeable with all FR Fire-rated plastic outlet boxes
- Simple installation – just nail or screw to stud
- Preloaded nails for right or left stud bay installation
- Rough opening: 6" W x 6" H x 3-1/8" D
- Faceplate dimension: 8-5/16" W x 7-7/8" H
- One faceplate fits washer, ice maker, gas, AAV and auxiliary drain outlet boxes
- ELC Certified
- 1hr & 2hr rated
- Made of high temperature resin
- No special wrapping or sheet rock fabrication needed
- City of LA listed

PRODUCT	DESCRIPTION	MODEL	UNITS/ CASE
Standard Packs			
82371 ●	Qtr-turn Arrestor Valve, 1/2" Sweat Connection	FR12SHA	5
82373 ●	Qtr-turn Arrestor Valve, 1/2" CPVC Connection	FR12CHA	5
82375 ●	Qtr-turn Arrestor Valve, 1/2" F1807 Connection	FR12PHA	5
82377 ●	Qtr-turn Arrestor Valve, 1/2" F1960 Connection	FR12WHA	5
Contractor Packs			
82372 ●	Qtr-turn Arrestor Valve, 1/2" Sweat Connection	FR12SHACP	10
82374 ●	Qtr-turn Arrestor Valve, 1/2" CPVC Connection	FR12CHACP	10
82376 ●	Qtr-turn Arrestor Valve, 1/2" F1807 Connection	FR12PHACP	10
82378 ●	Qtr-turn Arrestor Valve, 1/2" F1960 Connection	FR12WHACP	10
83371 ●	Qtr-turn Arrestor Valves, 1/2" REHAU EVERLOC+™	FR12RHACP	10
89282	Replacement Faceplate for Model FR, Plastic ¹	FR7070	1

¹ Faceplates are Category *

WELD-ON
IPS CORPORATION

GUY GRAY
IPS CORPORATION

WATER-TITE
IPS CORPORATION

TOUGH PANS
IPS CORPORATION

ROOF TOP BLOX
IPS CORPORATION

TEST-TITE
IPS CORPORATION

AB&A
IPS CORPORATION

STUDOR
IPS CORPORATION

TRUEBRO
IPS CORPORATION

CHRISTY'S
IPS CORPORATION

FR-12 Plastic Washing Machine Outlet Box with Single-Lever Hammer Arrestor Valves



WELD-ON
IPS CORPORATION

GUY GRAY
IPS CORPORATION

WATER-TITE
IPS CORPORATION

TOUGH PANS
IPS CORPORATION

ROOF TOP BLOX
IPS CORPORATION

TEST-TITE
IPS CORPORATION

AB&A
IPS CORPORATION

STUDOR
IPS CORPORATION

TRUEBRO
IPS CORPORATION

CHRISTY'S
IPS CORPORATION



- Intumescent pad attached to back of outlet box
- Molded-in test cap for testing of DWV drain system – test cap will not fall down the drain
- Snap-on frame accommodates up to 1" drywall and is interchangeable with all FR Fire-rated plastic outlet boxes
- Simple installation – just nail or screw to stud
- Preloaded nails for right or left stud bay installation
- Rough opening: 6" W x 6" H x 3-1/8" D
- Faceplate dimension: 8-5/16" W x 7-7/8" H
- One faceplate fits washer, ice maker, gas, AAV and auxiliary drain outlet boxes
- ELC Certified
- 1hr & 2hr rated
- Made of high temperature resin
- No special wrapping or sheet rock fabrication needed
- City of LA listed

PRODUCT	DESCRIPTION	MODEL	UNITS/CASE
Standard Packs			
82379 ●	Single-lever Arrestor Valve, 1/2" Sweat Connection	FR12SSHA	5
82381 ●	Single-lever Arrestor Valve, 1/2" F1807 Connection	FR12PSHA	5
Contractor Packs			
82380 ●	Single-lever Arrestor Valve, 1/2" Sweat Connection	FR12SSHACP	5
82382 ●	Single-lever Arrestor Valve, 1/2" F1807 Connection	FR12PSHACP	5
89282	Replacement Faceplate for Model FR, Plastic ¹	FR7070	1

FR-12 Plastic Washing Machine Outlet Box with Domestic Valves



- Intumescent pad attached to back of outlet box
- Molded-in test cap for testing of DWV drain system – test cap will not fall down the drain
- Snap-on frame accommodates up to 1" drywall and is interchangeable with all FR Fire-rated plastic outlet boxes
- Simple installation – just nail or screw to stud
- Preloaded nails for right or left stud bay installation
- Rough opening: 6" W x 6" H x 3-1/8" D
- Faceplate dimension: 8-5/16" W x 7-7/8" H
- One faceplate fits washer, ice maker, gas, AAV and auxiliary drain outlet boxes
- ELC Certified
- 1hr & 2hr rated
- Made of high temperature resin
- No special wrapping or sheet rock fabrication needed
- City of LA listed

PRODUCT	DESCRIPTION	MODEL	UNITS/CASE
Standard Packs			
82383 ●	Domestic Valve, 1/2" Sweat Connection	FR12DS	5
Contractor Packs			
82384 ●	Domestic Valve, 1/2" Sweat Connection	FR12DSCP	10
89282	Replacement Faceplate for Model FR, Plastic ¹	FR7070	1

¹ Faceplates are Category *

WELD-ON
IPS CORPORATION

GUY GRAY
IPS CORPORATION

WATER-TITE
IPS CORPORATION

TOUGH PANS
IPS CORPORATION

ROOF TOP BLOX
IPS CORPORATION

TEST-TITE
IPS CORPORATION

AB&A
IPS CORPORATION

STUDOR
IPS CORPORATION

TRUEBRO
IPS CORPORATION

CHRISTY'S
IPS CORPORATION

FR-12 Metal Ice Maker Outlet Box with Domestic Valve



- Valves are IAPMO listed to ASME A112.18.1 / CSA B125.1 and are NSF 61/NSF 372 compliant to lead leaching
- Manufactured from heavy duty steel with a white powder-coated finish
- 2 intumescent pads attached to inside and back of outlet box
- Simple installation – just nail or screw to stud
- No loose pieces to assemble allows quick installation
- Rough opening: 5-3/8" W x 5-7/8" H x 2-1/4" D
- Faceplate dimension: 8-1/2" W x 8-1/2" H
- ELC Certified
- 1hr & 2hr rated – see design specification for exact rating
- Available in Quarter-turn and domestic valves; with and without hammer arresters installed

PRODUCT	DESCRIPTION	MODEL	UNITS/CASE
82399 ●	Domestic Valve, 1/2" Sweat Connection	FRMIB12ABDS	5
97983	Replacement Faceplate for Model FR, Metal ¹	97983	1

FR-12 Metal Ice Maker Outlet Box



- Valves are IAPMO listed to ASME A112.18.1 / CSA B125.1 and are NSF 61/NSF 372 compliant to lead leaching
- Valves feature white handle and ✓ stamping
- Manufactured from heavy duty steel with a white powder-coated finish
- 2 intumescent pads attached to inside and back of outlet box
- Simple installation – just nail or screw to stud
- No loose pieces to assemble allows quick installation
- Rough opening: 5-3/8" W x 5-7/8" H x 2-1/4" D
- Faceplate dimension: 8-1/2" W x 8-1/2" H
- ELC Certified
- 1hr & 2hr rated – see design specification for exact rating
- Available in Quarter-turn and domestic valves; with and without hammer arresters installed
- City of LA listed

PRODUCT	DESCRIPTION	MODEL	UNITS/CASE
82390 ●	Qtr-turn Valve, 1/2" Sweat Connection	FRMIB12ABS	5
82393 ●	Qtr-turn Valve, 1/2" CPVC Connection	FRMIB12ABC	5
82395 ●	Qtr-turn Valve, 1/2" F1807 Connection	FRMIB12ABP	5
82397 ●	Qtr-turn Valve, 1/2" F1960 Connection	FRMIB12ABW	5
97983	Replacement Faceplate for Model FR, Metal ¹	97983	1

FR-12 Metal Ice Maker Outlet Box with Hammer Arrester Valves



- Valves are IAPMO listed to ASME A112.18.1 / CSA B125.1 and are NSF 61/NSF 372 compliant to lead leaching
- Valves feature white handle and ✓ stamping
- Manufactured from heavy duty steel with a white powder-coated finish
- 2 intumescent pads attached to inside and back of outlet box
- Simple installation – just nail or screw to stud
- No loose pieces to assemble allows quick installation
- Rough opening: 5-3/8" W x 5-7/8" H x 2-1/4" D
- Faceplate dimension: 8-1/2" W x 8-1/2" H
- ELC Certified
- 1hr & 2hr rated – see design specification for exact rating
- Available in Quarter-turn and domestic valves; with and without hammer arresters installed
- City of LA listed

PRODUCT	DESCRIPTION	MODEL	UNITS/CASE
82392 ●	Qtr-turn Arrester Valve, 1/2" Sweat Connection	FRMIB12ABSHA	5
82394 ●	Qtr-turn Arrester Valve, 1/2" CPVC Connection	FRMIB12ABCHA	5
82396 ●	Qtr-turn Arrester Valve, 1/2" F1807 Connection	FRMIB12ABPHA	5
82398 ●	Qtr-turn Arrester Valve, 1/2" F1960 Connection	FRMIB12ABWHA	5
97983	Replacement Faceplate for Model FR, Metal ¹	97983	1

FR-12 Plastic Lead-Free Ice Maker Outlet Boxes with Quater-turn Valves



- Valves are IAPMO listed to ASME A112.18.1 / CSA B125.1 and are NSF 61/NSF 372 compliant to lead leaching
- Valves feature white handle and ✓ stamping
- Intumescent pad attached to back of outlet box
- Snap-on frame accommodates up to 1" drywall and is interchangeable with all FR-12 Fire-rated plastic outlet boxes
- Simple installation – just nail or screw to stud
- One faceplate fits washer, ice maker, gas, AAV and auxiliary drain outlet boxes
- Rough opening: 6" W x 6" H x 3-1/8" D
- Faceplate dimension: 8-5/16" W x 7-7/8" H
- Preloaded nails for right or left stud bay installation
- ELC Certified
- 1hr & 2hr rated
- Made of high temperature resin
- No special wrapping or sheet rock fabrication needed
- City of LA listed

PRODUCT	DESCRIPTION	MODEL	UNITS/ CASE
Standard Packs			
82408 ●	Qtr-turn Valve, 1/2" Sweat Connection	FRIB12ABS	5
82411 ●	Qtr-turn Valve, 1/2" CPVC Connection	FRIB12ABC	5
82413 ●	Qtr-turn Valve, 1/2" F1807 Connection	FRIB12ABP	5
82415 ●	Qtr-turn Valve, 1/2" F1960 Connection	FRIB12ABW	5
Contractor Packs			
82409 ●	Qtr-turn Valve, 1/2" Sweat Connection	FRIB12ABSCP	10
82412 ●	Qtr-turn Valve, 1/2" CPVC Connection	FRIB12ABCCP	10
82414 ●	Qtr-turn Valve, 1/2" F1807 Connection	FRIB12ABPCP	10
82416 ●	Qtr-turn Valve, 1/2" F1960 Connection	FRIB12ABWCP	10
83374 ●	Qtr-turn Valve, 1/2" REHAU EVERLOC+™	FRIB12ABRCP	10
89282	Replacement Faceplate for Model FR, Plastic ¹	FR7070	1

FR-12 Plastic Lead-Free Ice Maker Outlet Boxes



- Valves are IAPMO listed to ASME A112.18.1 / CSA B125.1 and are NSF 61/NSF 372 compliant to lead leaching
- Valves feature white handle and ✓ stamping
- Intumescent pad attached to back of outlet box
- Snap-on frame accommodates up to 1" drywall and is interchangeable with all FR series boxes
- Simple installation – just nail or screw to stud
- Preloaded nails for right or left stud bay installation
- Rough opening: 6" W x 6" H x 3-1/8" D
- Faceplate dimension: 8-5/16" W x 7-7/8" H
- One faceplate fits washer, ice maker, gas, AAV and auxiliary drain outlet boxes
- ELC Certified
- 1hr & 2hr rated
- Made of high temperature resin
- No special wrapping or sheet rock fabrication needed
- City of LA listed

PRODUCT	DESCRIPTION	MODEL	UNITS/ CASE
82389 ●	Domestic Valve, 1/2" Sweat Connection	FRIB12ABDS	5
89282	Replacement Faceplate for Model FR, Plastic ¹	FR7070	1

¹ Faceplates are Category *

WELD-ON
IPS CORPORATION

GUY GRAY
IPS CORPORATION

WATER-TITE
IPS CORPORATION

TOUGH PANS
IPS CORPORATION

ROOF TOP BLOX
IPS CORPORATION

TEST-TITE
IPS CORPORATION

ABA
IPS CORPORATION

STUDOR
IPS CORPORATION

TRUEBRO
IPS CORPORATION

CHRISTY'S
IPS CORPORATION

FR-12 Plastic Lead-Free Ice Maker Outlet Box with Hammer Arrestor Valve



- Valves are IAPMO listed to ASME A112.18.1 / CSA B125.1 and are NSF 61/NSF 372 compliant to lead leaching
- Valves feature white handle and ✓ stamping
- Intumescent pad attached to back of outlet box
- Snap-on frame accommodates up to 1" drywall and is interchangeable with all FR-12 Fire-rated plastic outlet boxes
- Simple installation – just nail or screw to stud
- One faceplate fits washer, ice maker, gas, AAV and auxiliary drain outlet boxes
- Rough opening: 6" W x 6" H x 3-1/8" D
- Faceplate dimension: 8-5/16" W x 7-7/8" H
- Preloaded nails for right or left stud bay installation
- ELC Certified
- 1hr & 2hr rated
- Made of high temperature resin
- No special wrapping or sheet rock fabrication needed
- City of LA listed

PRODUCT	DESCRIPTION	MODEL	UNITS/ CASE
Standard Packs			
82417 ●	Qtr-turn Arrestor Valve, 1/2" Sweat Connection	FRIB12ABSHA	5
82419 ●	Qtr-turn Arrestor Valve, 1/2" CPVC Connection	FRIB12ABCHA	5
82421 ●	Qtr-turn Arrestor Valve, 1/2" F1807 Connection	FRIB12ABPHA	5
82423 ●	Qtr-turn Arrestor Valve, 1/2" F1960 Connection	FRIB12ABWHA	5
Contractor Packs			
82418 ●	Qtr-turn Arrestor Valve, 1/2" Sweat Connection	FRIB12ABSHACP	10
82420 ●	Qtr-turn Arrestor Valve, 1/2" CPVC Connection	FRIB12ABCHACP	10
82422 ●	Qtr-turn Arrestor Valve, 1/2" F1807 Connection	FRIB12ABPHACP	10
82424 ●	Qtr-turn Arrestor Valve, 1/2" F1960 Connection	FRIB12ABWHACP	10
83375 ●	Qtr-turn Arrestor Valves, 1/2" REHAU EVERLOC+™	FRIB12ABRHACP	10
89282	Replacement Faceplate for Model FR, Plastic ¹	FR7070	1

¹ Faceplates are Category *

WELD-ON
IPS CORPORATION

GUY GRAY
IPS CORPORATION

WATER-TITE
IPS CORPORATION

TOUGH PANS
IPS CORPORATION

ROOF TOP BLOX
IPS CORPORATION

TEST-TITE
IPS CORPORATION

AB&A
IPS CORPORATION

STUDOR
IPS CORPORATION

TRUEBRO
IPS CORPORATION

CHRISTY'S
IPS CORPORATION

FR-12 Plastic Gas Outlet Boxes



WELD-ON
IPS CORPORATION

GUY GRAY
IPS CORPORATION

WATER-TITE
IPS CORPORATION

TOUGH PANS
IPS CORPORATION

ROOF TOP BLOX
IPS CORPORATION

TEST-TITE
IPS CORPORATION

ABA
IPS CORPORATION

STUDOR
IPS CORPORATION

TRUEBRO
IPS CORPORATION

CHRISTY'S
IPS CORPORATION



- Intumescent pad attached to back of outlet box
- Snap-on frame accommodates up to 1" drywall and is interchangeable with all FR-12 Fire-rated plastic outlet boxes
- Simple installation – just nail or screw to stud
- Rough opening: 6" W x 6" H x 3-1/8" D
- Faceplate dimension: 8-5/16" W x 7-7/8" H
- Preloaded nails for right or left stud bay installation
- One faceplate fits washer, ice maker, gas, AAV and auxiliary drain outlet boxes
- ELC Certified
- 1hr & 2hr rated
- Made of high-temperature resin
- No special wrapping or sheet rock fabrication needed

PRODUCT	DESCRIPTION	MODEL	UNITS/CASE
82446 ●	1/2" IPS Gas Valve	FRGB12IP	5
82448 ●	1/2" Female Gas Valve, for use on CSST	FRGB12CSST	5

FR-12 Plastic Air Admittance Valve Recess Outlet Box



- Simple installation – just nail or screw to stud
- Preloaded nails for right or left stud bay installation
- AAV not included
- Rough opening: 6" W x 6" H x 3" D
- Faceplate dimension: 9-1/2" W x 9-1/2" H
- ELC Certified
- 1hr & 2hr rated
- Made of high-temperature resin
- No special wrapping or sheet rock fabrication needed
- Replacement grill and screws available, product code #48254

PRODUCT	DESCRIPTION	MODEL	UNITS/CASE
82456 ●	Air Admittance Valve Outlet Box, 1-1/2" female adaptor included	FRAAV12	5



FR-12 Auxiliary Drain Outlet Box



- Intumescent pad attached to back of outlet box
- Molded-in test cap for testing of DWV drain system – test cap will not fall down the drain
- Snap-on frame accommodates up to 1" drywall and is interchangeable with all FR-12 Fire-rated plastic outlet boxes
- Simple installation – just nail or screw to stud
- Condensate line not included
- Preloaded nails for right or left stud bay installation
- One faceplate fits plastic washer, ice maker, gas, AAV and auxiliary drain outlet boxes
- ELC Certified
- 1hr & 2hr rated
- Made of high-temperature resin
- No special wrapping or sheet rock fabrication needed
- Ideal for overhead auxiliary drain line discharge

PRODUCT	DESCRIPTION	MODEL	UNITS/ CASE
82458 ●	Fire-rated Auxiliary Drain Outlet Box	FRAD12	5
89282	Replacement Faceplate for Model FR, Plastic ¹	FR7070	1

Stainless Steel Gas Outlet Boxes



- Provides a recessed valve installation allowing appliances to be closer to wall
- Two valve options: 1/2" iron pipe & 3/4" iron pipe
- Valves are CSA listed

PRODUCT	DESCRIPTION	MODEL	UNITS/ CASE
87887 ●	1/2" IP Stainless Steel Gas Box	SSGB12IP	5
87888 ●	3/4" IP Stainless Steel Gas Box	SSGB34IP	5
87889 ●	1/2" CSST Stainless Steel Gas Box	SSGB12CSST	5
97116	Replacement Faceplate for Model SSWB, Stainless Steel ¹	97116	1

Metal Gas Outlet Box



- 20-gauge box / 20-gauge faceplate
- Provides a recessed valve installation allowing appliances to be closer to the wall
- Rough opening: 4-1/8" W x 4-3/4" H x 2" D
- Faceplate dimension: 7" W x 7" H
- White powder coat on cold rolled steel finish
- Valves are CSA listed
- Test plug provided for testing of valve assembly

PRODUCT	DESCRIPTION	MODEL	UNITS/ CASE
88112 ●	CSA Listed 1/2" IPS Gas Valve	MGB1	5
90254	Replacement Faceplate for Metal IMOB (7" x 7") 20 Ga. Steel ¹	7063	1

¹ Faceplates are Category *

Metal Dishwasher, Commercial Ice Maker, and Coffee Maker Outlet Boxes



- One box design with installed valve or arrester valve saves considerable installation time versus installing separate boxes or separate valves and Hammer Arresters
- Ideal for coffee kiosks, sink/faucet and toilet connections
- Rough opening: 4-1/8" W x 4-3/4" H x 2" D
- Faceplate dimension: 7" W x 7" H
- 3/8" Outlet – Quarter-turn valve with Hammer
- Arrester Installed
- Available with Sweat, CPVC and F1807 Qtr-turn connections; with or without Hammer Arresters

PRODUCT	DESCRIPTION	MODEL	UNITS/ CASE
Standard Packs			
87939 ●	3/8" Outlet, Qtr-turn Arrester Valve, 1/2" Sweat Conx.	MDWB1AB	5
87940 ●	3/8" Outlet, Qtr-turn Arrester Valve, 1/2" CPVC Conx.	MDWB2AB	5
87944 ●	3/8" Outlet, Qtr-turn Arrester Valve, 1/2" F1807 Conx.	MDWB3AB	5
87964 ●	3/8" Outlet, Qtr-turn, 1/2" Sweat Conx.	MDWB4AB	5
87965 ●	3/8" Outlet, Qtr-turn, 1/2" CPVC Conx.	MDWB5AB	5
87966 ●	3/8" Outlet, Qtr-turn, 1/2" F1807 Conx.	MDWB6AB	5
90254	Replacement Faceplate for Metal IMOB (7" x 7") 20 Ga. Steel ¹	7063	1

¹ Faceplates are Category *

WELD-ON
IPS CORPORATION

GUY GRAY
IPS CORPORATION

WATER-TITE
IPS CORPORATION

TOUGH PANS
IPS CORPORATION

ROOF TOP BLOK
IPS CORPORATION

TEST-TITE
IPS CORPORATION

AB&A
IPS CORPORATION

STUDOR
IPS CORPORATION

TRUEBRO
IPS CORPORATION

CHRISTY'S
IPS CORPORATION



Dialysis Supply and Waste Box



- Built from 316 stainless steel to prevent corrosion
- Access door may be positioned in any convenient orientation; includes concealed hinge and Cam Cylinder lock and two keys
- Stainless steel wall flange provides multiple, mounting options to cover space between wall and box; secure with Phillips head screws (supplied)
- Waste outlet can be directly connected to 2" nominal size glass or plastic drain with mechanical coupling
- Tapped holes on mounting plate allow for easy assembly of valves
- Unassembled
- Tailpiece waste connection is 2-3/8" OD stainless steel
- Interior seams are continuous welded with a bead blast finish to provide a water-tight seal and smooth finish
- Equipment drain tube support is located directly over the drain to eliminate splatter and minimize clean up
- PVC valves are ball-style with EPDM seals and O-ring; 1/2" FPT Sch 80; flushing nipple is included
- Single or double valve capability for greater flexibility
- Large mounting flanges provide easy securement of box to wall, eliminating the need to build supports
- Valves comply with ASTM F1970-05
- 1/2" inlet and 3/4" hose bibb connection



PRODUCT	DESCRIPTION	MODEL	UNITS/ CASE
With PVC Valves			
82643 ●	Dialysis Box, One Valve, Less Door	DBSS1	4
82644 ●	Dialysis Box, One Valve, Locking Door	DBSS1D	4
82645 ●	Dialysis Box, Two Valves, Less Door	DBSS2	4
82646 ●	Dialysis Box, Two Valves, Locking Door	DBSS2D	4
With Stainless Steel Valves			
82688 ●	One Valve, Less Door	DBSS1SV	4
82689 ●	One Valve, Locking Door	DBSS1DSV	4
82690 ●	Two Valves, Less Door	DBSS2SV	4
82691 ●	Two Valves, Locking Door	DBSS2DSV	4
Accessories			
82647 ●	One Valve Hole, Less Valves, Locking Door	DBSS1DLV	4
82648 ●	Two Valve Holes, Less Valves, Locking Door	DBSS2DLV	4
97208	Frame (Faceplate) for "no door" application	97208	1
97211	Frame (Faceplate) for "door" applications	97211	1
97212	Replacement Door, Lock & Key	97212	20

Dryerbox® Metal Dryer Boxes




- Sturdy 22-gauge molded aluminized steel
- Locate the dryer against the wall
- Flex is protected from getting compressed, gain 5 feet of duct run
- Reduces fire hazard
- Lint buildup is minimized
- Meets code requirements as a clean-out
- Doubles as gas connection receptacle

PRODUCT	DESCRIPTION	MODEL	UNITS/ CASE
82425	2x6 Upward Exhaust Outlet	DB-425	5
82426	2x4 Upward Exhaust Outlet	DB-350	6
82427	2x6 Downward Exhaust Outlet	DB-4D	5
82428	2x4 Downward Exhaust Outlet	DB-3D	6

Guy Gray™ Faceplates and Accessories

- Strong, durable replacement faceplates
- Heavy-duty galvanized
- Wide frame allows for clean finish



PRODUCT	DESCRIPTION	MODEL	UNITS/ CASE
Faceplates			
89284	Replacement Faceplate for 82472	89284	1
90254	Metal IMOB (7" x 7") 20 Ga. Steel for MIB	7063	1
97091	Replacement Faceplate for Models B, BB, WB, FB, & BIM; 20 Ga. Galvanized	B	1
97092	Replacement Faceplate for Models BE, BBE, WBE, & FBE; 20 Ga. Galvanized	BE	1
97093	Replacement Faceplate for Models BED, BBED, WBED, & FBED; 20 Ga. Galvanized	BED	1
97094	Replacement Faceplate for Models NWBED, WNWBED, & NWFBED; 20 Ga. Galvanized	NWBED	1
97095	Replacement Faceplate for Model T150, T200; 20 Ga. White	T	1
90504	Replacement Faceplate for Model MWB	90504	1
89282	Replacement Faceplate for Model FR, Plastic	FR7070	1
97983	Replacement Faceplate for Model FR, Metal	97983	1
97116	Replacement Faceplate for Model SSWB, SSIB & SSDB Stainless Steel	97116	1
97151	Replacement Faceplate for SSMIB	97151	1
Accessories			
97031	7/8" Rubber Washer	903P	1
97032	3/4" and 1/2" Reducing Washers	RW1	1
97036	2" Rubber Gasket	L2411	1
97038	2" Chase Drain Nipple	CN200	1
97046	2" Flange Nut	5225	1
97034	2" Chrome-Plated Nut	5062	1
Tamper-Resistant Cover Plates			
96997	Tamper-resistant cover for Models B, BB, WB, FB & BIM	BTRC	6
96998	Tamper-resistant cover for Models BED, BBED, WBED, FBED, BBE, WBE & FBE	BEDTRC	6
96999	Tamper-resistant cover for Models NWBED, WNWBED, NWFBED <i>Furnished with tamper-resistant screws</i>	NWBEDTRC	6
90355	Screwdriver for tamper-resistant covers	90355	1

WELD-ON
IPS CORPORATION

GUY GRAY
IPS CORPORATION

WATER-TITE
IPS CORPORATION

TOUGH PANS
IPS CORPORATION

ROOF TOP BLOK
IPS CORPORATION

TEST-TITE
IPS CORPORATION

AB&A
IPS CORPORATION

STUDOR
IPS CORPORATION

TRUEBRO
IPS CORPORATION

CHRISTY'S
IPS CORPORATION

WELD-ON
IPS CORPORATION

GUY GRAY
IPS CORPORATION

WATER-TITE
IPS CORPORATION

TOUGH PANS
IPS CORPORATION

ROOF TOP BLOX
IPS CORPORATION

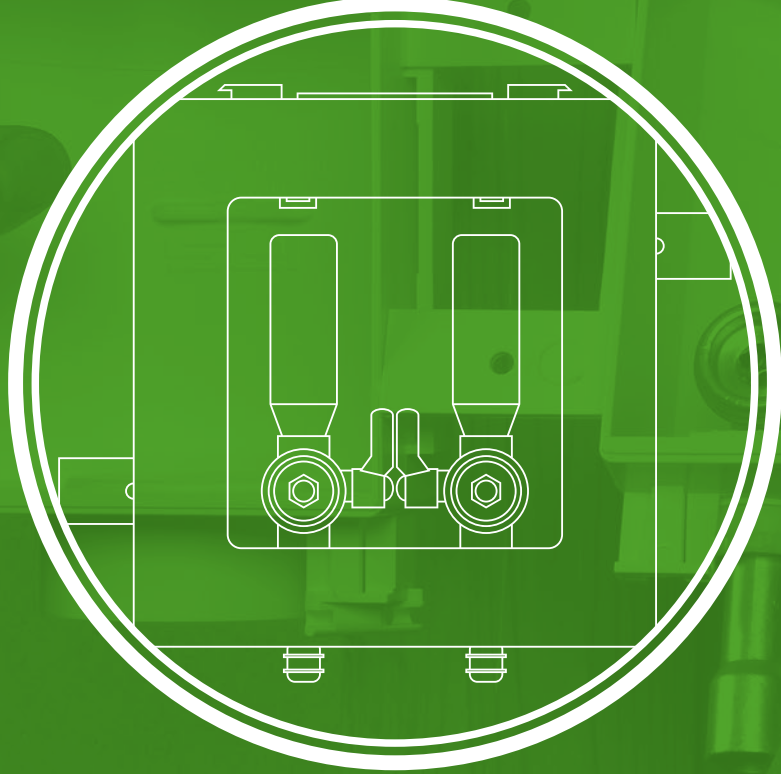
TEST-TITE
IPS CORPORATION

AB&A
IPS CORPORATION

STUDOR
IPS CORPORATION

TRUEBRO
IPS CORPORATION

CHRISTY'S
IPS CORPORATION



WATER * TITE

1969

Saving time and effort since 1969

The Water-Tite Washing Machine Recessed Outlet Box – the industry’s first plastic construction – standardized laundry connections in 1969. In 1978, Water-Tite’s recessed Ice Maker Outlet Box allowed contractors to save more time in the kitchen too.

Today

More labor-saving specialty products than ever

For more than 40 years, Water-Tite products have been helping plumbers reduce installation time while maintaining a high level of quality. Today, Water-Tite’s line includes a wide range of innovative, labor-saving specialty plumbing products. From roof flashings to support systems and much more, Water-Tite has the products that help plumbers work faster and smarter.



WELD-ON
IPS CORPORATION

GUY GRAY
IPS CORPORATION

WATER-TITE
IPS CORPORATION

TOUGH PANS
IPS CORPORATION

ROOF TOP BLOK
IPS CORPORATION

TEST-TITE
IPS CORPORATION

AB&A
IPS CORPORATION

STUDOR
IPS CORPORATION

TRUEBRO
IPS CORPORATION

CHRISTY'S
IPS CORPORATION

WELD-ON
IPS CORPORATION

GUY GRAY
IPS CORPORATION

WATER-TITE
IPS CORPORATION

TOUGH PANS
IPS CORPORATION

ROOF TOP BLOX
IPS CORPORATION

TEST-TITE
IPS CORPORATION

AB&A
IPS CORPORATION

STUDOR
IPS CORPORATION

TRUEBRO
IPS CORPORATION

CHRISTY'S
IPS CORPORATION

DESIGN OPTIONS GUIDE

Water-Tite offers a comprehensive line of Washing Machine Outlet Boxes, Handles, and Valve Connections for your installation needs. All Water-Tite and Guy Gray® valves comply with ASME A112.18.1. All integral hammer arrester valves also comply with ASSE1010. See the following pages for additional details on all of the components.

Washing Machine Outlet Boxes



DU-All™ Dual-Drain Washing Machine Outlet Boxes



Econo Center Drain Washing Machine Outlet Boxes



Wide-mouth Washing Machine Outlet Boxes



MultiBox™ Washing Machine Outlet Boxes

Valve Types



Quarter-turn (Red or Blue)



MultiBox Quarter-turn (Left or Right)



Domestic



Quarter-turn Hammer Arrester (Red or Blue)



MultiBox Hammer Arrester (Left or Right)



Single-lever Hammer Arrester



Single-lever

Valve Connections



1/2" Copper Sweat



1/2" CPVC ASTM D2846



1/2" Crimp ASTM F1807



1/2" Cold Expansion ASTM F1960



Long Shank Extension



REHAU EVERLOC+™

DU-All™ Dual-Drain Washing Machine Outlet Boxes



Standard Pack

- Back of box rests against the back sheetrock wall for sturdy installation. Flat box side for secure mounting to the stud
- Solid one-piece construction with raised drip guard contains and directs leaks down the drain
- Forward mounted valves give easy access for on/off operation
- Various valve-mounting options allow dual drain, right drain only or left drain only
- Can be inverted for top-mount and center drain option
- Second drain can be used to easily receive a REDI-VENT® AAV when valves are in forward configuration
- EZ Out Test Caps are raised for easy removal and KOs are oversized so they won't fall down drain
- Textured, snap-on frame with hot and cold supply designations embossed on front, accommodates up to 1" drywall for a clean finish
- DU-All™ and Center Drain Econo Box faceplates are interchangeable
- Rough opening: 8-1/4" W x 6-1/8" H x 3-3/4" D
- Faceplate dimension: 10-3/16" W x 8-13/16" H
- Extended mounting flange provided
- Faceplate unassembled in contractor packs



Contractor Pack (shown without faceplate)



Top-mount Invert outlet box for Top-mount option. (shown without faceplate)

PRODUCT	DESCRIPTION	MODEL	UNITS/ CASE
Standard Packs			
82052 ●	Brass Qtr-turn Valves, Installed, 1/2" Sweat Conx.	W2700	10
82054 ●	Brass Qtr-turn Valves, Installed, 1/2" CPVC Conx.	W2701	10
82056 ●	Brass Qtr-turn Valves, Installed, 1/2" F1807 Conx.	W2702	10
85131 ●	Brass Qtr-turn Valves, Installed, 3/8" F1807 Conx.	W2738	10
82001 ●	Brass Qtr-turn Valves, Installed, 1/2" F1960 Conx.	W2711	10
82321 ●	Brass Qtr-turn Valves, Installed, 1/2" Viega Conx.	W2722	10
82746 ●	Brass Qtr-turn Valves, Installed, 1/2" REHAU EVERLOC+™	W2705	10
85610 ●	Domestic Adapter Valves, Installed, 1/2" Sweat Conx.	W2312D	10
85630 ●	Single-lever Valve, Installed, 1/2" Sweat Conx.	W2800	10
85637 ●	Single-lever Valve, Installed, 1/2" CPVC Conx.	W2801	10
85682 ●	Single-lever Valve, Installed, 1/2" F1807 Conx.	W2800X	10
85741 ●	Single-lever Valve, Installed, 1/2" F1960 Conx.	W2811	10
85614 ●	Brass Qtr-turn Valves, Unassembled, 1/2" Sweat Conx.	W2412	10
82107 ●	Brass Qtr-turn Valves, Unassembled, 1/2" CPVC Conx.	W2704	10
82008 ●	Brass Qtr-turn Valves, Unassembled, 1/2" F1960 Conx.	W2713	10
85604 ●	Washer Box Only – No Valves	W2012	10
Contractor Packs			
82053 ●	Brass Qtr-turn Valves, Installed, 1/2" Sweat Conx.	W2700CP	20
82055 ●	Brass Qtr-turn Valves, Installed, 1/2" CPVC Conx.	W2701CP	20
82057 ●	Brass Qtr-turn Valves, Installed, 1/2" F1807 Conx.	W2702CP	20
85132 ●	Brass Qtr-turn Valves, Installed, 3/8" F1807 Conx.	W2738CP	20
82002 ●	Brass Qtr-turn Valves, Installed, 1/2" F1960 Conx.	W2711CP	20
82322 ●	Brass Qtr-turn Valves, Installed, 1/2" Viega Conx.	W2722CP	20
82747 ●	Brass Qtr-turn Valves, Installed, 1/2" REHAU EVERLOC+™	W2705CP	20
85632 ●	Single-lever Valve, Installed, 1/2" Sweat Conx.	W2800CP	20
85638 ●	Single-lever Valve, Installed, 1/2" CPVC Conx.	W2801CP	20
85742 ●	Single-lever valve, Installed, 1/2" F1960	W2811CP	20
Dual-Drain Display Packs			
82013 ●	Brass Qtr-turn Valves, Installed, 1/2" Sweat Conx.	R2512B	6
82017 ●	Single-lever Valve, Installed, 1/2" Sweat Conx.	R2800B	6
82000 ●	Washer Box Only – No Valves	R2012B	6

WELD-ON
IPS CORPORATION

GUY GRAY
IPS CORPORATION

WATER-TITE
IPS CORPORATION

TOUGH PANS
IPS CORPORATION

ROOF TOP BLOX
IPS CORPORATION

TEST-TITE
IPS CORPORATION

AB&A
IPS CORPORATION

STUDOR
IPS CORPORATION

TRUEBRO
IPS CORPORATION

CHRISTY'S
IPS CORPORATION

DU-All™ Dual-Drain Washing Machine Outlet Boxes with Hammer Arrester Valves



WELD-ON
IPS CORPORATION

GUY GRAY
IPS CORPORATION

WATER-TITE
IPS CORPORATION

TOUGH PANS.
IPS CORPORATION

ROOF TOP BLOX
IPS CORPORATION

TEST-TITE
IPS CORPORATION

AB&A
IPS CORPORATION

STUDOR
IPS CORPORATION

TRUEBRO
IPS CORPORATION

CHRISTY'S
IPS CORPORATION



Standard Pack

- Patented one-piece design speeds installation versus separate drain and valve boxes – Patent # 4,934,410
- Back of box rests against the back sheetrock wall for sturdy installation
- Solid one-piece construction with raised drip guard contains and directs leaks down the drain
- Forward mounted valves give easy access to homeowners for on/off operation
- Various valve mounting options allow dual drain, right drain only or left drain only
- Can be inverted for top-mount and center drain option
- Flat box side for secure mounting to the stud
- EZ Out Test Caps are raised for easy removal and
- KOs are oversized so they won't fall down drain
- Textured, snap-on frame, with hot and cold supply designations embossed on front, accommodates up to 1" drywall for a clean finish
- DU-All™ and Center Drain Econo Box faceplates are interchangeable
- Rough opening: 8-1/4" W x 6-1/8"H x 3-3/4" D
- Faceplate dimension: 10-3/16" W x 8-13/16" H
- Extended mounting flange provided
- Faceplate unassembled in contractor packs



Contractor Pack
(shown without faceplate)



Top-mount Invert outlet box
for Top-mount option.
(shown without faceplate)

PRODUCT	DESCRIPTION	MODEL	UNITS/ CASE
Hammer Arrester Standard Packs			
85703 ●	Brass Qtr-turn Arrester Valves, Installed, 1/2" Sweat Conx.	W2700HA	10
85706 ●	Brass Qtr-turn Arrester Valves, Installed, 1/2" CPVC Conx.	W2701HA	10
85714 ●	Brass Qtr-turn Arrester Valves, Installed, 1/2" F1807 Conx.	W2702HA	10
81998 ●	Brass Qtr-turn Arrester Valves, Installed, 1/2" F1960 Conx.	W2711HA	10
85701 ●	Single-lever Arrester Valve, Installed, 1/2" Sweat Conx.	W2800HA	10
85717 ●	Single-lever Arrester Valve, Installed, 1/2" CPVC Conx.	W2801HA	10
85719 ●	Single-lever Arrester Valve, Installed, 1/2" F1807 Conx.	W2802HA	10
85748 ●	Single-lever Arrester Valve, Installed, 1/2" F1960	W2811HA	10
82748 ●	Single-lever Arrester Valve, Installed REHAU EVERLOC+™	W2705HA	10
Hammer Arrester Contractor Packs			
85704 ●	Brass Qtr-turn Arrester Valves, Installed, 1/2" Sweat Conx.	W2700HACP	20
85707 ●	Brass Qtr-turn Arrester Valves, Installed, 1/2" CPVC Conx.	W2701HACP	20
85723 ●	Brass Qtr-turn Arrester Valves, Installed, 1/2" F1807 Conx.	W2702HACP	20
81999 ●	Brass Qtr-turn Arrester Valves, Installed, 1/2" F1960 Conx.	W2711HACP	20
85702 ●	Single-lever Arrester Valve, Installed, 1/2" Sweat Conx.	W2800HACP	20
85718 ●	Single-lever Arrester Valve, Installed, 1/2" CPVC Conx.	W2801HACP	20
85749 ●	Single-lever Arrester Valve, Installed, 1/2" F1960	W2811HACP	20
82749 ●	Single-lever Arrester Valve, Installed REHAU EVERLOC+™	W2705HACP	20

DU-All™ 10 N 1® Dual-Drain Washing Machine Outlet Box



WELD-ON
IPS CORPORATION

GUY GRAY
IPS CORPORATION

WATER-TITE
IPS CORPORATION

TOUGH PANS
IPS CORPORATION

ROOF TOP BLOK
IPS CORPORATION

TEST-TITE
IPS CORPORATION

AB&A
IPS CORPORATION

STUDOR
IPS CORPORATION

TRUEBRO
IPS CORPORATION

CHRISTY'S
IPS CORPORATION



Standard Pack

- Patented one-piece design speeds installation versus separate drain and valve boxes – Patent # 4,934,410
- Back of box rests against the back sheetrock wall for sturdy installation
- Solid one-piece construction with raised drip guard contains and directs leaks down the drain
- Various valve mounting options allow dual drain, right drain only, left drain only, bottom or top-mount
- Valves unassembled for contractor's mounting option
- Multiple drain options
- Flat box side for secure mounting to the stud
- EZ Out Test Caps are raised for easy removal and KOs are oversized so they won't fall down drain
- Textured, snap-on frame, with hot and cold supply designations embossed on the front, accommodates up to 1" drywall for a clean finish
- DU-All™ and Center Drain Econo Box faceplates are interchangeable
- Rough opening: 8-1/4" W x 6-1/8"H x 3-3/4" D
- Faceplate dimension: 10-3/16" W x 8-13/16" H
- Extended mounting flange provided
- Faceplate unassembled in contractor packs



Contractor Pack
(shown without faceplate)



Top-mount Invert outlet box
for Top-mount option.
(shown without faceplate)

PRODUCT	DESCRIPTION	MODEL	UNITS/ CASE
Standard Packs			
85121 ●	Brass Qtr-turn Valves, Uninstalled, 1/2" Sweat Conx.	W2121	10
85123 ●	Brass Qtr-turn Valves, Uninstalled, 1/2" CPVC Conx.	W2250	10
85125 ●	Brass Qtr-turn Valves, Uninstalled, 1/2" F1807 Conx.	W2122	10
85614 ●	Brass Qtr-turn Valves, Unassembled, 1/2" Sweat Conx.	W2412	10
82107 ●	Brass Qtr-turn Valves, Unassembled, 1/2" CPVC Conx.	W2704	10
82008 ●	Brass Qtr-turn Valves, Unassembled, 1/2" F1960 Conx.	W2713	10
Contractor Packs			
85122 ●	Brass Qtr-turn Valves, Uninstalled, 1/2" Sweat Conx.	W2121CP	20
85124 ●	Brass Qtr-turn Valves, Uninstalled, 1/2" CPVC Conx.	W2250CP	20
85126 ●	Brass Qtr-turn Valves, Uninstalled, 1/2" F1807 Conx.	W2122CP	20



Econo Center Drain Washing Machine Outlet Boxes

- Box can be inverted for top-mount valves and center drain option
- Textured, snap-on frame accommodates up to 1" drywall for a clean finish
- Center Drain Econo Box and DU-All™ faceplates are interchangeable
- One-piece construction with raised drip guard contains potential leaks down the drain
- Raised EZ-out test caps allow for easy removal
- Oversized KOs will not fall down drain
- Brass Quarter-turn valves installed
- Rough opening: 8-1/4" W x 6-1/8" H x 3-3/4"D
- Faceplate dimension: 10-3/16" W x 8-13/16" H
- Extended mounting flange provided
- Covered by one or more of the following patents – D411,870; D471,960
- Faceplate unassembled in contractor packs



Standard Pack

PRODUCT	DESCRIPTION	MODEL	UNITS/CASE
---------	-------------	-------	------------

Standard Packs

82064 ●	Brass Qtr-turn Valves, Installed, 1/2" Sweat Conx.	W4700	10
82066 ●	Brass Qtr-turn Valves, Installed, 1/2" CPVC Conx.	W4701	10
82068 ●	Brass Qtr-turn Valves, Installed, 1/2" F1807 Conx.	W4702	10
82003 ●	Brass Qtr-turn Valves, Installed, 1/2" F1960 Conx.	W4711	10
82308 ●	Brass Qtr-turn Valves, Installed, 1/2" Viega Conx.	W4722	10
82752 ●	Brass Qtr-turn Valves, Installed, 1/2" REHAU EVERLOC+™	W4705	10
87204 ●	Washer Box Only – No Valves	W4012	10

Contractor Packs

82065 ●	Brass Qtr-turn Valves, Installed, 1/2" Sweat Conx.	W4700CP	20
82067 ●	Brass Qtr-turn Valves, Installed, 1/2" CPVC Conx.	W4701CP	20
82069 ●	Brass Qtr-turn Valves, Installed, 1/2" F1807 Conx.	W4702CP	20
82073 ●	Brass Qtr-turn Valves, Installed, 3/8" F1807 Conx.	W4738CP	10
82004 ●	Brass Qtr-turn Valves, Installed, 1/2" F1960 Conx.	W4711CP	20
82753 ●	Brass Qtr-turn Valves, Installed, 1/2" REHAU EVERLOC+™	W4705CP	20
82774 ●	Widemouth WMOB REHAU EVERLOC+™	W8905HACP	10

Center Drain Display Pack

81977 ●	Brass Qtr-turn Valves, Installed 1/2" F1807	R4702	4
---------	---	-------	---



Contractor Pack
(shown without faceplate)



Top-mount Invert outlet box
for Top-mount option.
(shown without faceplate)



Display Pack

WELD-ON
IPS CORPORATION

GUY GRAY
IPS CORPORATION

WATER-TITE
IPS CORPORATION

TOUGH PANS
IPS CORPORATION

ROOF TOP BLOX
IPS CORPORATION

TEST-TITE
IPS CORPORATION

AB&A
IPS CORPORATION

STUDOR
IPS CORPORATION

TRUEBRO
IPS CORPORATION

CHRISTY'S
IPS CORPORATION

Econo Center Drain Washing Machine Outlet Boxes with Hammer Arrester Valves



WELD-ON
IPS CORPORATION

GUY GRAY
IPS CORPORATION

WATER-TITE
IPS CORPORATION

TOUGH PANS
IPS CORPORATION

ROOF TOP BLOX
IPS CORPORATION

TEST-TITE
IPS CORPORATION

AB&A
IPS CORPORATION

STUDOR
IPS CORPORATION

TRUEBRO
IPS CORPORATION

CHRISTY'S
IPS CORPORATION



Standard Pack

- Box can be inverted for top-mount valves and center drain option
- Textured, snap-on frame accommodates up to 1" drywall for a clean finish
- Center Drain Econo Box and DU-All™ faceplates are interchangeable
- One-piece construction with raised drip guard contains potential leaks down the drain
- Raised EZ-out test caps allow for easy removal
- Oversized KOs will not fall down drain
- Brass Hammer Arrester valves installed
- Rough opening: 8-1/4" W x 6-1/8" H x 3-3/4"D
- Faceplate dimension: 10-3/16" W x 8-13/16" H
- Extended mounting flange provided
- Products covered by one or more of the following patents – D411,870; D471,960
- Faceplate unassembled in contractor packs



Contractor Pack
(shown without faceplate)

PRODUCT	DESCRIPTION	MODEL	UNITS/ CASE
---------	-------------	-------	----------------

Hammer Arrester Standard Packs

85708 ●	Brass Qtr-turn Arrester Valves, Installed, 1/2" Sweat Conx.	W4700HA	10
85711 ●	Brass Qtr-turn Arrester Valves, Installed, 1/2" CPVC Conx.	W4701HA	10
85716 ●	Brass Qtr-turn Arrester Valves, Installed, 1/2" F1807 Conx.	W4702HA	10
85738 ●	Brass Qtr-turn Arrester Valves, Installed, 1/2" F1960	W4711HA	10
82754 ●	Brass Qtr-turn Arrester Valves, Installed, 1/2" REHAU EVERLOC+™	W4705HA	10

Hammer Arrester Contractor Packs

85709 ●	Brass Qtr-turn Arrester Valves, Installed, 1/2" Sweat Conx.	W4700HACP	20
85713 ●	Brass Qtr-turn Arrester Valves, Installed, 1/2" Sweat Conx./Less Frame	W4700HACPLF	20
85712 ●	Brass Qtr-turn Arrester Valves, Installed, 1/2" CPVC Conx.	W4701HACP	20
85722 ●	Brass Qtr-turn Arrester Valves, Installed, 1/2" F1807	W4702HACP	20
85739 ●	Brass Qtr-turn Arrester Valves, Installed, 1/2" F1960	W4711HACP	20
82755 ●	Brass Qtr-turn Arrester Valves, Installed, 1/2" REHAU EVERLOC+™	W4705HACP	20



Top-mount Invert outlet box
for Top-mount option.
(shown without faceplate)



Right-hand Wide-Mouth Outlet Boxes



- Wide-mouth opening for drainage of auxiliary line
- Drain line partition for separation of washer discharge hose and auxiliary discharge line
- Discharge guide tube holds discharge line firmly and protects against splashes
- One drain outlet, no additional fittings
- One-piece molded in test cap will not fall down drain line
- Four mounting brackets included
- Rough opening: 10-1/4" W x 6" H x 3-5/8" D
- Faceplate dimension: 13" W x 5-5/8" H
- Faceplate unassembled in contractor packs

PRODUCT	DESCRIPTION	MODEL	UNITS/ CASE
Standard Packs			
87351 ●	Brass Qtr-turn Valves, Installed, 1/2" Sweat Conx.	W8900	10
87355 ●	Brass Qtr-turn Valves, Installed, 1/2" CPVC Conx.	W8901	10
87359 ●	Brass Qtr-turn Valves, Installed, 1/2" F1807 Conx.	W8902	10
87378 ●	Brass Qtr-turn Valves, Installed, 1/2" F1960 Conx.	W8911	10
87349 ●	Brass Qtr-turn Valves, Uninstalled, 1/2" Sweat Conx.	W8912	10
87386 ●	Brass Qtr-turn Valves, Uninstalled, 1/2" F1960 Conx.	W8411	10
82771 ●	Brass Qtr-turn Arrester Valves, Installed, 1/2" REHAU EVERLOC+™	W8905	10
87363 ●	Single-lever Valve, Installed, 1/2" Sweat Conx.	W8904	10
Contractor Packs			
87353 ●	Brass Qtr-turn Valves, Installed, 1/2" Sweat Conx.	W8900CP	10
87357 ●	Brass Qtr-turn Valves, Installed, 1/2" CPVC Conx.	W8901CP	10
87361 ●	Brass Qtr-turn Valves, Installed, 1/2" F1807 Conx.	W8902CP	10
87365 ●	Single-lever Valve, Installed, 1/2" Sweat Conx.	W8904CP	10
87379 ●	Brass Qtr-turn Valves, Installed, 1/2" F1960 Conx.	W8911CP	10
87398 ●	Single-lever Valve, Installed, 1/2" F1960 Conx.	W8914CP	10
Top-mount Contractor Packs			
87385 ●	Brass Qtr-turn Valves, Installed, Top-mount, 1/2" Sweat Conx.	W8900CPTM	10
87383 ●	Brass Qtr-turn Valves, Installed, Top-mount, 1/2" CPVC Conx.	W8901CPTM	10
87384 ●	Brass Qtr-turn Valves, Installed, Top-mount, 1/2" F1807 Conx.	W8902CPTM	10
87382 ●	Brass Qtr-turn Valves, Installed, Top-mount, 1/2" F1960 Conx.	W8911CPTM	10
82772 ●	Brass Qtr-turn Valves, Installed, Top-mount, 1/2" REHAU EVERLOC+™	W8905CP	10

WELD-ON
IPS CORPORATION

GUY GRAY
IPS CORPORATION

WATER-TITE
IPS CORPORATION

TOUGH PANS
IPS CORPORATION

ROOF TOP BLOX
IPS CORPORATION

TEST-TITE
IPS CORPORATION

AB&A
IPS CORPORATION

STUDOR
IPS CORPORATION

TRUEBRO
IPS CORPORATION

CHRISTY'S
IPS CORPORATION

Right-hand Wide-Mouth Outlet Boxes with Hammer Arresters



- Wide-mouth opening for drainage of auxiliary line
- Drain line partition for separation of washer discharge hose and auxiliary discharge line
- Discharge guide tube holds discharge line firmly and protects against splashes
- One drain outlet, no additional fittings
- One-piece molded in test cap will not fall down drain line
- Four mounting brackets included
- Rough opening: 10-1/4" W x 6" H x 3-5/8" D
- Faceplate dimension: 13" W x 5 5/8" H
- Faceplate unassembled in contractor packs

PRODUCT	DESCRIPTION	MODEL	UNITS/CASE
Hammer Arrester Standard Pack			
87404 ●	Brass Qtr-turn Arrester Valves, Installed, 1/2" F1807 Conx.	W8902HA	10
82773 ●	Brass Qtr-turn Arrester Valves, Installed, 1/2" REHAU EVERLOC+™	W8905HA	10
Hammer Arrester Contractor Packs			
87390 ●	Brass Qtr-turn Arrester Valves, Installed, 1/2" Sweat Conx.	W8900HACP	10
87407 ●	Brass Qtr-turn Arrester Valves, Installed, 1/2" CPVC Conx.	W8901HACP	10
87401 ●	Brass Qtr-turn Arrester Valves, Installed, 1/2" F1960 Conx.	W8911HACP	10
87400 ●	Single-lever Valve, Installed, 1/2" F1960 Conx.	W8914HACP	10
87388 ●	Brass Qtr-turn Arrester Valves, Installed, Top-mount, 1/2" Sweat Conx.	W8900HACPTM	10
82774 ●	Brass Qtr-turn Arrester Valves, Installed, Top-mount, 1/2" REHAU EVERLOC+™	W8905HACP	10
Display Pack			
87408 ●	Brass Qtr-turn Arrester Valves, Installed, Top-mount, 1/2" F1960 Conx.	W8911HACPTM	10



Left-hand Wide-Mouth Outlet Boxes



- Wide-mouth opening for drainage of auxiliary line
- Drain line partition for separation of washer discharge hose and auxiliary discharge line
- Discharge guide tube holds discharge line firmly and protects against splashes
- One drain outlet, no additional fittings
- One-piece molded in test cap will not fall down drain line
- Four mounting brackets included
- Rough opening: 10-1/4" W x 6" H x 3-5/8" D
- Faceplate dimension: 13" W x 5-5/8" H
- Faceplate unassembled in contractor packs

PRODUCT	DESCRIPTION	MODEL	UNITS/CASE
Standard Packs			
87367 ●	Brass Qtr-turn Valves, Installed, 1/2" Sweat Conx.	W8900LD	10
87371 ●	Brass Qtr-turn Valves, Installed, 1/2" CPVC Conx.	W8901LD	10
87374 ●	Brass Qtr-turn Valves, Installed, 1/2" F1807 Conx.	W8902LD	10
87380 ●	Brass Qtr-turn Valves, Installed, 1/2" F1960 Conx.	W8911LD	10
Contractor Packs			
87373 ●	Brass Qtr-turn Valves, Installed, 1/2" CPVC Conx.	W8901LDPCP	10
Hammer Arrester Contractor Packs			
87409 ●	Brass Qtr-turn Valves, Installed, 1/2" CPVC Conx.	W8901LDHACP	10

DESIGN OPTIONS GUIDE

Water-Tite offers a comprehensive line of Ice Maker Outlet Boxes, Handles, and Valve Connections for your installation needs. All Water-Tite and Guy Gray® valves comply with lead-free laws and ASME A112.18.1. All integral hammer arrester valves also comply with ASSE1010. See the following pages for additional details on all of the components.

Ice Maker Outlet Boxes



Plastic Square Ice Maker Outlet Boxes



Plastic Round Ice Maker Outlet Boxes



Plastic Mini-Round Outlet Boxes



MultiBox™ Ice Maker Outlet Boxes

Valve Types – Compression Connection



Quarter-turn



MultiBox Quarter-turn



Domestic



Quarter-turn Hammer Arrester



MultiBox Hammer Arrester



Quarter-turn w/o Hammer Arrester

Valve Connections



1/2" Copper Sweat



1/2" CPVC ASTM D2846



1/2" Crimp ASTM F1807



3/8" Crimp ASTM F1807



1/2" Cold Expansion ASTM F1960



Long Shank Extension



REHAU EVERLOC+™

Plastic Lead-free Ice Maker Outlet Boxes



- Valves are IAPMO listed to ASME A112.18.1 / CSA B125.1 and are NSF 61/NSF 372 compliant to lead leaching
- Valves feature white handle and stamping
- Rough opening: 5 3/4" W x 4 7/8" H x 3-1/2" D
- Faceplate dimension 8-1/4" W x 7-5/16" H
- Contour box design allows easy valve access
- One-piece box and flange design needs no additional support framing nor support framing labor
- Snap-on faceplate accommodates up to 3/4" drywall
- Faceplate unassembled in contractor packs
- Product covered by one or more of the following patents – D411,870; D471,960

PRODUCT	DESCRIPTION	MODEL	UNITS/ CASE
Lead-free Standard Packs			
87967 ●	Brass Qtr-turn Valve, Installed, 1/2" Sweat Conx.	AB9700	10
87971 ●	Brass Qtr-turn Valve, Installed, 1/2" CPVC Conx.	AB9701	10
87969 ●	Brass Qtr-turn Valve, Installed, 1/2" F1807 Conx.	AB9702	10
87973 ●	Brass Qtr-turn Valve, Installed, 1/2" F1960 Conx.	AB9711	10
88017 ●	Brass Domestic Valve, Installed, 1/2" Sweat Conx.	AB9000A	10
87952 ●	Brass Qtr Turn Valve, Installed, 1/2" Viega PF Conx.	AB9722	10
87954 ●	Brass Qtr Turn Valve, Installed, 3/8" F1807 Conx.	AB9738	10
88008 ●	Ice Maker Box Only - No Valves	W9000LV	10
82821 ●	Brass Qtr Turn Valve, Installed, REHAU EVERLOC+™ Conx.	AB9705	10
Lead-free Contractor Packs			
87968 ●	Brass Qtr-turn Valve, Installed, 1/2" Sweat Conx.	AB9700CP	20
87972 ●	Brass Qtr-turn Valve, Installed, 1/2" CPVC Conx.	AB9701CP	20
87970 ●	Brass Qtr-turn Valve, Installed, 1/2" F1807 Conx.	AB9702CP	20
87974 ●	Brass Qtr-turn Valve, Installed, 1/2" F1960 Conx.	AB9711CP	20
87953 ●	Brass Qtr Turn Valve, Installed, 1/2" Viega PF Conx.	AB9722CP	20
87955 ●	Brass Qtr Turn Valve, Installed, 3/8" F1807 Conx.	AB9738CP	20
82822 ●	Brass Qtr Turn Valve, Installed, REHAU EVERLOC+™ Conx.	AB9705CP	20
Lead-free Hammer Arrestor Standard Packs			
87978 ●	Brass Qtr-turn Arrestor Valve, Installed, 1/2" Sweat Conx.	AB9700HA	10
87982 ●	Brass Qtr-turn Arrestor Valve, Installed, 1/2" CPVC	AB9701HA	10
87980 ●	Brass Qtr-turn Arrestor Valve, Installed, 1/2" F1807 Conx.	AB9702HA	10
87984 ●	Brass Qtr-turn Arrestor Valve, Installed, 1/2" F1960 Conx.	AB9711HA	10
82823 ●	IBrass Qtr-turn Arrestor Valve, Installed, REHAU EVERLOC+™	AB9705HA	10
Lead-free Hammer Arrestor Contractor Packs			
87979 ●	Brass Qtr Turn Arrestor Valve, Installed, 1/2" Sweat Conx.	AB9700HACP	20
87983 ●	Brass Qtr-turn Arrestor Valve, Installed, 1/2" CPVC Conx.	AB9701HACP	20
87981 ●	Brass Qtr-turn Arrestor Valve, Installed, 1/2" F1807	AB9702HACP	20
87985 ●	Brass Qtr-turn Arrestor Valve, Installed, 1/2" F1960	AB9711HACP	20
82824 ●	IBrass Qtr-turn Arrestor Valve, Installed, REHAU EVERLOC+™	AB9705HACP	20
Lead-free Display Packs			
88182 ●	Brass Qtr-turn Valve, Installed, 1/2" Sweat Conx.	RAB9000B	10

WELD-ON
IPS CORPORATION

GUY GRAY
IPS CORPORATION

WATER-TITE
IPS CORPORATION

TOUGH PANS
IPS CORPORATION

ROOF TOP BLOX
IPS CORPORATION

TEST-TITE
IPS CORPORATION

AB&A
IPS CORPORATION

STUDOR
IPS CORPORATION

TRUEBRO
IPS CORPORATION

CHRISTY'S
IPS CORPORATION

Round Ice Maker Outlet Box with Hose



- Valves are IAPMO listed to ASME A112.18.1 / CSA B125.1 and are NSF 61/NSF 372 compliant to lead leaching
- 72" stainless steel braided hose comes attached to valve
- Hose is replaceable
- Round faceplate enables easier installation after wallboard is installed
- Flat-sided walls ensure rigid mount against stud bay
- Rough opening: 6" diameter x 3-1/2" deep
- Faceplate diameter: 8" round
- Protective cover protects valves and hose from paint and debris during construction
- Additional top knockouts molded in box to allow for mounting shut-off valves or gas valves
- Faceplate unassembled in contractor packs
- Four molded-in flanges enable easy and secure installation

PRODUCT	DESCRIPTION	MODEL	UNITS/ CASE
Standard Packs			
88480 ●	Brass Qtr-turn Valve, Installed, 1/2" Sweat Conx.	AB9800	10
88482 ●	Brass Qtr-turn Valve, Installed, 1/2" CPVC Conx.	AB9801	10
88484 ●	Brass Qtr-turn Valve, Installed, 1/2" F1807 Conx.	AB9802	10
88486 ●	Brass Qtr-turn Valve, Installed, 1/2" F1960 Conx.	AB9811	10
88068 ●	Round IM Supply Box only, less valves and SS Hose	W9800LV	10
Contractor Packs			
88481 ●	Brass Qtr-turn Valve, Installed, 1/2" Sweat Conx.	AB9800CP	20
88483 ●	Brass Qtr-turn Valve, Installed, 1/2" CPVC Conx.	AB9801CP	20
88485 ●	Brass Qtr-turn Valve, Installed, 1/2" F1807 Conx.	AB9802CP	20
88487 ●	Brass Qtr-turn Valve, Installed, 1/2" F1960 Conx.	AB9811CP	20

Round Ice Maker Outlet Box, Less Hose



- Valves are IAPMO listed to ASME A112.18.1 / CSA B125.1 and are NSF 61/NSF 372 compliant to lead leaching
- Round faceplate enables easier installation after wallboard is installed
- Protective cover protects valves and hose from paint and debris during construction
- Rough opening: 6" diameter x 3-1/2" deep
- Faceplate diameter: 8" round
- Flat-sided walls ensure rigid mount against stud bay
- Additional top knockouts molded in box to allow for mounting shut-off valves or gas valves
- Faceplate unassembled in contractor packs
- Four molded-in flanges enable easy and secure installation

PRODUCT	DESCRIPTION	MODEL	UNITS/ CASE
Standard Packs			
88488 ●	Brass Qtr-turn Valve, Installed, 1/2" Sweat Conx.	AB9900	10
88491 ●	Brass Qtr-turn Valve, Installed, 1/2" CPVC Conx.	AB9901	10
88493 ●	Brass Qtr-turn Valve, Installed, 1/2" F1807 Conx.	AB9902	10
88496 ●	Brass Qtr-turn Valve, Installed, 1/2" F1960 Conx.	AB9911	10
Contractor Packs			
88489 ●	Brass Qtr-turn Valve, Installed, 1/2" Sweat Conx.	AB9900CP	20
88492 ●	Brass Qtr-turn Valve, Installed, 1/2" CPVC Conx.	AB9901CP	20
88494 ●	Brass Qtr-turn Valve, Installed, 1/2" F1807 Conx.	AB9902CP	20
88497 ●	Brass Qtr-turn Valve, Installed, 1/2" F1960 Conx.	AB9911CP	20

Round Ice Maker Outlet Box with Hammer Arrester Valve, Less Hose



PRODUCT	DESCRIPTION	MODEL	UNITS/ CASE
88498 ●	Brass Qtr-turn Arrester Valve, Installed, 1/2" F1960 Conx.	AB9911HACP	20
88490 ●	Brass Qtr-turn Arrester Valve, Installed, 1/2" Sweat Conx.	AB9900HACP	20
88495 ●	Brass Qtr-turn Arrester Valve, Installed, 1/2" F1807 Conx.	AB9902HACP	20

Round Mini Ice Maker Outlet Box With Hammer Arrester Valve & Preloaded Mounting Nails



- Pre-loaded nails provide strong rigid mount
- Nails are reversible and box can be mounted to left or right-hand stud bay
- Round trim ring faceplate accommodates up to 1" drywall
- Valves are IAPMO listed to ASME A112.18.1 / CSA B125.1 and are NSF 61/NSF 372 compliant to lead leaching
- Valves feature white handle and stamping
- Rough opening: 4-3/4" diameter x 2-3/8" deep
- Faceplate diameter: 6-1/8" round
- Valve options: Copper, CPVC, PEX, and Wirsbo®
- Molded-in side support brackets support box to stud bay
- Available in standard and contractor packs
- Brass quarter-turn valve installed

PRODUCT	DESCRIPTION	MODEL	UNITS/ CASE
Standard Packs			
88372 ●	Brass Qtr-turn Arrester Valve, Installed, 1/2" Sweat Conx.	AB9200HA	10
88376 ●	Brass Qtr-turn Arrester Valve, Installed, 1/2" CPVC Conx.	AB9201HA	10
88377 ●	Brass Qtr-turn Arrester Valve, Installed, 1/2" F1807 Conx.	AB9202HA	10
88379 ●	Brass Qtr-turn Arrester Valve, Installed, 1/2" F1960	AB9211HA	10
Contractor Packs			
88373 ●	Brass Qtr-turn Arrester Valve, Installed, 1/2" Sweat Conx.	AB9200HACP	20
88381 ●	Brass Qtr-turn Arrester Valve, Installed, 1/2" CPVC Conx.	AB9201HACP	20
88378 ●	Brass Qtr-turn Arrester Valve, Installed, 1/2" F1807 Conx.	AB9202HACP	20
88380 ●	Brass Qtr-turn Arrester Valve, Installed, 1/2" F1960	AB9211HACP	20

WELD-ON
IPS CORPORATION

GUY GRAY
IPS CORPORATION

WATER-TITE
IPS CORPORATION

TOUGH PANS
IPS CORPORATION

ROOF TOP BLOX
IPS CORPORATION

TEST-TITE
IPS CORPORATION

AB&A
IPS CORPORATION

STUDOR
IPS CORPORATION

TRUEBRO
IPS CORPORATION

CHRISTY'S
IPS CORPORATION

Round Mini Lead-free Ice Maker Outlet Box and Preloaded Mounting Nails



- Valves are IAPMO listed to ASME A112.18.1 / CSA B125.1 and are NSF 61/NSF 372 compliant to lead leaching
- Valves feature white handle and ✓ stamping
- Pre-loaded nails provide strong rigid mount
- Nails are reversible and box can be mounted to left or right-hand stud bay
- Round trim ring faceplate accommodates up to 1" drywall
- Molded-in side support brackets supports box to stud bay
- Rough opening: 4-3/4" diameter x 2-3/8" deep
- Faceplate diameter: 6-1/8" round
- Valve options: Copper, CPVC, PEX and Wirsbo®
- Brass quarter-turn valve installed
- Faceplate unassembled in contractor packs

PRODUCT	DESCRIPTION	MODEL	UNITS/ CASE
Lead-free Standard Packs			
87989 ●	Brass Qtr-turn Valve, Installed, 1/2" Sweat Conx.	AB9200	10
87993 ●	Brass Qtr-turn Valve, Installed, 1/2" CPVC Conx.	AB9201	10
87991 ●	Brass Qtr-turn Valve, Installed, 1/2" F1807 Conx.	AB9202	10
87995 ●	Brass Qtr-turn Valve, 1/2" F1960 Conx.	AB9211	10
88399 ●	Brass Qtr Turn Valve, 1/2" Viega Conx.	AB9222	10
88382 ●	Brass Qtr Turn Valve, Installed, 3/8" F1807 Conx.	AB9238	10
Lead-free Contractor Packs			
87990 ●	Brass Qtr-turn Valve, Installed, 1/2" Sweat Conx.	AB9200CP	20
87994 ●	Brass Qtr-turn Valve, Installed, 1/2" CPVC Conx.	AB9201CP	20
87992 ●	Brass Qtr-turn Valve, Installed, 1/2" F1807 Conx.	AB9202CP	20
87996 ●	Brass Qtr-turn Valve, 1/2" F1960 Conx.	AB9211CP	20

Round Mini Ice Maker Outlet Box with Domestic Valve and Preloaded Mounting Nails



- Pre-loaded nails provide strong rigid mount
- Nails are reversible and box can be mounted to left or right-hand stud bay
- Round trim ring faceplate accommodates up to 1" drywall
- Valves are IAPMO listed to ASME A112.18.1 / CSA B125.1 and are NSF 61/NSF 372 compliant to lead leaching
- Valves feature white handle and ✓ stamping
- Rough opening: 4-3/4" diameter x 2-3/8" deep
- Faceplate diameter: 6-1/8" round
- Valve options: Copper, CPVC, PEX, and Wirsbo®
- Molded-in side support brackets support box to stud bay
- Available in standard and contractor packs
- Brass quarter-turn valve installed

PRODUCT	DESCRIPTION	MODEL	UNITS/ CASE
88374 ●	Domestic Valve, Installed, 1/2" Sweat Conx.	AB9200D	10

WELD-ON
IPS CORPORATION

GUY GRAY
IPS CORPORATION

WATER-TITE
IPS CORPORATION

TOUGH PANS
IPS CORPORATION

ROOF TOP BLOX
IPS CORPORATION

TEST-TITE
IPS CORPORATION

AB&A
IPS CORPORATION

STUDOR
IPS CORPORATION

TRUEBRO
IPS CORPORATION

CHRISTY'S
IPS CORPORATION

Round Mini Plastic Dishwasher, Commercial Ice Maker, and Coffee Maker Outlet Box with Preloaded Mounting Nails



- One box design with installed valve or arrester valve saves considerable installation time versus installing separate boxes or separate valves and Hammer Arresters
- 3/8" outlet, quarter-turn valve pre-installed
- Preloaded, reversible nails provide strong rigid mount
- Rough opening: 4-3/4" diameter x 2-3/8" deep
- Valves are IAPMO listed to ASME A112.18.1 / CSA B125.1 and are NSF 61/NSF 372 compliant to lead leaching
- Faceplate diameter: 6-1/8" round
- Round faceplate design accommodates up to 1" sheet rock
- Available with Sweat, CPVC and PEX Qtr-turn connections; with or without Hammer Arresters
- Ideal for coffee kiosks, sink/faucet and toilet connections
- Molded-in side support brackets support box to stud bay

PRODUCT	DESCRIPTION	MODEL	UNITS/CASE
Standard Packs with Arrester Valves			
87934 ●	Brass Qtr-turn Arrester Valve, 3/8" Outlet, Installed, 1/2" Sweat Conx.	AB9300HA	10
87935 ●	Brass Qtr-turn Arrester Valve, 3/8" Outlet, Installed, 1/2" CPVC Conx.	AB9301HA	10
87937 ●	Brass Qtr-turn Arrester Valve, 3/8" Outlet, Installed, 1/2" F1807 Conx.	AB9302HA	10
87960 ●	3/8" Outlet, Qtr-turn, 1/2" Sweat Conx.	AB9300	10
87961 ●	3/8" Outlet, Qtr-turn, 1/2" CPVC Conx.	AB9301	10
87962 ●	3/8" Outlet, Qtr-turn, 1/2" F1807 Conx.	AB9302	10
Contractor Packs with Arrester Valves			
87938 ●	Brass Qtr-turn Arrester Valve, 3/8" Outlet, Uninstalled, 1/2" F1807 Conx.	AB9302HACP	20

Utility Outlet Boxes, No Valves



- Box contains 16 knockouts for custom configuration
- Integrated stabilizer bar slots allow for center of the stud bay mount using a stabilizer bar
- Easily and quickly mounts to stud with four integrated mounting ears
- Available with standard faceplate or solid faceplate for concealment

PRODUCT	DESCRIPTION	MODEL	UNITS/CASE
82760 ●	Utility Box with Solid Frame, No Valves	1500	10
97252	Utility Box Solid Frame (replacement frame-only for 82760)	97252	40
82761 ●	Utility Box with Standard Frame, No Valves	1501	10
97251	Utility Box Standard Frame (replacement frame-only for 82761)	97251	40

Mini Round Gas Outlet Box



- Provides a recessed valve installation allowing appliances to be closer to wall
- Preloaded nails provide a strong rigid mount
- Nails are reversible and box can be mounted to the left or right-hand stud bay
- Two valve options: 1/2" iron pipe & 1/2" CSST Tubing
- Valves are CSA listed
- Test plug provided for testing of valve assembly
- Round trim ring fits mini ice maker box & accommodates up to 1" sheet rock
- Molded side support brackets support box to stud bay
- Faceplate unassembled in contractor packs

PRODUCT	DESCRIPTION	MODEL	UNITS/ CASE
Standard Packs			
88106 ¹	Mini Gas Outlet Box, with nails & 1/2" valve for iron pipe	W5700	10
Contractor Pack			
88107 ¹	Mini Gas Outlet Box, with nails & 1/2" valve for iron pipe	W5700CP	10

¹Pre-loaded nail

WELD-ON
IPS CORPORATION

GUY GRAY
IPS CORPORATION

WATER-TITE
IPS CORPORATION

TOUGH PANS
IPS CORPORATION

ROOF TOP BLOX
IPS CORPORATION

TEST-TITE
IPS CORPORATION

AB&A
IPS CORPORATION

STUDOR
IPS CORPORATION

TRUEBRO
IPS CORPORATION

CHRISTY'S
IPS CORPORATION

Round Gas Outlet Box



- Provides a recessed valve installation allowing appliances to be closer to wall
- Three valve options: 1/2" iron pipe, 1/2" CSST tubing and 3/4" iron pipe
- Valves are CSA listed
- Four molded-in flanges enable easy and secure installation
- Round face plate enables easier installation after wallboard is installed
- Flat-sided walls ensure rigid mount against stud bay

PRODUCT	DESCRIPTION	MODEL	UNITS/CASE
87860 ●	Large Round, 1/2" IPS Gas Valve	W5912IP	5
87861 ●	Large Round, 3/4" IPS Gas Valve	W5934IP	5
87862 ●	Large Round, 1/2" Female Gas Valve CSST	W5912CSST	5

WELD-ON
IPS CORPORATION

GUY GRAY
IPS CORPORATION

WATER-TITE
IPS CORPORATION

TOUGH PANS
IPS CORPORATION

ROOF TOP BLOK
IPS CORPORATION

TEST-TITE
IPS CORPORATION

AB&A
IPS CORPORATION

STUDOR
IPS CORPORATION

TRUEBRO
IPS CORPORATION

CHRISTY'S
IPS CORPORATION

MultiBox™ Kitchen Outlet Box

- Valves are IAPMO listed to ASME A112.18.1 / CSA B125.1 and are NSF 61/NSF 372 compliant to lead leaching
- Extra large frame provides three breaklines for custom fit to cabinetry
- Extra large frame provides extra 1" coverage for potential cabinet rough cuts
- Available with three standard qtr.-turn valves or two standard qtr-turn valves and one hammer arrester valve



PRODUCT	DESCRIPTION	MODEL	UNITS/CASE
Standard Pack			
83195	Three 3/8" Outlet Valves, 1/2" Sweat	ASDW1200	10
83196	Three 3/8" Outlet Valves, 1/2" CPVC	ASDW1201	10
83197	Three 3/8" Outlet Valves, 1/2" F1807	ASDW1202	10
83198	Three 3/8" Outlet Valves, 1/2" F1960	ASDW1211	10
83384	Three 3/8" Outlet Valves, 1/2" REHAU EVERLOC+™	ASDW1205	10
Hammer Arrester			
83199	Three 3/8" Outlet Valves, Includes One Integral HA, 1/2" Sweat	ASDW1200HA	10
83206	Three 3/8" Outlet Valves, Includes One Integral HA, 1/2" CPVC	ASDW1201HA	10
83207	Three 3/8" Outlet Valves, Includes One Integral HA, 1/2" F1807	ASDW1202HA	10
83208	Three 3/8" Outlet Valves, Includes One Integral HA, 1/2" F1960	ASDW1211HA	10
83386	Three 3/8" Outlet Valves, Includes One Integral HA, 1/2" REHAU EVERLOC+™	ASDW1205HA	10

Fire-Rated MultiBox™ Kitchen Outlet Box

- Intumescent pad attached to back of outlet box
- Extra large frame provides three breaklines for custom fit to cabinetry
- Extra large frame provides extra 1" coverage for potential cabinet rough cuts
- 1hr & 2hr rated
- Available with three standard qtr.-turn valves or two standard qtr-turn valves and one hammer arrester valve
- ELC Certified
- Valves are IAPMO listed to ASME A112.18.1 / CSA B125.1 and are NSF 61/NSF 372 compliant to lead leaching



PRODUCT	DESCRIPTION	MODEL	UNITS/CASE
Standard Pack			
83310	Three 3/8" Outlet Valves, 1/2" Sweat	FRASDW1200	10
83311	Three 3/8" Outlet Valves, 1/2" CPVC	FRASDW1201	10
83312	Three 3/8" Outlet Valves, 1/2" F1807	FRASDW1202	10
83313	Three 3/8" Outlet Valves, 1/2" F1960	FRASDW1211	10
83338	Three 3/8" Outlet Valves, 1/2" REHAU EVERLOC+™	MBFRAB1205	10
Contractor Packs			
83339	Three 3/8" Outlet Valves, 1/2" REHAU EVERLOC+™	MBFRAB1205CP	10
Hammer Arrester			
83314	Three 3/8" Outlet Valves, Includes One Integral HA, 1/2" Sweat	FRASDW1200HA	10
83315	Three 3/8" Outlet Valves, Includes One Integral HA, 1/2" CPVC	FRASDW1201HA	10
83316	Three 3/8" Outlet Valves, Includes One Integral HA, 1/2" F1807	FRASDW1202HA	10
83317	Three 3/8" Outlet Valves, Includes One Integral HA, 1/2" F1960	FRASDW1211HA	10
83340	Three 3/8" Outlet Valves, Includes One Integral HA, 1/2" REHAU EVERLOC+™	MBFRAB1205HA	10
Hammer Arrester Contractor Packs			
83341	Three 3/8" Outlet Valves, Includes One Integral HA, 1/2" REHAU EVERLOC+™	MBFRAB1205HACP	10

WELD-ON
IPS CORPORATION

GUY GRAY
IPS CORPORATION

WATER-TITE
IPS CORPORATION

TOUGH PANS
IPS CORPORATION

ROOF TOP BLOX
IPS CORPORATION

TEST-TITE
IPS CORPORATION

AB&A
IPS CORPORATION

STUDOR
IPS CORPORATION

TRUEBRO
IPS CORPORATION

CHRISTY'S
IPS CORPORATION

Utility Kitchen Outlet Box with Three Valves



- Valves are IAPMO listed to ASME A112.18.1 / CSA B125.1 and are NSF 61/NSF 372 compliant to lead leaching
- Available with three qtr-turn hammer arrester valves
- Easily and quickly mounts to stud with four integrated

mounting ears

- Top and bottom stabilizer bar slots
- Custom configurations available upon request

PRODUCT	DESCRIPTION	MODEL	UNITS/CASE
82762	Three 3/8" Hammer Arrester Valves, Sweat	15003HA	5
82763	Three 3/8" Hammer Arrester Valves, CPVC	15013HA	5
82764	Three 3/8" Hammer Arrester Valves, F1807	15023HA	5
82765	Three 3/8" Hammer Arrester Valves, F1960	15113HA	5
82760	Utility Box with Solid Frame, No Valves	1500	10
82761	Utility Box with Standard Frame, No Valves	1501	10

Utility Kitchen Outlet Box with Four Valves



- Valves are IAPMO listed to ASME A112.18.1 / CSA B125.1 and are NSF 61/NSF 372 compliant to lead leaching
- Available with four qtr-turn hammer arrester valves
- Easily and quickly mounts to stud with four integrated

mounting ears

- Top and bottom stabilizer bar slots
- Custom configurations available upon request

PRODUCT	DESCRIPTION	MODEL	UNITS/CASE
82766	Four 3/8" Qtr-turn Valves, Sweat	15004	5
82767	Four 3/8" Qtr-turn Valves, CPVC	15014	5
82768	Four 3/8" Qtr-turn Valves, F1807	15024	5
82769	Four 3/8" Qtr-turn Valves, F1960	15114	5
82760	Utility Box, No Valves - Solid Frame	1500	10
82761	Utility Box, No Valves - Standard Frame	1501	10

WELD-ON
IPS CORPORATION

GUY GRAY
IPS CORPORATION

WATER-TITE
IPS CORPORATION

TOUGH PANS
IPS CORPORATION

ROOF TOP BLOK
IPS CORPORATION

TEST-TITE
IPS CORPORATION

AB&A
IPS CORPORATION


STUDOR
IPS CORPORATION

TRUEBRO
IPS CORPORATION

CHRISTY'S
IPS CORPORATION

Water-Tite Faceplates

- Strong, durable replacement faceplates
- Wide frame allows for clean finish
- White to match existing box



PRODUCT	DESCRIPTION	MODEL	UNITS/ CASE
89267	Dual-Drain & Standard WMOB (10-3/16" x 8-13/16")	W7070	1
89277	Wide-Mouth WMOB Faceplate	89277	1
89266	Square Plastic IMOB (8-1/4" x 7-5/16") for 9700-series	W7011	1
89279	Mini Ice Maker and Gas Outlet Box Faceplate	89279	1
89275	Round IMOB Faceplate	89255	1
90266	Angle Stop Box (8" x 9")	7067	1
82945	MultiBox Faceplate Open	MBF1200	10
82946	MultiBox Faceplate Solid	MBF1211	10
82947	MultiBox Faceplate Louvered	MBF1222	10
82974	MultiBox Faceplate, Extra Deep	MBF1233	10

Outlet Box Accessories & Replacement Parts



PRODUCT	DESCRIPTION	MODEL	UNITS/ CASE
88285	Short (4") Washer Box Mounting Flange	7003	1
88290	Long (7-11/16") Washer Box Mounting Flange	7003 A	1
90195	Grommet for WMOB & IMOB Compression Supply	7009	1
89917	Metal Locknut for 1/2" Supply Valves	6240	1
89431	Plastic Locknut for 1/2" CPVC Supply Valves	89431	1
88650	1/4" Cap for Ice Maker Valve, Brass (one cap)	88650	1
88651	3/8" Cap for Angle Stop Valves, Brass (pair)	88651	1
88652	3/4" Cap for Ice Washing Machine Valves, Brass (pair)	88652	1

Gas Outlet Box Valves

- Easy quarter-turn
- CSA listed
- Furnished with end plug for testing of valve
- Also compatible with Guy Gray products



PRODUCT	DESCRIPTION	MODEL	UNITS/ CASE
88311	1/2" Gas Valve Kit for Iron Pipe	88311	1
88312	1/2" Gas Valve Kit for CSST Tubing	88312	1
88313	3/4" Gas Valve Kit for Iron Pipe	203A04	1

Washing Machine Outlet Box Valves



- Brass finish
- Easy quarter-turn
- 3/4" Hose Bibb Connection
- Easy valve replacement for repairs
- Complies with ASME A112.18.1
- Also compatible with Guy Gray products

PRODUCT	DESCRIPTION	MODEL	UNITS/CASE
88400 ●	Qtr-turn Brass Valve, Red Handle, 1/2" Sweat Connection	88400	1
88401 ●	Qtr-turn Brass Valve, Blue Handle, 1/2" Sweat Connection	88401	1
88402 ●	Qtr-turn Brass Valve, Red Handle, 1/2" F1807 Connection	88402	1
88403 ●	Qtr-turn Brass Valve, Blue Handle, 1/2" F1807 Connection	88403	1
88250 ●	Qtr-turn Brass Valve, Red Handle, 1/2" CPVC Connection	88250	1
88251 ●	Qtr-turn Brass Valve, Blue Handle, 1/2" CPVC Connection	88251	1
88406 ●	Qtr-turn Brass Valve, Red Handle, 1/2" F1960 Connection	88406	1
88407 ●	Qtr-turn Brass Valve, Blue Handle, 1/2" F1960 Connection	88407	1
90011 ●	Domestic Adapter Valve (Blue Handle), 1/2" Sweat Connection	6404AVEID	1
90374 ●	Domestic Adapter Valve (Red Handle), 1/2" Sweat Connection	6404AVEIDR	1
88260 ●	Single-lever Valve, 1/2" Sweat Connection	6408	1
88262 ●	Single-lever Valve, 1/2" CPVC Connection	88262	1
88242 ●	Dual Handle Single Lever Valve ONLY, 1/2" Sweat Conn.	HS88242	5
88170 ●	Long Shank Extension Only, 1/2" Sweat Connection	6401A	1

Lead-Free Ice Maker Outlet Box Valves



- Lead-free compliant
- Valves feature white handle and ✓ stamping
- Easy quarter-turn
- Brass finish
- 1/4" compression connection
- Complies with ASME A112.18.1
- Also compatible with Guy Gray products

PRODUCT	DESCRIPTION	MODEL	UNITS/CASE
88416 ●	Lead-free , Qtr-turn Valve, White Handle, 1/2" Sweat Connection	88416	1
88417 ●	Lead-free , Qtr-turn Valve, White Handle, 1/2" F1807 Connection	88417	1
88418 ●	Lead-free , Qtr-turn Valve, White Handle, 1/2" CPVC Connection	88418	1
88419 ●	Lead-free , Qtr-turn Valve, White Handle, 1/2" F1960 Connection	88419	1



Lead Free Ice Maker Outlet Box Hammer Arrester Valves



- Lead-free compliant
- Valves feature white handle and stamping
- Easy quarter-turn
- Brass finish
- 1/4" compression connection
- Complies with ASME A112.18.1
- Also compatible with Guy Gray products

PRODUCT	DESCRIPTION	MODEL	UNITS/ CASE
88366 ●	Lead-free , Qtr-turn Arrester Valve, White Handle, 1/2" Sweat Connection	88366	1
88367 ●	Lead-free , Qtr-turn Arrester Valve, White Handle, 1/2" F1807 Connection	88367	1
88368 ●	Lead-free , Qtr-turn Arrester Valve, White Handle, 1/2" CPVC Connection	88368	1
88369 ●	Lead-free , Qtr-turn Arrester Valve, White Handle, 1/2" F1960 Connection	88369	1

Washing Machine Outlet Box Hammer Arrester Valves



- Brass finish
- Easy quarter-turn
- 3/4" Hose Bibb Connection
- Easy valve replacement for repairs
- Complies with ASSE 1010
- Complies with ASME A112.18.1
- Also compatible with Guy Gray products

PRODUCT	DESCRIPTION	MODEL	UNITS/ CASE
88351 ●	Qtr-turn Arrester Brass Valve, Red Handle, 1/2" Sweat Connection	88351	1
88352 ●	Qtr-turn Arrester Brass Valve, Blue Handle, 1/2" Sweat Connection	88352	1
88353 ●	Qtr-turn Arrester Brass Valve, Red Handle, 1/2" F1807 Connection	88353	1
88354 ●	Qtr-turn Arrester Brass Valve, Blue Handle, 1/2" F1807 Connection	88354	1
88356 ●	Qtr-turn Arrester Brass Valve, Red Handle, 1/2" CPVC Connection	88356	1
88357 ●	Qtr-turn Arrester Brass Valve, Blue Handle, 1/2" CPVC Connection	88357	1
88358 ●	Qtr-turn Arrester Brass Valve, Red Handle, 1/2" F1960 Connection	88358	1
88359 ●	Qtr-turn Arrester Brass Valve, Blue Handle, 1/2" F1960 Connection	88359	1
88269 ●	Single-lever Valve, 1/2" Sweat Connection	88269	1

WELD-ON
IPS CORPORATION

GUY GRAY
IPS CORPORATION

WATER-TITE
IPS CORPORATION

TOUGH PANS
IPS CORPORATION

ROOF TOP BLOX
IPS CORPORATION

TEST-TITE
IPS CORPORATION

AB&A
IPS CORPORATION

STUDOR
IPS CORPORATION

TRUEBRO
IPS CORPORATION

CHRISTY'S
IPS CORPORATION

MultiBox™ System - Washing Machine Outlet Boxes, Single Box



- For top mount water supply
- Integrated mounting flanges - no clips to lose or hassle with
- Top and bottom stabilizer bar slots
- Optional nail slots
- Water softener drain adapter can be used in this configuration (see pg. 93)
- Forged brass qtr-turn valves
- Integrated drain knock outs will not fall down the drain after DWV test
- Anti-rotational valve design
- MultiBox faceplates fit any MultiBox configuration, including fire-rated
- All faceplates fit up to two sheets of 5/8" drywall
- Standard faceplate includes cable tie bosses to secure drain hose



PRODUCT	DESCRIPTION	MODEL	UNITS/CASE
Standard Packs			
82890 ●	Single Box System, 1/2" Sweat	MBS1200	10
82891 ●	Single Box System, 1/2" CPVC	MBS1201	10
82892 ●	Single Box System, 1/2" F1807	MBS1202	10
82893 ●	Single Box System, 1/2" F1960	MBS1211	10
83166 ●	Single Box System, 1/2 REHAU EVERLOC+™	MBS1205	10
Contractor Packs			
82894 ●	Single Box System, 1/2" Sweat	MBS1200CP	10
82895 ●	Single Box System, 1/2" CPVC	MBS1201CP	10
82896 ●	Single Box System, 1/2" F1807	MBS1202CP	10
82897 ●	Single Box System, 1/2" F1960	MBS1211CP	10
82953 ●	Single Box System, Single Lever, 1/2" F1960	MBS1211SLCP	10
83167 ●	Single Box System, 1/2 REHAU EVERLOC+™	MBS1205CP	10
Hammer Arrester Standard Packs			
82898 ●	Single Box System w/Hammer Arresters, 1/2" Sweat	MBS1200HA	10
82899 ●	Single Box System w/Hammer Arresters, 1/2" CPVC	MBS1201HA	10
82900 ●	Single Box System w/Hammer Arresters, 1/2" F1807	MBS1202HA	10
82901 ●	Single Box System w/Hammer Arresters, 1/2" F1960	MBS1211HA	10
83168 ●	Single Box System w/Hammer Arresters, 1/2" REHAU EVERLOC+™	MBS1205HA	10
Hammer Arrester Contractor Packs			
82902 ●	Single Box System w/Hammer Arresters, 1/2" Sweat	MBS1200HACP	10
82903 ●	Single Box System w/Hammer Arresters, 1/2" CPVC	MBS1201HACP	10
82904 ●	Single Box System w/Hammer Arresters, 1/2" F1807	MBS1202HACP	10
82905 ●	Single Box System w/Hammer Arresters, 1/2" F1960	MBS1211HACP	10
83169 ●	Single Box System w/Hammer Arresters, 1/2" REHAU EVERLOC+™	MBS1205HACP	10
House Pack: Washing Machine Outlet Box and Ice Maker Outlet Box Contractor Packs			
82958 ●	Single Box System and Ice Maker Box, F1807	MBSAB1202CP	10
82959 ●	Single Box System and Ice Maker Box, F1960	MBSAB1211CP	10
House Pack: Washing Machine Outlet Box and Ice Maker Outlet Box with Hammer Arrester			
82969 ●	Single Box System and Ice Maker Box, F1807	MBSAB1202HACP	10
82973 ●	Single Box System and Ice Maker Box, F1960	MBSAB1211HACP	10

WELD-ON
IPS CORPORATION

GUY GRAY
IPS CORPORATION

WATER-TITE
IPS CORPORATION

TOUGH PANS
IPS CORPORATION

ROOF TOP BLOK
IPS CORPORATION

TEST-TITE
IPS CORPORATION

AB&A
IPS CORPORATION

STUDOR
IPS CORPORATION

TRUEBRO
IPS CORPORATION

CHRISTY'S
IPS CORPORATION

MultiBox™ System - Washing Machine Outlet Boxes with Auxiliary Drain Boxes



WELD-ON
IPS CORPORATION

GUY GRAY
IPS CORPORATION

WATER-TITE
IPS CORPORATION

TOUGH PANS
IPS CORPORATION

ROOF TOP BLOX
IPS CORPORATION

TEST-TITE
IPS CORPORATION

AB&A
IPS CORPORATION

STUDOR
IPS CORPORATION

TRUEBRO
IPS CORPORATION

CHRISTY'S
IPS CORPORATION



- Integrated mounting flanges - no clips to lose or hassle with
- Top and bottom stabilizer bar slots
- Optional nail slots
- Nine valve knock-outs in box only
- Two drain knock-outs: 2" in standard washing machine drain, optional 1" to pipe valve box to DWV system
- Integrated drain knock outs will not fall down the drain after DWV test
- Anti-rotational valve design
- Forged brass qtr-turn valves
- MultiBox faceplates fit any MultiBox configuration, including fire-rated
- All faceplates fit up to two sheets of 5/8" drywall
- Standard faceplate includes cable tie bosses to secure drain hose

PRODUCT	DESCRIPTION	MODEL	UNITS/ CASE
Standard Packs			
82906 ●	Dual Box System, 1/2" Sweat	MB1200	10
82907 ●	Dual Box System, 1/2" CPVC	MB1201	10
82908 ●	Dual Box System, 1/2" F1807	MB1202	10
82909 ●	Dual Box System, 1/2" F1960	MB1211	10
83172 ●	Dual Box System, 1/2" REHAU EVERLOC+™	MB1205	10
Contractor Packs			
82910 ●	Dual Box System, 1/2" Sweat	MB1200CP	10
82911 ●	Dual Box System, 1/2" CPVC	MB1201CP	10
82912 ●	Dual Box System, 1/2" F1807	MB1202CP	10
82913 ●	Dual Box System, 1/2" F1960	MB1211CP	10
83173 ●	Dual Box System, 1/2" REHAU EVERLOC+™	MB1205CP	10
Hammer Arrester Standard Packs			
82914 ●	Dual Box System w/Hammer Arresters, 1/2" Sweat	MB1200HA	10
82915 ●	Dual Box System w/Hammer Arresters, 1/2" CPVC	MB1201HA	10
82916 ●	Dual Box System w/Hammer Arresters, 1/2" F1807	MB1202HA	10
82917 ●	Dual Box System w/Hammer Arresters, 1/2" F1960	MB1211HA	10
83174	Dual Box System w/Hammer Arresters, 1/2" REHAU EVERLOC+™	MB1205HA	10
Hammer Arrester Contractor Packs			
82918 ●	Dual Box System w/Hammer Arresters, 1/2" Sweat	MB1200HACP	10
82919 ●	Dual Box System w/Hammer Arresters, 1/2" CPVC	MB1201HACP	10
82920 ●	Dual Box System w/Hammer Arresters, 1/2" F1807	MB1202HACP	10
82921 ●	Dual Box System w/Hammer Arresters, 1/2" F1960	MB1211HACP	10
82954 ●	Dual Box System Single Lever w/Hammer Arresters, 1/2" F1960	MB1211SLHACP	10
83175 ●	Dual Box System w/Hammer Arresters, 1/2" REHAU EVERLOC+™	MB1205HACP	10

MultiBox™ System - Washing Machine Outlet Box (Box Only)



- Integrated mounting flanges - no clips to lose or hassle with
- Top and bottom stabilizer bar slots
- Optional nail slots
- Nine valve knock-outs in box only
- Two drain knock-outs: 2" in standard washing machine drain, optional 1" to pipe valve box to DWV system
- Integrated drain knock outs will not fall down the drain after DWV test
- Anti-rotational valve design
- Forged brass qtr-turn valves
- MultiBox faceplates fit any MultiBox configuration, including fire-rated
- All faceplates fit up to two sheets of 5/8" drywall
- Standard faceplate includes cable tie bosses to secure drain hose

PRODUCT	DESCRIPTION	MODEL	UNITS/ CASE
Box Only			
82938 ●	MultiBox Box Only Open Frame	MBS1200DB1	10
82948 ●	MultiBox Box Only Solid Frame	MBS1200DB2	10
82949 ●	MultiBox Box Only Louvered Frame	MBS1200DB3	10
82952 ●	MultiBox Box Only Open Frame, Contractor Pack	MBS1200DB1CP	10

IPS CORPORATION
WELD-ON

IPS CORPORATION
GUY GRAY

IPS CORPORATION
WATER-TITE

IPS CORPORATION
TOUGH PANS

IPS CORPORATION
ROOF TOP BLOK

IPS CORPORATION
TEST-TITE

IPS CORPORATION
AB&A

IPS CORPORATION
STUDOR

IPS CORPORATION
TRUEBRO

IPS CORPORATION
CHRISTY'S

MultiBox™ System - Ice Maker Outlet Box



- Integrated mounting flanges - no clips to lose or hassle with
- Top and bottom stabilizer bar slots
- Optional nail slots
- 2" standard drain, for optional use
- Integrated drain knock outs will not fall down the drain after DWV test
- Anti-rotational valve design
- Forged brass qtr-turn valves
- MultiBox faceplates fit any MultiBox configuration, including fire-rated
- All faceplates fit up to two sheets of 5/8" drywall
- Valves are IAPMO listed to ASME A112.18.1 / CSA B125.1 and are NSF 61/NSF 372 compliant to lead leaching



PRODUCT	DESCRIPTION	MODEL	UNITS/ CASE
Standard Packs			
82922 ●	1/4" Outlet, 1/2" Sweat	AB1200	10
82923 ●	1/4" Outlet, 1/2" CPVC	AB1201	10
82924 ●	1/4" Outlet, 1/2" F1807	AB1202	10
82925 ●	1/4" Outlet, 1/2" F1960	AB1211	10
83378 ●	1/4" Outlet, 1/2" REHAU EVERLOC+™	AB1205	10
Contractor Packs			
82926 ●	1/4" Outlet, 1/2" Sweat	AB1200CP	10
82927 ●	1/4" Outlet, 1/2" CPVC	AB1201CP	10
82928 ●	1/4" Outlet, 1/2" F1807	AB1202CP	10
82929 ●	1/4" Outlet, 1/2" F1960	AB1211CP	10
83379 ●	1/4" Outlet, 1/2" REHAU EVERLOC+™	AB1205CP	10
Hammer Arrester Standard Packs			
82930 ●	1/4" Outlet w/Hammer Arrester, 1/2" Sweat	AB1200HA	10
82931 ●	1/4" Outlet w/Hammer Arrester, 1/2" CPVC	AB1201HA	10
82932 ●	1/4" Outlet w/Hammer Arrester, 1/2" F1807	AB1202HA	10
82933 ●	1/4" Outlet w/Hammer Arrester, 1/2" F1960	AB1211HA	10
83380 ●	1/4" Outlet w/Hammer Arrester, 1/2" REHAU EVERLOC+™	AB1205HA	10
Hammer Arrester Contractor Packs			
82934 ●	1/4" Outlet w/Hammer Arrester, 1/2" Sweat	AB1200HACP	10
82935 ●	1/4" Outlet w/Hammer Arrester, 1/2" CPVC	AB1201HACP	10
82936 ●	1/4" Outlet w/Hammer Arrester, 1/2" F1807	AB1202HACP	10
82937 ●	1/4" Outlet w/Hammer Arrester, 1/2" F1960	AB1211HACP	10
83381 ●	1/4" Outlet w/Hammer Arrester, 1/2" REHAU EVERLOC+™	AB1205HACP	10

WELD-ON
IPS CORPORATION

GUY GRAY
IPS CORPORATION

WATER-TITE
IPS CORPORATION

TOUGH PANS
IPS CORPORATION

ROOF TOP BLOX
IPS CORPORATION

TEST-TITE
IPS CORPORATION

AB&A
IPS CORPORATION

STUDOR
IPS CORPORATION

TRUEBRO
IPS CORPORATION

CHRISTY'S
IPS CORPORATION

MultiBox™ System - Specialty Outlet Boxes



- Integrated mounting flanges - no clips to lose or hassle with
- Top and bottom stabilizer bar slots
- Optional nail slots
- Extra large faceplate comes standard with kitchen boxes providing breaklines for custom fit to cabinetry and an extra 1" coverage for potential rough cuts
- MultiBox faceplates fit any MultiBox configuration, including fire-rated
- Anti-rotational valve design
- All faceplates fit up to two sheets of 5/8" drywall
- MultiBox Dishwasher/Commercial Ice Maker boxes can be inverted to utilize the 2" drain
- Standard and deep faceplates include cable tie bosses to secure drain hose
- Valves are IAPMO listed to ASME A112.18.1 / CSA B125.1 and are NSF 61/NSF 372 compliant to lead leaching
- Forged brass qtr-turn valves
- MultiBox Dishwasher/Commercial Ice Maker boxes can be inverted to utilize the 2" drain

PRODUCT	DESCRIPTION	MODEL	UNITS/CASE
Angle Stop Boxes			
83187 ●	Two 3/8" Outlet Valves, 1/2" Sweat	AS1200	10
83188 ●	Two 3/8" Outlet Valves, 1/2" CPVC	AS1201	10
83189 ●	Two 3/8" Outlet Valves, 1/2" F1807	AS1202	10
83190 ●	Two 3/8" Outlet Valves, 1/2" F1960	AS1211	10
Dishwasher/Commercial Ice Maker Outlet Boxes			
83191 ●	3/8" Outlet Valve w/ Hammer Arrester, 1/2" Sweat	DW1200HA	10
83192 ●	3/8" Outlet Valve w/ Hammer Arrester, 1/2" CPVC	DW1201HA	10
83193 ●	3/8" Outlet Valve w/ Hammer Arrester, 1/2" F1807	DW1202HA	10
83194 ●	3/8" Outlet Valve w/ Hammer Arrester, 1/2" F1960	DW1211HA	10

WELD-ON
IPS CORPORATION

GUY GRAY
IPS CORPORATION

WATER-TITE
IPS CORPORATION

TOUGH PANS
IPS CORPORATION

ROOF TOP BLOK
IPS CORPORATION

TEST-TITE
IPS CORPORATION

AB&A
IPS CORPORATION

STUDOR
IPS CORPORATION

TRUEBRO
IPS CORPORATION

CHRISTY'S
IPS CORPORATION

MultiBox™ System - Specialty Outlet Boxes



WELD-ON
IPS CORPORATION

GUY GRAY
IPS CORPORATION

WATER-TITE
IPS CORPORATION

TOUGH PANS.
IPS CORPORATION

ROOF TOP BLOX
IPS CORPORATION

TEST-TITE
IPS CORPORATION

AB&A
IPS CORPORATION

STUDOR
IPS CORPORATION

TRUEBRO
IPS CORPORATION

CHRISTY'S
IPS CORPORATION



- Integrated mounting flanges - no clips to lose or hassle with
- Top and bottom stabilizer bar slots
- Optional nail slots
- MultiBox faceplates fit any MultiBox configuration, including fire-rated
- Anti-rotational valve design
- All faceplates fit up to two sheets of 5/8" drywall
- Standard faceplate includes cable tie bosses to secure drain hose
- Valves are IAPMO listed to ASME A112.18.1 / CSA B125.1 and are NSF 61/NSF 372 compliant to lead leaching
- Forged brass qtr-turn valves



PRODUCT	DESCRIPTION	MODEL	UNITS/ CASE
Toilet Connection Boxes			
83183 ●	3/8" Outlet Valve, 1/2" Sweat	TC1200	10
83184 ●	3/8" Outlet Valve, 1/2" CPVC	TC1201	10
83185 ●	3/8" Outlet Valve, 1/2" F1807	TC1202	10
83186 ●	3/8" Outlet Valve, 1/2" F1960	TC1211	10
Gas Outlet Boxes			
82940 ●	1/2" Gas Valve	MBG1212IP	10
82941 ●	1/2" Gas Valve	MBG1212CSST	10
82942 ●	3/4" Gas Valve	MBG1234IP	10
Studor® Air Admittance Valve Box Kit			
82939 ●	Aux. Drain Box, Redi-Vent, Louvered Frame	MBS1200AAV	10

Auxiliary Drain Adapter



- Snaps into drain box
- Provides a 1" air gap and can be used with the washing machine drain hose
- Can accommodate up to three auxiliary drain lines from low volume appliances

PRODUCT	DESCRIPTION	MODEL	UNITS/CASE
82943	MultiBox Aux Drain Adapter	MB1250AD	10

Water Softener Drain Adapter



- Contains integral pipe retainer
- Provides a 1" air gap and can be used with the washing machine drain hose
- Can accommodate one drain line up to 7GPM

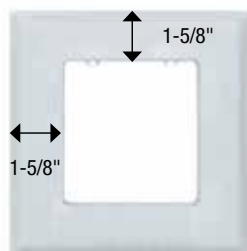
PRODUCT	DESCRIPTION	MODEL	UNITS/CASE
82944	MultiBox Water Softener Drain	MB1250WS	10

MultiBox™ System - Faceplates



- Available in standard, louvered and solid
- All faceplates fit any MultiBox configuration including fire-rated
- All faceplates fit up to two sheets of 5/8" drywall
- Standard faceplate includes cable tie bosses to secure drain hose
- Standard frame available in an extra deep option
- Extra deep faceplate comes standard with kitchen boxes
- Separate adapter not required for 2-hour fire wall

PRODUCT	DESCRIPTION	MODEL	UNITS/CASE
Faceplates Only			
82945	MultiBox Faceplate Open	MBF1200	10
82946	MultiBox Faceplate Solid	MBF1211	10
82947	MultiBox Faceplate Louvered	MBF1222	10
82974	MultiBox Faceplate, Extra Deep	MBF1233	10



WELD-ON
IPS CORPORATION

GUY GRAY
IPS CORPORATION

WATER-TITE
IPS CORPORATION

TOUGH PANS
IPS CORPORATION

ROOF TOP BLOC
IPS CORPORATION

TEST-TITE
IPS CORPORATION

ABA
IPS CORPORATION

STUDOR
IPS CORPORATION

TRUEBRO
IPS CORPORATION

CHRISTY'S
IPS CORPORATION

MultiBox™ System - Fire-Rated Washing Machine Outlet Boxes



WELD-ON
IPS CORPORATION

GUY GRAY
IPS CORPORATION

WATER-TITE
IPS CORPORATION

TOUGH PANS.
IPS CORPORATION

ROOF TOP BLOX
IPS CORPORATION

TEST-TITE
IPS CORPORATION

AB&A
IPS CORPORATION

STUDOR
IPS CORPORATION

TRUEBRO
IPS CORPORATION

CHRISTY'S
IPS CORPORATION



- Intumescent pad attached to back of outlet box
- 1hr & 2hr rated
- ELC Certified
- For top mount water supply
- Integrated mounting flanges - no clips to lose or hassle with
- Top and bottom stabilizer bar slots
- Optional nail slots
- Water softener drain adapter can be used in this configuration (see pg. 93)
- Integrated drain knock outs will not fall down the drain after DWV test
- Anti-rotational valve design
- Forged brass qtr-turn valves
- MultiBox faceplates fit any MultiBox configuration, including fire-rated
- All faceplates fit up to two sheets of 5/8" drywall
- Standard faceplate includes cable tie bosses to secure drain hose

PRODUCT	DESCRIPTION	MODEL	UNITS/ CASE
Standard Packs			
83036 ●	Single Box System, 1/2" Sweat	MBFRS1200	10
83037 ●	Single Box System, 1/2" CPVC	MBFRS1201	10
83038 ●	Single Box System, 1/2" F1807	MBFRS1202	10
83039 ●	Single Box System, 1/2" F1960	MBFRS1211	10
83326 ●	Single Box System, 1/2" REHAU EVERLOC+™	MBFRS1205	10
Contractor Packs			
83040 ●	Single Box System, 1/2" Sweat	MBFRS1200CP	10
83041 ●	Single Box System, 1/2" CPVC	MBFRS1201CP	10
83042 ●	Single Box System, 1/2" F1807	MBFRS1202CP	10
83043 ●	Single Box System, 1/2" F1960	MBFRS1211CP	10
83327 ●	Single Box System, 1/2" REHAU EVERLOC+™	MBFRS1205CP	10
Hammer Arrester Standard Packs			
83044 ●	Single Box System w/Hammer Arresters, 1/2" Sweat	MBFRS1200HA	10
83045 ●	Single Box System w/Hammer Arresters, 1/2" CPVC	MBFRS1201HA	10
83046 ●	Single Box System w/Hammer Arresters, 1/2" F1807	MBFRS1202HA	10
83047 ●	Single Box System w/Hammer Arresters, 1/2" F1960	MBFRS1211HA	10
83328 ●	Single Box System w/Hammer Arresters, 1/2" REHAU EVERLOC+™	MBFRS1205HA	10
Hammer Arrester Contractor Packs			
83048 ●	Single Box System w/Hammer Arresters, 1/2" Sweat	MBFRS1200HACP	10
83049 ●	Single Box System w/Hammer Arresters, 1/2" CPVC	MBFRS1201HACP	10
83050 ●	Single Box System w/Hammer Arresters, 1/2" F1807	MBFRS1202HACP	10
83051 ●	FSingle Box System w/Hammer Arresters, 1/2" F1960	MBFRS1211HACP	10
83329 ●	Single Box System w/Hammer Arresters, 1/2" REHAU EVERLOC+™	MBFRS1205HACP	10

MultiBox™ System - Fire-Rated Washing Machine Outlet Boxes with Auxiliary Drain Boxes



- Intumescent pad attached to back of each outlet box
- 1hr & 2hr rated
- ELC Certified
- Integrated mounting flanges - no clips to lose or hassle with
- Top and bottom stabilizer bar slots
- Optional nail slots
- Nine valve knock-outs in box only
- Two drain knock-outs: 2" in standard washing machine drain, optional 1" to pipe valve box to DWV system
- Integrated drain knock outs will not fall down the drain after DWV test
- Anti-rotational valve design
- Forged brass qtr-turn valves
- MultiBox faceplates fit any MultiBox configuration, including fire-rated
- All faceplates fit up to two sheets of 5/8" drywall
- Standard faceplate



PRODUCT	DESCRIPTION	MODEL	UNITS/ CASE
Standard Packs			
83052 ●	Dual Box System, 1/2" Sweat	MBFR1200	10
83053 ●	Dual Box System, 1/2" CPVC	MBFR1201	10
83054 ●	Dual Box System, 1/2" F1807	MBFR1202	10
83055 ●	Dual Box System, 1/2" F1960	MBFR1211	10
83332 ●	Dual Box System, 1/2" REHAU EVERLOC+™	MBFR1205	10
Contractor Packs			
83056 ●	Dual Box System, 1/2" Sweat	MBFR1200CP	10
83057 ●	Dual Box System, 1/2" CPVC	MBFR1201CP	10
83058 ●	Dual Box System, 1/2" F1807	MBFR1202CP	10
83059 ●	Dual Box System, 1/2" F1960	MBFR1211CP	10
83321 ●	Dual Box System, Single Lever 1/2" F1960	MBFR1211SLCP	10
83333 ●	Dual Box System, 1/2" REHAU EVERLOC+™	MBFR1205CP	10
Hammer Arrestor Standard Packs			
83060 ●	Dual Box System w/Hammer Arresters, 1/2" Sweat	MBFR1200HA	10
83061 ●	Dual Box System w/Hammer Arresters, 1/2" CPVC	MBFR1201HA	10
83062 ●	Dual Box System w/Hammer Arresters, 1/2" F1807	MBFR1202HA	10
83063 ●	Dual Box System w/Hammer Arresters, 1/2" F1960	MBFR1211HA	10
83334 ●	FR MultiBox WMOB REHAU EVERLOC+™	MBFR1205HA	10
Hammer Arrestor Contractor Packs			
83064 ●	Dual Box System w/Hammer Arresters, 1/2" Sweat	MBFR1200HACP	10
83065 ●	Dual Box System w/Hammer Arresters, 1/2" CPVC	MBFR1201HACP	10
83066 ●	Dual Box System w/Hammer Arresters, 1/2" F1807	MBFR1202HACP	10
83067 ●	Dual Box System w/Hammer Arresters, 1/2" F1960	MBFR1211HACP	10
83325 ●	Dual Box System w/Hammer Arresters, Single Lever 1/2" F1960	MBFR1211SLHACP	10
83335 ●	Dual Box System w/Hammer Arresters, Single Lever 1/2" REHAU EVERLOC+™	MBFR1205HACP	10
FR Auxiliary Drain Box Only			
83068 ●	Drain Box Only, Open Frame	MBFRS1200DB1	10
83086 ●	Drain Box Only, Solid Frame	MBFRS1200DB2	10
83087 ●	Drain Box Only, Louvered Frame	MBFRS1200DB3	10

WELD-ON
IPS CORPORATION

GUY GRAY
IPS CORPORATION

WATER-TITE
IPS CORPORATION

TOUGH PANS
IPS CORPORATION

ROOF TOP BLOX
IPS CORPORATION

TEST-TITE
IPS CORPORATION

AB&A
IPS CORPORATION

STUDOR
IPS CORPORATION

TRUEBRO
IPS CORPORATION

CHRISTY'S
IPS CORPORATION

MultiBox™ System - Fire-Rated Ice Maker Outlet Box



WELD-ON
IPS CORPORATION

GUY GRAY
IPS CORPORATION

WATER-TITE
IPS CORPORATION

TOUGH PANS
IPS CORPORATION

ROOF TOP BLOX
IPS CORPORATION

TEST-TITE
IPS CORPORATION

AB&A
IPS CORPORATION

STUDOR
IPS CORPORATION

TRUEBRO
IPS CORPORATION

CHRISTY'S
IPS CORPORATION



- Intumescent pad attached to back of outlet box
- 1hr & 2hr rated
- ELC Certified
- Integrated mounting flanges - no clips to lose or hassle with
- Top and bottom stabilizer bar slots
- Optional nail slots
- 2" standard drain, for optional use
- Integrated drain knock outs will not fall down the drain after DWV test
- Anti-rotational valve design
- Forged brass qtr-turn valves
- MultiBox faceplates fit any Multibox configuration, including fire-rated
- All faceplates fit up to two sheets of 5/8" drywall
- Valves are IAPMO listed to ASME A112.18.1 / CSA B125.1 and are NSF 61/NSF 372 compliant to lead leaching



PRODUCT	DESCRIPTION	MODEL	UNITS/ CASE
83069 ●	1/4" Outlet, 1/2" Sweat	MBFRAB1200	10
83070 ●	1/4" Outlet, 1/2" CPVC	MBFRAB1201	10
83071 ●	1/4" Outlet, 1/2" F1807	MBFRAB1202	10
83072 ●	1/4" Outlet, 1/2" F1960	MBFRAB1211	10

Contractor Packs

83073 ●	1/4" Outlet, 1/2" Sweat	MBFRAB1200CP	10
83074 ●	1/4" Outlet, 1/2" CPVC	MBFRAB1201CP	10
83075 ●	1/4" Outlet, 1/2" F1807	MBFRAB1202CP	10
83076 ●	1/4" Outlet, 1/2" F1960	MBFRAB1211CP	10

Hammer Arrester Standard Packs

83077 ●	1/4" Outlet w/ Hammer Arrester, 1/2" Sweat	MBFRAB1200HA	10
83078 ●	1/4" Outlet w/ Hammer Arrester, 1/2" CPVC	MBFRAB1201HA	10
83079 ●	1/4" Outlet w/ Hammer Arrester, 1/2" F1807	MBFRAB1202HA	10
83080 ●	1/4" Outlet w/ Hammer Arrester, 1/2" F1960	MBFRAB1211HA	10

Hammer Arrester Contractor Packs

83081 ●	1/4" Outlet w/ Hammer Arrester, 1/2" Sweat	MBFRAB1200HACP	10
83082 ●	1/4" Outlet w/ Hammer Arrester, 1/2" CPVC	MBFRAB1201HACP	10
83083 ●	1/4" Outlet w/ Hammer Arrester, 1/2" F1807	MBFRAB1202HACP	10
83084 ●	1/4" Outlet w/ Hammer Arrester, 1/2" F1960	MBFRAB1211HACP	10

MultiBox™ System - Fire-Rated Specialty Outlet Boxes



- Intumescent pad attached to back of outlet box
- 1hr & 2hr rated
- ELC Certified
- Integrated mounting flanges - no clips to lose or hassle with
- Top and bottom stabilizer bar slots
- Optional nail slots
- Extra large faceplate comes standard with kitchen boxes providing breaklines for custom fit to cabinetry and an extra 1" coverage for potential rough cuts
- Forged brass qtr-turn valves
- Anti-rotational valve design
- MultiBox faceplates fit any MultiBox configuration, including fire-rated
- All faceplates fit up to two sheets of 5/8" drywall
- Standard and deep faceplates include cable tie bosses to secure drain hose
- Valves comply with the requirements of NSF 61-G and the "Reduction of Lead in Drinking Water Act"
- (Federal Public Law 111-380)
- MultiBox Dishwasher/Commercial Ice Maker boxes can be inverted to utilize the 2" drain



PRODUCT	DESCRIPTION	MODEL	UNITS/CASE
FR Angle Stop Boxes			
83092 ●	Two 3/8" Outlet Valves, 1/2" Sweat	FRAS1200	10
83093 ●	Two 3/8" Outlet Valves, 1/2" CPVC	FRAS1201	10
83094 ●	Two 3/8" Outlet Valves, 1/2" F1807	FRAS1202	10
83095 ●	Two 3/8" Outlet Valves, 1/2" F1960	FRAS1211	10
FR Dishwasher/Commercial Ice Maker Outlet Boxes with Hammer Arrester			
83096 ●	3/8" Outlet Valve w/ Hammer Arrester, 1/2" Sweat	FRDW1200HA	10
83097 ●	3/8" Outlet Valve w/ Hammer Arrester, 1/2" CPVC	FRDW1201HA	10
83098 ●	3/8" Outlet Valve w/ Hammer Arrester, 1/2" F1807	FRDW1202HA	10
83099 ●	3/8" Outlet Valve w/ Hammer Arrester, 1/2" F1960	FRDW1211HA	10



MultiBox™ System - Fire-Rated Specialty Outlet Boxes



WELD-ON
IPS CORPORATION

GUY GRAY
IPS CORPORATION

WATER-TITE
IPS CORPORATION

TOUGH PANS.
IPS CORPORATION

ROOF TOP BLOX
IPS CORPORATION

TEST-TITE
IPS CORPORATION

AB&A
IPS CORPORATION

STUDOR
IPS CORPORATION

TRUEBRO
IPS CORPORATION

CHRISTY'S
IPS CORPORATION



- Intumescent pad attached to back of outlet box
- 1hr & 2hr rated
- ELC Certified
- Integrated mounting flanges - no clips to lose or hassle with
- Top and bottom stabilizer bar slots
- Optional nail slots
- Extra large faceplate comes standard with kitchen boxes providing breaklines for custom fit to cabinetry and an extra 1" coverage for potential rough cuts
- Forged brass qtr-turn valves
- Anti-rotational valve design
- MultiBox faceplates fit any MultiBox configuration, including fire-rated
- All faceplates fit up to two sheets of 5/8" drywall
- Standard faceplate includes cable tie bosses to secure drain hose
- Valves are IAPMO listed to ASME A112.18.1 / CSA B125.1 and are NSF 61/NSF 372 compliant to lead leaching



PRODUCT	DESCRIPTION	MODEL	UNITS/ CASE
FR Toilet Connection Boxes			
83088 ●	3/8" Outlet Valves, 1/2" Sweat	FRTC1200	10
83089 ●	3/8" Outlet Valves, 1/2" CPVC	FRTC1201	10
83090 ●	3/8" Outlet Valves, 1/2" F1807	FRTC1202	10
83091 ●	3/8" Outlet Valves, 1/2" F1960	FRTC1211	10



FR Gas Outlet Boxes			
83347 ●	1/2" Gas Valve	FRMBG1212IP	10
83348 ●	1/2" Gas Valve	FRMBG1212CSST	10
83349 ●	3/4" Gas Valve	FRMBG1234IP	10



FR Studor® Air Admittance Valve Box Kit			
83085 ●	Aux. Drain Box, Redi-Vent, Louvered Frame	MBFRS1200AAV	10

Hammer Arresters



Ignoring water hammer can lead to costly damage within any plumbing system. Water-Tite "AA" Single Fixture Shock-Buster™ Hammer Arresters are the solution to eliminating water hammer in residential and light commercial supply lines. All our Hammer Arresters are manufactured to the highest standards that our customers have come to expect. Shock-Buster Hammer Arresters contain all the necessary approvals to pass code inspection in any territory. "AA" Hammer Arresters must be installed as close to the valve as possible; recommended to be no more than 6' from the valve being protected.

- "AA" single fixture size
- Guaranteed for the lifespan of the plumbing system
- UPC listed
- ASSE Certified to ANSI/ASSE 1010-2004 standard
- Approved for sealed wall installations with no access panel required
- May be installed at any angle
- Conforms to IPC Code



PRODUCT	DESCRIPTION	MODEL	UNITS/CASE
86600 ●	3/4" x 3/4" Arrester For Washing Machine	86600	25
86601 ●	1/2" Male Sweat Arrester	86601	50
86590 ●	1/2" MIP Connection Arrester (Lead-free)	86590	50
86603 ●	3/4" Male Sweat Arrester	86603	50
86604 ●	1/2" CPVC Socket Arrester	86604	50
86624 ●	1/2" CPVC Male Inlet Arrester	86624	50
86592 ●	1/4" x 1/4" Compression Tee Arrester (Lead-free)	86592	25
86593 ●	3/8" x 3/8" Compression Tee Arrester (Lead-free)	86593	25
86595 ●	3/8" x 3/8" Reverse Nut Tee Arrester (Lead-free)	86595	25
86596 ●	5/8" x 5/8" Reverse Nut Tee Arrester (Lead-free)	86596	25
86597 ●	3/8" x 3/8" F1807 Barb Tee Arrester (Lead-free)	86597	25
86598 ●	1/2" x 1/2" F1807 Barb Tee Arrester (Lead-free)	86598	25
86621 ●	1/2" F1807 Barb Arrester	86621	50
86599 ●	1/2" x 1/2" F1960 Tee Arrester (Lead-free)	86599	25

WELD-ON
IPS CORPORATION

GUY GRAY
IPS CORPORATION

WATER-TITE
IPS CORPORATION

TOUGH PANS
IPS CORPORATION

ROOF TOP BLOK
IPS CORPORATION

TEST-TITE
IPS CORPORATION

AB&A
IPS CORPORATION

STUDOR
IPS CORPORATION

TRUEBRO
IPS CORPORATION

CHRISTY'S
IPS CORPORATION

Techno Flange® Closet Flanges



- One-piece knockout will not fall down drain line
- Knockout breaks out in one piece
- Inset test cap cannot be damaged by construction equipment
- Beveled hub design allows easier insertion into 4" foam core pipe
- Available with stainless steel or powder-coated adjustable ring
- FLUSH-TITE design allows flush installation inside 4" pipe
- Fits 3" or 4" Sch. 40 DWV pipe
- Patent 7,055,184 B2



PRODUCT	DESCRIPTION	MODEL	UNITS/CASE
86132 ●	Standard Pattern w/Techno Knockout for 3" or 4" PVC Pipe	4830TFK	40
86137 ●	Standard Pattern w/Techno Knockout for 3" or 4" ABS Pipe	5830TFK	40

Flush•Tite Closet Flanges



- Solvent weld installation only
- For over 3" or inside 4" Sch. 40 DWV pipe
- Available for 4" hub fit
- Available in standard or long pattern, with or without pipe stop
- Also available for inside 3" pipe

PRODUCT	DESCRIPTION	MODEL	UNITS/CASE
Standard Packs			
86150 ●	Standard Pattern w/o Knockout for PVC Pipe, w/o Pipe Stop	48302	40
86155 ●	Standard Pattern w/o Knockout for ABS Pipe, w/o Pipe Stop	58302	40
86151	Long Pattern w/o Knockout for PVC Pipe, w/o Pipe Stop	4830LP	40
86140 ●	Long Pattern w/o Knockout for PVC Pipe, with Pipe Stop	4830	40
86145 ●	Long Pattern w/o Knockout for ABS Pipe, with Pipe Stop	5830	40
86149	Fits Inside 3" Sch. 40 DWV PVC Pipe, w/o Knockout	48301	20
86160	Fits Inside 3" Sch. 40 DWV ABS Pipe, w/o Knockout	58301	20
86130 ●	Standard Pattern with Knockout for PVC Pipe	4830KO	40
86135 ●	Standard Pattern with Knockout for ABS Pipe	5830KO	40
86131	Long Pattern with Knockout for PVC Pipe	4830LPK	40
86126	Fits Over 4" Sch. 40 DWV PVC Pipe, w/o Knockout	4824	20
86127	Fits Over 4" Sch. 40 DWV ABS Pipe, w/o Knockout	5824	20
86128	Fits Over 4" Sch. 40 DWV PVC Pipe, With Knockout	4824KO	20
86129	Fits Over 4" Sch. 40 DWV ABS Pipe, With Knockout	5824KO	20

WELD-ON
IPS CORPORATION

GUY GRAY
IPS CORPORATION

WATER-TITE
IPS CORPORATION

TOUGH PANS
IPS CORPORATION

ROOF TOP BLOX
IPS CORPORATION

TEST-TITE
IPS CORPORATION

AB&A
IPS CORPORATION

STUDOR
IPS CORPORATION

TRUEBRO
IPS CORPORATION

CHRISTY'S
IPS CORPORATION

Techno Flange® Closet Flanges with Metal Adjustable Ring



WELD-ON
IPS CORPORATION

GUY GRAY
IPS CORPORATION

WATER-TITE
IPS CORPORATION

TOUGH PANS
IPS CORPORATION

ROOF TOP BLOX
IPS CORPORATION

TEST-TITE
IPS CORPORATION

AB&A
IPS CORPORATION

STUDOR
IPS CORPORATION

TRUEBRO
IPS CORPORATION

CHRISTY'S
IPS CORPORATION



- One-piece knockout will not fall down drain line
- Knockout breaks out in one piece
- Inset test cap cannot be damaged by construction equipment
- Beveled hub design allows easier insertion into 4" foam core pipe
- Available with stainless steel or powder-coated adjustable ring
- Flush•Tite design allows flush installation inside 4" pipe
- Fits 3" or 4" Sch. 40 DWV pipe
- Patent 7,055,184 B3



PRODUCT	DESCRIPTION	MODEL	UNITS/ CASE
86173 ●	With Techno Knockout for 3" or 4" PVC Pipe	4830ATF	40
86177 ●	With Techno Knockout for 3" or 4" PVC Pipe/SS Ring	4830ASTF	40
86178 ●	With Techno Knockout for 3" or 4" ABS Pipe/SS Ring	5830ASTF	40

Flush•Tite Closet Flanges with Metal Adjustable Ring



- Metal adjustable ring allows for easy alignment of bolts and screws
- For over 3" or inside 4" Sch. 40 DWV pipe
- Available in standard or long pattern, with or without pipe stop
- Also available for 4" hub fit

PRODUCT	DESCRIPTION	MODEL	UNITS/ CASE
86166 ●	Without Knockout for 3" or 4" PVC Pipe, w/o Pipe Stop	4830A2	40
86175 ●	Without Knockout for 3" or 4" ABS Pipe, w/o Pipe Stop	5830A2	40
86179 ●	With Stainless Steel Ring, 3" or 4" PVC, w/o Pipe Stop	4830AS2	40
86182 ●	With Stainless Steel Ring, 3" or 4" ABS, w/o Pipe Stop	5830AS2	40
86165 ●	With Knockout for 3" or 4" PVC Pipe	4830A	40
86170 ●	With Knockout for 3" or 4" ABS Pipe	5830A	40
86141 ●	Fits Over 4" Sch. 40 DWV PVC Pipe, w/o Knockout	4824A	20
86142 ●	Fits Over 4" Sch. 40 DWV ABS Pipe, w/o Knockout	5824A	20

Offset Closet Flange



- 1-1/2" offset from center
- All plastic

PRODUCT	DESCRIPTION	MODEL	UNITS/ CASE
Standard Packs			
86180 ●	For 3" or 4" PVC Pipe	4831	20
86185 ●	For 3" or 4" ABS Pipe	5831	20

Offset Closet Flange with Metal Ring



- Adjustable ring allows for easy alignment of bolts and screws
- Full 3" flow allows for a clog-free opening
- Fits 3" or 4" PVC and ABS DWV Pipe
- 1.5" offset allows for margin of error for pipe flange alignment



PRODUCT	DESCRIPTION	MODEL	UNITS/CASE
With Adjustable Stainless Steel Ring			
86181 ●	3" x 4" PVC Offset Closet Flange with Stainless Steel Ring	4831M	20
86186 ●	3" x 4" ABS Offset Closet Flange with Stainless Steel Ring	5831M	20
With Adjustable Stainless Steel Ring and Knockout			
86245 ● NEW	3" x 4" PVC Offset Closet Flange with Stainless Steel Ring & Knockout	4831 MKO	20
86246 ● NEW	3" x 4" ABS Offset Closet Flange with Stainless Steel Ring & Knockout	5831 MKO	20
With Powder Coated Steel Ring			
86247 ● NEW	3" x 4" PVC Offset Closet Flange with Powder Coated Steel Ring	4831A	20
86248 ● NEW	3" x 4" ABS Offset Closet Flange with Powder Coated Steel Ring	5831A	20

45° Closet Flange



- Allows for plumbing in tight areas
- Available as all plastic or with stainless steel adjustable ring
- Available with or without knockout



PRODUCT	DESCRIPTION	MODEL	UNITS/CASE
86196 ●	45° PVC Closet Flange w/ Plastic Adjustable Ring	4845P	20
86197 ●	45° ABS Closet Flange w/ Plastic Adjustable Ring	5845P	20
86198 ●	45° PVC Closet Flange w/ S. S. Adjustable Ring	4845S	20
86199 ●	45° ABS Closet Flange w/ S. S. Adjustable Ring	5845S	20
86201 ●	45° PVC Closet Flange w/ Plastic Adjustable Ring/KO	4845PKO	20
86203 ●	45° PVC Closet Flange w/ S. S. Adjustable Ring/KO	4845SKO	20

Long Closet Flange

- Allows for plumbing in tight areas
- Available with stainless steel ring
- Available without knockout
- 3" Spigot (Fits Inside 3" Hub)



PRODUCT	DESCRIPTION	MODEL	UNITS/CASE
86147	Long Closet Flange – PVC	4846S	10
86148	Long Closet Flange – ABS	5846S	10

WELD-ON
IPS CORPORATION

GUY GRAY
IPS CORPORATION

WATER-TITE
IPS CORPORATION

TOUGH PANS
IPS CORPORATION

ROOF TOP BLOX
IPS CORPORATION

TEST-TITE
IPS CORPORATION

AB&A
IPS CORPORATION

STUDOR
IPS CORPORATION

TRUEBRO
IPS CORPORATION

CHRISTY'S
IPS CORPORATION

Push 'N Repair® Closet Flange



- One-piece construction / gasket permanently attached to hub of flange
- Seals the entire length of the tailpiece extension
- Can be cut to desired length
- Available in PVC or ABS
- No bolts to tighten
- Full 3" of flow, no obstructions of bolts
- Easy push-in installation
- Pre-lubricated gasket
- Fits 4" PVC, DWV, No-hub-service weight & extra heavy cast iron

PRODUCT	DESCRIPTION	MODEL	UNITS/ CASE
86191	3" PVC Push N' Repair Closet Flange	4843	5
86192	3" ABS Push N' Repair Closet Flange	5843	5
86193	4" PVC Push N' Repair Closet Flange	4844	5
86194	4" ABS Push N' Repair Closet Flange	5844	5

Stainless Steel Extension Ring



- Stainless Steel will not rust
- Use multiple rings to adjust height

PRODUCT	DESCRIPTION	MODEL	UNITS/ CASE
86187	Stainless Steel Ring Only	86187	20

WELD-ON
IPS CORPORATION

GUY GRAY
IPS CORPORATION

WATER-TITE
IPS CORPORATION

TOUGH PANS
IPS CORPORATION

ROOF TOP BLOK
IPS CORPORATION

TEST-TITE
IPS CORPORATION

AB&A
IPS CORPORATION

STUDOR
IPS CORPORATION

TRUEBRO
IPS CORPORATION

CHRISTY'S
IPS CORPORATION

WELD-ON
IPS CORPORATION

GUY GRAY
IPS CORPORATION

WATER-TITE
IPS CORPORATION

TOUGH PANS.
IPS CORPORATION

ROOF TOP BLOX
IPS CORPORATION

TEST-TITE
IPS CORPORATION

AB&A
IPS CORPORATION

STUDOR
IPS CORPORATION

TRUEBRO
IPS CORPORATION

CHRISTY'S
IPS CORPORATION

Closet Flange Extension Rings



- Builds up existing closet flange when new flooring leaves it below grade for proper seal
- At 1/4" thick, multiples may be stacked to desired height
- 1 pair per header sleeve

PRODUCT	DESCRIPTION	MODEL	UNITS/CASE
86208	Pair of 1/4" Thick Extension Rings	86208	20 Pr.
86209	Kit of 3 Extension Rings & 2 Closet Bolts, Nuts, Washers	86209	20 Kits

Closet Flange Stabilizer



- Eliminates water closet from rocking
- Optimal for concrete slabs or wooden floors
- 9-3/8" x 9-3/8"

PRODUCT	DESCRIPTION	MODEL	UNITS/CASE
86133	4" Closet Flange Stabilizer	CS4	25

Adjustable Urinal Flange Kits



- Horizontal slots accommodate mounting centers from 3-1/2 to 7"
- Kits include flange, bolts, nuts, washers and gaskets
- Available for spigot or socket joint
- Fits 2" Sch. 40 DWV Pipe

PRODUCT	DESCRIPTION	MODEL	UNITS/CASE
68004	Urinal Fl Socket Adj PVC 2"	ABA8548	20
68005	Urinal Fl Spigot Adj PVC 2"	ABA8549	20
65362	Urinal Fl Socket Adj ABS 2"	ABA8545	20
65363	Urinal Fl Spigot Adj ABS 2"	ABA8546	20

Wax Closet Gaskets



- 100% pure petroleum wax gasket
- Fits 3" or 4" waste lines
- Provides a permanent seal impervious to vermin, odors, gases and acids

PRODUCT	DESCRIPTION	MODEL	UNITS/CASE
82550	Standard Wax Gasket	RWG1	48
82563	Standard Wax Gasket, Tray Packaged	RWG1T	48
87760	Standard Wax Gasket w/Brass Closet Bolt Kit	RWG3	48
82556	Std. Wax Gasket w/Double Nut Brass Closet Bolts	RWG7	48
82555	Wax Gasket with Plastic Horn	RWG2	24
82564	Standard Wax Gasket with Plastic Horn, Tray Packaged	RWG2T	24
82552	Wax Gasket with Plastic Horn w/Brass Closet Bolt Kit	RWG4	24
82557	Wax Gasket w/ Plastic Horn w/Double Nut Brass Closet Bolts	RWG8	24
82554	Wax Gasket with Plastic Horn w/Brass Plated Closet Bolt Kit	RWG6	24
82565	Reinforced Wax Gasket with Plastic Horn	RNWG1	24
82560	Jumbo Wax Gasket	RWG1J	48
82561	Jumbo Wax Gasket with Horn	RWG2J	24
82559	Jumbo Wax Gasket with Horn & 3.5" Double Nut Bolt Kit	RWG10	24
82553	Jumbo Wax Gasket with 3.5" Brass Plated Bolt Kit	RWG5	24

PEX Bend Supports



- Provides versatile, rigid, 90-degree support for PEX tubing
- When snapped into PEX Bend Support Bracket, offers a full 360-degree rotation with positive locking at 45 degree intervals
- Reduces noise and vibration
- Plastic material eliminates cutting or scratching of tubing
- For residential or commercial applications
- Fits 3/8" and 1/2" tubing
- Offers three installation options – mounting directly to stud or overhead joist, through stabilizer bar, or snapped into PEX Bend Support Bracket

PRODUCT	DESCRIPTION	MODEL	UNITS/CASE
86673 ●	1/2" PEX Bend Support, Ceiling/Stud Mount	PBS2	50
86672 ●	1/2" PEX Bend Support, Bar Mount	PBS1	100
86652	18" PEX Support Bar	PS18	50
86653	26" PEX Support Bar	PS26	50

Stabilizer Bar Kits



- Insulators are available for horizontal runs of 1/2" or 3/4" tube
- Supports all CTS tubing
- Kits include a 20" or 26" stabilizer bar, 2 tube insulators and 4 nails
- Horizontal insulators are available in CPVC
- Impact-resistant to 0°F (-18°C) Max temp: 160°F (71°C) continuous

PRODUCT	DESCRIPTION	MODEL	UNITS/CASE
Horizontal Run Stabilizer Bar Kits			
86694 ●	20" Bar with Plastic Insulators for 1/2" CTS	S2012PH	50
86696 ●	20" Bar with Plastic Insulators for 3/4" CTS	S2034PH	50
86698 ●	26" Bar with Plastic Insulators for 1/2" CTS	S2612PH	50
86699 ●	26" Bar with Plastic Insulators for 3/4" CTS	S2634PH	50
Vertical Run Stabilizer Bar Kits			
86701	20" Bar with Plastic Insulators for 1/2" CTS	S2012PV	50
86702	20" Bar with Plastic Insulators for 3/4" CTS	S2034PV	50
86703	26" Bar with Plastic Insulators for 1/2" CTS	S2612PV	50
86704	26" Bar with Plastic Insulators for 3/4" CTS	S2634PV	50

Stabilizer Bars



- Bars are available in 20" lengths for 16" stud bays & 26" lengths for 24" stud bays

PRODUCT	DESCRIPTION	MODEL	UNITS/CASE
86650 ●	20" Stabilizer Bar for 16" Stud Bays	S20	100
86655 ●	26" Stabilizer Bar for 24" Stud Bays	S26	100

WELD-ON
IPS CORPORATION

GUY GRAY
IPS CORPORATION

WATER-TITE
IPS CORPORATION

TOUGH PANS
IPS CORPORATION

ROOF TOP BLOX
IPS CORPORATION

TEST-TITE
IPS CORPORATION

AB&A
IPS CORPORATION

STUDOR
IPS CORPORATION

TRUEBRO
IPS CORPORATION

CHRISTY'S
IPS CORPORATION

Plastic Stabilizer Insulators



- Plastic insulators are available for vertical and horizontal tube runs
- Horizontal insulators fit 1/2" and 3/4" tube
- Vertical insulators fit 1/2" or 3/4" tube
- To be used with stabilizer bar
- Impact-resistant to 0°F (-18°C) Max temp: 160°F (71°C) continuous
- Stabilizers covered by one or more of the following U.S. Patents: 5,154,375; 5,236,158; 5,230,488; 5,267,710; 5,370,345

PRODUCT	DESCRIPTION	MODEL	UNITS/ CASE
86670	Plastic Horizontal Insulators for 1/2" CTS (50/Bag)	S12PH	200
86675	Plastic Horizontal Insulators for 3/4" CTS (50/Bag)	S34PH	200
86685	Plastic Vertical Insulators for 1/2" CTS (50/Bag)	S12PV	200
86690	Plastic Vertical Insulators for 3/4" CTS (50/Bag)	S34PV	200

WELD-ON
IPS CORPORATION

GUY GRAY
IPS CORPORATION

WATER-TITE
IPS CORPORATION

TOUGH PANS
IPS CORPORATION

ROOF TOP BLOX
IPS CORPORATION

TEST-TITE
IPS CORPORATION

AB&A
IPS CORPORATION

STUDOR
IPS CORPORATION

TRUEBRO
IPS CORPORATION

CHRISTY'S
IPS CORPORATION

Combination Clamps



WELD-ON
IPS CORPORATION

GUY GRAY
IPS CORPORATION

WATER-TITE
IPS CORPORATION

TOUGH PANS
IPS CORPORATION

ROOF TOP BLOK
IPS CORPORATION

TEST-TITE
IPS CORPORATION

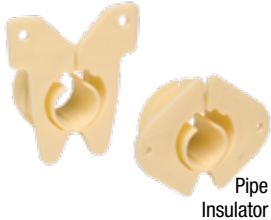
ABA
IPS CORPORATION

STUDOR
IPS CORPORATION

TRUEBRO
IPS CORPORATION

CHRISTY'S
IPS CORPORATION

Suspension Insulator



Pipe Insulator

Suspension Clamp



Half Clamp



Two-hole Pipe Clamp

- Plastic full clamp preloaded with nail
- Supports 1/2", 3/4" and 1" copper tube size
- Supports all CTS tubing
- Impact-resistant to 0°F (-18°C) Max temp: 160°F continuous

PRODUCT	DESCRIPTION	MODEL	UNITS/CASE
82864 ●	Combination Half, Supports 1/2" & 3/4", with Preloaded Nail (100/Bag)	CH1234	1000
82865 ●	Combination Half, Supports 3/4" IPS / 1.250" CTS, with Preloaded Nail (25/Bag)	CH34114	100
82957 ●	Combination Suspension, Supports 1/2" & 3/4" CTS (100/Bag)	CI31234	1000
82979 ●	Combination Suspension/Insulator, Supports 1/2" & 3/4" CTS (50/Bag)	CI1341234	500
83015 ●	Combination Two Hole, Supports 1/2" & 3/4" CTS (100/Bag)	CC61234	1000
82972 ●	Combination Pipe Insulator, Supports 1/2" & 3/4" CTS (50/Bag)	CI41234	500

Half Clamps



- Plastic half clamp preloaded with nail
- Supports copper and PEX tubing
- Not recommended for CPVC tubing
- Impact-resistant to 0°F (-18°C) Max temp: 160°F continuous

PRODUCT	DESCRIPTION	MODEL	UNITS/CASE
Standard Packs			
82846 ●	Supports 3/8" CTS, with Preloaded Nail (100/Bag)	H138	1000
82850 ●	Supports 1/2" CTS, with Preloaded Nail (50/Bag)	H112	2000
82855 ●	Supports 3/4" CTS, with Preloaded Nail (50/Bag)	H134	1000
82860 ●	Supports 1" CTS, with Preloaded Nail (50/Bag)	H101	500
Display Packs			
82840 ●	Supports 1/2" CTS, with Preloaded Nail (5/Bag)	RH112C	10
82845 ●	Supports 3/4" CTS, with Preloaded Nail (5/Bag)	RH134C	10

WELD-ON
IPS CORPORATION

GUY GRAY
IPS CORPORATION

WATER-TITE
IPS CORPORATION

TOUGH PANS
IPS CORPORATION

ROOF TOP BLOX
IPS CORPORATION

TEST-TITE
IPS CORPORATION

AB&A
IPS CORPORATION

STUDOR
IPS CORPORATION

TRUEBRO
IPS CORPORATION

CHRISTY'S
IPS CORPORATION

Clamp-Tite Full Clamps



- Plastic full clamp preloaded with nail
- Supports 1/2", 3/4" and 1" copper tube size
- Supports all CTS tubing
- Impact-resistant to 0°F (-18°C) Max temp: 160°F continuous



PRODUCT	DESCRIPTION	MODEL	UNITS/ CASE
Standard Packs			
83795 ●	Supports 1/2" CTS, with Preloaded Nail (100/Bag)	F212	1000
83800 ●	Supports 3/4" CTS, with Preloaded Nail (50/Bag)	F234	500
83805 ●	Supports 1" CTS, with Preloaded Nail (25/Bag)	F201	250

Full Clamps



- 1/2", 3/4", 1" CTS with pre-loaded nails
- Isolates supply tubing from wood framing
- Impact-resistant to 0°F (-18°C)
- Maximum temp. 160°F continuous
- Supports all CTS tubing



PRODUCT	DESCRIPTION	MODEL	UNITS/ CASE
Standard Packs			
83797 ●	Supports 1/2" CTS, with Preloaded Nail (100/Bag)	F212LF	500
83798 ●	Supports 3/4" CTS, with Preloaded Nail (50/Bag)	F234LF	500
83799 ●	Supports 1" CTS, with Preloaded Nail (25/Bag)	F201LF	250

Single Shot® Insulating Suspension Clamps



- Pre-loaded nail
- Easy installation snaps onto any CTS pipe system to provide a hands free installation
- Reduces noise caused by expansion and contraction
- Supports all CTS tubing
- Impact-resistant to 0°F (-18°C) Max Temp: 160°F continuous



PRODUCT	DESCRIPTION	MODEL	UNITS/ CASE
82980 ●	1/2" Single Shot Insulator with Preloaded Nail (50/bag)	SS512	1000
82981 ●	3/4" Single Shot Insulator with Preloaded Nail (50/bag)	SS534	1000
82982 ●	1" Single Shot Insulator with Preloaded Nail (50/bag)	SS501	500

Insulating Suspension Clamps



WELD-ON
IPS CORPORATION

GUY GRAY
IPS CORPORATION

WATER-TITE
IPS CORPORATION

TOUGH PANS
IPS CORPORATION

ROOF TOP BLOX
IPS CORPORATION

TEST-TITE
IPS CORPORATION

AB&A
IPS CORPORATION

STUDOR
IPS CORPORATION

TRUEBRO
IPS CORPORATION

CHRISTY'S
IPS CORPORATION



- Plastic insulating suspension clamp reduces noise from tubing expansion and contraction
- Supports copper, PEX and ideally isolates CPVC tubing from wood
- Impact-resistant to 0°F (-18°C) Max temp: 160°F (71°C) continuous
- Supports all CTS tubing

PRODUCT	DESCRIPTION	MODEL	UNITS/CASE
Standard Packs			
82957 ●	Combination, Supports 1/2" & 3/4" CTS (100/Bag)	C131234	1000
82951 ●	Supports 1/2" CTS (50/Bag)	I312	2000
82955 ●	Supports 3/4" CTS (50/Bag)	I334	1000
82960 ●	Supports 1" CTS (50/Bag)	I301	500
82961 ●	Supports 1-1/4" CTS (50/Bag)	I314	250
82962 ●	Supports 1-1/2" CTS (25/Bag)	I315	250
82963 ●	Supports 2" CTS (25/Bag)	I320	250

Right Strap™ Multi-Functional Pipe Clamps



- Patent # 6,073,891
- Installs 2 ways – half clamp, full clamp
- For all metal and plastic 1/2", 3/4" and 1" copper tube size materials
- Supports all CTS tubing
- Factory-assembled for half-clamp installation
- Allows for expansion and contraction of supply tubing
- Greatly reduces the chance for noise common to overly restrictive systems
- No pinning, no binding, no complaints!



PRODUCT	DESCRIPTION	MODEL	UNITS/CASE
Standard Packs			
82852 ●	Supports 1/2" CTS, with Preloaded Nail (50/Bag)	82852	2000
82854 ●	Supports 3/4" CTS, with Preloaded Nail (50/Bag)	82854	1000
82856 ●	Supports 1" CTS, with Preloaded Nail (50/Bag)	82856	500
Display Packs			
82841 ●	Supports 1/2" CTS, with Preloaded Nail (5/Bag)	82841	10
82842 ●	Supports 3/4" CTS, with Preloaded Nail (5/Bag)	82842	10



2-Hole Pipe Clamps

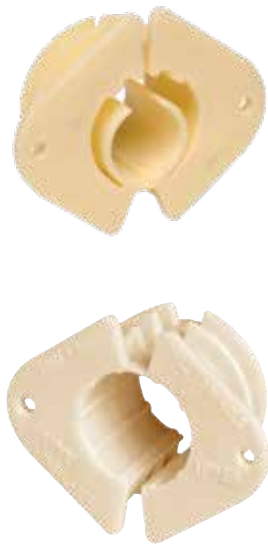
- Plastic 2-hole pipe clamp reduces noise from tubing expansion and contraction
- Isolates CPVC tubing from wood
- Impact-resistant to 0°F (-18°C) Max temp: 160°F continuous
- Supports all CTS tubing



PRODUCT	DESCRIPTION	MODEL	UNITS/ CASE
Standard Packs			
83015 ●	Combination, Supports 1/2" & 3/4" CTS (100/Bag)	CC61234	1000
83003 ●	Supports 1/2" CTS (100/Bag)	C612	2000
83008 ●	Supports 3/4" CTS (100/Bag)	C634	1000
83010 ●	Supports 1" CTS (50/Bag)	C601	500
83012 ●	Supports 1-1/4" CTS (50/Bag)	C614	250
83013 ●	Supports 1-1/2" CTS (25/Bag)	C615	250
83014 ●	Supports 2" CTS (25/Bag)	C620	250

Pipe Insulators

- Plastic pipe insulator reduces noise from tubing expansion and contraction
- Supports tubing from wood
- Fits 1 3/8" hole
- Impact-resistant to 0°F (-18°C) Max temp: 160°F continuous
- Supports all CTS tubing



PRODUCT	DESCRIPTION	MODEL	UNITS/ CASE
Standard Packs			
82965 ●	Supports 1/2" CTS (25/Bag)	I412	1000
82970 ●	Supports 3/4" CTS (25/Bag)	I434	1000
82975 ●	Supports 1" CTS (25/Bag)	I401	1000
Display Packs			
82966 ●	Supports 1/2" CTS (5/Bag)	RI 412C	10
82971 ●	Supports 3/4" CTS (5/Bag)	RI 434C	10

WELD-ON
IPS CORPORATION

GUY GRAY
IPS CORPORATION

WATER-TITE
IPS CORPORATION

TOUGH PANS
IPS CORPORATION

ROOF TOP BLOX
IPS CORPORATION

TEST-TITE
IPS CORPORATION

AB&A
IPS CORPORATION

STUDOR
IPS CORPORATION

TRUEBRO
IPS CORPORATION

CHRISTY'S
IPS CORPORATION

Long Pattern Pipe Insulators



WELD-ON
IPS CORPORATION

GUY GRAY
IPS CORPORATION

WATER-TITE
IPS CORPORATION

TOUGH PANS
IPS CORPORATION

ROOF TOP BLOK
IPS CORPORATION

TEST-TITE
IPS CORPORATION

AB&A
IPS CORPORATION

STUDOR
IPS CORPORATION

TRUEBRO
IPS CORPORATION

CHRISTY'S
IPS CORPORATION



- Long Pattern insulators isolates supply tube from wood
- Supports all CTS tubing
- Impact-resistant to 0°F (-18°C) Max temp: 160°F continuous

PRODUCT	DESCRIPTION	MODEL	UNITS/CASE
82967 ●	1/2" Long Pattern Insulator/Gray/25 bag	82967	1000
82968 ●	3/4" Long Pattern Insulator/Gray/25 bag	82968	1000

Combination Suspension/Insulator Clamp



- Fits two sizes of pipe
- Supports all CTS tubing
- Impact resistant to 0°F (-18°C), max temp: 160°F continuous

PRODUCT	DESCRIPTION	MODEL	UNITS/CASE
82979 ●	Combination, Supports 1/2" & 3/4" CTS (50/Bag)	CII341234	500

Metal Stud Insulators



- For use in metal studs and galvanized super-tight brackets
- Plastic pipe insulator reduces noise from tubing expansion and contraction
- Impact-resistant to 0°F (-18°C) Max temp: 160°F continuous
- Supports copper, CPVC and PEX tubing through metal studs
- Fits 1-11/32" hole

PRODUCT	DESCRIPTION	MODEL	UNITS/CASE
89148	Supports 3/8", 1/2", 3/4" CTS (50/Bag)	MSI1	500
89150	Supports 1/2" CTS (100/Bag)	MSI3	1000
89151	Supports 3/4" CTS (100/Bag)	MSI4	1000
89152	Supports 1" CTS (50/Bag)	MSI5	500



WELD-ON
IPS CORPORATION

GUY GRAY
IPS CORPORATION

WATER-TITE
IPS CORPORATION

TOUGH PANS
IPS CORPORATION

ROOF TOP BLOX
IPS CORPORATION

TEST-TITE
IPS CORPORATION

AB&A
IPS CORPORATION

STUDOR
IPS CORPORATION

TRUEBRO
IPS CORPORATION

CHRISTY'S
IPS CORPORATION

Metal Stud Insulators For CPVC Piping



- CPVC Pipe can be cemented to insulator
- Isolates supply tubing from metal studs
- Impact-resistant to 0°F (-18°C) Max Temp: 160°F (71°C) continuous
- Plastic metal stud insulators
- Compatible with CPVC pipe
- Fits 1-11/32" hole

PRODUCT	DESCRIPTION	MODEL	UNITS/CASE
89158	Supports 1/2" CTS (100/Bag)	MSI6	200
89161	Supports 3/4" CTS (100/Bag)	MSI7	200

Metal Stud Insulators For DWV Piping



- Plastic metal stud insulators for DWV piping
- Isolates DWV piping from metal studs
- Impact-resistant to 0°F (-18°C) Max Temp: 160°F (71°C) continuous
- Fits 2-5/8" Hole

PRODUCT	DESCRIPTION	MODEL	UNITS/CASE
89165	Supports 1-1/2" DWV in metal studs (25 per bag)	MSI15	500
89166	Supports 2" DWV in metal studs (25 per bag)	MSI20	500

Metal Stud Punch



- Lightweight, high-strength
- Non-slip rubber grips

PRODUCT	DESCRIPTION	MODEL	UNITS/CASE
89160	Punch Offset head, 1-11/32" hole in up to 22ga; for 3/8" through 1" CTS Metal Stud Insulators	MSP1	1

Metal DWV Hanger with Plastic Sleeve

- Secures 1-1/2" – 4" DWV piping
- Galvanized
- 3/4" width
- Minimum 12" stem length
- Plastic sleeve provides additional pipe protection



PRODUCT	DESCRIPTION	MODEL	UNITS/CASE
82834	1-1/2" Galvanized DWV hanger with plastic sleeve, 3/4" width	MH421	50
82835	2" Galvanized DWV hanger with plastic sleeve, 3/4" width	MH422	50
82836	3" Galvanized DWV hanger with plastic sleeve, 3/4" width	MH423	50
82837	4" Galvanized DWV hanger with plastic sleeve, 3/4" width	MH424	50

Metal DWV Hanger without Plastic Sleeve

- Secures 1-1/2" – 4" DWV piping
- Galvanized, uncoated
- 3/4" width



PRODUCT	DESCRIPTION	MODEL	UNITS/CASE
82830	1-1/2" Galvanized DWV hanger uncoated, 12" stem length	MH321	50
82831	2" Galvanized DWV hanger uncoated, 12" stem length	MH322	50
82832	3" Galvanized DWV hanger uncoated, 12" stem length	MH323	50
82833	4" Galvanized DWV hanger uncoated, 12" stem length	MH324	50
82838	1-1/2" Galvanized DWV hanger uncoated, 48" stem length	MH4821	25
82839	2" Galvanized DWV hanger uncoated, 48" stem length	MH4822	25
82843	3" Galvanized DWV hanger uncoated, 48" stem length	MH4823	25
82844	4" Galvanized DWV hanger uncoated, 48" stem length	MH4824	25

WELD-ON
IPS CORPORATION

GUY GRAY
IPS CORPORATION

WATER-TITE
IPS CORPORATION

TOUGH PANS
IPS CORPORATION

ROOF TOP BLOK
IPS CORPORATION

TEST-TITE
IPS CORPORATION

AB&A
IPS CORPORATION

STUDOR
IPS CORPORATION

TRUEBRO
IPS CORPORATION

CHRISTY'S
IPS CORPORATION

Hang-Tite™ Pipe Holders

- New I-beam construction so shaft will not flex
- 3/4" snap lock saddle on 1-1/2" – 4" Hang-Tites
- Saddle wrap around exceeds 75% of pipe circumference to eliminate popouts
- Allows for expansion & contraction
- Nails attached to top of J-Hooks
- Nail holes spaced 1" apart on both sides of I-beam shaft
- High-impact-resistant ABS material
- For PVC or ABS schedule 40 DWV pipe
- Hang-Tite™ Extension available



PRODUCT	DESCRIPTION	MODEL	UNITS/CASE
White			
93140	1/2" CTS/5" Shank (25/Bag, w/Nails)	93140	200
93142	3/4" CTS/5" Shank (25/Bag, w/Nails)	93142	200
93144	1" CTS/5" Shank (25/Bag, w/Nails)	93144	200
93145	1-1/4" CTS/5" Shank (25/Bag, w/Nails)	93145	200
93150	1-1/2" Sch. 40 DWV/8" Shank 25 per bag w/nails attached	93150	200
93155	2" Sch. 40 DWV/8" Shank 25 per bag w/nails attached	93155	200
93160	3" Sch. 40 DWV/8" Shank 25 per bag w/nails attached	93160	200
93161	3" Sch. 30 DWV/8" Shank 25 per bag w/nails attached	93161	200
93165	4" Sch. 40 DWV/8" Shank 25 per bag w/nails attached	93165	100
Black			
93166	1-1/2" Sch. 40 DWV/8" Shank 25 per bag w/nails attached	93166	200
93167	2" Sch. 40 DWV/8" Shank 25 per bag w/nails attached	93167	200
93168	3" Sch. 40 DWV/8" Shank 25 per bag w/nails attached	93168	200
93169	4" Sch. 40 DWV/8" Shank 25 per bag w/nails attached	93169	100

Copper Clad Wire Pipe Hangers

- Copper-clad for corrosion resistance
- Self-nailing
- Heavy-gauge wire construction for suspending copper & CPVC tubing



PRODUCT	DESCRIPTION	MODEL	UNITS/CASE
83130	6" Suspension for 1/2" CTS (12/Bag)	RCPH12	50
83135	6" Suspension for 3/4" CTS (12/Bag)	RCPH34	50

WELD-ON
IPS CORPORATION

GUY GRAY
IPS CORPORATION

WATER-TITE
IPS CORPORATION

TOUGH PANS
IPS CORPORATION

ROOF TOP BLOX
IPS CORPORATION

TEST-TITE
IPS CORPORATION

AB&A
IPS CORPORATION

STUDOR
IPS CORPORATION

TRUEBRO
IPS CORPORATION

CHRISTY'S
IPS CORPORATION

Plastic Hanger Strapping



WELD-ON
IPS CORPORATION

GUY GRAY
IPS CORPORATION

WATER-TITE
IPS CORPORATION

TOUGH PANS
IPS CORPORATION

ROOF TOP BLOX
IPS CORPORATION

TEST-TITE
IPS CORPORATION

AB&A
IPS CORPORATION

STUDOR
IPS CORPORATION

TRUEBRO
IPS CORPORATION

CHRISTY'S
IPS CORPORATION



- Flexible, non-conductive, non-abrasive
- Can be cut with shears, snips or utility knife
- 3/4" wide, .050 thick with 1/8" holes spaced 3/4" apart
- Supports 25 lb. per section at 4-foot intervals

PRODUCT	DESCRIPTION	MODEL	UNITS/CASE
83030 ●	10' Roll x 3/4"	RHS10	20
83035 ●	25' Roll x 3/4"	RHS25	20
83025 ●	100' Roll x 3/4"	HS1	20


Galvanized Metal Hanger Strapping



- 24- & 28-gauge rolls
- 3/4" rolls in 10' lengths

PRODUCT	DESCRIPTION	MODEL	UNITS/CASE
84025	10' Roll x 3/4" (28-gauge)	RGS7	50
84030	10' Roll x 3/4" (24-gauge)	RGS8	50

Sure-Tite™ Support Brackets



- Sure-Tite™ copper-plated brackets are available in two lengths, 20" & 26", for use in residential or commercial applications
- Can be nailed or screwed to wood or metal studs
- For use on lavatories, toilets, hose bibs, water heater or any water supply penetrating a wall
- Brackets available with several hole patterns depending on your need
- Simple installation, just nail bracket in place and solder the pipe to bracket
- Reduce cost in the field, less expense than fabricating brackets or cutting wood blocks
- Rigid installation

PRODUCT	DESCRIPTION	MODEL	UNITS/CASE
86618	20" Copper-plated w/1/2" holes/16-gauge	86618	50
86626	26" Copper-plated w/1/2" holes/16-gauge	86626	50
86619	20" Copper-plated w/1/2" extruded holes/16-gauge	86619	25
86718	20" Copper-plated w/1/2", 3/4" & 1" holes/16-gauge	86718	50
86726	26" Copper-plated w/1/2", 3/4" & 1" holes/16-gauge	86726	50
86614	18" Copper-plated w/1/2" snap-in, 3/4" & 1" holes/16-gauge	86614	50
86832	18" Galvanized w/1-11/32" holes for MSI insulators/20-gauge	86832	50
86632	26" Galvanized w/1-11/32" holes for MSI insulators/20-gauge	86632	50

WELD-ON
IPS CORPORATION

GUY GRAY
IPS CORPORATION

WATER-TITE
IPS CORPORATION

TOUGH PANS
IPS CORPORATION

ROOF TOP BLOX
IPS CORPORATION

TEST-TITE
IPS CORPORATION

AB&A
IPS CORPORATION

STUDOR
IPS CORPORATION

TRUEBRO
IPS CORPORATION

CHRISTY'S
IPS CORPORATION

Bathtub Protectors



- Corrugated bed design for optimum protection



PRODUCT	DESCRIPTION	MODEL	UNITS/CASE
83250	Standard Protector for 14" or 16" Deep Tubs (60" x 30")	TP1	35
83252	Standard Protector for 14" or 16" Deep Tubs (60" x 30")/Bulk pack on skid	TP1B	210
83255	Oval Protector for 16" Deep Tubs (60" x 42")	TP2	25
83253	Oval Protector for 16" Deep Tubs (60" x 42")/Bulk pack on skid	TP2B	200

Tub Boxes



- Plastic forms that create access for tub trap and drain in slab foundation. No concrete to chisel. Simply invert box over drain rough, pour slab and cut out box bottom prior to tub installation
- Creates access for tub trap & drain in slab foundation



PRODUCT	DESCRIPTION	MODEL	UNITS/CASE
83301	Large 7" Deep Box 11-1/2" x 11-1/2" Bottom ID (13 x 13 Top ID)	TX1	20
83300	Small 6 1/2" Deep Box (12" x 8 1/8" Top OD)	TX2	20
83302 ●	Heavy Duty 7-3/4" Deep Box (14-1/2" x 14-1/2" Top OD) Injection Molded, High Impact Plastic with Pipe Knockouts Compatible with 1-1/2" and 2" Pipe. Bottom Panel Scored for Easy Breakout.	TX3	5 Pair



Circular Valve Boxes



- Durable plastic construction
- Cover has snap-lock & lift-hold

PRODUCT	DESCRIPTION	MODEL	UNITS/ CASE
83350	Small 6" Diameter Top OD w/Green Snap-in Lid	VB1	36
83353	7" Diameter Top OD w/Green Snap-in Lid	VB1S	1
83355	Large 10" Diameter Top OD w/Green Snap-in Lid	VB2	1
83354	Lid Only, 7" Diameter Top OD	VB1SL	60
83357	Lid Only, 10" Diameter Top OD	VB2L	1

Rectangular Meter Boxes



- High-impact plastic construction
- Cover has snap-lock & lift-hold

PRODUCT	DESCRIPTION	MODEL	UNITS/ CASE
83360	10" Box (12" x 10" Top OD) w/Green Snap-in Lid	VB3	1
83365	12" Standard Box (17-3/4" x 12 1/2" Top OD) w/Green Snap-in Lid	VB4	1
83366	6" Extension for 12" Standard Boxes	VB4X	1
83367	12" Jumbo Box (20 1/2" x 14-1/2" Top OD) w/Green Snap-in Lid	VB5	1
83369	6" Extension for Jumbo Meter Boxes	VB5X	1
83361	Lid Only, 10" Box	VB3L	1
83352	Lid Only, 12"Box	VB4L	1

WELD-ON
IPS CORPORATION

GUY GRAY
IPS CORPORATION

WATER-TITE
IPS CORPORATION

TOUGH PANS
IPS CORPORATION

ROOF TOP BLOK
IPS CORPORATION

TEST-TITE
IPS CORPORATION

AB&A
IPS CORPORATION

STUDOR
IPS CORPORATION

TRUEBRO
IPS CORPORATION

CHRISTY'S
IPS CORPORATION

Stud Guards and FHA Plates

- Self-anchoring galvanized steel plates (18-gauge)
- Prevents damage to piping & wiring from wallboard nails
- Fast & easy installation



PRODUCT	DESCRIPTION	MODEL	UNITS/ CASE
84005	1-1/2" x 3" Galvanized Steel Stud Guard	RSG13	100
84010	1-1/2" x 5" Galvanized Steel Stud Guard	RSG15	100
84000	1-1/2" x 9" Galvanized Steel FHA Plate	RFHA1	100

Pipe Sleeving



- Protects supply tubing in slab foundation
- Color coded – red for hot; blue for cold
- Available in .004, .006, .010 and .025 thickness



PRODUCT	DESCRIPTION	MODEL	UNITS/ CASE
83405 ●	Red .004 for 1/2" – 1" Tubing (200' Roll)	WTSR4	20
83407 ●	Blue .004 for 1/2" – 1" Tubing (200' Roll)	WTSE4	20
83400 ●	Red .006 for 1/2" – 1" Tubing (200' Roll)	WTSR	20
83404 ●	Blue .006 for 1/2" – 1" Tubing (200' Roll)	WTSE	20
83409 ●	Red .010 for 1/2" – 1" Tubing (100' Roll)	WTSR10	20
83410 ●	Blue .010 for 1/2" – 1" Tubing (100' Roll)	WTSE10	20
83411 ●	Black .006 for 1-1/4" – 2" Tubing (200' Roll)	WTSEBK	10
83412* ●	Red .025 Heavy Duty PVC for 1/2" – 3/4" Tubing (50' Roll)	WTSE2734	1
83413* ●	Blue .025 Heavy Duty PVC for 1/2" – 3/4" Tubing (50' Roll)	WTSE2734	1
83416 ●	Red .025 Ultra-Flex Heavy for 1/2" – 1" Tubing (100' Roll)	WTSE32	1
83417 ●	Blue .025 Ultra-Flex Heavy for 1/2" – 1" Tubing (100' Roll)	WTSE32	1
83418 ●	Red .025 Ultra-Flex Heavy for 1/2" – 1" Tubing (50' Roll)	WTSE3210	1
83419 ●	Blue .025 Ultra-Flex Heavy for 1/2" – 1" Tubing (50' Roll)	WTSE3210	1

Ultra-Flex Heavy 25 mil. Pipe Sleeving is ideal for both CPVC and Copper Piping Systems.

* For use with Copper pipe only

WELD-ON
IPS CORPORATION

GUY GRAY
IPS CORPORATION

WATER-TITE
IPS CORPORATION

TOUGH PANS
IPS CORPORATION

ROOF TOP BLOX
IPS CORPORATION

TEST-TITE
IPS CORPORATION

AB&A
IPS CORPORATION

STUDOR
IPS CORPORATION

TRUEBRO
IPS CORPORATION

CHRISTY'S
IPS CORPORATION

Shower Pan Liner



- 40 mil thick, gray
- No underlay mount required – may be glued directly to drain for positive seal
- Meets ASTM D-4551
- Meets FHA & HUD requirements for shower pan



PRODUCT	DESCRIPTION	MODEL	UNITS/CASE
83440 ●	40 mil. Membrane 4' x 50' (200 Sq. Ft.)	P445	1 Roll
83445 ●	40 mil. Membrane 5' x 40' (200 Sq. Ft.)	P454	1 Roll
83446 ●	40 mil. Membrane 6' x 50' (300 Sq. Ft.)	P465	1 Roll
83447 ●	40 mil. Membrane 4' x 100' (400 Sq. Ft.)	P441	1 Roll
83448 ●	40 mil. Membrane 5' x 100' (500 Sq. Ft.)	P451	1 Roll
83449 ●	40 mil. Membrane 6' x 100' (600 Sq. Ft.)	P461	1 Roll
83450 ●	6' X 6' Shower Pan Liner	P466K	1
83456 ●	40 mil. Membrane 5' x 500' (2500 Sq. Ft.)	P450	1 Roll
83457 ●	40 mil. Membrane 6' x 500' (3000 Sq. Ft.)	P460	1 Roll
40 Mil. PVC Shower Dam Corners			
85530 ●	40 mil. PVC Shower Dam Corners	SDC1	40
PVC Liner Cement			
10835 [†] ●	PVC Shower Pan Liner Solvent Cement (1 Pint)	106600031	12

[†] Product Category #1 – Cements, Primers & Cleaners

WELD-ON
IPS CORPORATION

GUY GRAY
IPS CORPORATION

WATER-TITE
IPS CORPORATION

TOUGH PANS
IPS CORPORATION

ROOF-TOP BLOX
IPS CORPORATION

TEST-TITE
IPS CORPORATION

AB&A
IPS CORPORATION

STUDOR
IPS CORPORATION

TRUEBRO
IPS CORPORATION

CHRISTY'S
IPS CORPORATION

WELD-ON
IPS CORPORATION

GUY GRAY
IPS CORPORATION

WATER-TITE
IPS CORPORATION

TOUGH PANS
IPS CORPORATION

ROOF TOP BLOX
IPS CORPORATION

TEST-TITE
IPS CORPORATION

AB&A
IPS CORPORATION

STUDOR
IPS CORPORATION

TRUEBRO
IPS CORPORATION

CHRISTY'S
IPS CORPORATION

Multi-Size 4N1™, 3N1® and 3N4 Hard Plastic Base Roof Flashings



- Adjustable multi-size flashing fits 1-1/4" – 3" and 3" – 4" vent pipe
- Tested for ultraviolet, ozone and weather resistance
- Elastomer collar heat tested to 180°F
- Approved for type "B" installations

PRODUCT	DESCRIPTION	MODEL	UNITS/ CASE
81709 ● ●	12" x 16" Base for 1-1/4"–1-1/2", 2", 3", 4" Vent Pipe	HB41	20
81700 ● ●	11 1/8" x 15" Base for 1-1/4", 1-1/2", 2" or 3" Vent Pipe	HB31	20

Multi-Size 3N1® and 3N4 Flexible Plastic Base Roof Flashings



- Adjustable multi-size flashing fits 1-1/4" – 3" and 3" – 4" vent pipe
- Tested for ultraviolet, ozone and weather resistance
- 100% flexible
- Elastomer collar heat tested to 180°F
- Approved for type "B" installations

PRODUCT	DESCRIPTION	MODEL	UNITS/ CASE
81705 ● ●	10" x 13 1/4" Base for 1-1/4", 1-1/2", 2" or 3" Vent Pipe	FB31	20
81707 ● ●	12" x 14-3/4" Base for 3" or 4" Vent Pipe	FB34	20

Multi-Size 4N1®, 3N1® & 3N4 Galvanized Steel Base Roof Flashings



- 24-gauge galvanized base
- Adjustable multi-size flashing fits 1-1/4" – 3" and 3" – 4" vent pipe
- Tested for ultraviolet, ozone and weather resistance
- Elastomer collar heat tested to 180°F
- Approved for type "B" installations
- Available in black, brown, weathered gray, and mill finish

PRODUCT	DESCRIPTION	MODEL	UNITS/ CASE
81711 ● ●	12" x 16" Base for 1-1/4"–1-1/2", 2", 3", 4" Vent Pipe	GB41	20
81710 ● ●	10 3/4" x 14-1/2" Base for 1-1/4", 1-1/2", 2" or 3" Vent Pipe	GB31	20
81713 ● ●	18" x 18" Base for 1-1/4", 1-1/2", 2" or 3" Vent Pipe	GB3118	15
81723 ● ●	1-1/4"/ 1-1/2", 2" or 3" Galvanized bent edge flashing	GB3118BE	10
81724 ● ●	3" or 4" Galvanized bent edge flashing	GB3418BE	10

Caution: Do not use Petroleum base mastics, sealing compounds or paints on collar portion of all flashings, on all hardbase, flexible or rain collars.

Multi-Size 4N1®, 3N1® & 3N4 Aluminium Base Roof Flashings



- Adjustable multi-size flashing fits 1-1/4" – 3" and 3" – 4" vent pipe
- Tested for ultraviolet, ozone and weather resistance
- Elastomer collar heat tested to 180°F
- Approved for type "B" installations
- Available in black, brown, weathered gray, and mill finish

PRODUCT	DESCRIPTION	MODEL	UNITS/CASE
81716 ●●	12" x 16" Base for 1-1/4", 1-1/2", 2" or 3" Vent Pipe	AB41	20
81715 ●●	10 3/4" x 14-1/2" Base for 1-1/4", 1-1/2", 2" or 3" Vent Pipe	AB31	20
81718 ●●	18" x 18" Base for 1-1/4", 1-1/2", 2" or 3" Vent Pipe	AB3118	15

Multi-Size 4N1® Copper Base Roof Flashings



- Adjustable multi-size flashing fits 1-1/4" – 4"
- Tested for ultraviolet, ozone and weather resistance
- Elastomer collar heat tested to 180°F
- Approved for type "B" installations

PRODUCT	DESCRIPTION	MODEL	UNITS/CASE
81942 ●●	12" x 16" Base for 1/4", 1/2", 2", 3" or 4" Vent Pipe	CB41	5

Caution: Do not use Petroleum base mastics, sealing compounds or paints on collar portion of all flashings, on all hardbase, flexible or rain collars.





Standard Hard Plastic Base Roof Flashings

- Thermoplastic hard base with elastomer collar
- Approved for type "B" installations
- 18" x 18" available for code required areas
- Tested for ultraviolet, ozone and weather resistance
- Elastomer collar heat tested to 180°F



PRODUCT	DESCRIPTION	MODEL	UNITS/CASE
Standard			
81750 ● ●	9 1/4" x 13" Base for 1-1/4" or 1-1/2" Vent Pipe	HB1	20
81751 ● ●	11 1/8" x 15" Base for 1-1/4" or 1-1/2" Vent Pipe	HB1LB	20
81755 ● ●	9 1/4" x 13" Base for 2" Vent Pipe	HB2	20
81756 ● ●	11 1/8" x 15" Base for 2" Vent Pipe	HB2LB	20
81760 ● ●	11 1/8" x 15" Base for 3" Vent Pipe	HB3	20
81765 ● ●	12" x 15 1/2" Base for 4" Vent Pipe	HB4	20
18" x 18"			
81931 ● ●	18" x 18" Base for 1-1/4" or 1-1/2" Vent Pipe	HB118	10
81932 ● ●	18" x 18" Base for 2" Vent Pipe	HB218	10
81933 ● ●	18" x 18" Base for 3" Vent Pipe	HB318	10
81936 ● ●	18" x 18" Base for 1-1/4", 1-1/2", 2" and 3" Vent Pipe	HB3118	10

Standard All Flexible Roof Flashings



- Tested for ultraviolet, ozone and weather resistance
- Approved for Type "B" installations
- Elastomer collar heat tested to 180°F



PRODUCT	DESCRIPTION	MODEL	UNITS/CASE
81800 ● ●	9" x 11-3/8" Base for 1-1/4" or 1-1/2" Vent Pipe	FB1	20
81805 ● ●	9" x 11-3/8" Base for 2" Vent Pipe	FB2	20
81810 ● ●	10" x 13 1/4" Base for 3" Vent Pipe	FB3	20
81815 ● ●	12" x 14-3/4" Base for 4" Vent Pipe	FB4	20

Caution: Do not use Petroleum base mastics, sealing compounds or paints on collar portion of all flashings, on all hardbase, flexible or rain collars.

WELD-ON
IPS CORPORATION

GUY GRAY
IPS CORPORATION

WATER-TITE
IPS CORPORATION

TOUGH PANS
IPS CORPORATION

ROOF TOP BLOX
IPS CORPORATION

TEST-TITE
IPS CORPORATION

AB&A
IPS CORPORATION

STUDOR
IPS CORPORATION

TRUEBRO
IPS CORPORATION

CHRISTY'S
IPS CORPORATION

Standard Galvanized Steel Base Roof Flashings



- 24-gauge galvanized base with elastomer collar
- Fits any roof pitch to 45°
- Elastomer collar heat tested to 180°F
- Tested for ultraviolet, ozone and weather resistance

PRODUCT	DESCRIPTION	MODEL	UNITS/CASE
Standard			
81850 ●●	8-3/4" x 12 1/2" Base for 1-1/4" or 1-1/2" Vent Pipe	GB1	20
81855 ●●	8-3/4" x 12 1/2" Base for 2" Vent Pipe	GB2	20
81860 ●●	10 3/4" x 14-1/2" Base for 3" Vent Pipe	GB3	20
81865 ●●	12" x 16" Base for 4" Vent Pipe	GB4	20
81870 ●●	8-3/4" x 12 1/2" Base for 1/2", 3/4" or 1" Tubing	GB5	20
18" x 18"			
81872 ●●	18" x 18" Base for 1-1/4" or 1-1/2" Vent Pipe	GB118	15
81874 ●●	18" x 18" Base for 2" Vent Pipe	GB218	15
81876 ●●	18" x 18" Base for 3" Vent Pipe	GB318	15
81878 ●●	18" x 18" Base for 4" Vent Pipe	GB418	15
81879 ●●	18" x 18" Base for 1/2", 3/4" or 1" Tubing	GB518	15

Standard Aluminium Base Roof Flashings



- Aluminum base with elastomer collar
- Approved for Type "B" installations
- Elastomer collar heat tested to 180°F
- Tested for ultraviolet, ozone and weather resistance

PRODUCT	DESCRIPTION	MODEL	UNITS/CASE
Standard			
81900 ●●	8-3/4" x 12 1/2" Base for 1-1/4" or 1-1/2" Vent Pipe	AB1	20
81905 ●●	8-3/4" x 12 1/2" Base for 2" Vent Pipe	AB2	20
81910 ●●	10 3/4" x 14-1/2" Base for 3" Vent Pipe	AB3	20
81915 ●●	12" x 16" Base for 4" Vent Pipe	AB4	20
81916 ●●	8-3/4" x 12 1/2" Base for 1/2", 3/4" and 1" Tubing	AB5	20
18" x 18"			
81920 ●●	18" x 18" Base for 1-1/4" or 1-1/2" Vent Pipe	AB118	15
81925 ●●	18" x 18" Base for 2" Vent Pipe	AB218	15
81930 ●●	18" x 18" Base for 3" Vent Pipe	AB318	15
81935 ●●	18" x 18" Base for 4" Vent Pipe	AB418	15

Caution: Do not use Petroleum base mastics, sealing compounds or paints on collar portion of all flashings, on all hardbase, flexible or rain collars.



WELD-ON
IPS CORPORATION

GUY GRAY
IPS CORPORATION

WATER-TITE
IPS CORPORATION

TOUGH PANS
IPS CORPORATION

ROOF TOP BLOX
IPS CORPORATION

TEST-TITE
IPS CORPORATION

AB&A
IPS CORPORATION

STUDOR
IPS CORPORATION

TRUEBRO
IPS CORPORATION

CHRISTY'S
IPS CORPORATION

Standard Size Rain Collars



- Can be used to repair the elastomer sealing collar on all types of residential "no caulk" roof vent flashings quickly and easily
- Eliminates the need for a mastic or caulking type messy repair job
- Fully tested for ultraviolet, ozone and weather resistance
- Better appearance than a mastic repair job
- Can be used to instantly repair a leak during a wet period, until the flashing can be replaced at a later time
- Large size covers the entire existing elastomer collar
- For patching leaking no-caulk-style flashings
- Individual size and multi-size adjustable models available

PRODUCT	DESCRIPTION	MODEL	UNITS/CASE
81725	Collar for 1-1/2" Vent Pipe	RC1	100
81730	Collar for 2" Vent Pipe	RC2	100
81735	Collar for 3" Vent Pipe	RC3	75
81740	Collar for 4" Vent Pipe	RC4	75
81745	Collar for 1/2", 3/4", 1" Vent Pipe (25 bag)	RC5	100

Low-Profile Collars



- For all metal style roof flashings
- Designed to fit all metal coned roof jacks/flashings 1" - 4"
- Requires no mastic, caulking or taping for a total waterproof seal
- Low-profile size
- Manufactured using a special EPDM material with UV inhibitor
- Life of the roof system warranty

PRODUCT	DESCRIPTION	MODEL	UNITS/CASE
81739 ● ●	Low Profile Collar for 1" Vent Pipe (25 bag)	LPC1	100
81741 ● ●	Low Profile Collar for 1-1/2" Vent Pipe (25 bag)	LPC15	100
81742 ● ●	Low Profile Collar for 2" Vent Pipe (25 bag)	LPC2	100
81743 ● ●	Low Profile Collar for 3" Vent Pipe (25 bag)	LPC3	100
81744 ● ●	Low Profile Collar for 4" Vent Pipe (25 bag)	LPC4	100

Multi-Size 4N1™, 3N1® and 3N4 Rain Collars



- Can be used to repair the elastomer sealing collar on all types of residential "no caulk" roof vent flashings quickly and easily
- Eliminates the need for a mastic or caulking type messy repair job
- Can be used to instantly repair a leak during a wet period, until the flashing can be replaced at a later time
- Large size covers the entire existing elastomer collar
- Fully tested for ultraviolet, ozone and weather resistance
- Individual sizes and multi-size adjustable models available
- Better appearance than a mastic

PRODUCT	DESCRIPTION	MODEL	UNITS/CASE
81720 ● ●	Collar for 1-1/4", 1-1/2", 2" or 3" Vent Pipe	RC31	20
81721 ● ●	4N1® Collar for 1 1/4", 1 1/2", 2" or 3" Vent Pipe	RC41	20

Caution: Do not use Petroleum base mastics, sealing compounds or paints on collar portion of all flashings, on all hardbase, flexible or rain collars.

Specialty Solar Collars & Flashings



- Commercial & residential: water-tight seal for solar mounting system
- Requires no mastic, caulking or taping – mess free

PRODUCT	DESCRIPTION	MODEL	UNITS/CASE
81870	8-3/4" x 12 1/2" Galvanized Base for 1/2", 3/4" or 1" Tubing	GB5	20
81879	18" x 18" Galvanized Base for 1/2", 3/4" or 1" Tubing	GB518	15
81916	8-3/4" x 12 1/2" Aluminum Base for 1/2", 3/4" and 1" Tubing	AB5	20
81937	18" x 18" Aluminum Base for 1/2", 3/4" or 1" Tubing	AB518	15
81745	Collar Only for 1/2", 3/4", 1" Vent Pipe (25 bag)	RC5	100

Electrical Mast Roof Flashing



- Simplifies replacement of deteriorating flashings around electrical masts on shingle roofing
- Split-boot design
- Constructed of durable EPDM rubber
- Flashing base is reinforced with strong, rigid galvanized mesh
- 20-year warranty
- Manufactured in an ISO9001 registered factory

PRODUCT	DESCRIPTION	MODEL	UNITS/CASE
81746	Electrical Mast RetroFit Roof Flashing, 0 to 3-3/8"	EFB1	15

Multi-Size Metal Roof Pipe Flashings



- Each flashing is adjustable to fit several pipe diameters – eight models to fit 1/4" through 13" pipe sizes
- Made of long life, flexible, weatherproof EPDM rubber
- Flexible, corrosion-resistant aluminum base ring conforms to any roof panel configuration
- One-piece construction for easy installation
- UV- and ozone-resistant EPDM rubber won't crack
- Clearly marked pipe diameters ensure a tight accurate fit
- Pleated cone adjusts to any roof pitch
- Continuous service temperature range of -65°F to 250°F

PRODUCT	DESCRIPTION	MODEL	UNITS/CASE
81820	1/4" – 2 1/2" EPDM Roof Flashing	81820	10
81821	1 3/4" – 3" EPDM Roof Flashing	81821	10
81822	1/4" – 5" EPDM Roof Flashing	81822	10
81823	3" – 6-1/4" EPDM Roof Flashing	81823	10
81824	4 1/4" – 7-3/4" EPDM Roof Flashing	81824	5
81825	5" – 9" EPDM Roof Flashing	81825	5
81827	7" – 13" EPDM Roof Flashing	81827	5

Caution: Do not use Petroleum base mastics, sealing compounds or paints on collar portion of all flashings, on all hardbase, flexible or rain collars.

WELD-ON
IPS CORPORATION

GUY GRAY
IPS CORPORATION

WATER-TITE
IPS CORPORATION

TOUGH PANS
IPS CORPORATION

ROOF TOP BLOK
IPS CORPORATION

TEST-TITE
IPS CORPORATION

AB&A
IPS CORPORATION

STUDOR
IPS CORPORATION

TRUEBRO
IPS CORPORATION

CHRISTY'S
IPS CORPORATION

WELD-O-N
IPS CORPORATION

GUY GRAY
IPS CORPORATION

WATER-TITE
IPS CORPORATION

TOUGH PANS.
IPS CORPORATION

ROOF TOP BLOX
IPS CORPORATION

TEST-TITE
IPS CORPORATION

AB&A
IPS CORPORATION

STUDOR
IPS CORPORATION



TRUEBRO
IPS CORPORATION

CHRISTY'S
IPS CORPORATION

Galvanized Steel SnapCap™



COLOR OPTIONS:

-  Black
-  Brown
-  Weathered Gray


- All-Flow™ capability: patent pending counterbalanced damper works with any CFM fan
- 3", 4", & 6" adapters for multiple application sizes
- Heavy gauge flange and housing
- Three powder coated finishes available
- Adapter set and cable tie included with each SnapCap™

PRODUCT	DESCRIPTION	MODEL	UNITS/CASE
81680	SnapCap - Galvanized Steel, Brown	SCBRG	1
81681	SnapCap - Galvanized Steel, Black	SCBLG	1
81682	SnapCap - Galvanized Steel, Weathered Gray	SCGRG	1

Aluminium SnapCap™



COLOR OPTIONS:

-  Black
-  Brown
-  Weathered Gray

- All-Flow™ capability: patent pending counterbalanced damper works with any CFM fan
- 3", 4", & 6" adapters for multiple application sizes
- Heavy gauge flange and housing
- Three powder coated finishes available
- Adapter set and cable tie included with each SnapCap™

PRODUCT	DESCRIPTION	MODEL	UNITS/CASE
81683	SnapCap - Aluminum, Brown	SCBRAL	1
81684	SnapCap - Aluminum, Black	SCBLAC	1
81685	SnapCap - Aluminum, Weathered Gray	SCGRAL	1

Caution: Do not use Petroleum base mastics, sealing compounds or paints on collar portion of all flashings, on all hardbase, flexible or rain collars.

Greenskin Building Seals



- For all types of interior or exterior penetrations through buildings.
- Use with HVAC, electrical, plumbing, etc.
- Perfect weathertight poly seal
- Easy to use, flexible continuous membrane
- No caulking
- No taping joints
- Spacer button allows air flow behind seal
- No trapped moisture in wall cavity

PRODUCT	DESCRIPTION	MODEL
81411	10x10 Greenskin Fits 0.5" DWV	WTGS10NPS05
81412	10x10 Greenskin Fits 0.75" DWV	WTGS10NPS075
81413	10x10 Greenskin Fits 1" DWV	WTGS10NPS1
81414	10x10 Greenskin Fits 1.25" DWV	WTGS10NPS125
81415	10x10 Greenskin Fits 1.5" DWV	WTGS10NPS15
81416	10x10 Greenskin Fits 2" DWV	WTGS10NPS2
81417	12x12 Greenskin Fits 3" DWV	WTGS12NPS3
81418	12x12 Greenskin Fits 4" DWV	WTGS12NPS4
81419	12x12 Greenskin Fits 4" Duct	WTGS12HVAC4
81420	12x12 Greenskin Fits 5" Duct	WTGS12HVAC5
81421	12x12 Greenskin Fits 6" Duct	WTGS12HVAC6
81422	15x15 Greenskin Fits 8" Duct	WTGS15HVAC8
81423	12x12 Greenskin Single Gang RT	WTGS12ELB
81424	12x12 Greenskin Single Gang RT	WTGS12ELR

Faceplates with Gasket Backing



PRODUCT	DESCRIPTION	MODEL
81425	6x12 Faceplate - Two 2" Holes	WTMLFP6122
81426	6x12 Faceplate - Two 3" Holes	WTMLFP6123
81427	6x12 Faceplate - Blank	WTMLFP612BG
81428	6x16 Faceplate - Two 2" Holes	WTMLFP6162
81429	6x16 Faceplate - Two 3" Holes	WTMLFP6163
81430	6x16 Faceplate - Blank	WTMLFP616BG
81431	4.5x10 Faceplate - Two 2" Holes	WTMLFP4102
81432	4.5x10 Faceplate - Blank	WTMLFP410BG
81433	8x8 Faceplate - One 4" Hole	WTMLFP884
81434	8x8 Faceplate - Blank	WTMLFP88BG
81435	6x6 Faceplate - One 3" Hole	WTMLFP663
81436	6x6 Faceplate - One 2" Hole	WTMLFP662
81437	6x6 Faceplate - One 1.5" Hole	WTMLFP6615
81438	6x6 Faceplate - One Blank	WTMLFP66BG



WELD-ON
IPS CORPORATION

GUY GRAY
IPS CORPORATION

WATER-TITE
IPS CORPORATION

TOUGH PANS.
IPS CORPORATION

ROOF TOP BLOX
IPS CORPORATION

TEST-TITE
IPS CORPORATION

AB&A
IPS CORPORATION

STUDOR
IPS CORPORATION

TRUEBRO
IPS CORPORATION

CHRISTY'S
IPS CORPORATION

Faceplates without Gasket Backing



PRODUCT	DESCRIPTION	MODEL
81439	6x16 Faceplate - Blank No Gasket	WTMLFP616B
81440	6x16 Faceplate - Blank No Gasket	WTMLFP612B
81441	4.5x10 Faceplate - Blank No Gasket	WTMLFP410B
81442	8x8 Faceplate - Blank No Gasket	WTMLFP88B
81443	6x6 Faceplate - Blank No Gasket	WTMLFP66B
81444	6x6 Faceplate - Thick No Gasket	WTMLFP66BTH

Gasket Backing

PRODUCT	DESCRIPTION	MODEL
66324	6x16 Backing Gasket Only	WTMLFP616G
66325	6x16 Backing Gasket Only	WTMLFP612G
66326	4.5x10 Backing Gasket Only	WTMLFP410G
66327	8x8 Backing Gasket Only	WTMLFP88G
66328	6x6 Backing Gasket Only	WTMLFP66G
66329	6x6 Backing Gasket Only	WTMLFP1218G
66330	12x18 Backing Gasket Only	WTMLFP2412G

Meter Pocket



PRODUCT	DESCRIPTION	MODEL
81445	9x16 Meter Pocket-Meter Sockets	WTMP916

Pro-Flash



- Non-breathable and flexible
- Weather tight elastomeric seal
- Score lines allow for multiple pipe sizes
- Easily integrates into your building envelope system
- Flexible membrane easily forms around any contours of the building (trims, corners, etc.)
- No caulking or taping

PRODUCT	DESCRIPTION	MODEL
81446	1/8"-3/8" NPS Proflash 12-Pk	WTPFGR2512PK
81447	0.5"-1.75" NPS Proflash 12-Pk	WTPFGR5015012PK
81448	2" NPS-4" Proflash 12-Pk	WTPFGR20035012PK
81449	4" SDR35-6" NPS Proflash 12-Pk	WTPFGR35065012PK
81450	1/8"-3/8" NPS Proflash 12-Pk	WTPFGR2525PK
81451	0.5"-1.75" NPS Proflash 12-Pk	WTPFGR5015025PK
81452	2" SDR35-6" NPS Proflash 12-Pk	WTPFGR20035025PK
81453	4" SDR35-6" NPS Proflash 12-Pk	WTPFGR35065025PK

IPS CORPORATION
WELD-ON

IPS CORPORATION
GUY GRAY

IPS CORPORATION
WATER-TITE

IPS CORPORATION
TOUGH PANS

IPS CORPORATION
ROOF TOP BLOK

IPS CORPORATION
TEST-TITE

IPS CORPORATION
AB&A

IPS CORPORATION
STUDOR

IPS CORPORATION
TRUEBRO

IPS CORPORATION
CHRISTY'S

WELD-ON
IPS CORPORATION

GUY GRAY
IPS CORPORATION

WATER-TITE
IPS CORPORATION

TOUGH PANS
IPS CORPORATION

ROOF TOP BLOX
IPS CORPORATION

TEST-TITE
IPS CORPORATION

AB&A
IPS CORPORATION

STUDOR
IPS CORPORATION

TRUEBRO
IPS CORPORATION

CHRISTY'S
IPS CORPORATION



TOUGH PANS®

PRODUCT OVERVIEW

Tough Pans Water Heater Pans

In 2019, IPS Corporation acquired the Dry Lift and Pro Series Water Heater protection pans which are designed for gas and electric water heaters.

The Dry Lift and Pro Series pans were added to IPS Corporation's high quality aluminum and plastic pans to form the most extensive protection pan line in the industry - now known as Tough Pans.

The Dry Lift and Pro Series pans are the most innovative drain pan line on the market, engineered with the strongest materials to produce a nearly indestructible pan. The Dry Lift and Pro series water heater pans can be used on gas or electric tanks and are extremely durable and flexible. The Dry Lift Series of drain pans uses built in risers to lift tanks 1.5", extending tank life and making connecting to the drain valve effortless.



- WELD-ON
- GUY GRAY
- WATER-TITE
- TOUGH PANS
- ROOF TOP BLOK
- TEST-TITE
- ABA
- STUDOR
- TRUEBRO
- CHRISTY'S

Dry Lift Series



- For use with gas or electric tanks
- Patented lift system for easy valve connection and extended tank life
- ASTM E-84 Class A Rating
- Constructed with the strongest materials for extreme toughness and flexibility

PRODUCT	DESCRIPTION	MODEL	UNITS/CASE
Dry Lift Pans			
87090	Dry Lift WH Pan 23" with CPVC Adapter	VP23RC	1
87091	Dry Lift WH Pan 23" with PVC Adapter	VP23RP	1
87092	Dry Lift WH Pan 25" with CPVC Adapter	VP25RC	1
87093	Dry Lift WH Pan 25" with PVC Adapter	VP25RP	1
87094	Dry Lift WH Pan 27" with CPVC Adapter	VP27RC	1
87095	Dry Lift WH Pan 27" with PVC Adapter	VP27RP	1

Pro Series



- For use with gas or electric tanks
- ASTM E-84 Class A Rating
- Constructed with the strongest materials for extreme toughness and flexibility

PRODUCT	DESCRIPTION	MODEL	UNITS/CASE
Pro Series Pans			
87110	PRO WH Pan 19" with CPVC Adapter	VP19PC	1
87111	PRO WH Pan 19" with PVC Adapter	VP19PP	1
87112	PRO WH Pan 21" with CPVC Adapter	VP21PC	1
87113	PRO WH Pan 21" with PVC Adapter	VP21PP	1
87114	PRO WH Pan 23" with CPVC Adapter	VP23PC	1
87115	PRO WH Pan 23" with PVC Adapter	VP23PP	1
87116	PRO WH Pan 25" with CPVC Adapter	VP25PC	1
87117	PRO WH Pan 25" with PVC Adapter	VP25PP	1
87118	PRO WH Pan 27" with CPVC Adapter	VP27PC	1
87119	PRO WH Pan 27" with PVC Adapter	VP27PP	1
87120	PRO WH Pan 31" with CPVC Adapter	VP31PC	1
87121	PRO WH Pan 31" with PVC Adapter	VP31PP	1

WELD-ON
IPS CORPORATION

GUY GRAY
IPS CORPORATION

WATER-TITE
IPS CORPORATION

TOUGH PANS
IPS CORPORATION

ROOF TOP BLOX
IPS CORPORATION

TEST-TITE
IPS CORPORATION

AB&A
IPS CORPORATION

STUDOR
IPS CORPORATION

TRUEBRO
IPS CORPORATION

CHRISTY'S
IPS CORPORATION

Aluminium Water Heater Pans, PVC Drain Connection



- Durable 25 mil. aluminum circular pans recommended for gas water heater protection
- Drain adapter fits over 1" and inside 1-1/2" PVC pipe
- 2" clearance around diameter of heater pan recommended
- 2 1/8" deep
- Will not rust
- Pre-drilled with drain kit

PRODUCT	DESCRIPTION	MODEL	UNITS/CASE
87030	18" ID x 20" OD Pan, 1" x 1-1/2" PVC Drain Conx.	AHP18203	10
87000	20" ID x 22" OD Pan, 1" x 1-1/2" PVC Drain Conx.	AHP2022	10
87003	22" ID x 24" OD Pan, 1" x 1-1/2" PVC Drain Conx.	AHP2224	10
87006	24" ID x 26" OD Pan, 1" x 1-1/2" PVC Drain Conx.	AHP2426	10
87010	26" ID x 28" OD Pan, 1" x 1-1/2" PVC Drain Conx.	AHP2628	10
87031	28" ID x 30" OD Pan, 1" x 1-1/2" PVC Drain Conx.	AHP2830	5
87013	30" ID x 32" OD Pan, 1" x 1-1/2" PVC Drain Conx.	AHP3032	5
87041	32" ID x 34" OD Pan, 1" x 1-1/2" PVC Drain Conx.	AHP3234	5

Aluminium Water Heater Pans, CPVC Drain Connection



- Durable 25 mil. aluminum circular pans recommended for gas water heater protection
- Drain adapter fits over 1" and inside 1-1/2" PVC pipe
- 2" clearance around diameter of heater pan recommended
- 2 1/8" deep
- Will not rust
- Pre-drilled with drain kit
- Furnished with 1" CPVC drain kit

PRODUCT	DESCRIPTION	MODEL	UNITS/CASE
87035	18" ID x 20" OD Pan, 1" CPVC Drain Conx.	AHP1820C	10
87002	20" ID x 22" OD Pan, 1" CPVC Drain Conx.	AHP2022C	10
87005	22" ID x 24" OD Pan, 1" CPVC Drain Conx.	AHP2224C	10
87008	24" ID x 26" OD Pan, 1" CPVC Drain Conx.	AHP2426C	10
87012	26" ID x 28" OD Pan, 1" CPVC Drain Conx.	AHP2628C	10
87033	28" ID x 30" OD Pan, 1" CPVC Drain Conx.	AHP2830C	5
87014	30" ID x 32" OD Pan, 1" CPVC Drain Conx.	AHP3032C	5
87074	32" ID x 34" OD Pan, 1" CPVC Drain Conx.	AHP3234C	5

Aluminium Water Heater Pans, PVC Drain Connection, No Hole



- Durable 25 mil. aluminum circular pans recommended for gas water heater protection
- Drain adapter fits over 1" and inside 1-1/2" PVC pipe
- 2" clearance around diameter of heater pan recommended
- 2 1/8" deep
- Will not rust
- Pre-drilled with drain kit
- Furnished with drain kit

PRODUCT	DESCRIPTION	MODEL	UNITS/CASE
87001	20" ID x 22" OD Pan, 1" PVC Drain Conx./No Hole	AHP2022NH	10
87004	22" ID x 24" OD Pan, 1" PVC Drain Conx./No Hole	AHP2224NH	10
87007	24" ID x 26" OD Pan, 1" PVC Drain Conx./No Hole	AHP2426NH	10
87011	26" ID x 28" OD Pan, 1" PVC Drain Conx./No Hole	AHP2628NH	10
87015	30" ID x 32" OD Pan, 1" PVC Drain Conx./No Hole	AHP3032NH	5

WELD-ON
IPS CORPORATION

GUY GRAY
IPS CORPORATION

WATER-TITE
IPS CORPORATION

TOUGH PANS
IPS CORPORATION

ROOF TOP BLOX
IPS CORPORATION

TEST-TITE
IPS CORPORATION

AB&A
IPS CORPORATION

STUDOR
IPS CORPORATION

TRUEBRO
IPS CORPORATION

CHRISTY'S
IPS CORPORATION

Plastic Water Heater Pans, PVC Drain Connection



- Circular pans recommended for electric water heater protection
- PVC drain adapter fits over 1" PVC or inside 1-1/2" PVC pipe
- 2" clearance around diameter of heater pan recommended
- 2 1/2" deep
- New plastic material allows for increased flexibility and ease of installation
- 1-piece construction
- Furnished with PVC drain kit

PRODUCT	DESCRIPTION	MODEL	UNITS/ CASE
86970	18" ID x 20" OD Pan, 1" x 1-1/2" PVC Drain Conx.	HP1820	20
86975	20" ID x 22" OD Pan, 1" x 1-1/2" PVC Drain Conx.	HP2022	20
86980	22" ID x 24" OD Pan, 1" x 1-1/2" PVC Drain Conx.	HP2224	20
86985	24" ID x 26" OD Pan, 1" x 1-1/2" PVC Drain Conx.	HP2426	20
86990	26" ID x 28" OD Pan, 1" x 1-1/2" PVC Drain Conx.	HP2628	10
86997	28" ID x 30" OD Pan, 1" x 1-1/2" PVC Drain Conx.	HP2830	5
86995	30" ID x 32" OD Pan, 1" x 1-1/2" PVC Drain Conx.	HP3032	5
87066	32" ID x 34" OD Pan, 1" x 1-1/2" PVC Drain Conx.	HP3234	5

Plastic Water Heater Pans, CPVC Drain Connection



- Circular pans recommended for electric water heater protection
- CPVC adapter fits 1" CPVC pipe
- 2" clearance around diameter of heater pan recommended
- 2 1/2" deep
- New plastic material allows for increased flexibility and ease of installation
- 1-piece construction
- Furnished with 1" CPVC drain kit

PRODUCT	DESCRIPTION	MODEL	UNITS/ CASE
86979	20" ID x 22" OD Pan, 1" CPVC Drain Conx.	HP2022C	20
86984	22" ID x 24" OD Pan, 1" CPVC Drain Conx.	HP2224C	20
86989	24" ID x 26" OD Pan, 1" CPVC Drain Conx.	HP2426C	20
86994	26" ID x 28" OD Pan, 1" CPVC Drain Conx.	HP2628C	10
86999	28" ID x 30" OD Pan, 1" CPVC Drain Conx.	HP2830C	5
86998	30" ID x 32" OD Pan, 1" CPVC Drain Conx.	HP3032C	5
87073	32" ID x 34" OD Pan, 1" CPVC Drain Conx.	HP3234C	5

Plastic Water Heater Pans, PVC Drain Connection, No Hole



- Circular pans recommended for electric water heater
- 2" clearance around diameter of heater pan recommended
- 2 1/2" deep
- New plastic material allows for increased flexibility and ease of installation
- 1-piece construction
- Furnished with PVC drain kit

PRODUCT	DESCRIPTION	MODEL	UNITS/ CASE
86976	20" ID x 22" OD Pan Undrilled, 1" x 1-1/2" PVC Drain Connection	HP2022NH	20
86981	22" ID x 24" OD Pan Undrilled, 1" x 1-1/2" PVC Drain Connection	HP2224NH	20
86986	24" ID x 26" OD Pan Undrilled, 1" x 1-1/2" PVC Drain Connection	HP2426NH	20
86991	26" ID x 28" OD Pan Undrilled, 1" x 1-1/2" PVC Drain Connection	HP2628NH	10
86996	30" ID x 32" OD Pan Undrilled, 1" x 1-1/2" PVC Drain Connection	HP3032NH	5

WELD-ON
IPS CORPORATION

GUY GRAY
IPS CORPORATION

WATER-TITE
IPS CORPORATION

TOUGH PANS
IPS CORPORATION

ROOF TOP BLOX
IPS CORPORATION

TEST-TITE
IPS CORPORATION

AB&A
IPS CORPORATION

STUDOR
IPS CORPORATION

TRUEBRO
IPS CORPORATION

CHRISTY'S
IPS CORPORATION

Plastic Washing Machine Pans



- 1" PVC drain connection included
- Provides protection from washing machine overflow or hose failure
- High-impact plastic – will not rust
- Pan not drilled
- 1" to 2" clearance around diameter of pan recommended

PRODUCT	DESCRIPTION	MODEL	UNITS/ CASE
83200	27" x 29" ID/27 1/2" x 29-1/2" Top OD Pan w/1" x 1-1/2" PVC Drain	WMP1	5
83202	28-1/4" x 28-1/4" ID/29 1/8" x 29 1/8" Top OD Pan w/1" x 1-1/2" PVC Drain	WMP2	5
83203	28" x 30" ID/31 x 33 Top OD Pan w/1" x 1-1/2" PVC Drain	WMP3	5
83204	28-1/4" x 28-1/4" ID/29 1/8" x 29 1/8" Top OD Pan w/1" x 1-1/2" PVC Drain/ Bulk	WMP2B	75
83205	29" x 34" ID/31" x 36" Top OD Pan w/ 1" x 1-1/2" PVC Drain	WMP4	5

Adapter Kit For All Plastic, Aluminium and Washing Machine Pans



- Can be used with aluminum or plastic water heater pans and washing machine pans
- PVC adapter fits over 1" and inside 1-1/2" PVC pipe
- Kit comes with adapter, rubber washer and lock nut
- Combination adapter is 1" x 1-1/2"

PRODUCT	DESCRIPTION	MODEL	UNITS/ CASE
88371	PVC 1" x 1-1/2" Adapter	88371	5
89075	CPVC 1" x 1-1/2" Adapter	89075	5

Water Heater Stand



- Durable galvanized steel stand recommended for 30 – 50 gal. capacity gas water heater protection
- Easy screw & nut assembly

PRODUCT	DESCRIPTION	MODEL	UNITS/ CASE
83180	18-Gauge 21" x 21" x 18" Stand (650# Weight Limit)	WHS1	1
83181	16-Gauge 24" x 24" x 18" Stand (1300# Weight Limit)	WHS2	1

WELD-ON
IPS CORPORATION

GUY GRAY
IPS CORPORATION

WATER-TITE
IPS CORPORATION

TOUGH PANS
IPS CORPORATION

ROOF-TOP BLOK
IPS CORPORATION

TEST-TITE
IPS CORPORATION

AB&A
IPS CORPORATION

STUDOR
IPS CORPORATION

TRUEBRO
IPS CORPORATION

CHRISTY'S
IPS CORPORATION

WELD-ON
IPS CORPORATION

GUY GRAY
IPS CORPORATION

WATER-TITE
IPS CORPORATION

TOUGH PANS
IPS CORPORATION

ROOF TOP BLOX
IPS CORPORATION


TEST-TITE
IPS CORPORATION

AB&A
IPS CORPORATION

STUDOR
IPS CORPORATION

TRUEBRO
IPS CORPORATION

CHRISTY'S
IPS CORPORATION



ROOF TOP BLOX

PRODUCT OVERVIEW

Versatile, time-saving roof top support block system

The Roof Top Blox® is a revolutionary roof top support block system that works with height extension rods, support brackets, pipe rollers, strut, and more. The Blox is versatile enough for every roof plumbing support, roof piping support, and roof platform support need. In addition, the packaging makes transporting roof support blocks to the job – and roof top – a faster and more efficient process.

Engineered with contractors in mind, the Roof Top Blox system is designed to be quickly installed, expanded, and adjusted from just the top side. Easier installation and lasting dependability make Roof Top Blox the best roof block choice to specify or install for supporting pipes and mechanical equipment on flat commercial roofs.



IPS CORPORATION
WELD-ON

IPS CORPORATION
GUY GRAY

IPS CORPORATION
WATER-TITE

IPS CORPORATION
TOUGH PANS

IPS CORPORATION
ROOF TOP BLOX

IPS CORPORATION
TEST-TITE

IPS CORPORATION
ABA

IPS CORPORATION
STUDOR

IPS CORPORATION
TRUEBRO

IPS CORPORATION
CHRISTY'S

WELD-ON
IPS CORPORATION

GUY GRAY
IPS CORPORATION

WATER-TITE
IPS CORPORATION

TOUGH PANS.
IPS CORPORATION

ROOF TOP BLOX
IPS CORPORATION

TEST-TITE
IPS CORPORATION

AB&A
IPS CORPORATION

STUDOR
IPS CORPORATION

TRUEBRO
IPS CORPORATION

CHRISTY'S
IPS CORPORATION

Roof Top Blox Adjustable Pipe Support



- Made of Polypropylene Copolymer
- Bundled in 8 pack totes
- Includes on-board galvanized strap
- 250 lbs. max weight single point
- 350 lbs. max weight with strut
- Perfect solution for supporting piping and equipment on flat commercial roofs

PRODUCT	DESCRIPTION	MODEL	UNITS/ CASE
80600	Roof Top Blox-Adj Pipe Support (8-pack)	RTB01	8

1.5" Blox Height Extension



- Fastens directly on top of Blox
- Two #10 screws provided
- Use to elevate Blox to 6" overall height
- 100 lbs./45 kg max loads when directly mounted to blox or when elevated on threaded rods
- Available in 24 or 48 packs

PRODUCT	DESCRIPTION	MODEL	UNITS/ CASE
80601	1.5" Blox Height Extension	XTB0224	24

Securing Brackets



- Pair of securing brackets secure Blox directly to roof surface
- Help to secure Blox to protect against moderate wind, water and snow loads
- Brackets lock onto engineered mounting tabs with two #12x3/4" screws, then glue to roof surface with structural adhesive

PRODUCT	DESCRIPTION	MODEL	UNITS/ CASE
80607	Securing Bracket (1 pair)	SCB07	32

Small & Large Pipe Rollers




- Small aluminum roller supports 1" - 3" diameter pipe
- Large aluminum roller supports 4" - 6" diameter pipe
- Use on long pipe runs to allow for expansion and contraction of piping
- Can be mounted centrally or side by side on Blox
- Can be mounted directly on Blox or elevated with extension rods (ROD03)
- Includes strut, bolts and mounting screws (Large rollers only)

PRODUCT	DESCRIPTION	MODEL	UNITS/ CASE
Small Pipe Rollers			
80605	1" - 3" Small Pipe Roller	ROL05	16
80611	1"-3" Small Pipe Roller Less Containment Band	ROL08	16
Large Pipe Roller			
80606	4" - 6" Large Pipe Roller	ROL06	8
80611	1"-3" Small Pipe Roller Less Containment Band	ROL08	16



12" Extension Rods



- 11-1/2" long, 1/2" diameter zinc coated threaded rods with nuts and washers
- Use with XTB02, STR04, ROL05 or ROL06 to elevate piping up to 14" overall height
- Insert rods a minimum of 1" into blox, not to exceed 3"

PRODUCT	DESCRIPTION	MODEL	UNITS/CASE
80603	12" Extension Rods	ROD03	24

10" Galvanized Slotted Strut



- Mounts directly to Blox top with #14x1 sheet metal screws and washers
- Can also be installed elevated with threaded extension rods
- Accepts strut clamps
- 350 lbs./158 kg max. static load when strut is applied to Blox

PRODUCT	DESCRIPTION	MODEL	UNITS/CASE
80604	10" Slotted Steel Strut	STR04	24

M-1® Structural Adhesive



- Non-solvent based, flexible, high-bond M-1 adhesive
- 10 oz. tube bonds 10 pairs of SCB07
- Bonds SCB07 Securing Brackets to all roof surfaces and materials
- Available in gray or white (Not to be applied under Blox)

PRODUCT	DESCRIPTION	MODEL	UNITS/CASE
80608	Structural Adhesive, Gray	ADH12	24
80609	Structural Adhesive, White	ADH12WH	24

Primer for M-1® Adhesive



- Primer required for bonding with ADH12 to TPO roofing systems.
- One pint primes TPO membranes for 35 pairs of
- Securing Brackets

PRODUCT	DESCRIPTION	MODEL	UNITS/CASE
80610	TPO Primer, F1280 (pint)	PRI13	4



WELD-ON
IPS CORPORATION

GUY GRAY
IPS CORPORATION

WATER-TITE
IPS CORPORATION

TOUGH PANS
IPS CORPORATION

ROOF TOP BLOX
IPS CORPORATION

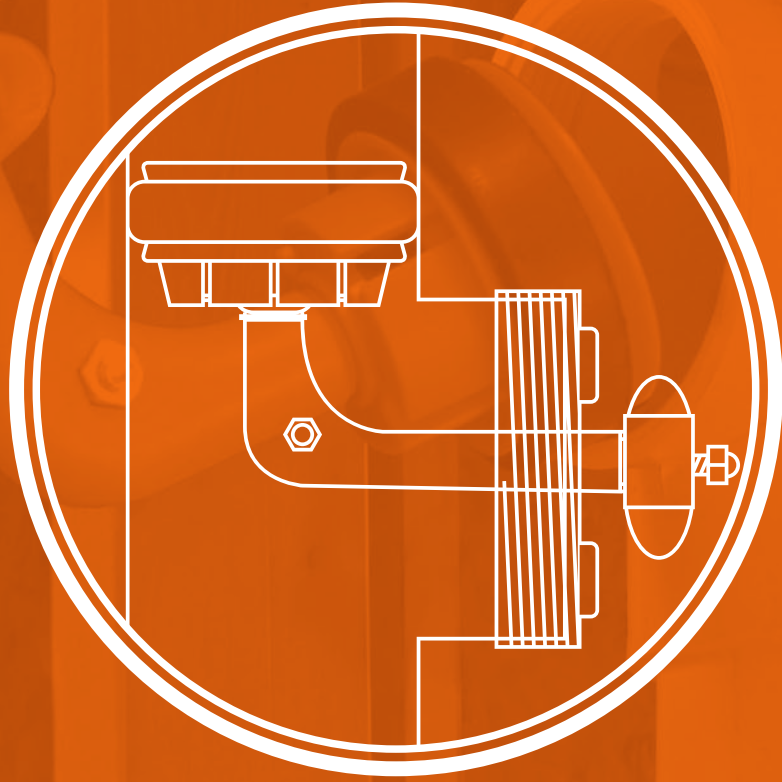
TEST-TITE
IPS CORPORATION

AB&A
IPS CORPORATION

STUDOR
IPS CORPORATION

TRUEBRO
IPS CORPORATION

CHRISTY'S
IPS CORPORATION



TEST-TITE®

PRODUCT OVERVIEW

40+ years of field-tested reliability

For more than four decades now, Test-Tite® products have featured a full range of pneumatic and mechanical test plugs. Plumbers worldwide have come to rely on Test-Tite time- and field-tested plugs, turning to them for use in residential, commercial, and underground markets.

Test plugs, tools, hoses and more

Test-Tite pneumatic plugs come with a three-year warranty and include the full plumbing line of Pressure Relief Test Plugs up to 15" in diameter. Test-Tite mechanical plugs feature the all new patented Mechanical Cleanout Test Plug, as well as the Flush Cleanout Repair Plugs. The full Test-Tite product line also includes test caps, hoses and accessories.



- WELD-ON
- GUY GRAY
- WATER-TITE
- TOUGH PANS
- ROOF TOP BLOK
- TEST-TITE
- ABA
- STUDOR
- TRUEBRO
- CHRISTY'S

WELD-ON
IPS CORPORATION

GUY GRAY
IPS CORPORATION

WATER-TITE
IPS CORPORATION

TOUGH PANS.
IPS CORPORATION

ROOF TOP BLOX
IPS CORPORATION

TEST-TITE
IPS CORPORATION

AB&A
IPS CORPORATION

STUDOR
IPS CORPORATION

TRUEBRO
IPS CORPORATION

CHRISTY'S
IPS CORPORATION

Pressure Relief Pneumatic Test Plugs



- Pressure relief automatically resets as the pressure in the plug vents below release pressure
- Pressure relief has no moving parts to fail or malfunction
- Molded as one-piece with no seams or bonded parts
- Pressure relief exhausts out of the top of the plug into test area
- Internal pressure relief device releases pressure when plug exceeds maximum pressure levels
- Works in place of “standard” pneumatic plugs
- 5 sealing ribs in the center portion of the plug for positive sealing
- Three-year limited warranty
- Patents Pending
- 3" and 4" plugs are available with 48" long chains (bulk packs only). Contact IPS for availability

PRODUCT	DESCRIPTION	MODEL	UNITS/ CASE
Standard Packs			
83581	1-1/4" – 1-1/2" PR Test Plug Boxed	83581	6
83582	2" Pressure Relief Test Plug	83582	6
83583	3" Pressure Relief Test Plug	83583	6
83584	4" Pressure Relief Test Plug	83584	6
Bulk Packs			
83585	1-1/4" – 1-1/2" PR Test Plug Bulk	83585	12
83586	2" Pressure Relief Test Plug	83586	12
83587	3" Pressure Relief Test Plug	83587	12
83588	4" Pressure Relief Test Plug	83588	12

Large Pressure Relief Pneumatic Test Plugs



- Designed for testing or to temporarily stop the flow
- Each size is designed for one specific pipe size
- Can be used in a variety of fitting applications and are suitable for most pipe materials
- Conforms to irregular pipe shapes to seal effectively
- Manufactured from a durable natural rubberMetal cap/core tool is also included

PRODUCT	DESCRIPTION	MODEL	UNITS/ CASE
Standard Packs			
83625	5" Standard Pneumatic Test Plug w/ PR Valve	83625	1
83626	6" Standard Pneumatic Test Plug w/ PR Valve	83626	1
83628	8" Standard Pneumatic Test Plug w/ PR Valve	83628	1
83630	10" Standard Pneumatic Test Plug w/ PR Valve	83630	1
83632	12" Standard Pneumatic Test Plug w/ PR Valve	83632	1
83635	15" Standard Pneumatic Test Plug w/ PR Valve	83635	1

Multi-Size Pneumatic Test Plugs



- Designed for the testing of pipelines or to temporarily stop the flow
- Can be used individually as a test plug or together with another plug for testing
- Each plug is designed for two or more pipe sizes
- Plugs are suitable for many different pipe materials
- Manufactured from a durable natural rubber compound
- 4"-6" diameter and smaller come with a 12" chain and a ring assembly attached to a molded inflation valve
- Metal cap/core tool is also included

PRODUCT	DESCRIPTION	MODEL	UNITS/ CASE
Standard Packs			
83211	3/4" – 1-1/2" Multi-Size Standard Pneumatic Test Plug	83211	1
83212	1-1/4" – 2" Multi-Size Standard Pneumatic Test Plug	83212	6
83225	2" – 3" Multi-Size Standard Pneumatic Test Plug	83225	6
83234	3" – 4" Multi-Size Standard Pneumatic Test Plug	83234	6
83246	4" – 6" Multi-Size Standard Pneumatic Test Plug	83246	1
83248	4" – 8" Multi-Size Standard Pneumatic Test Plug w/ PR Valve	83248	1
83268	6" – 8" Multi-Size Standard Pneumatic Test Plug w/ PR Valve	83268	1
83261	6" – 10" Multi-Size Standard Pneumatic Test Plug w/ PR Valve	83261	1
83282	8" – 12" Multi-Size Standard Pneumatic Test Plug w/ PR Valve	83282	1
83216	10" – 16" Multi-Size Standard Pneumatic Test Plug w/ PR Valve	83216	1
83218	12" – 18" Multi-Size Standard Pneumatic Test Plug w/ PR Valve	83218	1
83633	12" – 24" Large Diameter Multi-Size Pneumatic Test Plug w/ PR Valve	83633	1

WELD-ON
IPS CORPORATION

GUY GRAY
IPS CORPORATION

WATER-TITE
IPS CORPORATION

TOUGH PANS
IPS CORPORATION

ROOF TOP BLOK
IPS CORPORATION

TEST-TITE
IPS CORPORATION

ABA
IPS CORPORATION

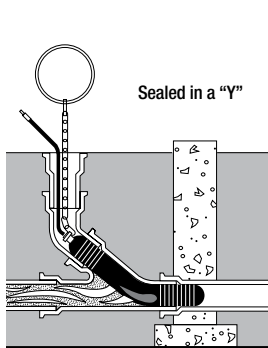
STUDOR
IPS CORPORATION

TRUEBRO
IPS CORPORATION

CHRISTY'S
IPS CORPORATION

Pressure Relief Long Pneumatic Test Plugs

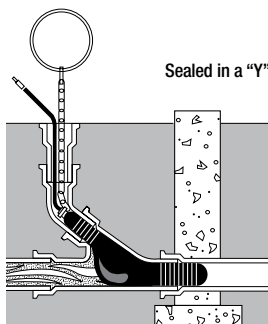
- Designed for the testing of pipelines or to temporarily stop the flow
- Designed to be used in a "Y" to block flow from the main sewer line
- Suitable for many different pipe materials
- Manufactured from a durable natural rubber compound
- Each size comes with a 24" chain and ring assembly attached to a pressure relief valve
- Also included with each plug is a 36" inflation hose



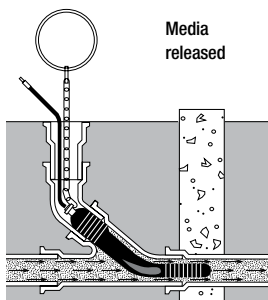
PRODUCT	DESCRIPTION	MODEL	UNITS/ CASE
Standard Packs			
83642	2" Long Pneumatic Test Plug w/ PR Valve	83642	1
83643	3" Long Pneumatic Test Plug w/ PR Valve	83643	1
83644	4" Long Pneumatic Test Plug w/ PR Valve	83644	1
83646	4" – 6" Long Pneumatic Test Plug w/ PR Valve	83646	1
Bulk Packs			
83542	2" Long Pneumatic Test Plug w/ PR Valve	83542	6
83543	3" Long Pneumatic Test Plug w/ PR Valve	83543	6
83544	4" Long Pneumatic Test Plug w/ PR Valve	83544	6

Multi-Size Dual Stage Long Pneumatic Test Plugs

- Designed for the testing of pipelines or to temporarily stop the flow
- Designed to be used in a "Y" to block flow from the main sewer line
- The multi-size dual-stage long is designed to release the test media before completely deflating and removing the plug
- Suitable for many different pipe materials
- Manufactured from a durable natural rubber compound
- Each size comes with a 24" chain and ring assembly attached to a pressure relief valve
- Also included with each plug is a 36" inflation hose



PRODUCT	DESCRIPTION	MODEL	UNITS/ CASE
83123	2" – 3" Multi-Size – Dual-Stage Long Pneumatic Test Plug w/ PR Valve	83123	1
83134	3" – 4" Multi-Size – Dual-Stage Long Pneumatic Test Plug w/ PR Valve	83134	1
83146	4" – 6" Multi-Size – Dual-Stage Long Pneumatic Test Plug w/ PR Valve	83146	1



WELD-ON
IPS CORPORATION

GUY GRAY
IPS CORPORATION

WATER-TITE
IPS CORPORATION

TOUGH PANS
IPS CORPORATION

ROOF TOP BLOX
IPS CORPORATION

TEST-TITE
IPS CORPORATION

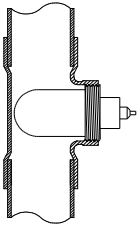
AB&A
IPS CORPORATION

STUDOR
IPS CORPORATION

TRUEBRO
IPS CORPORATION

CHRISTY'S
IPS CORPORATION

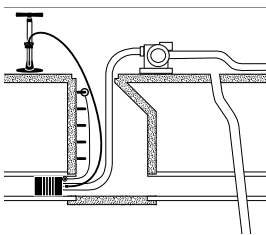
Pneumatic Cleanout Test Plugs



- Designed for the testing of plumbing pipelines above the cleanout tee
- Each size is designed for one specific pipe size
- Design of this plug will allow for passing of the test water or air by deflating the plug
- After deflation, the plug can be unscrewed from the test tee
- Manufactured from a durable natural rubber compound
- Each size comes with a molded-in inflation valve

PRODUCT	DESCRIPTION	MODEL	UNITS/ CASE
Standard Packs			
83651	1-1/2" Cleanout Pneumatic Test Plug	83651	6
83652	2" Cleanout Pneumatic Test Plug	83652	6
83653	3" Cleanout Pneumatic Test Plug	83653	6
83654	4" Cleanout Pneumatic Test Plug	83654	6
Bulk Packs			
83661	1-1/2" Cleanout Pneumatic Test Plug – Bulk Pack	83661	12
83662	2" Cleanout Pneumatic Test Plug – Bulk Pack	83662	12
83663	3" Cleanout Pneumatic Test Plug – Bulk Pack	83663	12
83664	4" Cleanout Pneumatic Test Plug – Bulk Pack	83664	12

Pneumatic Bypass Plugs



- Designed for the bypassing of water or sewage in pipelines or to temporarily stop the flow
- Can also be adapted to use in air testing of sewer lines
- Each plug is designed for one pipe size
- Plugs can be used in a variety of applications and are suitable for many different pipe materials
- Manufactured from a durable natural rubber compound
- Sizes 1-1/2" through 5" come with a 12" chain and ring assembly
- Sizes 3" and larger come with a pressure relief valve
- Sizes 6" through 15" come with an eyebolt for connecting a rope or inflation/lift line

PRODUCT	DESCRIPTION	MODEL	UNITS/ CASE
83671	1-1/2" Pneumatic Bypass Plug	83671	1
83672	2" Pneumatic Bypass Plug	83672	1
83673	3" Pneumatic Bypass Plug w/ PR Valve	83673	1
83674	4" Pneumatic Bypass Plug w/ PR Valve	83674	1
83675	5" Pneumatic Bypass Plug w/ PR Valve	83675	1
83676	6" Pneumatic Bypass Plug w/ PR Valve	83676	1
83678	8" Pneumatic Bypass Plug w/ PR Valve	83678	1
83680	10" Pneumatic Bypass Plug w/ PR Valve	83680	1
83682	12" Pneumatic Bypass Plug w/ PR Valve	83682	1
83685	15" Pneumatic Bypass Plug w/ PR Valve	83685	1



Multi-Size Pneumatic Bypass Plugs



- Designed for the bypassing of water or sewage in pipelines or to temporarily stop the flow
- Can also be adapted to use in air testing of sewer lines
- Plugs can be used in a variety of applications and are suitable for many different pipe materials
- Each plug is designed for two or more pipe sizes
- Manufactured from a durable natural rubber compound
- Each plug comes with an eyebolt for connecting a rope or inflation/lift line and a pressure relief valve

PRODUCT	DESCRIPTION	MODEL	UNITS/CASE
83761	6" – 10" Multi-Size Pneumatic Bypass Plug w/ PR Valve	83761	1
83802	8" – 12" Multi-Size Pneumatic Bypass Plug w/ PR Valve	83802	1
83816	10" – 16" Multi-Size Pneumatic Bypass Plug w/ PR Valve	83816	1
83818	12" – 18" Multi-Size Pneumatic Bypass Plug w/ PR Valve	83818	1
83824	12" – 24" Multi-Size Pneumatic Bypass Plug w/ PR Valve	83824	1

Large Multi-Size Pneumatic Bypass Plugs



- Designed for the bypassing of water or sewage in pipelines or to temporarily stop the flow
- Can also be adapted to use in air testing of sewer lines
- Each plug is designed for two or more pipe sizes
- Can be used in a variety of applications and are suitable for many different pipe materials
- Manufactured from a durable natural rubber compound

PRODUCT	DESCRIPTION	MODEL	UNITS/CASE
83860	15" – 30" Multi-Size Pneumatic Bypass Plug	83860	1
83861	20" – 36" Multi-Size Pneumatic Bypass Plug	83861	1
83865	24" – 48" Multi-Size Pneumatic Bypass Plug	83865	1
83877	48" – 72" Multi-Size Pneumatic Bypass Plug	83877	1

WELD-ON
IPS CORPORATION

GUY GRAY
IPS CORPORATION

WATER-TITE
IPS CORPORATION

TOUGH PANS
IPS CORPORATION

ROOF TOP BLOX
IPS CORPORATION

TEST-TITE
IPS CORPORATION

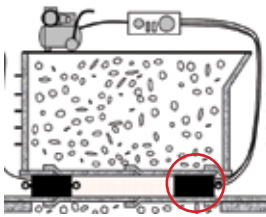
AB&A
IPS CORPORATION

STUDOR
IPS CORPORATION

TRUEBRO
IPS CORPORATION

CHRISTY'S
IPS CORPORATION

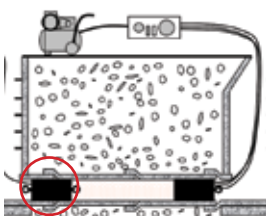
Multi-Size Pneumatic Front Air Test Plugs



- Designed for the testing of pipelines or to temporarily stop the flow
- Can be used individually as a test plug or together with another plug for testing
- Each plug is designed for two or more pipe sizes
- Plugs are suitable for many different pipe materials
- Manufactured from a durable natural rubber compound
- Sizes 12" - 24" and smaller come with pressure relief valve
- Each size comes with an eyebolt at each end for connecting directly to another Air

PRODUCT	DESCRIPTION	MODEL	UNITS/CASE
84048	4" – 8" Multi-Size Pneumatic Front Air Test Plugs w/ PR Valve	84048	1
84082	8" – 12" Multi-Size Pneumatic Front Air Test Plugs w/ PR Valve	84082	1
84118	12" – 18" Multi-Size Pneumatic Front Air Test Plugs w/ PR Valve	84118	1
84124	12" – 24" Multi-Size Pneumatic Front Air Test Plugs w/ PR Valve	84124	1
84146	15" – 30" Multi-Size Pneumatic Front Air Test Plugs	84146	1
84147	20" – 36" Multi-Size Pneumatic Front Air Test Plugs	84147	1
84148	24" – 48" Multi-Size Pneumatic Front Air Test Plugs	84148	1
84149	36" – 60" Multi-Size Pneumatic Front Air Test Plugs	84149	1
84151	48" – 72" Multi-Size Pneumatic Front Air Test Plugs	84151	1
84152	60" – 96" Multi-Size Pneumatic Front Air Test Plugs	84152	1

Multi-Size Pneumatic Back Air Test Plugs



- Designed for the testing of pipelines or to temporarily stop the flow
- Can be used individually as a test plug or together with another plug for testing
- Each plug is designed for two or more pipe sizes
- Plugs are suitable for many different pipe materials
- Manufactured from a durable natural rubber compound
- Sizes 12" - 24" and smaller come with pressure relief valve
- Each size comes with an eyebolt at each end for connecting directly to another Air

PRODUCT	DESCRIPTION	MODEL	UNITS/CASE
83948	4" – 8" Multi-Size Pneumatic Back Air Test Plugs w/ PR Valve	83948	1
83962	8" – 12" Multi-Size Pneumatic Back Air Test Plugs w/ PR Valve	83962	1
83968	12" – 18" Multi-Size Pneumatic Back Air Test Plugs w/ PR Valve	83968	1
83974	12" – 24" Multi-Size Pneumatic Back Air Test Plugs w/ PR Valve	83974	1
83975	15" – 30" Multi-Size Pneumatic Back Air Test Plugs	83975	1
83976	20" – 36" Multi-Size Pneumatic Back Air Test Plugs	83976	1
83978	24" – 48" Multi-Size Pneumatic Back Air Test Plugs	83978	1
83979	36" – 60" Multi-Size Pneumatic Back Air Test Plugs	83979	1
83981	48" – 72" Multi-Size Pneumatic Back Air Test Plugs	83981	1

WELD-ON
IPS CORPORATION

GUY GRAY
IPS CORPORATION

WATER-TITE
IPS CORPORATION

TOUGH PANS
IPS CORPORATION

ROOF TOP BLOK
IPS CORPORATION

TEST-TITE
IPS CORPORATION

AB&A
IPS CORPORATION

STUDOR
IPS CORPORATION

TRUEBRO
IPS CORPORATION

CHRISTY'S
IPS CORPORATION

WELD-ON
IPS CORPORATION

GUY GRAY
IPS CORPORATION

WATER-TITE
IPS CORPORATION

TOUGH PANS.
IPS CORPORATION

ROOF TOP BLOX
IPS CORPORATION

TEST-TITE
IPS CORPORATION

AB&A
IPS CORPORATION

STUDOR
IPS CORPORATION

TRUEBRO
IPS CORPORATION

CHRISTY'S
IPS CORPORATION

Drain Flush



- Connects to garden hose to safely, cleanly, and easily clear drain pipes of obstructions with water pressure
- Works in minutes without harsh chemicals
- Effective up to 1,000'
- Sizes available for most common residential drain applications
- Completely reusable
- One-year replacement guarantee

PRODUCT	DESCRIPTION	MODEL	UNITS/CASE
83500	Drain Flush for 1" – 2" Drains	RDF 12	12
83505	Drain Flush for 1-1/2" – 3" Drains	RDF 13	12
83510	Drain Flush for 3" – 4" Drains	RDF 34	6
83515	Drain Flush for 3" – 6" Drains	RDF 36	6

Extension Hoses



- Pressure rated at 250 psig
- Made with brass fitting and ferrules
- Extension hoses each have a male and female fitting to connect directly to an inflation valve

PRODUCT	DESCRIPTION	MODEL	UNITS/CASE
83692	2-Ft. Extension Hose	83692	6
83693	3-Ft. Extension Hose	83693	6
83695	5-Ft. Extension Hose	83695	6
83696	10-Ft. Extension Hose	83696	1
83697	20-Ft. Extension Hose	83697	1
83698	30-Ft. Extension Hose	83698	1
83703	40-Ft. Extension Hose	83703	1

Air Test Caps



- Used for converting a bypass plug to a Front Air Test Plug
- Each cap includes two fittings for inflation and reading pressure
- Each cap thread is standard pipe thread
- Caps are PVC for easy removal

PRODUCT	DESCRIPTION	MODEL	UNITS/CASE
83921	1-1/2" Air Test Cap, Quick Disconnect	83921	1
83922	3" Air Test Cap, Quick Disconnect	83922	1
83923	4" Air Test Cap, Quick Disconnect	83923	1

Replacement Fittings



- Replacement parts for Test-Tite testing equipment

PRODUCT	DESCRIPTION	MODEL	UNITS/CASE
99577	Quick Disconnect, Hose	99577	1
99851	1/4" Disconnect Plug	99851	1
99751	Inflator, for Extension Hose	99751	1
99752	Deflator, for Extension Hose	99752	1
99694	1/4" Tank Valve	99694	1

Pump with Gauge



- Easy-to-read pressure gauge
- Includes thumb-lock disconnect
- Includes foot base
- Inflation noses on all pumps can be replaced

PRODUCT	DESCRIPTION	MODEL	UNITS/CASE
83700	Black Pump w/Gauge – Hi Impact Plastic Body	83700	1
83710	Red Pump w/Gauge – Steel Body	83710	1

Air Test Hoses



- Each hose is 3/8" ID for maximum inflation volume
- Hoses rated at 250 psig
- Each hose comes with brass quick disconnects

PRODUCT	DESCRIPTION	MODEL	UNITS/CASE
83905	10-Ft. Monitor Hose, 3/8" Hose	83905	1
83906	20-Ft. Monitor Hose, 3/8" Hose	83906	1
83907	30-Ft. Monitor Hose, 3/8" Hose	83907	1
83908	40-Ft. Monitor Hose, 3/8" Hose	83908	1
83909	10-Ft. Inflation Lift Hose, 3/8"	83909	1
83910	20-Ft. Inflation Lift Hose, 3/8"	83910	1
83911	30-Ft. Inflation Lift Hose, 3/8"	83911	1
83912	40-Ft. Inflation Lift Hose, 3/8"	83912	1

Inflation / Lift Hoses



- Extension hoses each have a male and female fitting to connect directly to an inflation valve
- Includes a quick snap connection on lift line

PRODUCT	DESCRIPTION	MODEL	UNITS/CASE
83732	10-Ft. Inflation/Lift Hose	83732	1
83733	20-Ft. Inflation/Lift Hose	83733	1
83734	30-Ft. Inflation/Lift Hose	83734	1
83735	40-Ft. Inflation/Lift Hose	83735	1

WELD-ON
IPS CORPORATION

GUY GRAY
IPS CORPORATION

WATER-TITE
IPS CORPORATION

TOUGH PANS
IPS CORPORATION

ROOF TOP BLOX
IPS CORPORATION

TEST-TITE
IPS CORPORATION

AB&A
IPS CORPORATION

STUDOR
IPS CORPORATION

TRUEBRO
IPS CORPORATION

CHRISTY'S
IPS CORPORATION

Twist 'N Seal® Pipe Sealing Plug

- Stop water flow while soldering or cementing pipe fittings
- Holds up to 60 psig
- Quick and easy to use
- Comes individually or in a kit
- Simple to change sizes – just unscrew rubber seal and replace
- No tools required



PRODUCT	DESCRIPTION	MODEL	UNITS/ CASE
83782	Small tool with 1/2" seal already attached	83782	6
83783	Small tool with 3/4" seal already attached	83783	6
83784	Small tool with 1" seal already attached	83784	6
83787	Large tool with 1-1/4" seal already attached	83787	1
83788	Large tool with 1-1/2" seal already attached	83788	1
83789	Large tool with 2" seal already attached	83789	1
83785	1/2" – 1" Twist 'N Seal Kit	83785	6
83790	1-1/4" – 2" Twist 'N Seal Kit w/ Carrying Case	83790	1
83791	1/2" – 2" Twist 'N Seal Kit w/ Carrying Case	83791	1
83792	1/2" – 1" Twist 'N Seal Kit w/ Carrying Case	83792	1
97470	1/2" Replacement Seal	97470	6
97471	3/4" Replacement Seal	97471	6
97472	1" Replacement Seal	97472	6
97528	1-1/4" Replacement Seal	97528	1
97529	1-1/2" Replacement Seal	97529	1
97530	2" Replacement Seal	97530	1
97543	Carrying Case	97543	1

Mechanical Cleanout Test Plugs

- Clear cap provides a "window" to monitor the test media as it drains
- Expandable rubber gasket provides air and water tight seal
- Tests up to 40 vertical feet
- Durable design; plated steel parts will not rust
- No tools, hoses or gauges are required for installation
- Hand-tighten in seconds
- Available in 2-, 3-, 4- and 6-inch diameters



PRODUCT	DESCRIPTION	MODEL	UNITS/ CASE
83656	2" Mechanical Cleanout Test Plug, for PVC/ABS DWV	MC02	6
83649	2" Mechanical Cleanout Test Plug, for Cast Iron	MC02CI	6
83657	3" Mechanical Cleanout Test Plug - Bulk Pack	MC03	6
83658	4" Mechanical Cleanout Test Plug - Bulk Pack	MC04	6
83659	6" Mechanical Cleanout Test Plug, for PVC/ABS DWV	MC06	1
83660	6" Mechanical Cleanout Test Plug, for Cast Iron	MC06CI	1
90442	2" Rubber Seal Only for MC02 Plug	90442	1
90446	2" Rubber Seal Only for MC02CI Plug	90446	1
90443	3" Rubber Seal Only for MC03 Plug	90443	1
90444	4" Rubber Seal Only for MC04 Plug	90444	1
90447	6" Rubber Seal Only for MC06 Plug	90447	1
90448	6" Rubber Seal Only for MC06CI Plug	90448	1
90445	Pop-It Seal Only for 2", 3", and 4"	90445	1

Metal Wing Nut Test Plugs



- Cost-effective plug
- Used for plugging open-ended pipe
- Rubber sealing ring

PRODUCT	DESCRIPTION	MODEL	UNITS/CASE
88386	Tests 1-1/2" Drain Pipe	RWN 1	6
88387	Tests 2" Drain Pipe	RWN 2	6
88388	Tests 3" Drain Pipe	RWN 3	6
88389	Tests 4" Drain Pipe	RWN 4	6
88384	Tests 5" Drain Pipe	RWN 5	5
88390	Tests 6" Drain Pipe	RWN 6	5

Twist-Tite Mechanical Test Plugs



- Oversized wingnut with wrench pad for easy removal
- Made of high-impact ABS material
- This model for end-of-pipe only
- Will not rust or corrode
- Neoprene gasket

PRODUCT	DESCRIPTION	MODEL	UNITS/CASE
83591	1-1/2" Mechanical Test Plug	MWN 1	10
83592	2" Mechanical Test Plug	MWN 2	10
83593	3" Mechanical Test Plug	MWN 3	10
83594	4" Mechanical Test Plug	MWN 4	10
83596	6" Mechanical Test Plug	MWN 6	5
83598	8" Mechanical Test Plug	MWN 8	5

Inside Pipe Twist-Tite Mechanical Test Plugs



- Oversized wingnut with wrench pad for easy removal
- Made of high-impact ABS material
- This model for inside-pipe only
- Will not rust or corrode
- Neoprene gasket

PRODUCT	DESCRIPTION	MODEL	UNITS/CASE
83595	4" Inside Pipe Twist-Tite	MWN 9	10
83597	6" Inside Pipe Twist-Tite	MWN 10	5
83599	8" Inside Pipe Twist-Tite	MWN 11	5



Flush Mechanical Cleanout Repair Plug

- Holds up to 50 feet of back pressure
- Seals air tight! (Does not rely on threads to seal)
- Back pressure actually increases sealing ability
- Completely flush inside and out
- Can install cleanout cover over plug
- Cannot fall into the pipe
- Comes with 5/16" wrench
- Center is tapped for screw, and can be covered with cleanout cover
- Patent 7,464,727



PRODUCT	DESCRIPTION	MODEL	UNITS/ CASE
83687	2" Flush Mechanical Cleanout Repair Plug	FCRP2	10
83688	3" Flush Mechanical Cleanout Repair Plug	FCRP3	10
83689	3-1/2" Flush Mechanical Cleanout Repair Plug	FCRP35	10
83690	4" Flush Mechanical Cleanout Repair Plug	FCRP4	10

WELD-ON
IPS CORPORATION

GUY GRAY
IPS CORPORATION

WATER-TITE
IPS CORPORATION

TOUGH PANS
IPS CORPORATION

ROOF TOP BLOX
IPS CORPORATION

TEST-TITE
IPS CORPORATION

AB&A
IPS CORPORATION

STUDOR
IPS CORPORATION

TRUEBRO
IPS CORPORATION

CHRISTY'S
IPS CORPORATION

T-Cone Combination Cleanout Test Plugs



- Economical, rust-proof and reusable
- Positive sealing
- Tests up to 50 feet of head pressure

PRODUCT	DESCRIPTION	MODEL	UNITS/CASE
86375	Tests 1-1/2" Sch. 40 DWV	S 152	50
86385	Tests 2" Sch. 40 DWV & Type "M" Copper Tube	S 202	50
86520	Flush Mount Recessed Plug; Tests 2" Sch. 40 DWV	CS 202	50
86390	Tests 3" Sch. 40 & Copper DWV; 2" Cast Iron Hub	S 302	10
86526	Flush Mount Recessed Plug; Tests 3" Sch. 40 & Copper DWV, Type "M" Copper	CS 302	50
86455	Tests 3" Sch. 40 Socket	S 300	50
86395	Tests 4" Type "M" Copper Tube, Cast Iron Closet Bend (SW), VCP Barrel	S 401	50
86400	Tests 4" Sch. 40 & Copper DWV, PVC S&D, Cast Iron & VCP Barrel; 3" Cast Iron Hub	S 402	10
86535	Flush Mount Recessed Plug; Tests 4" Sch. 40 & Copper DWV, PVC S&D, Cast Iron Barrel	CO 402	50
86420	Tests 6" Copper DWV, PVC PSM (SDR 35), PVC DR-14, CI & VCP Barrel	S601	36
86425	Tests 6" Sch. 40 DWV, PVC DR-18, Cast Iron Barrel (EH)	S602	36
86435	Tests 8" Sch. 40 DWV, PVC PSM (SDR 35), PVC DR-18, VCP Barrel	S802	20

T-Cone Flush Mount Cleanouts with Cover Plate



- Easy-to-install and remove
- Fits DWV pipe
- Positive sealing
- For flush or below ground applications
- Cover plate protects and identifies sewer cleanout

PRODUCT	DESCRIPTION	MODEL	UNITS/CASE
86315	3" Cleanout Plug with Cover Plate & Screw	CO 302C	50
86320	4" Cleanout Plug with Cover Plate & Screw	CO 402C	50

WELD-ON
 GUY GRAY
 WATER-TITE
 TOUGH PANS
 ROOF TOP BLOX
 TEST-TITE
 ABA
 STUDDOR
 TRUEBRO
 CHRISTY'S

T-Cone Cleanout Repair Plugs

- Easy and economical repairs to damaged/corroded, metal or plastic
- Cleanout threads – no need to replace fitting
- Epoxy sealant included for airtight and watertight repairs



PRODUCT	DESCRIPTION	MODEL	UNITS/CASE
86335	Fits 1-1/2" Female Cleanout Adapter	EB 152E	50
86340	Fits 2" Female Cleanout Adapter	EB 220E	50
86345	Fits 3" Female Cleanout Adapter	EB 320E	50
86350	Fits 3-1/2" Female Cleanout Adapter	EB 350E	50
86355	Fits 4" Female Cleanout Adapter	EB 420E	50

2-Way Wrench For T-Cone Cleanout Test and Repair Plugs



- For tightening 1" through 6" combination cleanout test plugs and cleanout repair plugs with raised head
- Also fits 3" through 4" recessed drive plugs
- For t-cone cleanout test and repair plugs

PRODUCT	DESCRIPTION	MODEL	UNITS/CASE
86545	T-Cone 2-Way Wrench	SM 106	1

WELD-ON
IPS CORPORATION

GUY GRAY
IPS CORPORATION

WATER-TITE
IPS CORPORATION

TOUGH PANS
IPS CORPORATION

ROOF TOP BLOX
IPS CORPORATION

TEST-TITE
IPS CORPORATION

AB&A
IPS CORPORATION

STUDOR
IPS CORPORATION

TRUEBRO
IPS CORPORATION

CHRISTY'S
IPS CORPORATION

Deep Techno-Caps™ - PVC



- Extra deep solvent weld socket provides room for errors on pipe that is not cut straight
- Offers an economical solution to heavy duty PVC or ABS schedule 40 DWV end caps
- Tested to 5 stories of head pressure (22 psig)

PRODUCT	DESCRIPTION	MODEL	UNITS/CASE
87531	Tests 1-1/2" Deep PVC DWV Pipe (50/Bag)	TC 1D	800
87532	Tests 2" Deep PVC DWV Pipe (50/Bag)	TC 2D	600
87533	Tests 3" Deep PVC DWV Pipe (25/Bag)	TC 3D	250
87534	Tests 4" Deep PVC DWV Pipe (25/Bag)	TC 4D	150

Deep Techno-Caps™ - ABS



- Extra deep solvent weld socket provides room for errors on pipe that is not cut straight
- Offers an economical solution to heavy duty PVC or ABS schedule 40 DWV end caps
- Tested to 5 stories of head pressure (22 psig)

PRODUCT	DESCRIPTION	MODEL	UNITS/CASE
87536	Tests 1-1/2" Deep ABS DWV Pipe (50/Bag)	TC 1AD	800
87537	Tests 2" Deep ABS DWV Pipe (50/Bag)	TC 2AD	600
87538	Tests 3" Deep ABS DWV Pipe (25/Bag)	TC 3AD	250
87539	Tests 4" Deep ABS DWV Pipe (25/Bag)	TC 4AD	150

Techno-Caps™ - PVC



- Heavy duty PVC test cap
- For 1-1/2", 2", 3" and 4" DWV pipe
- Can be solvent-welded on PVC pipe
- Will not clog or fall into pipe
- Can be tested up to 40' of water of 17 psig
- Also available in orange

PRODUCT	DESCRIPTION	MODEL	UNITS/CASE
87503	Tests 1-1/2" PVC DWV Pipe (100/Bag)	TC 1	800
87505	Tests 2" PVC DWV Pipe (100/Bag)	TC 2	600
87510	Tests 3" PVC DWV Pipe (50/Bag)	TC 3	250
87515	Tests 4" PVC DWV Pipe (25/Bag)	TC 4	150
87516	Tests 6" PVC DWV Pipe (10/Bag)	TC 6	50

WELD-ON
IPS CORPORATION

GUY GRAY
IPS CORPORATION

WATER-TITE
IPS CORPORATION

TOUGH PANS
IPS CORPORATION

ROOF TOP BLOK
IPS CORPORATION

TEST-TITE
IPS CORPORATION

AB&A
IPS CORPORATION

STUDOR
IPS CORPORATION

TRUEBRO
IPS CORPORATION

CHRISTY'S
IPS CORPORATION

Techno-Caps™ - ABS

- Heavy duty ABS test cap
- Can be solvent-welded
- For 1-1/2", 2", 3" and 4" DWV pipe
- Will not clog or fall into pipe
- Can be tested up to 40' of water of 17 psig



PRODUCT	DESCRIPTION	MODEL	UNITS/CASE
87526	Tests 1-1/2" ABS DWV Pipe (100/Bag)	TC 1A	800
87527	Tests 2" ABS DWV Pipe (100/Bag)	TC 2A	600
87528	Tests 3" ABS DWV Pipe (50/Bag)	TC 3A	250
87529	Tests 4" ABS DWV Pipe (25/Bag)	TC 4A	150

Combination Kap-On Test Caps

- Moderate-pressure test cap
- Higher rated than plug-on test caps
- For 1-1/2", 2", 3" and 4" DWV pipe
- Each cap can be used for two sizes
- Solvent-welded onto PVC or ABS pipe
- Can be tested up to 30' of water or 12 psig



PRODUCT	DESCRIPTION	MODEL	UNITS/CASE
86615	Tests 1-1/2" & 2" DWV Pipe (100/Bag)	KO 12	500
86620	Tests 3" & 4" DWV Pipe (50/Bag)	KO 34	250

Plug-On Test Caps

- Low-pressure test cap
- For 1-1/2", 2", 3" and 4" DWV pipe
- Solvent-welded onto PVC or ABS pipe
- Can be tested up to 10' of water or 4.3 psig



PRODUCT	DESCRIPTION	MODEL	UNITS/CASE
85000	Tests 1-1/2" DWV Pipe (100/Bag)	5817 P1-1/2	2000
85005	Tests 2" DWV Pipe (50/Bag)	5817 P2	1500
85010	Tests 3" DWV Pipe (25/Bag)	5817 P3	600
85015	Tests 4" DWV Pipe (20/Bag)	5817 P4	340

WELD-ON
IPS CORPORATION

GUY GRAY
IPS CORPORATION

WATER-TITE
IPS CORPORATION

TOUGH PANS
IPS CORPORATION

ROOF TOP BLOX
IPS CORPORATION

TEST-TITE
IPS CORPORATION

AB&A
IPS CORPORATION

STUDOR
IPS CORPORATION

TRUEBRO
IPS CORPORATION

CHRISTY'S
IPS CORPORATION

Slip-On Caps



- For 1-1/2", 2", 3" and 4" DWV pipe
- Pushed onto PVC or ABS pipe
- Normally used as a "dust cap" to keep out debris
- Not designed for pressure
- Orange plastic

PRODUCT	DESCRIPTION	MODEL	UNITS/CASE
85450	Slip-on Test Cap for 1-1/2" DWV (40/Bag)	SO 1	600
85455	Slip-on Test Cap for 2" DWV (25/Bag)	SO 2	400
85460	Slip-on Test Cap for 3" DWV (25/bag)	SO 3	150
85465	Slip-on Test Cap for 4" DWV	SO 4	90

Flexible PVC Test Caps with Stainless Steel Clamp



- Moderate-pressure test cap
- For 1-1/2", 2", 3", 4" and 6" DWV pipe
- Can be used as a cleanout cap
- Used on plastic, steel, copper and cast iron pipe
- Flexible PVC construction
- Stainless steel clamp will not rust
- Can be tested up to 30' of water or 13 psig

PRODUCT	DESCRIPTION	MODEL	UNITS/CASE
83711	1-1/2" Cleanout Test Cap w/S.S. Clamping Band	83711	100
83712	2" Cleanout Test Cap w/S.S. Clamping Band	83712	100
83713	3" Cleanout Test Cap w/S.S. Clamping Band	83713	50
83714	4" Cleanout Test Cap w/S.S. Clamping Band	83714	50
83706	6" Cleanout Test Cap w/S.S. Clamping Band	83706	20

Shower Rough-In Test Plug



- Combination test plug and shower stub-out
- Hi-viz plastic for easy visibility
- Smooth threaded end for easy plastering
- Reusable and long lasting
- No tools required

PRODUCT	DESCRIPTION	MODEL	UNITS/CASE
83803	Shower Rough-In Test Plug	STP1	10



Liquid Filled Pressure Gauges

- For Service Applications Where Pulsation/ Corrosion/ or Vibration is Present
- Stainless Steel Case
- Glycerin Filled
- Brass 1/4" NPT Connection
- CRN Registered



PRODUCT	DESCRIPTION	MODEL	UNITS/ CASE
2 1/2 Inch Face			
513990	2 1/2 inch Liquid Filled DIAL/ 0-15 PSI (1/10th)	TG-LF-15-25	50
513999	2 1/2 inch Liquid Filled DIAL/ 0-30 PSI	TG-LF-30-25	50
514003	2 1/2 inch Liquid Filled DIAL/ 0-60 PSI	TG-LF-60-25	50
513988	2 1/2 inch Liquid Filled DIAL/ 0-100 PSI	TG-LF-100-25	50
513992	2 1/2 inch Liquid Filled DIAL/ 0-160 PSI	TG-LF-160-25	50
513995	2 1/2 inch Liquid Filled DIAL/ 0-200 PSI	TG-LF-200-25	50
513997	2 1/2 inch Liquid Filled DIAL/ 0-300 PSI	TG-LF-300-25	50
514000	2 1/2 inch Liquid Filled DIAL/ 0-400 PSI	TG-LF-400-25	50
514004	Vacuum Gauge LIQUID FILLED/ -30 to 0 Hg	TG-LFVG-30-25	1
4 Inch Face			
513991	4 inch Liquid Filled DIAL/ 0-15 PSI (1/10th)	TG-LF-15-4	50
513989	4 inch Liquid Filled DIAL/ 0-100 PSI	TG-LF-100-4	50
513993	4 inch Liquid Filled DIAL/ 0-160 PSI	TG-LF-160-4	50
513998	4 inch Liquid Filled DIAL/ 0-300 PSI	TG-LF-300-4	50

No Bottom Pressure Gauges

- Steel Case with Shatterproof Dial
- Brass 1/4" NPT Connection
- Use Air/ H2O/ Oil/ Gas or Anything Non-Corrosive to Brass
- Not for Oxygen Service
- CRN Registered



PRODUCT	DESCRIPTION	MODEL	UNITS/ CASE
2 Inch Face			
514010	2 inch Pressure Gauge/ 0-15 PSI (1/10th)	TG-NB-15-20	100
514021	2 inch Pressure Gauge/ 0-30 PSI	TG-NB-30-20	100
514026	2 inch Pressure Gauge/ 0-60 PSI	TG-NB-60-20	100
514007	2 inch Pressure Gauge/ 0-100 PSI	TG-NB-100-20	100
514012	2 inch Pressure Gauge/ 0-160 PSI	TG-NB-160-20	100
514015	2 inch Pressure Gauge/ 0-200 PSI	TG-NB-200-20	100
2 1/2 inch face			
514011	2 1/2 inch Pressure Gauge/ 0-15 PSI (1/10th)	TG-NB-15-25	100
514022	2 1/2 inch Pressure Gauge/ 0-30 PSI	TG-NB-30-25	100
514027	2 1/2 inch Pressure Gauge/ 0-60 PSI	TG-NB-60-25	100
514008	2 1/2 inch Pressure Gauge/ 0-100 PSI	TG-NB-100-25	100
514013	2 1/2 inch Pressure Gauge/ 0-160 PSI	TG-NB-160-25	50
514016	2 1/2 inch Pressure Gauge/ 0-200 PSI	TG-NB-200-25	100
514019	2 1/2 inch Pressure Gauge/ 0-300 PSI	TG-NB-300-25	100
514024	2 1/2 inch Pressure Gauge/ 0-600 PSI	TG-NB-600-25	50

WELD-O-N
IPS CORPORATION

GUY GRAY
IPS CORPORATION

WATER-TITE
IPS CORPORATION

TOUGH PANS
IPS CORPORATION

ROOF TOP BLOX
IPS CORPORATION

TEST-TITE
IPS CORPORATION

AB&A
IPS CORPORATION

STUDOR
IPS CORPORATION

TRUEBRO
IPS CORPORATION

CHRISTY'S
IPS CORPORATION

No Bottom Pressure Gauges



- Steel Case with Shatterproof Dial
- Brass 1/4" NPT Connection
- Use Air/ H2O/ Oil/ Gas or Anything Non-Corrosive to Brass
- Not for Oxygen Service
- CRN Registered

PRODUCT	DESCRIPTION	MODEL	UNITS/ CASE
3-1/2 inch face			
514023	3-1/2 inch Pressure Gauge/ 0-30 PSI	TG-NB-30-35	50
514009	3-1/2 inch Pressure Gauge/ 0-100 PSI	TG-NB-100-35	50
514020	3-1/2 inch Pressure Gauge/ 0-300 PSI	TG-NB-300-35	50

Low Pressure Air Test Gauge



- Suited for Low Pressure Measurement Where the Conventional Bourdon Tube Cannot Perform Reliably
- CRN Registered
- 2 1/2" Dial

PRODUCT	DESCRIPTION	MODEL	UNITS/ CASE
514006	2 1/2 inch Low Pressure Air Test Gauge – 0-5 PSI	TG-LP-05-25	1

Air Test Gauges



- Steel Case with 2" Shatterproof Dial
- Precision Made Parts
- NPT Connection
- Steel Body
- CRN Registered

PRODUCT	DESCRIPTION	MODEL	UNITS/ CASE
513977	2 inch Air Test Gauge 0-15 PSI (1/10th)	TG-A-15-20	100
513978	2 inch Air Test Gauge 0-30 PSI	TG-A-30-20	50
513979	2 inch Air Test Gauge 0-60 PSI	TG-A-60-20	50
513976	2 inch Air Test Gauge 0-100 PSI	TG-A-100-20	50
513980	Air Test Gauge Body w/ Air Valve	TG-A-BAV	100
513987	Air Valve with Cap	TG-A-VCAP	100

Water Test Gauge



- Precision Made
- Steel Case
- Brass FHT Connection
- CRN Registered

PRODUCT	DESCRIPTION	MODEL	UNITS/ CASE
2 Inch Face			
514030	Water Test Gauge 2 inch DIAL/ 0-160 PSI	TG-W-160-20	50
514034	Water Test Gauge 2 inch DIAL/ 0-160 PSI Lazy Hand	TG-WLH-160-20	50
514032	Water Test Gauge 2 inch DIAL/ 0-300 PSI	TG-W-300-20	50
514035	Water Test Gauge 2 inch DIAL/ 0-300 PSI Lazy Hand	TG-WLH-300-20	50
2 1/2 Inch Face			
514031	Water Test Gauge 2 1/2 inch DIAL/ 0-160 PSI	TG-W-160-25	50
514033	Water Test Gauge 2 1/2 inch DIAL/ 0-300 PSI	TG-W-300-25	50

WELD-ON
IPS CORPORATION

GUY GRAY
IPS CORPORATION

WATER-TITE
IPS CORPORATION

TOUGH PANS
IPS CORPORATION

ROOF TOP BLOX
IPS CORPORATION

TEST-TITE
IPS CORPORATION

AB&A
IPS CORPORATION

STUDOR
IPS CORPORATION

TRUEBRO
IPS CORPORATION

CHRISTY'S
IPS CORPORATION

WELD-ON
IPS CORPORATION

GUY GRAY
IPS CORPORATION

WATER-TITE
IPS CORPORATION

TOUGH PANS
IPS CORPORATION

ROOF TOP BLOX
IPS CORPORATION


TEST-TITE
IPS CORPORATION

AB&A
IPS CORPORATION

STUDOR
IPS CORPORATION

TRUEBRO
IPS CORPORATION

CHRISTY'S
IPS CORPORATION



AB&ATM

OVERVIEW

Broader offering for plumbing wholesalers & contractors

IPS Corporation acquired the American Brass & Aluminum Foundry (AB&A™) in 2010. Since 1931, the AB&A™ product family has grown to include a full line of plastic and brass bath wastes, plastic, cast iron and brass plumbing drains and fittings, cleanouts, and associated accessories.

High quality wastes and drains

Easy-to-install AB&A bath wastes are offered in an assortment of special finishes to complement today's designs and customer preferences. A wide range of lavatory, floor, and shower drains are available in plastic, bronze, or cast brass. Recognized for their consistent high quality, AB&A products are used in both new construction and retrofit markets.



IPS CORPORATION
WELD-ON

IPS CORPORATION
GUY GRAY

IPS CORPORATION
WATER-TITE

IPS CORPORATION
TOUGH PANS

IPS CORPORATION
ROOF TOP BLOK

IPS CORPORATION
TEST-TITE

IPS CORPORATION
AB&A

IPS CORPORATION
STUDOR

IPS CORPORATION
TRUEBRO

IPS CORPORATION
CHRISTY'S

White Plastic Snap-In



- Plastic snap-in access door
- ABS molded high impact, non-corrosive plastic
- Surface or flush mounting
- Reversible frame

PRODUCT	DESCRIPTION	MODEL	UNITS/ CASE
67906	6" x 9"	ABA6715	12
85150	8" x 8"	RAP8X8	10
85152	12" x 12"	ABA6712	12
85155	14" x 14"	RAP1414	10
67908	14" x 29"	ABA6718	6

16Ga Mild Steel - White Prime Coated



- Full length hinge
- Rounded corners to minimize bent corners
- Interchangeable locks

PRODUCT	DESCRIPTION	MODEL	UNITS/ CASE
67909	6" x 6" w/ Screwdriver Lock	ABA6724	1
67900	8" x 8" w/ Screwdriver Lock	ABA6725	1
67901	10" x 10" w/ Screwdriver Lock	ABA6727	1
67902	12" x 12" w/ Screwdriver Lock	ABA6729	1
67903	14" x 14" w/ Screwdriver Lock	ABA6731	1
67913	14" x 14" Mesh w/ Screwdriver Lock	ABA6731M	1
67904	16" x 16" w/ Screwdriver Lock	ABA6733	1
67929	18" x 18" w/ Screwdriver Lock	ABA6748	1
67930	24" x 24" w/ Screwdriver Lock	ABA6749	1
69930*	24" x 24" w/Screwdriver Lock	ABA9924	1

* Vertical or horizontal installation

WELD-ON
IPS CORPORATION

GUY GRAY
IPS CORPORATION

WATER-TITE
IPS CORPORATION

TOUGH PANS.
IPS CORPORATION

ROOF TOP BLOX
IPS CORPORATION

TEST-TITE
IPS CORPORATION

AB&A
IPS CORPORATION

STUDOR
IPS CORPORATION

TRUEBRO
IPS CORPORATION

CHRISTY'S
IPS CORPORATION

16Ga #304 Stainless Steel



- Full length hinge
- Rounded corners to minimize bent corners
- Interchangeable locks

PRODUCT	DESCRIPTION	MODEL	UNITS/ CASE
67915	6" x 6" w/ Screwdriver Lock	ABA6734	1
67905	8" x 8" w/ Screwdriver Lock	ABA6735	1
67920	10" x 10" w/ Screwdriver Lock	ABA6737	1
67922	12" x 12" w/ Screwdriver Lock	ABA6739	1
67925	14" x 14" w/ Screwdriver Lock	ABA6741	1
67926	16" x 16" w/ Screwdriver Lock	ABA6743	1
67927	18" x 18" w/ Screwdriver Lock	ABA6744	1
67928	24" x 24" w/ Screwdriver Lock	ABA6745	1

Replacement Locks



- Full length hinge
- Rounded corners to minimize bent corners
- Interchangeable locks

PRODUCT	DESCRIPTION	MODEL	UNITS/ CASE
69771	5-Pack of Assorted Keys	ABA6773	1
67991	Cylinder Lock only (same key)	ABA6776	1

WELD-ON
IPS CORPORATION

GUY GRAY
IPS CORPORATION

WATER-TITE
IPS CORPORATION

TOUGH PANS
IPS CORPORATION

ROOF TOP BLOC
IPS CORPORATION

TEST-TITE
IPS CORPORATION

AB&A
IPS CORPORATION

STUDOR
IPS CORPORATION

TRUEBRO
IPS CORPORATION

CHRISTY'S
IPS CORPORATION



Trap-Tite Waterless Trap Seal

- Mitigates trap seal loss due to evaporation
- Prevents harmful sewer gases from entering building
- Protects against entry of vermin into habitable spaces
- Sealing rings on the outer edge of the Trap-Tite will keep device in place for the life of the product while the inner flaps will open when liquids pour down the drain.
- ASSE 1072 rated AF-GW
- Rated for grease-laden waste applications



PRODUCT	DESCRIPTION	MODEL	UNITS/ CASE
69420 ●	2" Waterless Trap Seal	TT2	24
69430 ●	3" Waterless Trap Seal	TT3	24
69435 ●	3-1/2" Waterless Trap Seal	TT35	24
69440 ●	4" Waterless Trap Seal	TT4	24


Cast Iron Shower Drain

PRODUCT	DESCRIPTION	MODEL	UNITS/ CASE
60210 ●	2" Quick-Set Replaces AB&A 564-S (7120 Series)	ABA564	1



Strainers

- Includes protection plate



PRODUCT	DESCRIPTION	MODEL	UNITS/ CASE
Round 3 1/4" Steel Grate w/ Screws – 2 7/8" Center to Center (7120 Series)			
69569	Chrome Grate & Crown	ABA5145	15
69615	Satin Nickel Grate & Crown	ABA5149SN	1
69614	Oil Rubbed Bronze Grate & Crown	ABA51490RB	1

Cast Iron Floor Cleanout

- Non-adjustable nickel bronze top



PRODUCT	DESCRIPTION	MODEL	UNITS/ CASE
60309	3" No-Hub	ABA553	12
60300	4" No-Hub	ABA554	8

WELD-ON
IPS CORPORATION

GUY GRAY
IPS CORPORATION

WATER-TITE
IPS CORPORATION

TOUGH PANS
IPS CORPORATION

ROOF TOP BLOX
IPS CORPORATION

TEST-TITE
IPS CORPORATION

AB&A
IPS CORPORATION

STUDOR
IPS CORPORATION

TRUEBRO
IPS CORPORATION

CHRISTY'S
IPS CORPORATION

Cast Iron Cess Pool Drain



PRODUCT	DESCRIPTION	MODEL	UNITS/ CASE
60226	4" No-Hub x 8-1/2" Top	ABA634	1

Cast Iron "Set-N-Go" Closet Ring



PRODUCT	DESCRIPTION	MODEL	UNITS/ CASE
60003	3" x 2" with Test Cap	ABA032	1
60002	4" x 2" with Test Cap	ABA042	1
60005	4" x 4" with Test Cap	ABA044	1

Cast Iron Roof Drain



- 6-1/2" dome

PRODUCT	DESCRIPTION	MODEL	UNITS/ CASE
60213 ●	3" No-hub Bottom Outlet	ABA573	1
60214 ●	4" No-hub Bottom Outlet	ABA574	1
60216 ●	3" No-hub Side Outlet	ABA583	1

Cast Iron Roof Drain with Overflow Combo



- Overflow combo
- 8-3/4" CD
- 6 1/2" dome

PRODUCT	DESCRIPTION	MODEL	UNITS/ CASE
60219	2" No-hub Outlet	ABA602	1
60220 ●	3" No-hub Outlet	ABA603	1
60222 ●	4" No-hub Outlet	ABA604	1
60218	6 1/2" Dome with Ring & Hardware	ABA586	1

WELD-ON
 GUY GRAY
 WATER-TITE
 TOUGH PANS
 ROOF TOP BLOK
 TEST-TITE
 AB&A
 STUDOR
 TRUEBRO
 CHRISTY'S

WELD-ON
IPS CORPORATION

GUY GRAY
IPS CORPORATION

WATER-TITE
IPS CORPORATION

TOUGH PANS.
IPS CORPORATION

ROOF TOP BLOX
IPS CORPORATION

TEST-TITE
IPS CORPORATION

AB&A
IPS CORPORATION

STUDOR
IPS CORPORATION

TRUEBRO
IPS CORPORATION

CHRISTY'S
IPS CORPORATION

Cast Iron Floor Cleanout



- 4" adjustable nickel bronze top

PRODUCT	DESCRIPTION	MODEL	UNITS/ CASE
60233	2" No-Hub	ABA512	1

Cast Iron Floor Drain with Trap Primer



- 5" adjustable nickel bronze top
- Tapped for Primer

PRODUCT	DESCRIPTION	MODEL	UNITS/ CASE
60200 ●	2" No-Hub	ABA502	1
60231 ●	3" No-Hub	ABA503	1
60232 ●	4" No-Hub	ABA504	1
60227	Round Replacement Grate	ABA8612	8

Floor Sinks



- Porcelain-coated cast iron
- UPC Listed

PRODUCT	DESCRIPTION	MODEL	UNITS/ CASE
Square – 12" x 12" Flange Dimension – 6" Deep			
60400 ●	2" No-hub Connection	ABA302	1
60401 ●	3" No-hub Connection	ABA303	1
60402	3" Push-On Connection	ABA303PO	1
60403 ●	4" No-hub Connection	ABA304	1
Square – 12" x 12" Flange Dimension – 8" Deep			
60405 ●	2" No-hub Connection	ABA312	1
60406 ●	3" No-hub Connection	ABA313	1
Round- 8" Flange Dimension – 6" Deep			
60414 ●	2" No-hub Connection	ABA352	1
60415 ●	3" No-hub Connection	ABA353	1

Floor Sink Grates



- Porcelain-coated cast iron
- UPC Listed



PRODUCT	DESCRIPTION	MODEL	UNITS/ CASE
Square Grate – 12"			
60500 ●	Half Grate	ABA402	1
60501 ●	Three-quarter Grate	ABA403	1
60502 ●	Full Grate	ABA404	1
Round Grate – 8"			
60512 ●	Half Grate	ABA432	1
60514 ●	Full Grate	ABA434	1

Floor Sink Accessories



- Porcelain-coated cast iron
- UPC Listed



PRODUCT	DESCRIPTION	MODEL	UNITS/ CASE
Sediment Baskets For Cast Iron Sinks			
65800	For 12" Square	ABA480	6
Dome Strainers			
67100	4" Aluminum Dome Strainer for Cast Iron Sinks	ABA489	6

WELD-ON
IPS CORPORATION

GUY GRAY
IPS CORPORATION

WATER-TITE
IPS CORPORATION

TOUGH PANS
IPS CORPORATION

ROOF TOP BLOK
IPS CORPORATION

TEST-TITE
IPS CORPORATION

AB&A
IPS CORPORATION

STUDOR
IPS CORPORATION

TRUEBRO
IPS CORPORATION

CHRISTY'S
IPS CORPORATION

Drain Strainers & Cleanout Covers, & Crowns

WELD-ON
IPS CORPORATION

GUY GRAY
IPS CORPORATION

WATER-TITE
IPS CORPORATION

TOUGH PANS.
IPS CORPORATION

ROOF TOP BLOX
IPS CORPORATION

TEST-TITE
IPS CORPORATION

AB&A
IPS CORPORATION

STUDOR
IPS CORPORATION

TRUEBRO
IPS CORPORATION

CHRISTY'S
IPS CORPORATION



PRODUCT	DESCRIPTION	MODEL	UNITS/ CASE
Nickel Bronze Drain Strainer			
69207	4"	ABA8595	3
69208	5"	ABA8600	3
69209	6"	ABA8610	3



Nickel Bronze Cleanout Cover			
69214	5"	ABA8637	3
69215	6"	ABA8640	3

Nickel Bronze Round Crown			
68102	5"	ABA8620	3
69212	6"	ABA8630	3

Screws			
69228	Stainless Steel Screws	ABA8825	100

Adjustable General Purpose Drains with Crown

- With crown



PRODUCT	DESCRIPTION	MODEL	UNITS/ CASE
5" Nickel Bronze Drain Tapped & Plugged w/ Crown – 3" x 4" Bushing			
65319	ABS	ABA8190	6
65804	PVC	ABA8195	6

6" Nickel Bronze Drain Tapped & Plugged w/ Crown – 3" x 4" Bushing			
65002	PVC	ABA8225	6

6" Nickel Bronze Drain w/ Crown – 4" Fitting Adapter			
65493	PVC	ABA8135	6

6" Chrome Cover-all Strainer – 4" Fitting Adapter			
85895	PVC	4841B	6



Adjustable General Purpose Drains without Crown



- Less crown

PRODUCT	DESCRIPTION	MODEL	UNITS/ CASE
5" Nickel Bronze Drain Tapped & Plugged Less Crown – 3" x 4" Bushing			
65805	PVC	ABA8205	6
6" Nickel Bronze Drain Tapped & Plugged Less Crown – 3" x 4" Bushing			
65323	PVC	ABA8235	6

Adjustable General Purpose Cleanouts with Crown



- With crown

PRODUCT	DESCRIPTION	MODEL	UNITS/ CASE
5" Nickel Bronze CO Tapped & Plugged w/ Crown – 3" x 4" Bushing			
65326	ABS	ABA82505	6
65806	PVC	ABA82555	6
6" Nickel Bronze CO Tapped & Plugged w/ Crown – 3" x 4" Bushing			
65301	PVC	ABA8255	6
6" Nickel Bronze CO w/ Crown – 4" Fitting Adapter			
65003	PVC	ABA8165	6
6" Scored Skid Resistant Brass Cover-all Cover – 4" Fitting Adapter			
85910	ABS	5841A4	10
85905	PVC	4841A4	10



WELD-ON
IPS CORPORATION

GUY GRAY
IPS CORPORATION

WATER-TITE
IPS CORPORATION

TOUGH PANS
IPS CORPORATION

ROOF TOP BLOK
IPS CORPORATION

TEST-TITE
IPS CORPORATION

AB&A
IPS CORPORATION

STUDOR
IPS CORPORATION

TRUEBRO
IPS CORPORATION

CHRISTY'S
IPS CORPORATION

Adjustable General Purpose Cleanouts without Crown

- Less crown



PRODUCT	DESCRIPTION	MODEL	UNITS/ CASE
6" Nickel Bronze Cleanout Less Crown – 4" Fitting Adapter			
65317	PVC	ABA8175	6
6" Polished Brass Cleanout Crown - 4" Fitting Adapter			
65300	PVC	ABA8176	6

General Purpose Drains



- Less crown



PRODUCT	DESCRIPTION	MODEL	UNITS/ CASE
Snap-In Plastic Drain			
85945	ABS For 2" Pipe	5802	20
85955	ABS For 3" Pipe	5803	20
85965	ABS For 4" Pipe	5804	20
85940	PVC For 2" Pipe	4802	20
85950	PVC For 3" Pipe	4803	20
85960	PVC For 4" Pipe	4804	20



Snap-In Plastic Drain with Stainless Steel Cover			
85951	PVC For 3" Pipe	4803S	20
85961	PVC For 4" Pipe	4804S	20

2" X 3" (Fits 2" or 3" DWV Pipe)

85820 ●	ABS with Stainless Steel Cover-all Strainer	5840S2	20
82151 ●	ABS with SS Cover-all Strainer – Display Pack	R5842S	6
85830 ●	ABS with Chromed Brass Cover-all Strainer	5840B2	20
85815 ●	PVC with Stainless Steel Cover-all Strainer	4840S2	20
82150 ●	PVC with SS Cover-all Strainer – Display Pack	R4842S	6
85816 ●	PVC with Stainless Steel Strainer	4840PS2	20
85825 ●	PVC with Chromed Brass Cover-all Strainer	4840B2	20

3" X 4" (Fits 3" or 4" DWV Pipe)

85840 ●	ABS with Stainless Steel Strainer	5840S3	20
85835 ●	PVC with Stainless Steel Strainer	4840S3	20

4" (Fits over 4" DWV Pipe)

85855 ●	PVC with Chromed Brass Strainer	4840B4	20
---------	---------------------------------	--------	----



WELD-ON
IPS CORPORATION

GUY GRAY
IPS CORPORATION

WATER-TITE
IPS CORPORATION

TOUGH PANS.
IPS CORPORATION

ROOF TOP BLOX
IPS CORPORATION

TEST-TITE
IPS CORPORATION

AB&A
IPS CORPORATION

STUDOR
IPS CORPORATION

TRUEBRO
IPS CORPORATION

CHRISTY'S
IPS CORPORATION

General Purpose Area Drain



PRODUCT	DESCRIPTION	MODEL	UNITS/ CASE
82338	2" x 3" PVC	4880	10
82339	2" x 3" ABS	5880	10

Press-In Stainless Steel Drain Covers



PRODUCT	DESCRIPTION	MODEL	UNITS/ CASE
67033	3" for 1-1/2" Pipe	ABA2462	25
67034	3" for 2" Pipe	ABA2463	25
67035	4" for 3" Pipe	ABA2464	25
67036	5" for 4" Pipe	ABA2465	25

Bell Trap Drain



PRODUCT	DESCRIPTION	MODEL	UNITS/ CASE
82320	6" x 6" with Outlet for 1-1/2" or 2" PVC Pipe*	BTP612	20
82325	9" x 9" with Outlet for 3" or 4" PVC Pipe	BTP934	10
82330	9" x 9" with Outlet for 4" PVC Pipe (Hub Fit)	BTP940	10

*Use 2" Coupling to Convert to 2" Outlet

Heavy-Duty Traffic Floor Drain



- PVC with Grate
- Optimum durability for high traffic areas
- Complete with full grate and debris bucket
- Fits 3" or 4" Sch. 40 DWV



PRODUCT	DESCRIPTION	MODEL	UNITS/ CASE
65810 ●	3" PVC with PVC Grate	ABA8510	1

WELD-ON
IPS CORPORATION

GUY GRAY
IPS CORPORATION

WATER-TITE
IPS CORPORATION

TOUGH PANS
IPS CORPORATION

ROOF TOP BLOX
IPS CORPORATION

TEST-TITE
IPS CORPORATION

AB&A
IPS CORPORATION

STUDOR
IPS CORPORATION

TRUEBRO
IPS CORPORATION

CHRISTY'S
IPS CORPORATION

Commercial Roof Drains

- Plastic drain assemblies with cast iron or plastic domes
- Drain kits include 86125 underdeck clamping collar
- Underdeck clamping collar available.



PRODUCT	DESCRIPTION	MODEL	UNITS/ CASE
86120	With Plastic Dome for 3" ABS Pipe	5865	1
86122	With Plastic Dome for 4" ABS Pipe	5866	1
86100	With Cast Iron Dome for 3" ABS Pipe	5863	1
86110	With Cast Iron Dome for 4" ABS Pipe	5864	1
86115	With Plastic Dome for 3" PVC Pipe	4865	1
86121	With Plastic Dome for 4" PVC Pipe	4866	1
86095	With Cast Iron Dome for 3" PVC Pipe	4863	1
86105	With Cast Iron Dome for 4" PVC Pipe	4864	1
86125	Underdeck Clamping Collar for Above Roof Drains	5555	1
86097	Drain Kit, Plastic Dome for 3" PVC Pipe	4863PK	1
86107	Drain Kit, Plastic Dome for 4" PVC Pipe	4864PK	1
86096	Drain Kit, Cast Iron Dome for 3" PVC Pipe	4863K	1
86106	Drain Kit, Cast Iron Dome for 4" PVC Pipe	4864K	1

Integral Trap Floor Drain

- One piece ABS or PVC drain body
- Conforms to ASTM D2661 (ABS) / ASTM D2665 (PVC)
- Factory installed 1-1/2" cleanout plug
- 3-3/4" deep sump bowl
- 3" trap seal
- Available with or without backwater device



PRODUCT	DESCRIPTION	MODEL	UNITS/ CASE
82332	2" ABS Floor Drain with Integral Trap	5878	10
82334	2" ABS Floor Drain with Trap/ Backwater Device	5879	10
82331	2" PVC Floor Drain with Integral Trap	4878	10
82336	2" PVC Floor Drain with Integral Trap – Bulk Pack	4878B	90
82333	2" PVC Floor Drain with Trap/ Backwater Device	4879	10
82335	Backwater Device for 2" FIP Threads	BD2	10



WELD-ON
IPS CORPORATION

GUY GRAY
IPS CORPORATION

WATER-TITE
IPS CORPORATION

TOUGH PANS
IPS CORPORATION

ROOF TOP BLOX
IPS CORPORATION

TEST-TITE
IPS CORPORATION

AB&A
IPS CORPORATION

STUDOR
IPS CORPORATION

TRUEBRO
IPS CORPORATION

CHRISTY'S
IPS CORPORATION

Sewer Pop-Up™ Cleanout and Relief Valve



- Automatic relief valve for sewer cleanout riser. Relieves blocked sewage outside house, preventing potentially costly property damage inside.
- For standard 3" or 4" cleanout connections
- Individually boxed

PRODUCT	DESCRIPTION	MODEL	UNITS/CASE
86010	Pop Valve™ Relief Valve	RSP1	12

ABACO Floor Cleanout Access Covers



- Bronze frame and solid scoriated cover
- Used where a solid cover is required
- Frame includes anchor lugs, screws included

PRODUCT	DESCRIPTION	MODEL	UNITS/CASE
65303	Round Crown 6" with Screws	ABA8880	6
65365	Round Crown 7" with Screws	ABA8884	6

WELD-ON
 GUY GRAY
 WATER-TITE
 TOUGH PANS
 ROOF TOP BLOK
 TEST-TITE
 AB&A
 STUDDOR
 TRUEBRO
 CHRISTY'S

Plastic Saddle Tee Kits

- Includes saddle tee, V-bolts, nuts and washer
- Individually bagged
- Used for tapping into a 3" or 4" DWV line



PRODUCT	DESCRIPTION	MODEL	UNITS/CASE
82650	2" Inlet for 3" Sch. 40 DWV PVC Pipe	4870K	20
82655	2" Inlet for 4" Sch. 40 DWV PVC Pipe	4871K	20
82660	3" Inlet for 4" Sch. 40 DWV PVC Pipe	R4873K	10
82652	4" Inlet for 4" Sch. 40 DWV PVC Pipe	4872K	10
86310	Sponge Saddle Gasket for Saddle Tees	SADGAS	20

Floor Sinks – PVC – 12" x 12" Flange Dimension



- 3/4" top grate available in three styles: full, three-quarter and half
- Aluminum dome strainers or flat strainers available




PRODUCT	DESCRIPTION	MODEL	UNITS/CASE
Single Size Floor Sinks			
60527 ●	2" Sink Base Only	ABA8575	3
60533 ●	2" Sink with Full Grate and Dome Strainer	ABA8576	1
60954	2" Sink with Full Grate and Flat Bottom Strainer	ABA8592	1
65801 ●	3" Sink Base Only	ABA8579	3
60525 ●	3" Sink with Full Grate and Dome Strainer	ABA8580	1
60949	3" Sink with Full Grate and Flat Bottom Strainer	ABA8591	1
60528 ●	4" Sink Base Only	ABA8583	3
60535 ●	4" Sink with Full Grate and Dome Strainer	ABA8584	1
60955	4" Sink with Full Grate and Flat Bottom Strainer	ABA8593	1

Multi-Size Floor Sinks

60540	2" x 3" Sink Base Only	ABA8560	1
60541	2" x 3" Sink with Full Grate and Dome Stainer	ABA8561	1
60542	2" x 3" Sink with Full Grate and Flat Bottom Stainer	ABA8562	1
60543	3" x 4" Sink Base Only	ABA8563	1
60544	3" x 4" Sink with Full Grate and Dome Stainer	ABA8564	1
60545	3" x 4" Sink with Full Grate and Flat Bottom Stainer	ABA8565	1

Floor Sink Accessories

69223	Full Grate Only	ABA8810	12
69224	Three-quarter Grate Only	ABA8811	12
65802	Half Grate Only	ABA8812	12
69245	2" Aluminum Dome Strainer	ABA8587	1
69246	3" Aluminum Dome Strainer	ABA8588	1
69705	4" Aluminum Dome Strainer	ABA8589	1



WELD-ON
IPS CORPORATION

GUY GRAY
IPS CORPORATION

WATER-TITE
IPS CORPORATION

TOUGH PANS.
IPS CORPORATION

ROOF TOP BLOX
IPS CORPORATION

TEST-TITE
IPS CORPORATION

AB&A
IPS CORPORATION

STUDOR
IPS CORPORATION

TRUEBRO
IPS CORPORATION

CHRISTY'S
IPS CORPORATION

Backwater Valves



- Positive sealing / backflow prevention
- With screw-in cover



PRODUCT	DESCRIPTION	MODEL	UNITS/ CASE
With Plastic Screw-in Cover			
86215 ●	Fits 3" Sch. 40 ABS Pipe	BWV3A	4
86225 ●	Fits 4" Sch. 40 ABS Pipe	BWV4A	2
86210 ●	Fits 3" Sch. 40 PVC Pipe	BWV3P	4
86220 ●	Fits 4" Sch. 40 PVC Pipe	BWV4P	2
86235 ●	Fits 6" Sch. 40 PVC Pipe	BWV6P	1
With 18" Plastic Riser and Snap-on Cover			
86211 ●	Fits 3" Sch. 40 PVC Pipe	BWV3PAS	1
86221 ●	Fits 4" Sch. 40 PVC Pipe	BWV4PAS	1

WELD-ON
IPS CORPORATION

GUY GRAY
IPS CORPORATION

WATER-TITE
IPS CORPORATION

TOUGH PANS
IPS CORPORATION

ROOF TOP BLOK
IPS CORPORATION

TEST-TITE
IPS CORPORATION

AB&A
IPS CORPORATION

STUDOR
IPS CORPORATION

TRUEBRO
IPS CORPORATION

CHRISTY'S
IPS CORPORATION



Mainline® Fullport Backwater Valves



PRODUCT	DESCRIPTION	MODEL	UNITS/ CASE
4" Fullport Backwater Valve			
66000 ●	4" ABS Mainline Fullport Backwater Valve	ABAML4963A	1
66001 ●	4" PVC Mainline Fullport Backwater Valve	ABAML4963P	1



PRODUCT	DESCRIPTION	MODEL	UNITS/ CASE
4" Fullport Backwater Valve - Parts			
66100	4" Mainline Gate	ABAPA4963G	1
66101	Clear Lid & Cleanout	ABAPA4963LCO	1
66102	Refurbish Kit Bolts / Gasket / O-ring	ABAPA4963RK	1

Mainline® Automatic Backwater Valves



PRODUCT	DESCRIPTION	MODEL	UNITS/ CASE
4" ML-FR4 Backwater Valve			
66002	4" Mainline Automatic Backwater Valve	ABAMLFR4	2

PRODUCT	DESCRIPTION	MODEL	UNITS/ CASE
4" ML-FR4 Backwater Valve - Parts			
66103	ML-FR4 Full Kit	ABAPA4FRFULL	1
66104	ML-FR4 External Kit	ABAPA4FREXT	1
66105	ML-FR4 Internal Kit	ABAPA4FRINT	1

Access Box



PRODUCT	DESCRIPTION	MODEL	UNITS/ CASE
66003	20 x 13 Plastic Access Box	ABAPE2013	1
66106	Access Box lid	ABAPE2013LID	1

WELD-ON
IPS CORPORATION

GUY GRAY
IPS CORPORATION

WATER-TITE
IPS CORPORATION

TOUGH PANS.
IPS CORPORATION

ROOF TOP BLOX
IPS CORPORATION

TEST-TITE
IPS CORPORATION

AB&A
IPS CORPORATION

STUDOR
IPS CORPORATION

TRUEBRO
IPS CORPORATION

CHRISTY'S
IPS CORPORATION

Extendable 3" Adapt-A-Valve



PRODUCT	DESCRIPTION	MODEL	UNITS/ CASE
Extendable 3" Adapt-A-Valve			
66004 ●	3" ABS Backwater Valve Body + (Normally Closed) Cassette	ABAML3XAC	1
66005 ●	3" PVC Backwater Valve Body + (Normally Closed) Cassette	ABAML3XPC	1
66006 ●	3" ABS Backwater Valve Body + (Normally Open) Cassette	ABAML3XAO	1
66007 ●	3" PVC Backwater Valve Body + (Normally Open) Cassette	ABAML3XPO	1



PRODUCT	DESCRIPTION	MODEL	UNITS/ CASE
Extendable 3" Adapt-A-Valve - Parts			
66107 ●	Backwater Valve Cassette (Normally Closed)	ABAPA3CASS1NC	24
66108 ●	Backwater Valve Cassette (Normally Open)	ABAPA3CASS1NO	24
66109 ●	TEST-EZE Gate / Pressure testing	ABAML3TZ	24
66110 ●	ABS Body Housing Only	ABAML3BDY1A	24
66111 ●	PVC Body Housing Only	ABAML3BDY1P	24

Extendable 4" Adapt-A-Valve



PRODUCT	DESCRIPTION	MODEL	UNITS/ CASE
Extendable 4" Adapt-A-Valve			
66008	4" ABS Backwater Valve Body + (Normally Closed) Cassette	ABAML4XAC	1
66009	4" PVC Backwater Valve Body + (Normally Closed) Cassette	ABAML4XPC	1
66010	4" ABS Backwater Valve Body + (Normally Open) Cassette	ABAML4XAO	1
66011	4" PVC Backwater Valve Body + (Normally Open) Cassette	ABAML4XPO	1



PRODUCT	DESCRIPTION	MODEL	UNITS/ CASE
Extendable 4" Adapt-A-Valve - Parts			
66112	Backwater Valve Cassette (Normally Closed)	ABAPA4CASS1NC	8
66113	Backwater Valve Cassette (Normally Open)	ABAPA4CASS1NO	8
66114	TEST-EZE Gate/pressure testing	ABAML4TZ	24
66115	TEST-EZE Gate/pressure testing (bagged with key)	ABAML4TZB	24
66116	ABS Body Housing Only	ABAML4BDY1A	8
66117	PVC Body Housing Only	ABAML4BDY1P	8

WELD-ON
IPS CORPORATION

GUY GRAY
IPS CORPORATION

WATER-TITE
IPS CORPORATION

TOUGH PANS
IPS CORPORATION

ROOF TOP BLOK
IPS CORPORATION

TEST-TITE
IPS CORPORATION

AB&A
IPS CORPORATION

STUDOR
IPS CORPORATION

TRUEBRO
IPS CORPORATION

CHRISTY'S
IPS CORPORATION

Extendable 4" Inspection Chamber



PRODUCT	DESCRIPTION	MODEL	UNITS/ CASE
66118	4x4x8 IC Body Housing Only	ABAML448IC	1
66119	Lid ONLY - red	ABA8ICLIDR	1
66120	Lid ONLY - green	ABA8ICLIDG	1
66121	Lid ONLY - blue	ABA8ICLIDB	1
66122	IC Collar PVC	ABA8AAVCOL	1
66123	Combo Lid / Collar - red	ABA8ICLIDCOLR	6
66124	Combo Lid / Collar - green	ABA8ICLIDCOLG	6
66125	Combo Lid / Collar - blue	ABA8ICLIDCOLB	6
66126	4" PVC Sewer Adapter	ABA44SWRADP	45
66127	6" PVC Sewer Adapter	ABA66SWRADP	32
66128	8" PVC Sewer Adapter	ABA88SWRADP	12

TERMEX Valve



PRODUCT	DESCRIPTION	MODEL	UNITS/ CASE
66129	TERMEX Valve Normally Closed	ABATERMEXC	1
66130	TERMEX Valve Normally Open	ABATERMEXO	1
66131	3" ABS Extendable TERMEX Valve Normally Closed	ABATERMEX3SFA	1
66132	3" PVC Extendable TERMEX Valve Normally Open	ABATERMEX3SFP	1
66133	4" ABS Extendable TERMEX Valve Normally Closed	ABATERMEX4SFA	1
66134	4" PVC Extendable TERMEX Valve Normally Open	ABATERMEX4SFP	1
66135	6" ABS Extendable TERMEX Valve Normally Closed	ABATERMEX6SFA	1
66136	6" PVC Extendable TERMEX Valve Normally Open	ABATERMEX6SFP	1

TEST-EZE Pressure Testing Devices



PRODUCT	DESCRIPTION	MODEL	UNITS/ CASE
66137	ABS Pressure Testing Device - Housing	ABAML3TTA	24
66138	PVC Pressure testing Device - Housing	ABAML3TTP	24
66139	Test Gate	ABAML3TTG	24
66140	Spacer Gate	ABAML3BLG	24
66141	3" Pipe Plug	ABAML3TEPP	1
66142	4" Pipe Plug	ABAML4TEPP	1
66143	3" Pipe Plug w/ float and string	ABAML3TEPPA	1
66144	4" Pipe Plug w/ float and String	ABAML4TEPPA	1

WELD-ON
IPS CORPORATION

GUY GRAY
IPS CORPORATION

WATER-TITE
IPS CORPORATION

TOUGH PANS
IPS CORPORATION

ROOF TOP BLOX
IPS CORPORATION

TEST-TITE
IPS CORPORATION

AB&A
IPS CORPORATION

STUDOR
IPS CORPORATION

TRUEBRO
IPS CORPORATION

CHRISTY'S
IPS CORPORATION

Extendable Straight Fit Valves



PRODUCT	DESCRIPTION	MODEL	UNITS/ CASE
Extendable Straight Fit Valves			
66012 ●	3x3x4 ABS Straight Fit Valve	ABAMLSF334A	1
66013 ●	3x3x4 PVC Straight Fit Valve	ABAMLSF334P	1
66014 ●	4x4x6 ABS Straight Fit Valve	ABAMLSF446A	1
66015 ●	4x4x6 PVC Straight Fit Valve	ABAMLSF446P	1
66016 ●	6x6x8 ABS Straight Fit Valve	ABAMLSF668A	1
66017 ●	6x6x8 PVC Straight Fit Valve	ABAMLSF668P	1
Extendable Straight Fit Valves - Parts			
66145	3" Straight Fit Gate Closed	ABAPA3SFGATE	1
66146	3" SMART CURVE Snake Guide	ABAPA3SFSG	1
66147	3" Gate for Pressure testing	ABAMLSF3TG	1
66148	4" Straight Fit Gate Closed	ABAPA4SFGATE	1
66149	4" SMART CURVE Snake Guide	ABAPA4SFSG	1
66150	4" Gate for Pressure testing	ABAMLSF4TG	1
66151	6" Straight Fit Gate Closed	ABAPA6SFGATE	1
66152	6" SMART CURVE Snake Guide	ABAPA6SFSG	1
66153	6" Gate for Pressure testing	ABAMLSF6TG	1

Flush Cap Clean Outs



PRODUCT	DESCRIPTION	MODEL	UNITS/ CASE
66018 ●	4" ABS Flush Cap Cleanout	ABAML4FCADWW	20
66019 ●	4" PVC Flush Cap Cleanout	ABAML4FCPDWW	20
66020 ●	6" ABS Flush Cap Cleanout	ABAML6FCADWW	14
66021 ●	6" PVC Flush Cap Cleanout	ABAML6FCPDWW	14
66022 ●	6" SDR Flush Cap Cleanout	ABAML6FCPSDR	14

WELD-ON
IPS CORPORATION

GUY GRAY
IPS CORPORATION

WATER-TITE
IPS CORPORATION

TOUGH PANS
IPS CORPORATION

ROOF-TOP BLOX
IPS CORPORATION

TEST-TITE
IPS CORPORATION

AB&A
IPS CORPORATION

STUDOR
IPS CORPORATION

TRUEBRO
IPS CORPORATION

CHRISTY'S
IPS CORPORATION



Fiberglass and Acrylic Floor Shower Drains

- Available connections: solvent weld, SUREFIT, caulk, no-caulk, and 2" male or female IPS
- Designed for pre-formed shower bases

PRODUCT	DESCRIPTION	MODEL	UNITS/ CASE
PLASTIC BODY DRAINS			
Solvent Weld – 2"			
67015 ●	ABS – White Plastic Strainer – Snap-in (7210 Series)	ABA3400	36
67017 ●	PVC – White Plastic Strainer – Snap-in (7210 Series)	ABA3408	36
67016 ●	ABS – Stainless Steel Strainer – Snap-in (7200 Series)	ABA3401	36
67018 ●	PVC – Stainless Steel Strainer – Snap-in (7200 Series)	ABA3409	36
Solvent Weld OR No-Caulk – 2"			
86055 ●	ABS – Stainless Steel Strainer – Snap-in (44010 Series)	5820G	20
86050 ●	PVC – Stainless Steel Strainer – Snap-in (44010 Series)	4820G	20
82405 ●	PVC – Stainless Steel Strainer – Snap-in – Display Pack (6305 Series)	R4820G	6
No-Caulk – 2" SUREFIT Joint			
67012 ●	ABS – White Plastic Strainer – Snap-in (7103 Series)	ABA3200	20
67065 ●	PVC – White Plastic Strainer – Snap-in (7103 Series)	ABA3202	20
67013 ●	ABS – Stainless Steel Strainer – Snap-in (7101 Series)	ABA3201	20
67014 ●	PVC – Stainless Steel Strainer – Snap-in (7101 Series)	ABA3203	20
No-Caulk – 2" Gasket for DWV			
67021	White Plastic with Plastic Strainer – Snap-in (7210 Series)	ABA3520	36
67022	White Plastic with SS Strainer – Snap-in (7200 Series)	ABA3521	36
BRASS BODY DRAINS			
No-Caulk – 2" SUREFIT Joint			
67041	SUREFIT Joint – Brass Body – 2" – SS Snap-in (7101 Series)	ABA6508	18
No-Caulk – 2" Gasket for DWV			
67042	No-Caulk – Brass Body – 2" – SS Snap-in (7200 Series)	ABA6520	18
IPS – 2" Female Thread			
67218	2" Female IPS – Brass Body – SS Snap-in (7200 Series)	ABA6828	8
Caulk – 2"			
67040	Caulk Type – Brass Body – 2" – SS Snap-in (7101 Series)	ABA6500	18



WELD-ON
IPS CORPORATION

GUY GRAY
IPS CORPORATION

WATER-TITE
IPS CORPORATION

TOUGH PANS
IPS CORPORATION

ROOF TOP BLOX
IPS CORPORATION

TEST-TITE
IPS CORPORATION

AB&A
IPS CORPORATION

STUDOR
IPS CORPORATION

TRUEBRO
IPS CORPORATION


CHRISTY'S
IPS CORPORATION

Fiberglass and Acrylic Floor Shower Drain Components

PRODUCT	DESCRIPTION	MODEL	UNITS/ CASE
Plastic Shower Drain Locknut (3400 - 3456 Series)			
69521	ABS Locknut	ABA7005	15
68068	PVC Locknut	ABA7006	15
No-Caulk Components			
69202	"No-Caulk" Neoprene Sealing Joint for DWV Pipe	ABA7215	15
60925	"No Caulk" Neoprene Sealing Joint for CTS Pipe	ABA7216	
69203	Caulking Key	ABA7218	15
69204	Brass - Inside Caulking Ring	ABA7226	15
SUREFIT Components			
69500	SUREFIT Gasket Set	ABA2400	36

Snap-In Strainers

PRODUCT	DESCRIPTION	MODEL	UNITS/ CASE
Round 4 1/4" Snap-In Steel Grate (7200-7210 Series)			
69554	Chrome	ABA7200	15
69555	Chrome – Carded	ABA7200CARD	15
69560	Satin Nickel – Carded	ABA7205SNCARD	1
69776	Venetian Bronze – Carded	ABA7205VBCARD	1
69773	Oil Rubbed Bronze – Carded	ABA7205ORBCARD	1
69181	White (Plastic ABS)	ABA7210	15
63348	White (Plastic ABS) – Carded	ABA7210CARD	15
Round 4 1/4" Snap-In Steel Grate (7101-7103 Series)			
69774	Chrome – Carded	ABA7101CARD	15
64991	Satin Nickel – Carded	ABA7101SNCARD	1
69536	Venetian Bronze – Carded	ABA7101VBCARD	1
69530	Oil Rubbed Bronze – Carded	ABA7101ORBCARD	1
69524	White (Plastic ABS)	ABA7103	15
69770	White (Plastic ABS) – Carded	ABA7103CARD	1



WELD-ON
IPS CORPORATION

GUY GRAY
IPS CORPORATION

WATER-TITE
IPS CORPORATION

TOUGH PANS
IPS CORPORATION

ROOF TOP BLOX
IPS CORPORATION

TEST-TITE
IPS CORPORATION

AB&A
IPS CORPORATION

STUDOR
IPS CORPORATION

TRUEBRO
IPS CORPORATION

CHRISTY'S
IPS CORPORATION

WELD-ON
IPS CORPORATION

GUY GRAY
IPS CORPORATION

WATER-TITE
IPS CORPORATION

TOUGH PANS
IPS CORPORATION

ROOF TOP BLOX
IPS CORPORATION

TEST-TITE
IPS CORPORATION

AB&A
IPS CORPORATION

STUDOR
IPS CORPORATION

TRUEBRO
IPS CORPORATION

CHRISTY'S
IPS CORPORATION

Receptor Base Fiberglass Shower Drains



- Fits 2" pipe (solvent weld)
- Residential showers with preformed bases
- Strainers: round snap-in or screw down
- Available in ABS (black) or PVC (white)
- Easy to use test plug is included
- Tightening bar included


PRODUCT	DESCRIPTION	MODEL	UNITS/ CASE
Solvent Weld – 2" Rib Grip – SS Screw Down Strainer (44000 Series)			
63490	ABS	ABA34490	20
63500	PVC	ABA34500	20
Solvent Weld – 2" Rib Grip – SS Snap-On Strainer (44010 Series)			
63491	ABS	ABA34490SNAP	20
63501	PVC	ABA34500SNAP	20

Offset Receptor Base Fiberglass Shower Drains



PRODUCT	DESCRIPTION	MODEL	UNITS/ CASE
Offset Solvent Weld – 2" – SS Strainer (44000 Series)			
67032	PVC	ABA3465	20
67076	ABS	ABA3469	20

Replacement Grates for Receptor Base & Tile Drains – Round



PRODUCT	DESCRIPTION	MODEL	UNITS/ CASE
Round 4 1/4" Stamped SS Shower Grate w/Screws on 2-5/8" Center - Cover-All (44000 Series)			
63614	Round Stamped Grate w/Screws CP	ABA44000	12
63615	Round Stamped Grate w/Screws SN	ABA44000SN	4
63616	Round Stamped Grate w/Screws VB	ABA44000VB	4
63617	Round Stamped Grate w/Screws ORB	ABA44000ORB	4
Round 4 1/4" Stamped SS Shower Grate Snap-In - Cover-All (44010 Series)			
63618	Round Stamped Snap-In Grate CP	ABA44010	12
63619	Round Stamped Snap-In Grate SN	ABA44010SN	4
63620	Round Stamped Snap-In Grate VB	ABA44010VB	4
63621	Round Stamped Snap-In Grate ORB	ABA44010ORB	4
63643	Round Stamped Snap-In Grate MB	ABA44010MB	4
63646	Round Stamped Snap-In Grate CB	ABA44010CB	4

Tile Shower Drain with Reversible Clamping Ring - Round Stamped Grate



- Fits 2" hub or 3" inside fit (solvent weld)
- Residential showers with tile flooring
- Strainers: round or square, stamped steel snap-in or screw down, and heavy cast brass screw down
- Square barrel accessory allows installer to convert round drains to square
- Available in ABS (black) or PVC (gray)
- Easy to use test plug is included

PRODUCT	DESCRIPTION	MODEL	UNITS/ CASE
ABS Body, Flange, and Tailpiece - 2" x 3" Solvent Weld, Round Stamped Strainer (44000 Series)			
63601	Tile Shower Round Stamped CP – ABS	ABA44601	20
63641	Tile Shower Round Stamped Plas Crown CP – ABS	ABA44601CR	20
63600	Tile Shower Round Stamped Snap CP – ABS	ABA44601SNAP	20
PVC Body, Flange, and Tailpiece - 2" x 3" Solvent Weld, Round Stamped Strainer (44000 Series)			
63608	Tile Shower Round Stamped CP – PVC	ABA44701	20
63642	Tile Shower Round Stamped Plas Crown CP – PVC	ABA44701CR	20
63607	Tile Shower Round Stamped Snap CP – PVC	ABA44701SNAP	20

Replacement Grates for Receptor Base & Tile Drains – Round



PRODUCT	DESCRIPTION	MODEL	UNITS/ CASE
Round 4" Stamped SS Shower Grate w/Screws on 3-3/8" Center - Plastic Crown (7102 Series)			
69835	Round Stamped Grate w/Screws Crown CP	ABA7102CARD	15
69543	Round Stamped Grate w/Screws Crown SN	ABA7102SNCARD	15
69544	Round Stamped Grate w/Screws Crown VB	ABA7102VBCARD	15
69541	Round Stamped Grate w/Screws Crown ORB	ABA7102ORBCARD	15

WELD-ON
IPS CORPORATION

GUY GRAY
IPS CORPORATION

WATER-TITE
IPS CORPORATION

TOUGH PANS
IPS CORPORATION

ROOF TOP BLOX
IPS CORPORATION

TEST-TITE
IPS CORPORATION

AB&A
IPS CORPORATION

STUDOR
IPS CORPORATION

TRUEBRO
IPS CORPORATION

CHRISTY'S
IPS CORPORATION

Tile Shower Drain with Reversible Clamping Ring - Square Stamped Grate

- Fits 2" hub or 3" inside fit (solvent weld)
- Residential showers with tile flooring
- Strainers: round or square, stamped steel snap-in or screw down, and heavy cast brass screw down
- Square barrel accessory allows installer to convert round drains to square
- Available in ABS (black) or PVC (gray)
- Easy to use test plug is included



PRODUCT	DESCRIPTION	MODEL	UNITS/ CASE
ABS Body, Flange, and Tailpiece - 2" x 3" Solvent Weld, Square Stamped Strainer (44030 Series)			
63602	Tile Shower Square Stamped CP	ABA44601SQ	20
63630	Tile Shower Square Stamped Snap CP	ABA44601SQSNAP	20
PVC Body, Flange, and Tailpiece - 2" x 3" Solvent Weld, Square Stamped Strainer (44030 Series)			
63609	Tile Shower Square Stamped CP	ABA44701SQ	20
63631	Tile Shower Square Stamped Snap CP	ABA44701SQSNAP	20

Replacement Grates for Receptor Base & Tile Drains – Square

PRODUCT	DESCRIPTION	MODEL	UNITS/ CASE
Square 4 1/4" Stamped SS Shower Grate w/Screws on 2-5/8" Center (44030 Series)			
63626	Square Stamped Grate w/ Screws CP	ABA44030	12
63627	Square Stamped Grate w/ Screws SN	ABA44030SN	4
63628	Square Stamped Grate w/ Screws VB	ABA44030VB	4
63629	Square Stamped Grate w/ Screws ORB	ABA44030ORB	4
Square 4 1/4" Stamped SS Shower Grate Snap-In (44050 Series)			
63639	Square Stamped Snap-In Grate CP	ABA44050	12
63632	Square Stamped Snap-In Grate SN	ABA44050SN	4
63633	Square Stamped Snap-In Grate VB	ABA44050VB	4
63634	Square Stamped Snap-In Grate ORB	ABA44050ORB	4



WELD-ON
IPS CORPORATION

GUY GRAY
IPS CORPORATION

WATER-TITE
IPS CORPORATION

TOUGH PANS
IPS CORPORATION

ROOF TOP BLOX
IPS CORPORATION

TEST-TITE
IPS CORPORATION

AB&A
IPS CORPORATION

STUDOR
IPS CORPORATION

TRUEBRO
IPS CORPORATION

CHRISTY'S
IPS CORPORATION


Tile Shower Drain with Reversible Clamping Ring - Round Cast Brass Grate



- Fits 2" hub or 3" inside fit (solvent weld)
- Residential showers with tile flooring
- Strainers: round or square, stamped steel snap-in or screw down, and heavy cast brass screw down
- Square barrel accessory allows installer to convert round drains to square
- Available in ABS (black) or PVC (gray)
- Easy to use test plug is included

PRODUCT	DESCRIPTION	MODEL	UNITS/CASE
ABS Body, Flange, and Tailpiece - 2" x 3" Solvent Weld, Round Cast Brass Strainer (44020 Series)			
63603	Tile Shower Round Cast CP (44020 Series)	ABA44603	20
63661	Tile Shower Round Cast SN (44020 Series)	ABA44603SN	4
63662	Tile Shower Round Cast ORB (44020 Series)	ABA44603ORB	4
63663	Tile Shower Round Cast VB (44020 Series)	ABA44603VB	4
PVC Body, Flange, and Tailpiece - 2" x 3" Solvent Weld, Round Cast Brass Strainer (44020 Series)			
63610	Tile Shower Round Cast CP (44020 Series)	ABA44703	20
63664	Tile Shower Round Cast SN (44020 Series)	ABA44703SN	4
63665	Tile Shower Round Cast VB (44020 Series)	ABA44703VB	4
63666	Tile Shower Round Cast ORB (44020 Series)	ABA44703ORB	4

Strainers



- Available connections: 2" x 3" solvent weld or 2" no-caulk
- Available strainers: round stamped stainless steel, round heavy duty cast brass, or square heavy duty cast brass

PRODUCT	DESCRIPTION	MODEL	UNITS/CASE
Round 4 1/4" Cast Brass Shower Grate w/Screws on 2-5/8" Center (44020 Series)			
63622	Round Cast Grate w/ Screws CP	ABA44020	4
63623	Round Cast Grate w/ Screws SN	ABA44020SN	4
63624	Round Cast Grate w/ Screws VB	ABA44020VB	4
63625	Round Cast Grate w/ Screws ORB	ABA44020ORB	4
63644	Round Cast Grate w/ Screws MB	ABA44020MB	4
63647	Round Cast Grate w/ Screws CB	ABA44020CB	4



Tile Shower Drain with Reversible Clamping Ring - Square Cast Brass Grate

- Fits 2" hub or 3" inside fit (solvent weld)
- Residential showers with tile flooring
- Strainers: round or square, stamped steel snap-in or screw down, and heavy cast brass screw down
- Square barrel accessory allows installer to convert round drains to square
- Available in ABS (black) or PVC (gray)
- Easy to use test plug is included



PRODUCT	DESCRIPTION	MODEL	UNITS/ CASE
ABS Body, Flange, and Tailpiece - 2" x 3" Solvent Weld, Square Cast Brass Strainer (44040 Series)			
63604	Tile Shower Square Cast CP	ABA44603SQ	20
63605	Tile Shower Square Cast SN	ABA44603SQSN	4
63606	Tile Shower Square Cast VB	ABA44603SQVB	4
63660	Tile Shower Square Cast ORB	ABA44603SQORB	4
PVC Body, Flange, and Tailpiece - 2" x 3" Solvent Weld, Square Cast Brass Strainer (44040 Series)			
63611	Tile Shower Square Cast CP	ABA44703SQ	20
63667	Tile Shower Square Cast SN	ABA44703SQSN	4
63668	Tile Shower Square Cast VB	ABA44703SQVB	4
63669	Tile Shower Square Cast ORB	ABA44703SQORB	4

Strainers



PRODUCT	DESCRIPTION	MODEL	UNITS/ CASE
Square 4 1/4" Cast Brass Shower Grate w/Screws on 2-5/8" Center (44040 Series)			
63635	Square Cast Grate w/ Screws CP	ABA44040	4
63636	Square Cast Grate w/ Screws SN	ABA44040SN	4
63637	Square Cast Grate w/ Screws VB	ABA44040VB	4
63638	Square Cast Grate w/ Screws ORB	ABA44040ORB	4
63645	Square Cast Grate w/ Screws MB	ABA440400MB	4
63648	Square Cast Grate w/ Screws CB	ABA440400CB	4

WELD-ON
IPS CORPORATION

GUY GRAY
IPS CORPORATION

WATER-TITE
IPS CORPORATION

TOUGH PANS
IPS CORPORATION

ROOF TOP BLOX
IPS CORPORATION

TEST-TITE
IPS CORPORATION

AB&A
IPS CORPORATION

STUDOR
IPS CORPORATION


TRUEBRO
IPS CORPORATION

CHRISTY'S
IPS CORPORATION

Tile Shower Drain with Reversible Clamping Ring - Round Cast Brass Grate - Brass Barrel



Round Strainers



PRODUCT	DESCRIPTION	MODEL	UNITS/ CASE
ABS Body, Flange, and Tailpiece - 2" x 3" Solvent Weld, Round Cast Brass Barrel & Strainer (7212 Series)			
63800	Tile Shower Round Brass Barrel Cast Chrome	ABA44603BB	4
63804	Tile Shower Round Brass Barrel Cast Satin Nickel	ABA44603BBSN	4
63805	Tile Shower Round Brass Barrel Cast Venetian Bronze	ABA44603BBVB	4
63806	Tile Shower Round Brass Barrel Cast Oil-Rubbed Bronze	ABA44603BBORB	4

PRODUCT	DESCRIPTION	MODEL	UNITS/ CASE
PVC Body, Flange, and Tailpiece - 2" x 3" Solvent Weld, Round Cast Brass Barrel & Strainer (7212 Series)			
63802	Tile Shower Round Brass Barrel Cast Chrome	ABA44703BB	4
63810	Tile Shower Round Brass Barrel Cast Satin Nickel	ABA44703BBSN	4
63811	Tile Shower Round Brass Barrel Cast Venetian Bronze	ABA44703BBVB	4
63812	Tile Shower Round Brass Barrel Cast Oil-Rubbed Bronze	ABA44703BBORB	4

PRODUCT	DESCRIPTION	MODEL	UNITS/ CASE
Round 3 15/16" Cast Brass Shower Grate w/ Screws on 3-3/8" Center - For Brass Strainer Barrels (7212 Series)			
63349	Round Cast Grate w/ Screws Crown Chrome	ABA7212CARD	15
67312	Round Cast Grate w/ Screws Crown Satin Nickel	ABA7213SNCARD	15
67315	Round Cast Grate w/ Screws Crown Venetian Bronze	ABA7213VBCARD	15
67309	Round Cast Grate w/ Screws Crown Oil-Rubbed Bronze	ABA7213ORBCARD	15
67310	Round Cast Grate w/ Screws Crown Polished Nickel	ABA7213PNCARD	15

WELD-ON
IPS CORPORATION

GUY GRAY
IPS CORPORATION

WATER-TITE
IPS CORPORATION

TOUGH PANS
IPS CORPORATION

ROOF TOP BLOK
IPS CORPORATION

TEST-TITE
IPS CORPORATION

AB&A
IPS CORPORATION

STUDOR
IPS CORPORATION

TRUEBRO
IPS CORPORATION


CHRISTY'S
IPS CORPORATION

Tile Shower Drain with Reversible Clamping Ring - Square Cast Brass Grate - Brass Barrel



PRODUCT	DESCRIPTION	MODEL	UNITS/ CASE
ABS Body, Flange, and Tailpiece - 2" x 3" Solvent Weld, Square Cast Brass Barrel & Strainer (72121 Series)			
63801	Tile Shower Square Brass Barrel Cast Chrome	ABA44603BBSQ	4
63807	Tile Shower Square Brass Barrel Cast Satin Nickel	ABA44603BBSQSN	4
63808	Tile Shower Square Brass Barrel Cast Venetian Bronze	ABA44603BBSQVB	4
63809	Tile Shower Square Brass Barrel Cast Oil-Rubbed Bronze	ABA44603BBSQORB	4
PVC Body, Flange, and Tailpiece - 2" x 3" Solvent Weld, Round Cast Brass Barrel & Strainer (7212 Series)			
63803	Tile Shower Square Brass Barrel Cast Chrome	ABA44703BBSQ	4
63813	Tile Shower Square Brass Barrel Cast Satin Nickel	ABA44703BBSQSN	4
63814	Tile Shower Square Brass Barrel Cast Venetian Bronze	ABA44703BBSQVB	4
63815	Tile Shower Square Brass Barrel Cast Oil-Rubbed Bronze	ABA44703BBSQORB	4

Square Strainers



PRODUCT	DESCRIPTION	MODEL	UNITS/ CASE
Square 4 1/4" Cast Brass Shower Grate w/ Screws on 3-3/8" Center (72121 Series)			
69799	Square Cast Grate w/ Screws Chrome (for brass barrel)	ABA72121CARD	15
69802	Square Cast Grate w/ Screws Satin Nickel (for brass barrel)	ABA72132SNCARD	15
69803	Square Cast Grate w/ Screws Venetian Bronze (for brass barrel)	ABA72132VBCARD	15
69804	Square Cast Grate w/ Screws Oil-Rubbed Bronze (for brass barrel)	ABA72132ORBCARD	15

Accessories for Tile Shower Drains



PRODUCT	DESCRIPTION	MODEL	UNITS/ CASE
ABS			
63696	ABS Square Barrel w/Snap-In Grate Chrome	ABA44601SQSNAP	12
PVC			
63695	PVC Square Barrel w/Snap-In Grate CP	ABA44701SQSNAPB	4
PVC			
63694	PVC Long Round Barrel (no grate)	ABA447701LB	4

WELD-ON
IPS CORPORATION

GUY GRAY
IPS CORPORATION

WATER-TITE
IPS CORPORATION

TOUGH PANS
IPS CORPORATION

ROOF TOP BLOX
IPS CORPORATION

TEST-TITE
IPS CORPORATION

AB&A
IPS CORPORATION

STUDOR
IPS CORPORATION

TRUEBRO
IPS CORPORATION

CHRISTY'S
IPS CORPORATION

General Purpose Drains



- 1-1/2" male IPS
- For mobile homes & RVs

PRODUCT	DESCRIPTION	MODEL	UNITS/CASE
67028	White Plastic Grate – Snap-in (7103 Series)	ABA3100	36
67029	Stainless Steel Grate – Snap-in (7101 Series)	ABA3101	36

Strainers



PRODUCT	DESCRIPTION	MODEL	UNITS/CASE
Round 4 1/4" Snap-In Steel Grate (7101-7103 Series)			
69774	Chrome – Carded	ABA7101CARD	15
64991	Satin Nickel – Carded	ABA7101SNCARD	1
69536	Venetian Bronze – Carded	ABA7101VBCARD	1
69530	Oil Rubbed Bronze – Carded	ABA7101ORBCARD	1
69524	White (Plastic ABS)	ABA7103	15
69770	White (Plastic ABS) – Carded	ABA7103CARD	1

Cast Bronze Shower Drains – Complete – Round



Available connections:

- 2" IPS
- 2" caulk
- 2" sweat

Strainer options:

- Stamped stainless steel
- Round heavy duty cast brass
- Recommended for copper pan installations

PRODUCT	DESCRIPTION	MODEL	UNITS/CASE
1 3/8" Brass Barrel w/ 4 1/2" Stainless Steel Grate (7135 Series)			
67037	2" Caulk	ABA6410	18
67038	2" IPS	ABA6420	18
67178	2" Sweat	ABA6430	8
2 1/2" Brass Barrel w/ 4 1/2" Stainless Steel Grate (7135 Series)			
67177	2" Caulk	ABA6415	8
67039	2" IPS	ABA6425	8
67179	2" Sweat	ABA6435	8

WELD-ON
GUY GRAY
WATER-TITE
TOUGH PANS
ROOF TOP BLOX
TEST-TITE
AB&A
STUDOR
TRUEBRO
CHRISTY'S

Strainers



PRODUCT	DESCRIPTION	MODEL	UNITS/ CASE
Round Stainless Steel Grate w/ Screws (7135 Series)			
69552	Chrome – Carded	ABA7135CARD	6
69289	Satin Nickel – Carded	ABA7137SNCARD	6
69128	Oil Rubbed Bronze – Carded	ABA7137ORBCARD	6

Cast Bronze Shower Drains – Complete



Available connections:


- 2" IPS
- 2" caulk
- 2" sweat

Strainer options:

- Stamped stainless steel
- Round heavy duty cast brass
- Recommended for copper pan installations

PRODUCT	DESCRIPTION	MODEL	UNITS/ CASE
1 3/8" Barrel w/ 4 1/2" Square Cast Brass Grate (72121 Series)			
67190	2" Caulk Chrome	ABA6600	8
67193	2" IPS Chrome	ABA6610	18
67196	2" Sweat Chrome	ABA6620	8
2 1/2" Barrel w/ 4 1/2" Square Cast Brass Grate (72121 Series)			
67192	2" Caulk Chrome	ABA6605	8
67044	2" IPS Chrome	ABA6615	18
67197	2" Sweat Chrome	ABA6622	8

Strainers



PRODUCT	DESCRIPTION	MODEL	UNITS/ CASE
Square 4 1/4" Cast Brass Shower Grate w/ Screws on 3-3/8" Center (72121 Series)			
69799	Chrome – Carded	ABA72121CARD	6
69802	Satin Nickel – Carded	ABA72132SNCARD	1
69803	Venetian Bronze – Carded	ABA72132VBCARD	1
69804	Oil Rubbed Bronze – Carded	ABA72132ORBCARD	1

WELD-ON
IPS CORPORATION

GUY GRAY
IPS CORPORATION

WATER-TITE
IPS CORPORATION

TOUGH PANS
IPS CORPORATION

ROOF TOP BLOX
IPS CORPORATION

TEST-TITE
IPS CORPORATION

AB&A
IPS CORPORATION

STUDOR
IPS CORPORATION

TRUEBRO
IPS CORPORATION

CHRISTY'S
IPS CORPORATION

Cast Bronze Shower Drains – Components

PRODUCT	DESCRIPTION	MODEL	UNITS/ CASE
Cast Brass Drain Body Only (6400, 6500, 6600 Series)			
68261	2" Caulk	ABA7232	1
67205	2" IPS	ABA7233	1
68239	2" Sweat	ABA7234	1
1 3/8" Brass Barrel Only (6500, 6600 Series)			
67206	Chrome	ABA7240	1
2 1/2" Brass Barrel Only (6500, 6600 Series)			
67207	Chrome	ABA7242	1
Screws for Brass Body Drains (6400, 6500, 6600 series) – 1/4" 8-32			
60053	For CP, SN, PN, SC, SP	ABA8827	10
60093	For VB, ORB	ABA8827ORB	10
69840	Friction Ring & Gasket Set	ABA6861	12

Cast Bronze Shower Drains – Complete

- Adjustable with clamping ring



PRODUCT	DESCRIPTION	MODEL	UNITS/ CASE
67240	2" FIP with Chrome Plated Stainless Steel Grate	ABA6320	4

WELD-ON
IPS CORPORATION

GUY GRAY
IPS CORPORATION

WATER-TITE
IPS CORPORATION

TOUGH PANS
IPS CORPORATION

ROOF TOP BLOK
IPS CORPORATION

TEST-TITE
IPS CORPORATION

AB&A
IPS CORPORATION

STUDOR
IPS CORPORATION

TRUEBRO
IPS CORPORATION

CHRISTY'S
IPS CORPORATION



Non-adjustable EZZ Set Shower Drains

Available connections:

- 1-1/2" IPS
- 2" IPS
- 2" caulk
- 2" no-caulk
- 2" No-hub
- 2" solvent weld
- 2" SUREFIT
- Recommended for hot mop applications



PRODUCT	DESCRIPTION	MODEL	UNITS/ CASE
EZZ Set Shower Drain - Cast Iron Top and Body – Chrome Plated Grate & Crown (#7120)			
67002	2" IPS	ABA5065	4
67144	2" Caulk	ABA5070	4
67003	2" No-hub	ABA5073	4
67146	2" No-Caulk w/ Rubber Connector	ABA5074	4



PRODUCT	DESCRIPTION	MODEL	UNITS/ CASE
Los Angeles Style EZZ Set Shower Drain - Cast Iron Top and Body – Chrome Plated Grate & Crown (7120 Series)			
67147	2" IPS	ABA5080	4
67148	2" Caulk	ABA5085	4
67149	2" No-hub	ABA5090	4



PRODUCT	DESCRIPTION	MODEL	UNITS/ CASE
Los Angeles Style EZZ Set Shower Drain - Cast Iron Top with Plastic Body – Chrome Plated Grate & Crown (7120 Series)			
67001	ABS – 2" Solvent Weld	ABA5040	4
67140	PVC – 2" Solvent Weld	ABA5045	4



PRODUCT	DESCRIPTION	MODEL	UNITS/ CASE
Los Angeles Style EZZ Set Shower Drain - Plastic Top and Body – Chrome Plated Grate & Crown (#7120)			
67000 ●	ABS – 2" Solvent Weld	ABA5000	15
67136 ●	PVC – 2" Solvent Weld	ABA5008	15
67138	PVC – No-Caulk SUREFIT Connection	ABA5020	15

Strainers

- Includes protection plate (pictured)



PRODUCT	DESCRIPTION	MODEL	UNITS/ CASE
Round 3 1/4" Steel Grate w/ Screws – 2 7/8" Center to Center (7120 Series)			
69569	Chrome Grate & Crown	ABA5145	15
69615	Satin Nickel Grate & Crown	ABA5149SN	1
69614	Oil Rubbed Bronze Grate & Crown	ABA5149ORB	1

Components

- For use in cast iron no-caulk drains
- For use with the 67175 drain

PRODUCT	DESCRIPTION	MODEL	UNITS/ CASE
69232	Rubber Drain Connector	ABA6910	6

WELD-ON
IPS CORPORATION

GUY GRAY
IPS CORPORATION

WATER-TITE
IPS CORPORATION

TOUGH PANS
IPS CORPORATION

ROOF TOP BLOX
IPS CORPORATION

TEST-TITE
IPS CORPORATION

AB&A
IPS CORPORATION

STUDOR
IPS CORPORATION

TRUEBRO
IPS CORPORATION

CHRISTY'S
IPS CORPORATION

Cast Iron Adjustable Shower Drain




Available connections:

- 2" IPS
- 2" caulk
- 2" no-hub
- 2" no-caulk

PRODUCT	DESCRIPTION	MODEL	UNITS/ CASE
Wide-Bodied			
2" IPS Drain with Round Cast Brass Grate (7212 Series)			
67154	Chrome	ABA52007212	4
2" Caulk Drain with Round Cast Brass Grate (7212 Series)			
67159	Chrome	ABA52047212	4
2" No-hub Drain with Round Cast Brass Grate (7212 Series)			
67160	Chrome	ABA52087212	4
Narrow-Bodied			
2" No-Caulk Drain with Round Cast Brass Grate (7212 Series)			
67175	Chrome	ABA5225	4

Round Strainers



PRODUCT	DESCRIPTION	MODEL	UNITS/ CASE
Round 3 15/16" Cast Brass Shower Grate w/ Screws on 3-3/8" Center – For Brass Strainer Barrels (7212 Series)			
63349	Round Cast Grate w/ Screws Crown Chrome	ABA7212CARD	15
67312	Round Cast Grate w/ Screws Crown Satin Nickel	ABA7213SNCARD	15
67315	Round Cast Grate w/ Screws Crown Venetian Bronze	ABA7213VBCARD	15
67309	Round Cast Grate w/ Screws Crown Oil-Rubbed Bronze	ABA7213ORBCARD	15
67310	Round Cast Grate w/ Screws Crown Polished Nickel	ABA7213PNCARD	15

WELD-ON
IPS CORPORATION

GUY GRAY
IPS CORPORATION

WATER-TITE
IPS CORPORATION

TOUGH PANS
IPS CORPORATION

ROOF TOP BLOK
IPS CORPORATION

TEST-TITE
IPS CORPORATION

AB&A
IPS CORPORATION

STUDOR
IPS CORPORATION

TRUEBRO
IPS CORPORATION


CHRISTY'S
IPS CORPORATION

Cast Iron Adjustable Shower Drain



PRODUCT	DESCRIPTION	MODEL	UNITS/ CASE
2" IPS Drain with Square Cast Brass Grate (72121 Series)			
67155	Chrome	ABA520072121	4
2" Caulk Drain with Square Cast Brass Grate (72121 Series)			
67271	Chrome	ABA520472121	4
2" No-hub Drain with Square Cast Brass Grate (72121 Series)			
67161	Chrome	ABA520872121	4

Strainers



PRODUCT	DESCRIPTION	MODEL	UNITS/ CASE
Square 4 1/4" Cast Brass Shower Grate w/Screws on 3-3/8" Center - For Brass Strainer Barrels (72121 Series)			
69799	Chrome – Carded	ABA72121CARD	15
69802	Satin Nickel – Carded	ABA72132SNCARD	1
69803	Venetian Bronze – Carded	ABA72132VBCARD	1
69804	Oil Rubbed Bronze – Carded	ABA72132ORBCARD	1

WELD-ON
IPS CORPORATION

GUY GRAY
IPS CORPORATION

WATER-TITE
IPS CORPORATION

TOUGH PANS
IPS CORPORATION

ROOF TOP BLOC
IPS CORPORATION

TEST-TITE
IPS CORPORATION

AB&A
IPS CORPORATION

STUDOR
IPS CORPORATION

TRUEBRO
IPS CORPORATION


CHRISTY'S
IPS CORPORATION

Adjustable Drain with 1-1/2" Top Flange



PRODUCT	DESCRIPTION	MODEL	UNITS/ CASE
ABS Flange & Body – 2" Solvent Weld Connection			
67024 ●	White Plastic Snap-in Grate (7103 Series)	ABA3900	15
67025 ●	Stainless Steel Snap-in Grate (7101 Series)	ABA3901	15
ABS Flange & Body – 2" SUREFIT Connection			
67023 ●	Stainless Steel Snap-in Grate (7101 Series)	ABA3601	15

Strainers



PRODUCT	DESCRIPTION	MODEL	UNITS/ CASE
Round 4 1/4" Snap-In Steel Grate (7101-7103 Series)			
69774	Chrome – Carded	ABA7101CARD	15
64991	Satin Nickel – Carded	ABA7101SNCARD	1
69536	Venetian Bronze – Carded	ABA7101VBCARD	1
69530	Oil Rubbed Bronze – Carded	ABA7101ORBCARD	1
69524	Oil Rubbed Bronze – Carded	ABA7103	15
69770	White (Plastic ABS) – Carded	ABA7103CARD	1

WELD-ON
IPS CORPORATION

GUY GRAY
IPS CORPORATION

WATER-TITE
IPS CORPORATION

TOUGH PANS
IPS CORPORATION

ROOF TOP BLOX
IPS CORPORATION

TEST-TITE
IPS CORPORATION

AB&A
IPS CORPORATION

STUDOR
IPS CORPORATION

TRUEBRO
IPS CORPORATION

CHRISTY'S
IPS CORPORATION

Schedule 40 Waste & Overflow – “Classic” Full Kits w/Flex Pipe & Test Kit



- “Classic” high-flow capacity slotted overflow plate provides greater drainage through the tub overflow
- Thin gasket included for thick-walled tubs (e.g. marble)
- With 16" and 24" FLEX pipe
- Strainer and stopper are brass unless noted
- Additional special finish kits available on page 204
- Test Kits available on page 202

PRODUCT	DESCRIPTION	MODEL	UNITS/ CASE
16" ABS Flex Full Kits			
61758	Push eN Lift Chrome	ABA2225FLEX	12
61666	Touch Toe Chrome	ABA2242FLEXCS	12
16" PVC Flex Full Kits			
61231	Push eN Lift Chrome	ABA2226FLEXHF	12
62139	Turn Top Chrome	ABA2259FLEXHF	12
61237	Touch Toe Chrome	ABA2243FLEXCSHF	12
24" PVC Flex Full Kits			
60948	Push eN Lift Chrome	ABA2226FLEX24HF	12
62244	Turn Top Chrome	ABA2259FLEX24HF	12
63408	Touch Toe Chrome	ABA2243FLEX24CSHF	12

Schedule 40 Waste & Overflow – “Classic” Full Kit Rough Ins w/Flex Pipe & Test Kit

PRODUCT	DESCRIPTION	MODEL	UNITS/ CASE
16" PVC Flex Full Kit Rough Ins			
61415	Chrome	ABA2259RIFLEXHF	12
24" PVC Flex Full Kit Rough Ins			
61715	Chrome	ABA2259RIFLEX24HF	12

WELD-ON
IPS CORPORATION

GUY GRAY
IPS CORPORATION

WATER-TITE
IPS CORPORATION

TOUGH PANS
IPS CORPORATION

ROOF TOP BLOX
IPS CORPORATION

TEST-TITE
IPS CORPORATION

AB&A
IPS CORPORATION

STUDOR
IPS CORPORATION

TRUEBRO
IPS CORPORATION

CHRISTY'S
IPS CORPORATION

Schedule 40 Waste & Overflow – “Classic” One-Piece Direct Drain Full Kits w/Flex Pipe & Test Kit



- “Classic” high-flow capacity slotted overflow plate provides greater drainage through the tub overflow
- Thin gasket included for thick-walled tubs (e.g. marble)
- Available in multiple lengths of FLEX pipe
- Custom lengths available to match tub specs
- Strainer and stopper are brass unless noted
- Additional special finish kits available on page 204
- Test Kits available on page 202

PRODUCT	DESCRIPTION	MODEL	UNITS/ CASE
ABS One-Piece Direct Drain Flex Full Kits			
65501	16" Push eN Lift Chrome	ABA2227FLEX16HF	12
65506	15.5" Push eN Lift Chrome	ABA2227FLEX155HF	12
65510	15" Push eN Lift Chrome	ABA2227FLEX15HF	12
65508	14.5" Push eN Lift Chrome	ABA2227FLEX145HF	12
65509	14" Push eN Lift Chrome	ABA2227FLEX14HF	12
PVC One-Piece Direct Drain Flex Full Kits			
65601	16" Push eN Lift Chrome	ABA2228FLEX16HF	12
65606	15.5" Push eN Lift Chrome	ABA2228FLEX155HF	12
65607	15" Push eN Lift Chrome	ABA2228FLEX15HF	12
65608	14.5" Push eN Lift Chrome	ABA2228FLEX145HF	12
65609	14" Push eN Lift Chrome	ABA2228FLEX14HF	12

Schedule 40 Waste & Overflow – “Classic” One-Piece Direct Drain Full Kit Rough Ins w/Flex Pipe & Test Kit

- “Classic” high-flow capacity slotted overflow plate provides greater drainage through the tub overflow
- Thin gasket included for thick-walled tubs (e.g. marble)
- With 16" and 24" FLEX pipe
- Strainer and stopper are brass unless noted
- Additional special finish kits available on page 204
- Test Kits available on page 202

PRODUCT	DESCRIPTION	MODEL	UNITS/ CASE
ABS One-Piece Direct Drain Flex Full Kit Rough Ins			
65540	16" Push eN Lift Chrome 1P Flex RI - 16"	ABA2227RIFLEX16HF	12
PVC One-Piece Direct Drain Flex Full Kit Rough Ins			
65541	16" Push eN Lift Chrome	ABA2228RIFLEX16HF	12
65542	15.5" Push eN Lift Chrome	ABA2228RIFLEX155HF	12
65543	15" Push eN Lift Chrome	ABA2228RIFLEX15HF	12
65544	14.5" Push eN Lift Chrome	ABA2228RIFLEX145HF	12
65545	14" Push eN Lift Chrome	ABA2228RIFLEX14HF	12
65546	16" Push eN Lift Satin Nickel	ABA2228RIFLEX16SNHF	12
65547	15.5" Push eN Lift Satin Nickel	ABA2228RIFLEX155SNHF	12
65548	15" Push eN Lift Satin Nickel	ABA2228RIFLEX15SNHF	12
65549	14.5" Push eN Lift Satin Nickel	ABA2228RIFLEX145SNHF	12
65550	14" Push eN Lift Satin Nickel	ABA2228RIFLEX14SNHF	12

Continued on next page

WELD-ON

GUY GRAY

WATER-TITE

TOUGH PANS

ROOF TOP BLOK

TEST-TITE

AB&A

STUDOR

TRUEBRO

CHRISTY'S

Schedule 40 Waste & Overflow – “Classic” One-Piece Direct Drain Full Kit Rough Ins w/Flex Pipe & Test Kit (continued)

PRODUCT	DESCRIPTION	MODEL	UNITS/ CASE
PVC One-Piece Direct Drain Flex Full Kit Rough Ins (continued)			
65551	16" Push eN Lift Venetian Bronze	ABA2228RIFLEX16VBHF	12
65552	15.5" Push eN Lift Venetian Bronze	ABA2228RIFLEX155VBHF	12
65553	15" Push eN Lift Venetian Bronze	ABA2228RIFLEX15VBHF	12
65554	14.5" Push eN Lift Venetian Bronze	ABA2228RIFLEX145VBHF	12
65555	14" Push eN Lift Venetian Bronze	ABA2228RIFLEX14VBHF	12
65556	16" Push eN Lift Matte Black	ABA2228RIFLEX16MBHF	12
65557	15.5" Push eN Lift Matte Black	ABA2228RIFLEX155MBHF	12
65558	15" Push eN Lift Matte Black	ABA2228RIFLEX15MBHF	12
65559	14.5" Push eN Lift Matte Black	ABA2228RIFLEX145MBHF	12
65560	14" Push eN Lift Matte Black	ABA2228RIFLEX14MBHF	12
65565	16" Push eN Lift Champagne Bronze	ABA2228RIFLEX16CBHF	12
65566	15.5" Push eN Lift Champagne Bronze	ABA2228RIFLEX155CBHF	12
65567	15" Push eN Lift Champagne Bronze	ABA2228RIFLEX15CBHF	12
65568	14.5" Push eN Lift Champagne Bronze	ABA2228RIFLEX145CBHF	12
65569	14" Push eN Lift Champagne Bronze	ABA2228RIFLEX14CBHF	12

Schedule 40 Waste & Overflow – “Classic” Full Kits w/Test



- “Classic” high-flow capacity slotted overflow plate provides greater drainage through the tub overflow
- Thin gasket included for thick-walled tubs (e.g. marble)
- Strainer and stopper are brass unless noted
- Additional special finish kits available on page 204
- Test Kits available on page 202



PRODUCT	DESCRIPTION	MODEL	UNITS/ CASE
ABS			
62094 ●	ABS with Push eN Lift Chrome Stopper	ABA2225HF	10
61741 ●	ABS with Turn Top Chrome Stopper	ABA2258HF	10
61236 ●	ABS with Touch Toe Chrome Stopper	ABA2242CSHF	10
61226 ●	ABS with Flip Top Chrome Stopper	ABA2210HF	10
PVC			
61023 ●	PVC with Push eN Lift Chrome Stopper	ABA2226HF	10
61025 ●	PVC with Turn Top Chrome Stopper	ABA2259HF	10
61024 ●	PVC with Touch Toe Chrome Stopper	ABA2243CSHF	10
61227 ●	PVC with Flip Top Chrome Stopper	ABA2211HF	10

WELD-ON
IPS CORPORATION

GUY GRAY
IPS CORPORATION

WATER-TITE
IPS CORPORATION

TOUGH PANS
IPS CORPORATION

ROOF TOP BLOX
IPS CORPORATION

TEST-TITE
IPS CORPORATION

AB&A
IPS CORPORATION

STUDOR
IPS CORPORATION

TRUEBRO
IPS CORPORATION

CHRISTY'S
IPS CORPORATION

Schedule 40 Waste & Overflow – “Classic” Half Kits w/Test Kit – ABS



WELD-ON
IPS CORPORATION

GUY GRAY
IPS CORPORATION

WATER-TITE
IPS CORPORATION

TOUGH PANS
IPS CORPORATION

ROOF TOP BLOX
IPS CORPORATION

TEST-TITE
IPS CORPORATION

AB&A
IPS CORPORATION

STUDOR
IPS CORPORATION

TRUEBRO
IPS CORPORATION

CHRISTY'S
IPS CORPORATION



- “Classic” high-flow capacity slotted overflow plate provides greater drainage through the tub overflow
- Thin gasket included for thick-walled tubs (e.g. marble)
- Strainer and stopper are brass unless noted
- Additional special finish kits available on page 204
- Test Kits available on page 202

PRODUCT	DESCRIPTION	MODEL	UNITS/ CASE
ABS with Push eN Lift Stopper			
62001 ●	Chrome	ABA2217HF	20
62003 ●	Chrome with Zinc Strainer	ABA2217ZHF	20
62002 ●	Chrome with Zinc Strainer & ABS Stopper	ABA2217PZHF	20
62486 ●	Chrome with Metal Test kit	ABA2217MHF	20
62005 ●	Satin Nickel	ABA2221SNHF	20
62006 ●	Venetian Bronze	ABA2221VBHF	20
62004 ●	Oil Rubbed Bronze	ABA2221ORBHF	20
62501 ●	White	ABA2221WHF	20
62489 ●	Champagne Bronze	ABA2221CBHF	20
62281 ●	Matte Black	ABA2221MBHF	20
ABS with Turn Top Stopper			
62127 ●	Chrome	ABA2250HF	20
62015 ●	Chrome with Zinc Strainer & Stopper	ABA2250ZHF	20
ABS with Touch Toe Stopper			
62012 ●	Chrome	ABA2234CSHF	20
62109 ●	Satin Nickel	ABA2238SNCSHF	6
62915 ●	Venetian Bronze	ABA2238VBCSHF	6
62104 ●	Oil Rubbed Bronze	ABA2238ORBESHF	6
ABS with Flip Top Stopper			
62480 ●	Chrome	ABA2200HF	6

Schedule 40 Waste & Overflow – “Classic” Half Kits w/Test Kit – PVC



- “Classic” high-flow capacity slotted overflow plate provides greater drainage through the tub overflow
- Thin gasket included for thick-walled tubs (e.g. marble)
- Strainer and stopper are brass unless noted
- Additional special finish kits available on page 204
- Test Kits available on page 202



PRODUCT	DESCRIPTION	MODEL	UNITS/ CASE
PVC with Push eN Lift Stopper			
62007 ●	Chrome	ABA2218HF	20
62038 ●	Chrome with Zinc Strainer	ABA2218ZHF	20
62037 ●	Chrome with Zinc Strainer & ABS Stopper	ABA2218PZHF	20
62487 ●	Chrome with Metal Test kit	ABA2218MHF	20
62009 ●	Satin Nickel	ABA2222SNHF	20
62092 ●	Venetian Bronze	ABA2222VBHF	20
62008 ●	Oil Rubbed Bronze	ABA2222ORBHF	20
62093 ●	White	ABA2222OWHF	20
62262 ●	Champagne Bronze	ABA2222CBHF	20
62280 ●	Matte Black	ABA2222MBHF	20
PVC with Turn Top Stopper			
62016 ●	Chrome	ABA2251HF	20
62017 ●	Chrome with Zinc Strainer & Stopper	ABA2251ZHF	20
PVC with Touch Toe Stopper			
62013 ●	Chrome	ABA2235CSHF	20
62014 ●	Satin Nickel	ABA2239SNCSHF	6
62124 ●	Venetian Bronze	ABA2239VBCSHF	6
62117 ●	Oil Rubbed Bronze	ABA2239ORBESHF	6
PVC with Flip Top Stopper			
62000 ●	Chrome	ABA2201HF	6

WELD-ON
IPS CORPORATION

GUY GRAY
IPS CORPORATION

WATER-TITE
IPS CORPORATION

TOUGH PANS
IPS CORPORATION

ROOF TOP BLOX
IPS CORPORATION

TEST-TITE
IPS CORPORATION

AB&A
IPS CORPORATION

STUDOR
IPS CORPORATION

TRUEBRO
IPS CORPORATION

CHRISTY'S
IPS CORPORATION

Schedule 40 Waste & Overflow – “Classic” Half Kits w/Test Kit & Straight Drain Fitting



WELD-ON
IPS CORPORATION

GUY GRAY
IPS CORPORATION

WATER-TITE
IPS CORPORATION

TOUGH PANS
IPS CORPORATION

ROOF TOP BLOX
IPS CORPORATION

TEST-TITE
IPS CORPORATION

AB&A
IPS CORPORATION

STUDOR
IPS CORPORATION

TRUEBRO
IPS CORPORATION

CHRISTY'S
IPS CORPORATION



- “Classic” high-flow capacity slotted overflow plate provides greater drainage through the tub overflow
- Thin gasket included for thick-walled tubs (e.g. marble)
- Strainer and stopper brass unless noted
- Additional special finish kits available on page 204
- Test Kits available below

PRODUCT	DESCRIPTION	MODEL	UNITS/CASE
ABS Half Kits			
62142 ●	Half Kit "Classic" with Push eN Lift Stopper Chrome – Hub Adapter	ABA2282HF	6
62278 ●	Half Kit "Classic" with Touch Toe Stopper Chrome – Hub Adapter	ABA2298CSHF	6
PVC Half Kits			
62276 ●	Half Kit "Classic" with Push eN Lift Stopper Chrome – Hub Adapter	ABA2283HF	6
62145 ●	Half Kit "Classic" with Touch Toe Stopper Chrome – Hub Adapter	ABA2299CSHF	6

Schedule 40 Waste & Overflow – “Classic” Half Kits w/Test Kit & Direct Drain Fitting



- “Classic” high-flow capacity slotted overflow plate provides greater drainage through the tub overflow
- Thin gasket included for thick-walled tubs (e.g. marble)
- Strainer and stopper brass unless noted
- Additional special finish kits available on page 204

PRODUCT	DESCRIPTION	MODEL	UNITS/CASE
ABS Half Kits			
65502 ●	Direct Drain "Classic" with Push eN Lift Stopper Chrome	ABA2227HF	20
65503 ●	Direct Drain "Classic" with Touch Toe Stopper Chrome	ABA2227CSHF	20
PVC Half Kits			
65602 ●	Direct Drain "Classic" with Push eN Lift Stopper Chrome	ABA2228HF	20
65603 ●	Direct Drain "Classic" with Touch Toe Stopper Chrome	ABA2228CSHF	20
ABS Rough In Kits			
65513 ●	Direct Drain "Classic" Rough In Kit Direct Drain Chrome	ABA2227RIHF	20
PVC Rough In Kits			
65610 ●	Direct Drain "Classic" Rough In Kit Direct Drain Chrome	ABA2228RIHF	20

Schedule 40 Waste & Overflow – “Classic” Rough-in Kits w/Test Kit



- Less Pipe and Tee
- Includes Strainer
- Thin gasket included for thick-walled tubs (e.g. marble)
- Strainer is brass unless noted

PRODUCT	DESCRIPTION	MODEL	UNITS/ CASE
ABS			
62070 ●	Chrome	ABA2217RIHF	20
62072 ●	Chrome with Zinc Strainer	ABA2217RIPZHF	20
62497 ●	Satin Nickel	ABA2221SNRIHF	6
62492 ●	Oil Rubbed Bronze	ABA2221ORBRIHF	6
PVC			
62073 ●	Chrome	ABA2218RIHF	20
62078 ●	Chrome with Slip Condensate Overflow Elbow	ABA22181RICOSHF	20
62074 ●	Chrome with Threaded Condensate Overflow Elbow	ABA22181RICOTHF	20
62075 ●	Chrome with Metal Test kit	ABA2218RIMHF	20
62076 ●	Chrome with Zinc Strainer	ABA2218RIZHF	20
62079 ●	Chrome with Zinc Strainer for Turn Top Stopper	ABA2251RIZHF	20
62088 ●	Satin Nickel	ABA2222SNRIHF	6
62249 ●	Oil Rubbed Bronze	ABA2222ORBRIHF	6
62374 ●	White	ABA2222WRIHF	6

Waste & Overflow Test Kits



PRODUCT	DESCRIPTION	MODEL	UNITS/ CASE
“Classic” Overflow Test Cap			
69601	ABS	ABA2352	15
68210	PVC	ABA2353	15
Strainer Test Stopper			
68685	Plastic	ABA6918	12
68038	Metal	ABA6918M	12

WELD-ON
IPS CORPORATION

GUY GRAY
IPS CORPORATION

WATER-TITE
IPS CORPORATION

TOUGH PANS
IPS CORPORATION

ROOF TOP BLOX
IPS CORPORATION

TEST-TITE
IPS CORPORATION

AB&A
IPS CORPORATION

STUDOR
IPS CORPORATION

TRUEBRO
IPS CORPORATION

CHRISTY'S
IPS CORPORATION

“Classic” Trim Kits



- For both ABS and PVC rough-in kits shown above
- “Classic” high-flow capacity slotted overflow plate provides greater drainage through the tub overflow
- Stopper, strainer, and classic high-flow capacity overflow plate
- Strainer and stopper are brass unless noted

PRODUCT	DESCRIPTION	MODEL	UNITS/ CASE
Push eN Lift Stopper			
62082 ●	Chrome	ABA2218TKHF	20
62087 ●	Chrome ABS Stopper	ABA2218TKPZHF	20
62084 ●	Satin Nickel	ABA222SNTKHF	6
62264 ●	Venetian Bronze	ABA2221VBTKHF	6
62493 ●	Oil Rubbed Bronze	ABA2221ORBTKHF	6
62236 ●	White	ABA2222WTKHF	6
62271 ●	Champagne Bronze	ABA2221CBTKHF	6
62273 ●	Matte Black	ABA2221MBTKHF	6
Turn Top Stopper			
61050 ●	Chrome	ABA2250TKHF	20
62325 ●	Chrome with Zinc Stopper	ABA2250TKZHF	20
Touch Toe			
62099 ●	Chrome	ABA2235TKHF	20

WELD-ON
IPSCORP

GUY GRAY
IPSCORP

WATER-TITE
IPSCORP

TOUGH PANS
IPSCORP

ROOF TOP BLOX
IPSCORP

TEST-TITE
IPSCORP

ABA
IPSCORP

STUDOR
IPSCORP

TRUEBRO
IPSCORP

CHRISTY'S
IPSCORP

“Classic” Finish Kits



- For both ABS and PVC rough-in kits shown above
- Includes stopper and Classic high-flow capacity overflow plate
- “Classic” high-flow capacity slotted overflow plate provides greater drainage through the tub overflow
- Stopper is brass unless noted

PRODUCT	DESCRIPTION	MODEL	UNITS/ CASE
Push eN Lift Stopper			
63276 ●	Chrome	ABA2377HF	3
63281 ●	Polished Brass	ABA2378PBHF	3
64055 ●	Satin Nickel	ABA2378SNHF	20
64058 ●	Venetian Bronze	ABA2378VBHF	20
64054 ●	Oil Rubbed Bronze	ABA2378ORBHF	20
63282 ●	Polished Nickel	ABA2378PNHF	3
63285 ●	Satin Chrome	ABA2378SCHF	3
64056 ●	Satin Pearl	ABA2378SPHF	3
64059 ●	White	ABA2378WHF	3
63279 ●	Biscuit	ABA2378BIHF	3
63283 ●	Champagne Bronze	ABA2378CBHF	3
63287 ●	Matte Black	ABA2378MBHF	3
Turn Top Stopper			
63263 ●	Chrome	ABA2371HF	6
Touch Toe Stopper			
63246 ●	Chrome	ABA2365CSHF	20
63251 ●	Polished Brass	ABA2366PBCSHF	6
63255 ●	Satin Nickel	ABA2366SNCSHF	6
63260 ●	Venetian Bronze	ABA2366VBCSHF	6
63250 ●	Oil Rubbed Bronze	ABA2366ORBCSHF	6
63261 ●	White	ABA2366WCSHF	6

WELD-ON
IPS CORPORATION

GUY GRAY
IPS CORPORATION

WATER-TITE
IPS CORPORATION

TOUGH PANS
IPS CORPORATION

ROOF TOP BLOX
IPS CORPORATION

TEST-TITE
IPS CORPORATION

AB&A
IPS CORPORATION

STUDOR
IPS CORPORATION

TRUEBRO
IPS CORPORATION

CHRISTY'S
IPS CORPORATION

Schedule 40 Waste & Overflow - One-Hole Full Kits



- Strainer and stopper are brass unless noted
- Additional special finish kits available on page 209



PRODUCT	DESCRIPTION	MODEL	UNITS/ CASE
ABS with Push eN Lift Stopper			
61026 ●	Chrome	ABA906	20
61281 ●	Chrome with Retaining Clip & Test Kit	ABA906CT	20
61029 ●	Satin Nickel	ABA910SN	20
61289 ●	Satin Nickel with Retaining Clip & Test Kit	ABA910SNCT	20
61292 ●	Venetian Bronze	ABA910VB	20
61293 ●	Venetian Bronze with Retaining Clip & Test Kit	ABA910VBCT	20
61287 ●	Oil Rubbed Bronze	ABA910ORB	20
61288 ●	Oil Rubbed Bronze with Retaining Clip & Test Kit	ABA910ORBCT	20
61294 ●	White	ABA910W	20
ABS with Turn Top Stopper			
61040 ●	Chrome	ABA1101	20
61054 ●	Chrome with Retaining Clip & Test Kit	ABA1101CT	20
ABS with Touch Toe Stopper			
61034 ●	Chrome	ABA1200CS	20
61793 ●	Chrome with Retaining Clip & Test Kit	ABA1200CSCT	20
PVC with Push eN Lift Stopper			
61030 ●	Chrome	ABA911	20
61295 ●	Chrome with Retaining Clip & Test Kit	ABA911CT	20
61268 ●	Satin Nickel	ABA915SN	20
61783 ●	Satin Nickel with Retaining Clip & Test Kit	ABA915SNCT	20
61301 ●	Venetian Bronze	ABA915VB	20
61302 ●	Venetian Bronze with Retaining Clip & Test Kit	ABA915VBCT	20
61297 ●	Oil Rubbed Bronze	ABA915ORB	20
61784 ●	Oil Rubbed Bronze with Retaining Clip & Test Kit	ABA915ORBCT	20
61711 ●	White	ABA915W	20
PVC with Turn Top Stopper			
61042 ●	Chrome	ABA1106	20
PVC with Touch Toe Stopper			
61637 ●	Chrome	ABA1210CS	20
61799 ●	Chrome with Retaining Clip & Test Kit	ABA1210CSCT	20

WELD-ON
IPS CORPORATION

GUY GRAY
IPS CORPORATION

WATER-TITE
IPS CORPORATION

TOUGH PANS
IPS CORPORATION

ROOF TOP BLOK
IPS CORPORATION

TEST-TITE
IPS CORPORATION

AB&A
IPS CORPORATION

STUDOR
IPS CORPORATION

TRUEBRO
IPS CORPORATION

CHRISTY'S
IPS CORPORATION

Schedule 40 Waste & Overflow - One-Hole Half Kits w/Test Kit – ABS



- Strainer and stopper are brass unless noted
- Additional special finish kits available on page 209



PRODUCT	DESCRIPTION	MODEL	UNITS/ CASE
ABS with Push eN Lift Stopper			
62021 ●	Chrome	ABA951	20
62022 ●	Chrome with Retaining Clip & Test Kit	ABA951CT	20
62023 ●	Chrome with Zinc Strainer & ABS Stopper	ABA951PZ	20
62024 ●	Chrome w/ Zinc Strainer, ABS Stopper, Clip, Test Kit	ABA951PZCT	20
62027 ●	Satin Nickel	ABA955SN	20
62169 ●	Satin Nickel with Retaining Clip & Test Kit	ABA955SNCT	6
62029 ●	Venetian Bronze	ABA955VB	20
62171 ●	Venetian Bronze with Retaining Clip & Test Kit	ABA955VBCT	6
62026 ●	Oil Rubbed Bronze	ABA955ORB	20
62164 ●	Oil Rubbed Bronze with Retaining Clip & Test Kit	ABA955ORBCT	6
62172 ●	White	ABA955W	20
62958 ●	White with Retaining Clip & Test Kit	ABA955WCT	6
ABS with Turn Top Stopper			
62442 ●	Chrome	ABA1305	20
62444 ●	Chrome with Retaining Clip & Test Kit	ABA1305CT	20
62565 ●	Chrome with Zinc Strainer	ABA1305Z	6
62934 ●	Chrome with Zinc Strainer, Clip & Test Kit	ABA1305ZCT	6
ABS with Touch Toe Stopper			
62400 ●	Chrome	ABA1260CS	6
62289 ●	Chrome with Retaining Clip & Test Kit	ABA1260CSCT	6

WELD-ON
IPS CORPORATION

GUY GRAY
IPS CORPORATION

WATER-TITE
IPS CORPORATION

TOUGH PANS
IPS CORPORATION

ROOF TOP BLOX
IPS CORPORATION

TEST-TITE
IPS CORPORATION

AB&A
IPS CORPORATION

STUDOR
IPS CORPORATION

TRUEBRO
IPS CORPORATION

CHRISTY'S
IPS CORPORATION

Schedule 40 Waste & Overflow - One-Hole Half Kits – PVC



- Strainer and stopper are brass unless noted
- Additional special finish kits available on page 209



PRODUCT	DESCRIPTION	MODEL	UNITS/ CASE
PVC with Push en Lift Stopper			
62030 ●	Chrome	ABA956	20
62033 ●	Chrome with Retaining Clip & Test Kit	ABA956CT	20
62032 ●	Chrome with Retaining Clip & Metal Test Kit	ABA956CM	20
62982 ●	Chrome with Zinc Strainer & ABS Stopper	ABA956PZ	20
62183 ●	Chrome w/ Zinc Strainer, ABS Stopper, Clip, Test Kit	ABA956PZCT	20
62039 ●	Satin Nickel	ABA960SN	20
62040 ●	Satin Nickel with Retaining Clip & Test Kit	ABA960SNCT	6
62197 ●	Venetian Bronze	ABA960VB	20
62198 ●	Venetian Bronze with Retaining Clip & Test Kit	ABA960VBCT	6
62190 ●	Oil Rubbed Bronze	ABA960ORB	20
62191 ●	Oil Rubbed Bronze with Retaining Clip & Test Kit	ABA960ORBCT	6
62199 ●	White	ABA960W	20
62970 ●	White with Retaining Clip & Test Kit	ABA960WCT	6
PVC with Turn Top Stopper			
62059 ●	Chrome	ABA1310	20
62454 ●	Chrome with Retaining Clip & Test Kit	ABA1310CT	20
62058 ●	Chrome with Zinc Strainer	ABA1310Z	6
62288 ●	Chrome with Zinc Strainer, Clip & Test Kit	ABA1310ZCT	6
PVC with Touch Toe Stopper			
62048 ●	Chrome	ABA1263S	20
62339 ●	Chrome with Retaining Clip and Test Kit	ABA1263SCT	20

Schedule 40 Waste & Overflow – One-Hole Half Kits w/Test Kit & Straight Drain Fitting



- Strainer and stopper are brass unless noted
- Additional special finish kits available on page 209



PRODUCT	DESCRIPTION	MODEL	UNITS/ CASE
ABS One Hole Kits			
62412 ●	Half Kits with Chrome Push en Lift Stopper	ABA801	6
PVC One Hole Kits			
62416 ●	Half Kits with Chrome Push en Lift Stopper	ABA809	6

Schedule 40 Waste & Overflow – One-Hole Half Kits w/Test Kit & Direct Drain Fitting



- Strainer and stopper are brass unless noted
- Additional special finish kits available on page 209



PRODUCT	DESCRIPTION	MODEL	UNITS/ CASE
ABS One Hole Kits			
65504 ●	Half Kits with Chrome Push en Lift Stopper, 1-1/2" Direct Drain Shoe	ABA807	20
PVC One Hole Kits			
65604 ●	Half Kits with Chrome Push en Lift Stopper, 1-1/2" Direct Drain Shoe	ABA808	20

WELD-ON

GUY GRAY

WATER-TITE

TOUGH PANS

ROOF TOP BLOX

TEST-TITE

AB&A

STUDOR

TRUEBRO

CHRISTY'S

Schedule 40 Waste & Overflow – One-Hole Rough-in Kits w/Test Kit



- Less pipe and tee; includes strainer
- Strainer is brass unless noted



PRODUCT	DESCRIPTION	MODEL	UNITS/ CASE
ABS			
62041 ●	Chrome with Retaining Clip and Test Kit	ABA951RICT	20
62042 ●	Chrome with Zinc Strainer, Clip and Test Kit	ABA951RIPZCT	20
PVC			
62044 ●	Chrome with Retaining Clip and Test Kit	ABA956RICT	20
62054 ●	Chrome with Zinc Strainer, Clip and Test Kit	ABA956RIPZCT	20

One-Hole Trim Kits



- Stopper and one-hole overflow plate
- Stopper is brass unless noted



PRODUCT	DESCRIPTION	MODEL	UNITS/ CASE
Push eN Lift Stopper			
62050 ●	Chrome	ABA951TK	20
62051 ●	Chrome with ABS Stopper	ABA951TKPZ	20
Turn Top Stopper			
62250 ●	Chrome	ABA1310TKZ	20

WELD-ON
IPS CORPORATION

GUY GRAY
IPS CORPORATION

WATER-TITE
IPS CORPORATION

TOUGH PANS
IPS CORPORATION

ROOF TOP BLOX
IPS CORPORATION

TEST-TITE
IPS CORPORATION

AB&A
IPS CORPORATION

STUDOR
IPS CORPORATION

TRUEBRO
IPS CORPORATION

CHRISTY'S
IPS CORPORATION

One-Hole Finish Kits



- Stopper, strainer, and one-hole overflow plate
- Strainer and stopper are brass unless noted

PRODUCT	DESCRIPTION	MODEL	UNITS/ CASE
Push eN Lift Stopper			
63084	Chrome	ABA1615	3
63085	Polished Brass	ABA1617	3
64003	Satin Nickel	ABA1619SN	20
64004	Venetian Bronze	ABA1619VB	20
64002	Oil Rubbed Bronze	ABA1619ORB	20
64011	Champagne Bronze	ABA1619CB	20
64010	Matte Black	ABA1619MB	20
Push eN Lift Stopper – 1 3/8" – 16 – Fine Thread			
63102	Chrome	ABA1630	3
63106	Satin Nickel	ABA1634SN	3
64969	Venetian Bronze	ABA1634VB	3
63105	Oil Rubbed Bronze	ABA1634ORB	3
Touch Toe Stopper			
63394	Chrome	ABA1520CS	3
63386	Satin Nickel	ABA1524SNCS	6
63396	Venetian Bronze	ABA1524VBCS	6
63387	Oil Rubbed Bronze	ABA1524ORBCS	6

Schedule 40 Waste & Overflow - Two-Hole Full Kits



- Additional special finish kits available on page 165
- Strainer and stopper are brass unless noted

PRODUCT	DESCRIPTION	MODEL	UNITS/ CASE
ABS with Push eN Lift Stopper			
61303 ●	Chrome	ABA926	20
ABS with Turn Top Stopper			
61041 ●	Chrome	ABA1125	20
ABS with Touch Toe Stopper			
61825 ●	Chrome	ABA1230S	20
PVC with Push eN Lift Stopper			
61306 ●	Chrome	ABA931	20
PVC with Turn Top Stopper			
61043 ●	Chrome	ABA1130	20
PVC with Touch Toe Stopper			
61038	Chrome	ABA1236CS	20

WELD-ON

GUY GRAY

WATER-TITE

TOUGH PANS

ROOF TOP BLOX

TEST-TITE

AB&A

STUDOR

TRUEBRO

CHRISTY'S

Schedule 40 Waste & Overflow – Two-Hole Half Kits w/Test Kit – ABS



- Strainer and stopper are brass unless noted
- Additional special finish kits available on page 213



PRODUCT	DESCRIPTION	MODEL	UNITS/ CASE
ABS with Push eN Lift Stopper			
62202 ●	Chrome	ABA971	20
62203 ●	Chrome with Retaining Clip & Test kit	ABA971CT	20
62295 ●	Chrome with Zinc Strainer and ABS Stopper	ABA971PZ	20
62296 ●	Chrome with Zinc Strainer, ABS Stopper, Clip, & Test	ABA971PZCT	20
62207 ●	Satin Nickel	ABA975SN	6
62299 ●	Venetian Bronze	ABA975VB	6
62205 ●	Oil Rubbed Bronze	ABA975ORB	6
ABS with Turn Top Stopper			
62461 ●	Chrome	ABA1330	20
ABS with Touch Toe Stopper			
62429 ●	Chrome	ABA1280S	20
62818 ●	Satin Nickel	ABA1284SNCS	6
62815 ●	Venetian Bronze	ABA1284VBCS	6
62313 ●	Oil Rubbed Bronze	ABA1284ORBCS	6

WELD-ON
IPS CORPORATION

GUY GRAY
IPS CORPORATION

WATER-TITE
IPS CORPORATION

TOUGH PANS
IPS CORPORATION

ROOF TOP BLOX
IPS CORPORATION

TEST-TITE
IPS CORPORATION

AB&A
IPS CORPORATION

STUDOR
IPS CORPORATION

TRUEBRO
IPS CORPORATION

CHRISTY'S
IPS CORPORATION

Schedule 40 Waste & Overflow – Two-Hole Half Kits w/Test Kit – PVC



- Strainer and stopper are brass unless noted
- Additional special finish kits available on page 213

PRODUCT	DESCRIPTION	MODEL	UNITS/ CASE
PVC with Push eN Lift Stopper			
62018 ●	Chrome	ABA976	20
62212 ●	Chrome with Retaining Clip & Test kit	ABA976CT	20
62036 ●	Chrome with Zinc Strainer & ABS Stopper	ABA976PZ	20
62305 ●	Chrome with Zinc Strainer, ABS Stopper, Clip, &Test	ABA976PZCT	20
62219 ●	Satin Nickel	ABA980SN	6
62223 ●	Venetian Bronze	ABA980VB	6
62216 ●	Oil Rubbed Bronze	ABA980ORB	6
PVC with Turn Top Stopper			
62062 ●	Chrome	ABA1335	20
62066 ●	Chrome with Zinc Strainer, Stopper, Clip & Test	ABA1335ZCT	20
PVC with Touch Toe Stopper			
62045 ●	Chrome	ABA1285CS	20
62439 ●	Satin Nickel	ABA1289SNCS	6
62441 ●	Venetian Bronze	ABA1289VBCS	6
62436 ●	Oil Rubbed Bronze	ABA1289ORBCS	6

Schedule 40 Waste & Overflow – Two-Hole Half Kits w/Test Kit & Straight Drain Fitting



PRODUCT	DESCRIPTION	MODEL	UNITS/ CASE
ABS with Touch Toe Stopper			
62346 ●	Chrome -- Hub Adapter	ABA851	20
PVC with Touch Toe Stopper			
62421 ●	Chrome -- Hub Adapter	ABA859	20

WELD-ON
IPS CORPORATION

GUY GRAY
IPS CORPORATION

WATER-TITE
IPS CORPORATION

TOUGH PANS
IPS CORPORATION

ROOF TOP BLOK
IPS CORPORATION

TEST-TITE
IPS CORPORATION

AB&A
IPS CORPORATION

STUDOR
IPS CORPORATION

TRUEBRO
IPS CORPORATION

CHRISTY'S
IPS CORPORATION

WELD-ON
IPS CORPORATION

GUY GRAY
IPS CORPORATION

WATER-TITE
IPS CORPORATION

TOUGH PANS.
IPS CORPORATION

ROOF TOP BLOX
IPS CORPORATION

TEST-TITE
IPS CORPORATION

AB&A
IPS CORPORATION

STUDOR.
IPS CORPORATION

TRUEBRO.
IPS CORPORATION

CHRISTY'S
IPS CORPORATION

Schedule 40 Waste & Overflow - Two-Hole Rough-In Kits w/Test Kit



- Less pipe and tee
- Includes strainer
- Strainer is brass unless noted

PRODUCT	DESCRIPTION	MODEL	UNITS/ CASE
ABS			
62043 ●	Chrome with Retaining Clip and Test Kit	ABA971RIT	20
62350 ●	Chrome with Zinc Strainer, Clip and Test Kit	ABA971RIPZCT	20
PVC			
62972 ●	Chrome with Retaining Clip and Test Kit	ABA976RICT	20
62034 ●	Chrome with Zinc Strainer, Clip and Test Kit	ABA976RIZT	20

Schedule 40 Waste & Overflow – Two-Hole Half Kits w/Test Kit & Direct Drain Fitting



PRODUCT	DESCRIPTION	MODEL	UNITS/ CASE
ABS			
65505 ●	Two-Hole ABS Half Kits PshNLft CP, 1-1/2" Direct Drain Shoe	ABA901	20
PVC			
65605 ●	Two-Hole PVC Half Kit PshNLft CP, 1-1/2" Direct Drain Shoe	ABA902	20

Two-Hole Trim Kits



- Stopper and two-hole overflow plate
- Stopper is brass unless noted

PRODUCT	DESCRIPTION	MODEL	UNITS/ CASE
Push eN Lift Stopper			
62055 ●	Chrome	ABA976TK	20
62988 ●	Chrome with ABS Stopper	ABA976TKP	20
Turn Top Stopper			
62510 ●	Chrome	ABA1335TK	20

Two-Hole Finish Kits

- Stopper, strainer, and two-hole overflow plate
- Strainer and stopper are brass unless noted



PRODUCT	DESCRIPTION	MODEL	UNITS/ CASE
Push eN Lift Stopper			
63090	Chrome	ABA1620	6
63095	Satin Nickel	ABA1624SN	20
64005	Venetian Bronze	ABA1624VB	20
63094	Oil Rubbed Bronze	ABA1624ORB	20
Turn Top Stopper			
64048	Chrome	ABA1555	6
Touch Toe Stopper			
63015	Chrome	ABA1525S	6
63019	Satin Nickel	ABA1529SNS	6
63021	Venetian Bronze	ABA1529VBS	6
63016	Oil Rubbed Bronze	ABA1529ORBS	6
Push eN Lift Stopper – 1 3/8" – 16 – Fine Thread Strainer with Bushing to 1-1/2" – 11-1/2			
64050	Chrome	ABA16356899	20
64052	Satin Nickel	ABA16396899SN	20
64053	Venetian Bronze	ABA16396899VB	20
64051	Oil Rubbed Bronze	ABA16396899ORB	20

IPS CORPORATION
WELD-ON

IPS CORPORATION
GUY GRAY

IPS CORPORATION
WATER-TITE

IPS CORPORATION
TOUGH PANS

IPS CORPORATION
ROOF TOP BLOK

IPS CORPORATION
TEST-TITE

IPS CORPORATION
AB&A

IPS CORPORATION
STUDOR

IPS CORPORATION
TRUEBRO

IPS CORPORATION
CHRISTY'S

One-Hole Converter Finish Kits



- Strainer and stopper are brass unless noted



PRODUCT	DESCRIPTION	MODEL	UNITS/ CASE
With 1 3/8"-16 Fine Thread Strainer, Bushing to 1-1/2"-11-1/2, Push eN Lift Stopper, 1-Hole Overflow Plate with Converter Bar and Screw			
64008	Chrome – Bulk Pack	ABA1658	20
64917	Chrome – Retail Carded	ABA1658CARD	20
64925	Polished Brass – Retail Carded	ABA1660CARD	3
64021	Satin Nickel – Bulk Pack	ABA1662SN	20
64930	Satin Nickel – Retail Carded	ABA1662SNCARD	10
64023	Venetian Bronze – Bulk Pack	ABA1662VB	20
64932	Venetian Bronze – Retail Carded	ABA1662VBCARD	10
64019	Oil Rubbed Bronze – Bulk Pack	ABA1662ORB	20
64929	Oil Rubbed Bronze – Retail Carded	ABA1662ORBCARD	10
64015	Polished Nickel – Retail Carded	ABA1662PNCARD	1
64933	White – Retail Carded	ABA1662WCARD	1
With 1-1/2"-16 Fine Thread Strainer, Bushing to 1-1/2"-11-1/2, Push eN Lift Stopper, 1-Hole Overflow Plate with Converter Bar and Screw			
64009	Chrome – Bulk Pack	ABA1658L	20
With 1 3/8"-16 Fine Thread Strainer, Bushing to 1-1/2"-11-1/2, Touch Toe Stopper, 1-Hole Overflow Plate with Converter Bar and Screw			
64026	Chrome	ABA1700	20
64946	Chrome – Retail Carded	ABA1700CARD	10
With 1-1/2"-11-1/2 Coarse Thread Strainer, "Kohler" Bushing, Push eN Lift Stopper, 1-Hole Overflow Plate with Converter Bar and Screw			
63168	Chrome	ABA1673	10
63333	Chrome – Retail Carded	ABA1673CARD	3
63359	Satin Nickel – Retail Carded	ABA1678SNCARD	1
63360	Venetian Bronze – Retail Carded	ABA1678VBCARD	1
63400	Oil Rubbed Bronze – Retail Carded	ABA1678ORBCARD	1

WELD-ON
IPS CORPORATION

GUY GRAY
IPS CORPORATION

WATER-TITE
IPS CORPORATION

TOUGH PANS
IPS CORPORATION

ROOF TOP BLOX
IPS CORPORATION

TEST-TITE
IPS CORPORATION

AB&A
IPS CORPORATION

STUDOR
IPS CORPORATION

TRUEBRO
IPS CORPORATION

CHRISTY'S
IPS CORPORATION

Finish Kits (Stopper and Strainer Only)



- Strainer and stopper are brass unless noted

PRODUCT	DESCRIPTION	MODEL	UNITS/ CASE
Push eN Lift Stopper			
64001	Chrome	ABA1625	20
Push eN Lift Stopper – 1 3/8" – 16 – Fine Thread			
63120	Chrome	ABA1640	20
Push eN Lift Stopper – 3" Wide Flange – 16 Fine Thread			
63242	Chrome	ABA1787	3
Turn Top Stopper – Zinc Stopper/Strainer			
64000	Chrome	ABA1560	20
Turn Top Stopper – 1 3/8" – 16 – Fine Thread			
63055	Chrome	ABA1575	20
Touch Toe Stopper			
63056	Chrome	ABA1580CS	6

"Classic" Press-In Trim Kits

- Stopper is brass unless noted



PRODUCT	DESCRIPTION	MODEL	UNITS/ CASE
Press-In Strainer with "Classic" High-flow Capacity Overflow Plate and Push eN Lift Stopper			
60170	Chrome	ABA965033HF	6
60111	Satin Nickel	ABA96504SN3HF	6
60115	Venetian Bronze	ABA96504VB3HF	6
60108	Oil Rubbed Bronze	ABA96504ORB3HF	6
60116	White	ABA96504W3	6
60322	Champagne Bronze	ABA96504CB3HF	6
60321	Matte Black	ABA96504MB3HF	6
Press-In Strainer with "Classic" High-flow Capacity Overflow Plate and Turn Top Stopper			
60187	Chrome	ABA965073HF	6

One-Hole Press-In Trim Kits

- Stopper is brass unless noted



PRODUCT	DESCRIPTION	MODEL	UNITS/ CASE
Press-In Strainer with "One-Hole" Overflow Plate & Matching Screw, Converter Bar, and Push eN Lift Stopper			
60104	Chrome	ABA965031	6
60110	Satin Nickel	ABA96504SN1	6
60114	Venetian Bronze	ABA96504VB1	6
60171	Oil Rubbed Bronze	ABA96504ORB1	6
60345	White	ABA96504W1	6
60324	Champagne Bronze	ABA96504CB1	6
60323	Matte Black	ABA96504MB1	6
Press-In Strainer with "One-Hole" Overflow Plate & Matching Screw, Converter Bar, and Turn Top Stopper			
60185	Chrome	ABA965071	6

Two-Hole Press-In Trim Kits

- Stopper is brass unless noted



PRODUCT	DESCRIPTION	MODEL	UNITS/ CASE
Press-In Strainer with "Two-Hole" Overflow Plate & Matching Screws and Push eN Lift Stopper			
60169	Chrome	ABA965032	6
60174	Satin Nickel	ABA96504SN2	6
60177	Venetian Bronze	ABA96504VB2	6
60107	Oil Rubbed Bronze	ABA96504ORB2	6
Press-In Strainer with "Two-Hole" Overflow Plate & Matching Screws and Turn Top Stopper			
60186	Chrome	ABA965072	6

Cable Driven Tubular Plastic Full Kit

- Strainer and stopper are brass unless noted
- Additional special finish kits available on page 213



PRODUCT	DESCRIPTION	MODEL	UNITS/ CASE
PVC Tubular for 17" to 22" Deep Tubs			
61327	Less Trim	ABA652NT	1
61022	Chrome	ABA652	1

WELD-ON
IPS CORPORATION

GUY GRAY
IPS CORPORATION

WATER-TITE
IPS CORPORATION

TOUGH PANS
IPS CORPORATION

ROOF TOP BLOX
IPS CORPORATION

TEST-TITE
IPS CORPORATION

AB&A
IPS CORPORATION

STUDOR
IPS CORPORATION

TRUEBRO
IPS CORPORATION

CHRISTY'S
IPS CORPORATION

Cable Driven Sched 40 Waste & Overflow Half Kit (Less Pipe & Tee) with Solid Brass Trim

- Additional special finish kits available above



PRODUCT	DESCRIPTION	MODEL	UNITS/ CASE
ABS with 27" Cable			
69725	Less Trim	ABA700NT	1
69723	Chrome	ABA700	1
PVC with 27" Cable			
61864	Less Trim	ABA710NT	1
69742	Chrome	ABA710	1
ABS with 35" Cable			
69842	Less Trim	ABA720NT	1
69726	Chrome	ABA720	1
PVC with 35" Cable			
61875	Less Trim	ABA730NT	1
69743	Chrome	ABA730	1
ABS with 45" Cable			
61885	Less Trim	ABA740NT	1
69727	Chrome	ABA740	1
PVC with 45" Cable			
69746	Less Trim	ABA750NT	1
69744	Chrome	ABA750	1

Cable Driven Solid Brass Finish Kits



PRODUCT	DESCRIPTION	MODEL	UNITS/ CASE
PVC Tubular for 17" to 22" Deep Tubs			
63300	Chrome	ABA770	1
63306	Satin Nickel	ABA773SN	1
63309	Venetian Bronze	ABA773VB	1
63302	Oil Rubbed Bronze	ABA773ORB	1
63312	White	ABA773W	1

WELD-ON
IPS CORPORATION

GUY GRAY
IPS CORPORATION

WATER-TITE
IPS CORPORATION

TOUGH PANS
IPS CORPORATION

ROOF TOP BLOX
IPS CORPORATION

TEST-TITE
IPS CORPORATION

AB&A
IPS CORPORATION

STUDOR
IPS CORPORATION

TRUEBRO
IPS CORPORATION

CHRISTY'S
IPS CORPORATION

Tubular Plastic Waste & Overflow – ABS

- Strainer and stopper are brass unless noted
- Additional special finish kits for stopper-style available on page 213
- Additional special finish kits for trip lever available on page 229



PRODUCT	DESCRIPTION	MODEL	UNITS/ CASE
ABS – Trip Lever			
61198	Chrome	ABA1480	10
61203	Satin Nickel	ABA1484SN	1
61977	Venetian Bronze	ABA1484VB	1
61978	Oil Rubbed Bronze	ABA1484ORB	1
ABS – Simple As ABC Trip Lever			
61199	Chrome	ABA14809	10
61995	Satin Nickel	ABA14849SN	1
61996	Venetian Bronze	ABA14849VB	1
61202	Oil Rubbed Bronze	ABA14849ORB	1
ABS with Push eN Lift Stopper			
61217	Chrome	ABA1501	10
60713	Chrome with Zinc Strainer	ABA1501Z	10
ABS with Turn Top Stopper			
61210	Chrome	ABA1490	10
ABS with Touch Toe Stopper			
60734	Chrome	ABA1470CS	10

WELD-ON
IPS CORPORATION

GUY GRAY
IPS CORPORATION

WATER-TITE
IPS CORPORATION

TOUGH PANS
IPS CORPORATION

ROOF TOP BLOX
IPS CORPORATION

TEST-TITE
IPS CORPORATION

AB&A
IPS CORPORATION

STUDOR
IPS CORPORATION

TRUEBRO
IPS CORPORATION

CHRISTY'S
IPS CORPORATION

Tubular Plastic Waste & Overflow – PVC



- Strainer and stopper are brass unless noted
- Additional special finish kits for stopper-style available on page 161
- Additional special finish kits for trip lever available on page 229

PRODUCT	DESCRIPTION	MODEL	UNITS/ CASE
PVC – Trip Lever			
61006	Chrome	ABA1485	10
61207	Satin Nickel	ABA1489SN	1
61209	Venetian Bronze	ABA1489VB	1
61494	Oil Rubbed Bronze	ABA1489ORB	1
PVC – Simple As ABC Trip Lever			
61013	Chrome	ABA14859	10
61206	Satin Nickel	ABA14899SN	1
60705	Venetian Bronze	ABA14899VB	1
60706	Oil Rubbed Bronze	ABA14899ORB	1
PVC with Push eN Lift Stopper			
61001	Chrome	ABA1506	10
61047	Chrome with Zinc Strainer	ABA1506Z	10
61221	Satin Nickel	ABA1512SN	1
61224	Venetian Bronze	ABA1512VB	1
61659	Oil Rubbed Bronze	ABA1512ORB	1
PVC with Turn Top Stopper			
61014	Chrome	ABA1495	10
61016	Chrome with Zinc Strainer and Stopper	ABA1495Z	10
PVC with Touch Toe Stopper			
61005	Chrome	ABA1475CS	10

WELD-ON
IPS CORPORATION

GUY GRAY
IPS CORPORATION

WATER-TITE
IPS CORPORATION

TOUGH PANS
IPS CORPORATION

ROOF TOP BLOX
IPS CORPORATION

TEST-TITE
IPS CORPORATION

AB&A
IPS CORPORATION

STUDOR
IPS CORPORATION

TRUEBRO
IPS CORPORATION

CHRISTY'S
IPS CORPORATION

Tubular Plastic Waste & Overflow – Heavy Duty – “Classic” w/ Test Kit – PVC



- “Classic” high-flow capacity slotted overflow plate provides greater drainage through the tub overflow
- Thin gasket included for thick-walled tubs (e.g. marble)
- Thicker drain shoe and overflow elbow
- Includes compression nut
- Heavier gauge on linkage
- Strainer and stopper are brass unless noted
- Additional special finish kits available on page 204

PRODUCT	DESCRIPTION	MODEL	UNITS/ CASE
Standard Length			
PVC Standard Length with Push eN Lift Stopper			
61245	Chrome	ABA4018HF	3
61692	Satin Nickel	ABA4021SNHF	1
61716	Venetian Bronze	ABA4021VBHF	1
61246	Oil Rubbed Bronze	ABA4021ORBHF	1
PVC Standard Length with Turn Top Stopper			
61251	Chrome	ABA4051HF	3
PVC Standard Length with Touch Toe Stopper			
61249	Chrome	ABA4034CSHF	3
Extra Long			
PVC Extra Long with Push eN Lift Stopper			
60781	Chrome	ABA4026HF	3
60784	Satin Nickel	ABA4029SNHF	1
60785	Venetian Bronze	ABA4029VBHF	1
61521	Oil Rubbed Bronze	ABA4029ORBHF	1
PVC Extra Long with Turn Top Stopper			
61252	Chrome	ABA4057HF	3
PVC Extra Long with Touch Toe Stopper			
61701	Chrome	ABA4041HF	3

WELD-ON
IPS CORPORATION

GUY GRAY
IPS CORPORATION

WATER-TITE
IPS CORPORATION

TOUGH PANS
IPS CORPORATION

ROOF TOP BLOX
IPS CORPORATION

TEST-TITE
IPS CORPORATION

AB&A
IPS CORPORATION

STUDOR
IPS CORPORATION

TRUEBRO
IPS CORPORATION

CHRISTY'S
IPS CORPORATION

Tubular Plastic Waste & Overflow – Heavy Duty – ABS



- Thicker drain shoe and overflow elbow
- Includes compression nut
- Heavier gauge on linkage
- Thicker drain shoe and overflow elbow
- Strainer and stopper are brass unless noted
- Additional special finish kits for stopper style available on page 213
- Additional special finish kits for trip lever available on page 229

PRODUCT	DESCRIPTION	MODEL	UNITS/ CASE
Standard Length			
ABS Standard Length Trip Lever			
61051	Chrome	ABA4161	12
ABS Standard Length with Push eN Lift Stopper			
61258	Chrome	ABA4146	12
ABS Standard Length with Turn Top Stopper			
61275	Chrome	ABA4165	12
ABS Standard Length with Touch Toe Stopper			
60924	Chrome	ABA4164CS	12
Extra Long			
ABS Extra Long Trip Lever			
61270	Chrome	ABA41619	9
ABS Extra Long with Push eN Lift Stopper			
60887	Chrome	ABA41469	9
ABS Extra Long with Turn Top Stopper			
60917	Chrome	ABA41659	9
ABS Extra Long with Touch Toe Stopper			
60937	Chrome	ABA41649CS	9

WELD-ON
IPS CORPORATION

GUY GRAY
IPS CORPORATION

WATER-TITE
IPS CORPORATION

TOUGH PANS
IPS CORPORATION

ROOF TOP BLOX
IPS CORPORATION

TEST-TITE
IPS CORPORATION

AB&A
IPS CORPORATION

STUDOR
IPS CORPORATION

TRUEBRO
IPS CORPORATION

CHRISTY'S
IPS CORPORATION

Tubular Plastic Waste & Overflow – Heavy Duty – PVC

- Thicker drain shoe and overflow elbow
- Includes compression nut
- Heavier gauge on linkage
- Thicker drain shoe and overflow elbow
- Strainer and stopper are brass unless noted
- Additional special finish kits for stopper style available on page 213
- Additional special finish kits for trip lever available on page 229



PRODUCT	DESCRIPTION	MODEL	UNITS/ CASE
Standard Length			
PVC Standard Length Trip Lever			
61052	Chrome	ABA4151	12
PVC Standard Length with Push eN Lift Stopper			
61256	Chrome	ABA4136	12
PVC Standard Length with Turn Top Stopper			
61264	Chrome	ABA4155	12
PVC Standard Length with Touch Toe Stopper			
61263	Chrome	ABA4154S	12
Extra Long			
PVC Extra Long Trip Lever			
61053	Chrome	ABA41519	9
PVC Extra Long with Push eN Lift Stopper			
61679	Chrome	ABA41369	9
PVC Extra Long with Turn Top Stopper			
60921	Chrome	ABA41559	9
PVC Extra Long with Touch Toe Stopper			
61262	Chrome	ABA41549CS	9

WELD-ON
IPS CORPORATION

GUY GRAY
IPS CORPORATION

WATER-TITE
IPS CORPORATION

TOUGH PANS
IPS CORPORATION

ROOF TOP BLOX
IPS CORPORATION

TEST-TITE
IPS CORPORATION

AB&A
IPS CORPORATION

STUDOR
IPS CORPORATION

TRUEBRO
IPS CORPORATION

CHRISTY'S
IPS CORPORATION

Tubular Brass Waste & Overflow – “Classic” w/ Test Kit



- Rough-in only available – contact sales representative
- “Classic” high-flow capacity slotted overflow plate provides greater drainage through the tub overflow
- Thin gasket included for thick-walled tubs (e.g. marble)
- Available with half or full ferrules
- Poly washers standard in compression nuts
- Strainer and stopper are brass unless noted
- Additional special finish kits available on page 204

PRODUCT	DESCRIPTION	MODEL	UNITS/ CASE
Standard Length			
20 GA Standard Length with Push eN Lift Stopper			
61002 ●	Chrome	ABA14506HF	12
17 GA Standard Length with Push eN Lift Stopper			
61003 ●	Chrome	ABA1450617GAHF	12
20 GA Standard Length with Turn Top Stopper			
61191 ●	Chrome	ABA14518HF	12
17 GA Standard Length with Turn Top Stopper			
61192 ●	Chrome	ABA1451817GAHF	12
20 GA Standard Length with Touch Toe Stopper			
64502 ●	Chrome	ABA14511SHF	12
17 GA Standard Length with Touch Toe Stopper			
61638 ●	Chrome	ABA1451117GASHF	12
Extra Long			
17 GA Extra Long with Push eN Lift Stopper			
61004 ●	Chrome	ABA1450817GAHF	9
17 GA Extra Long with Turn Top Stopper			
64498 ●	Chrome	ABA1452117GAHF	9
17 GA Extra Long with Touch Toe Stopper			
64519 ●	Chrome	ABA1451517GASHF	9

WELD-ON
IPS CORPORATION

GUY GRAY
IPS CORPORATION

WATER-TITE
IPS CORPORATION

TOUGH PANS
IPS CORPORATION

ROOF TOP BLOX
IPS CORPORATION

TEST-TITE
IPS CORPORATION

AB&A
IPS CORPORATION

STUDOR
IPS CORPORATION

TRUEBRO
IPS CORPORATION

CHRISTY'S
IPS CORPORATION

Tubular Brass Two-Hole Slip Joint Kits with Test Kit



- Strainer and stopper are brass unless noted
- Available with half or full ferrules
- Poly washers standard in compression nuts

- Additional special finish kits for stopper style available on page 213
- Additional special finish kits for trip lever available on page 229



PRODUCT	DESCRIPTION	MODEL	UNITS/ CASE
Standard Length			
20 GA Standard Length Trip Lever			
61010 ●	Chrome	ABA1430G	12
61012 ●	Chrome with Retaining Clip	ABA1430GC	12
61123 ●	Satin Nickel	ABA1434SN	3
64102 ●	Venetian Bronze	ABA1434VB	3
61122 ●	Oil Rubbed Bronze	ABA1434ORB	3
17 GA Standard Length Trip Lever			
61007 ●	Chrome	ABA143017GA	12
20 GA Standard Length with Push eN Lift Stopper			
61031 ●	Chrome	ABA1440	12
17 GA Standard Length with Push eN Lift Stopper			
61138 ●	Chrome	ABA144017GA	12
20 GA Standard Length with Turn Top Stopper			
61046 ●	Chrome	ABA1435	12
17 GA Standard Length with Turn Top Stopper			
61125 ●	Chrome	ABA143517GA	12
20 GA Standard Length with Touch Toe Stopper			
64198 ●	Chrome	ABA1421CS	12
17 GA Standard Length with Touch Toe Stopper			
64205 ●	Chrome	ABA1421CS17GA	12
Extra Long			
20 GA Extra Long Trip Lever			
61008 ●	Chrome	ABA14309G	9
17 GA Extra Long Trip Lever			
61009 ●	Chrome	ABA1430917GAG	9
20 GA Extra Long with Push eN Lift Stopper			
61144 ●	Chrome	ABA14409	9
17 GA Extra Long with Push eN Lift Stopper			
61145 ●	Chrome	ABA1440917GA	9
20 GA Extra Long with Turn Top Stopper			
61128 ●	Chrome	ABA14359	9
17 GA Extra Long with Turn Top Stopper			
61129 ●	Chrome	ABA1435917GAC	9
20 GA Extra Long with Touch Toe Stopper			
64212 ●	Chrome	ABA14219CS	9
17 GA Extra Long with Touch Toe Stopper			
64219 ●	Chrome	ABA14219CS17GA	9

WELD-ON
IPS CORPORATION

GUY GRAY
IPS CORPORATION

WATER-TITE
IPS CORPORATION

TOUGH PANS
IPS CORPORATION

ROOF TOP BLOX
IPS CORPORATION

TEST-TITE
IPS CORPORATION

AB&A
IPS CORPORATION

STUDOR
IPS CORPORATION

TRUEBRO
IPS CORPORATION

CHRISTY'S
IPS CORPORATION

Tubular Brass Waste & Overflow – Side Outlet w/ Bent Tail Piece



- Strainer and stopper are brass unless noted
- Additional special finish kits available on page 213

PRODUCT	DESCRIPTION	MODEL	UNITS/ CASE
20 GA Standard Length with Push eN Lift Stopper			
61155 ●	Chrome	ABA14463	1
17 GA Standard Length with Push eN Lift Stopper			
64238 ●	Chrome	ABA1446317GA	1
20 GA Standard Length with Turn Top Stopper			
61157 ●	Chrome	ABA14459	1
17 GA Standard Length with Turn Top Stopper			
61158 ●	Chrome	ABA1445917GA	1
20 GA Standard Length with Touch Toe Stopper			
64257 ●	Chrome	ABA14461CS	1
17 GA Standard Length with Touch Toe Stopper			
64264 ●	Chrome	ABA14461CS17GA	1

Tubular Brass Waste & Overflow – Drain in Shoe



- Strainer and stopper are brass unless noted
- Additional special finish kits available on page 213

PRODUCT	DESCRIPTION	MODEL	UNITS/ CASE
20 GA Standard Length with Push eN Lift Stopper			
61687 ●	Chrome	ABA14473	1
17 GA Standard Length with Push eN Lift Stopper			
61694 ●	Chrome	ABA1447317GA	1
20 GA Standard Length with Turn Top Stopper			
61165 ●	Chrome	ABA14469	1
17 GA Standard Length with Turn Top Stopper			
61166 ●	Chrome	ABA1446917GA	1
20 GA Standard Length with Touch Toe Stopper			
64299 ●	Chrome	ABA14471CS	1
17 GA Standard Length with Touch Toe Stopper			
64306 ●	Chrome	ABA1447117GACS	1

Tubular Brass Waste & Overflow – Simply Solder Tee, “Classic” w/ Test Kit



- Rough-in only available – contact sales representative
- “Classic” high-flow capacity slotted overflow plate provides greater drainage through the tub overflow
- Thin gasket included for thick-walled tubs (e.g. marble)
- Strainer and stopper are brass unless noted
- Additional special finish kits available on page 204



PRODUCT	DESCRIPTION	MODEL	UNITS/ CASE
Standard Length			
20 GA Standard Length with Push eN Lift Stopper			
61446 ●	Chrome	ABA14407CLSHF	12
17 GA Standard Length with Push eN Lift Stopper			
64538 ●	Chrome	ABA1440717CLSHF	12
20 GA Standard Length with Turn Top Stopper			
64576 ●	Chrome	ABA14357CLSHF	12
17 GA Standard Length with Turn Top Stopper			
61445 ●	Chrome	ABA1435717GACLSHF	12
20 GA Standard Length with Touch Toe Stopper			
64591 ●	Chrome	ABA14217CSCLSHF	12
17 GA Standard Length with Touch Toe Stopper			
64598 ●	Chrome	ABA14217CS17CLSHF	12
Extra Long			
17 GA Extra Long with Push eN Lift Stopper			
61718 ●	Chrome	ABA1440817CLSHF	9
17 GA Extra Long with Turn Top Stopper			
64587 ●	Chrome	ABA1435817CLSHF	9
17 GA Extra Long with Touch Toe Stopper			
64612 ●	Chrome	ABA14218CS17CLSHF	9

WELD-ON
IPS CORPORATION

GUY GRAY
IPS CORPORATION

WATER-TITE
IPS CORPORATION

TOUGH PANS
IPS CORPORATION

ROOF TOP BLOX
IPS CORPORATION

TEST-TITE
IPS CORPORATION

AB&A
IPS CORPORATION

STUDOR
IPS CORPORATION

TRUEBRO
IPS CORPORATION

CHRISTY'S
IPS CORPORATION

Tubular Brass Waste & Overflow – Simply Solder Tee



- Strainer and stopper are brass unless noted
- Additional special finish kits for stopper style available on page 214
- Additional special finish kits for trip lever available on page 229

PRODUCT	DESCRIPTION	MODEL	UNITS/ CASE
Standard Length			
20 GA Standard Length Trip Lever			
61101 ●	Chrome	ABA14307	12
17 GA Standard Length Trip Lever			
61102 ●	Chrome	ABA1430717GA	12
20 GA Standard Length with Push eN Lift Stopper			
61140 ●	Chrome	ABA14407	12
17 GA Standard Length with Push eN Lift Stopper			
61141 ●	Chrome	ABA1440717GA	12
20 GA Standard Length with Turn Top Stopper			
61126 ●	Chrome	ABA14357	12
17 GA Standard Length with Turn Top Stopper			
61000 ●	Chrome	ABA1435717GA	12
20 GA Standard Length with Touch Toe Stopper			
64414 ●	Chrome	ABA14217CS	12
17 GA Standard Length with Touch Toe Stopper			
64421 ●	Chrome	ABA1421717GACS	12
Extra Long			
20 GA Extra Long Trip Lever			
61103 ●	Chrome	ABA14308	9
17 GA Extra Long Trip Lever			
61444 ●	Chrome	ABA1430817GA	9
20 GA Extra Long with Push eN Lift Stopper			
61142 ●	Chrome	ABA14408	9
17 GA Extra Long with Push eN Lift Stopper			
61717 ●	Chrome	ABA1440817GA	9
20 GA Extra Long with Turn Top Stopper			
61127 ●	Chrome	ABA14358	9
17 GA Extra Long with Turn Top Stopper			
64410 ●	Chrome	ABA1435817GA	9
20 GA Extra Long with Touch Toe Stopper			
64428 ●	Chrome	ABA14218CS	9
17 GA Extra Long with Touch Toe Stopper			
64435 ●	Chrome	ABA1421817GACS	9

WELD-ON
IPS CORPORATION

GUY GRAY
IPS CORPORATION

WATER-TITE
IPS CORPORATION

TOUGH PANS
IPS CORPORATION

ROOF TOP BLOX
IPS CORPORATION

TEST-TITE
IPS CORPORATION

AB&A
IPS CORPORATION

STUDOR
IPS CORPORATION

TRUEBRO
IPS CORPORATION

CHRISTY'S
IPS CORPORATION

Tubular Brass Waste & Overflow – Brass “Pop-up”



- Strainer and stopper are brass unless noted
- Additional special finish kits available on page 229



PRODUCT	DESCRIPTION	MODEL	UNITS/ CASE
20 GA Standard Length Side Outlet w/ Bent Tail Piece			
61153 ●	Chrome	ABA14455	1
17 GA Standard Length Side Outlet w/ Bent Tail Piece			
61154 ●	Chrome	ABA1445517GA	1
20 GA Standard Length Drain-in-Shoe			
61162 ●	Chrome	ABA14465	1
17 GA Standard Length Drain-in-Shoe			
61163 ●	Chrome	ABA1446517GA	1

WELD-ON
IPS CORPORATION

GUY GRAY
IPS CORPORATION

WATER-TITE
IPS CORPORATION

TOUGH PANS
IPS CORPORATION

ROOF TOP BLOX
IPS CORPORATION

TEST-TITE
IPS CORPORATION

AB&A
IPS CORPORATION

STUDOR
IPS CORPORATION

TRUEBRO
IPS CORPORATION

CHRISTY'S
IPS CORPORATION

Trip Lever Finish Kits – Available Carded for Retail Display



PRODUCT	DESCRIPTION	MODEL	UNITS/ CASE
Chrome			
64036	Full Kit – Bulk	ABA1720	12
64944	Full Kit – Carded	ABA1720CARD	12
63207	Grid & Screw Only	ABA1720G	12
63208	Trip Lever Plate and Screws Only	ABA1720T	12
Polished Brass			
64936	Full Kit – Carded	ABA1722CARD	12
63211	Full Kit - Bulk	ABA1722	12
Satin Nickel			
64040	Full Kit – Bulk	ABA1723SN	12
64940	Full Kit – Carded	ABA1723SNCARD	12
Venetian Bronze			
63224	Full Kit – Bulk	ABA1723VB	12
64941	Full Kit – Carded	ABA1723VBCARD	12
Oil Rubbed Bronze			
64039	Full Kit – Bulk	ABA1723ORB	12
64938	Full Kit – Carded	ABA1723ORBCARD	12
Polished Nickel			
64939	Full Kit – Carded	ABA1723PNCARD	12

Trip Lever “Pop-up” Finish Kits



- Strainer and stopper are brass unless noted



PRODUCT	DESCRIPTION	MODEL	UNITS/ CASE
Pop-up Strainer Trip Lever Plate and Screws			
61175	Chrome	ABA14476	12

WELD-ON
IPS CORPORATION

GUY GRAY
IPS CORPORATION

WATER-TITE
IPS CORPORATION

TOUGH PANS
IPS CORPORATION

ROOF TOP BLOX
IPS CORPORATION

TEST-TITE
IPS CORPORATION

AB&A
IPS CORPORATION

STUDOR
IPS CORPORATION

TRUEBRO
IPS CORPORATION

CHRISTY'S
IPS CORPORATION

WELD-ON
IPS CORPORATION

GUY GRAY
IPS CORPORATION

WATER-TITE
IPS CORPORATION

TOUGH PANS.
IPS CORPORATION

ROOF TOP BLOX
IPS CORPORATION

TEST-TITE
IPS CORPORATION

AB&A
IPS CORPORATION

STUDOR
IPS CORPORATION

TRUEBRO
IPS CORPORATION

CHRISTY'S
IPS CORPORATION

Waste & Overflow One Hole Test Kits



PRODUCT	DESCRIPTION	MODEL	UNITS/ CASE
68683	One-Hole Test Kit	ABA6916	12
68684	One-Hole Metal Test Kit	ABA6916M	12

Waste & Overflow Two Hole Test Kits



PRODUCT	DESCRIPTION	MODEL	UNITS/ CASE
69510	Two-Hole Test Kit (plastic only)	ABA6919	12

Waste & Overflow Test Kits



PRODUCT	DESCRIPTION	MODEL	UNITS/ CASE
"Classic" Overflow Test Cap			
69601	ABS	ABA2352	15
68210	PVC	ABA2353	15
Strainer Test Stopper			
68685	Plastic	ABA6918	12
68038	Metal	ABA6918M	12

Brass Waste & Overflow Fittings



PRODUCT	DESCRIPTION	MODEL	UNITS/ CASE
2-Hole Overflow Elbow & Tube			
68184	Standard 20Ga	ABA281	1
68138	Standard 17Ga	ABA282	1
60095	Long 20Ga	ABA281L	1
60096	Long 17Ga	ABA282L	1
Classic Overflow Elbow & Tube			
60098	Standard 20Ga	ABA281CLC	1
60099	Standard 17Ga	ABA282CLC	1
60097	Long 20Ga	ABA281LCLC	1
60094	Long 17Ga	ABA282LCLC	1
Waste Arm & Shoe			
60123	Drain-in-tee Shoe with 5" Tube 20Ga	ABA254	1
60090	Drain-in-tee Shoe with 5" Tube 17Ga	ABA253	1
60064	Drain-in-tee Shoe with 9" Tube 20Ga	ABA254L	1
60122	Drain-in-tee Shoe with 9" Tube 17Ga	ABA253L	1
Brass Waste Tees and Fittings			
68137	Slip Tee	ABA248	1
68080	Simply Solder Tee	ABA3460053C	1
61181	Side Outlet	ABA14482	1
69000	Straight Tailpiece 20Ga	ABA4101820	1
68120	Straight Tailpiece 17Ga	ABA41018	1

WELD-ON
IPS CORPORATION

GUY GRAY
IPS CORPORATION

WATER-TITE
IPS CORPORATION

TOUGH PANS
IPS CORPORATION

ROOF TOP BLOK
IPS CORPORATION

TEST-TITE
IPS CORPORATION

AB&A
IPS CORPORATION

STUDOR
IPS CORPORATION

TRUEBRO
IPS CORPORATION

CHRISTY'S
IPS CORPORATION

Waste & Overflow Accessories

WELD-ON
IPS CORPORATION

GUY GRAY
IPS CORPORATION

WATER-TITE
IPS CORPORATION

TOUGH PANS
IPS CORPORATION

ROOF TOP BLOX
IPS CORPORATION

TEST-TITE
IPS CORPORATION

AB&A
IPS CORPORATION

STUDOR
IPS CORPORATION

TRUEBRO
IPS CORPORATION

CHRISTY'S
IPS CORPORATION



PRODUCT	DESCRIPTION	MODEL	UNITS/ CASE
Linkages			
69607	"G" Style	ABA41857	1
60063	"G" Style – Long	ABA41857XL	1
Slip Nuts & Washers			
68850	1-1/2" Brass Slip Nuts – Rough Brass	ABA285	50
69809	Full Brass Ferrule 1-1/2"	ABA168	50
69578	Half Brass Ferrule 1-1/2"	ABA168H	50
Washers & Gaskets			
69668	"G" Style Overflow Gasket	ABA6855	1
69514	Heavy Overflow Gasket	ABA6854	1
69516	Sponge Overflow Gasket	ABA6859	1
69998	Thin Sponge Overflow Gasket (for thick tubs)	ABA6960	1
69900	Classic Overflow Locking Washer - PVC	ABA2350HF	15
69513	Rubber Strainer Washer	ABA6850	1
63000	Metal Converter Bar – 2-Hole to 1-Hole	ABA4227	10
69611	Retaining Clip w/ Screws for 2-Hole Elbow	ABA4230	25
Inside Pipe Cutters			
69604	Inside Pipe Cutter 2" Bulk Pack	ABA2450	12
69501	Inside Pipe Cutter 2" Retail Pack	ABA2450CARD	12
69502	Inside Pipe Cutter 3" Bulk Pack	ABA2451	12
69503	Inside Pipe Cutter 3" Retail Pack	ABA2451CARD	12
69504	Inside Pipe Cutter Replacement Blades – 3 Pack Bulk	ABA2452	12
69505	Inside Pipe Cutter Replacement Blades – 3 Pack Retail	ABA2452CARD	12

Schedule 40 Waste & Overflow Fittings



PRODUCT	DESCRIPTION	MODEL	UNITS/ CASE
Overflow Elbows			
69597	Classic (Male Threaded) ABS	ABA2344	15
69598	Classic (Male Threaded) PVC	ABA2345	15
69602	Classic Long (Male Threaded) ABS	ABA2361	15
68457	Classic Long (Male Threaded) PVC	ABA2362	15
68079	Classic (Male Threaded) With Condensate Connection - Threaded PVC	ABA2356	15
68066	Classic (Male Threaded) With Condensate Connection - Slip PVC	ABA2359	15
69572	1-Hole ABS	ABA1208A	15
69622	1-Hole PVC	ABA1208P	15
69580	2-Hole ABS	ABA1508A	15
69582	2-Hole PVC	ABA1508P	15
Waste Fittings			
69570	Drain Shoe ABS	ABA1204A	15
69571	Drain Shoe PVC	ABA1204P	15
69567	Straight Adapter (H x FPT) ABS	ABA1513	15
69568	Straight Adapter (H x FPT) PVC	ABA1514	15
Direct Drain Tees			
65500	ABS Direct Drain Tee Only, 1-1/2	ABA2227DD	15
65600	PVC Direct Drain Tee Only, 1-1/2	ABA2228DD	15

WELD-ON
IPS CORPORATION

GUY GRAY
IPS CORPORATION

WATER-TITE
IPS CORPORATION

TOUGH PANS
IPS CORPORATION

ROOF TOP BLOK
IPS CORPORATION

TEST-TITE
IPS CORPORATION

AB&A
IPS CORPORATION

STUDOR
IPS CORPORATION

TRUEBRO
IPS CORPORATION

CHRISTY'S
IPS CORPORATION

Waste & Overflow Strainers

WELD-ON
IPS CORPORATION

GUY GRAY
IPS CORPORATION

WATER-TITE
IPS CORPORATION

TOUGH PANS.
IPS CORPORATION

ROOF TOP BLOX
IPS CORPORATION

TEST-TITE
IPS CORPORATION

AB&A
IPS CORPORATION

STUDOR
IPS CORPORATION

TRUEBRO
IPS CORPORATION

CHRISTY'S
IPS CORPORATION



PRODUCT	DESCRIPTION	MODEL	UNITS/ CASE
Brass Waste Strainer – 1-1/2" – 11-1/2 Coarse Thread – For 3/8" Post Stopper			
69512	Chrome	ABA6820	15
69642	Polished Brass	ABA6822	1
69645	Satin Nickel	ABA6824SN	15
69646	Venetian Bronze	ABA6824VB	1
69644	Oil Rubbed Bronze	ABA6824ORB	1
68083	Satin Pearl	ABA6824SP	1
69647	White	ABA6824W	1
Brass Waste Strainer – 1-1/2" – 11-1/2 Coarse Thread – Flip Top			
69808	Chrome	ABA682088	1
69643	Satin Nickel	ABA6824SN88	1
69333	Venetian Bronze	ABA6824VB88	1
69334	Oil Rubbed Bronze	ABA6824ORB88	1
Brass Waste Strainer – 1 3/8" – 16 Fine Thread – For 3/8" Post Stopper			
69648	Chrome	ABA6830	1
69336	Polished Brass	ABA6832	1
68052	Satin Nickel	ABA6834SN	1
69337	Venetian Bronze	ABA6834VB	1
69649	Oil Rubbed Bronze	ABA6834ORB	1
69338	Polished Nickel	ABA6834PN	1
69339	Satin Chrome	ABA6834SC	1
69340	Satin Pearl	ABA6834SP	1
69342	White	ABA6834W	1
69344	Wrought Iron/Matte Black	ABA6834WI	1
Brass Waste Strainer – 1-1/2" – 14 Fine Thread – For 3/8" Post Stopper			
69638	Chrome	ABA6805	1
Brass Waste Strainer – 1-1/2" – 16 Fine Thread – For 3/8" Post Stopper			
69639	Chrome	ABA6810	1
69640	Chrome – 3" Flange	ABA6812	1
Brass Adapter Bushings			
69520	1.625" – 16 Thread to 1.865" 11-1/2 Thread	ABA6899	20
69767	1.625" – 16 Thread to 1.8" 16 Thread	ABA6901	1
69769	1.865" – 11-1/2 Thread to 2.11 – 16 Thread (Kohler®)	ABA6903	1

Kohler® is a registered trademark of Kohler Co.

Stopper Only



PRODUCT	DESCRIPTION	MODEL	UNITS/ CASE
Push eN Lift Stopper – 3/8" Post			
63005	Chrome	ABA1595	20
63071	Chrome – ABS	ABA1595P	20
63072	Polished Brass	ABA1597	1
63074	Satin Nickel	ABA1599SN	20
63077	Venetian Bronze	ABA1599VB	20
63073	Oil Rubbed Bronze	ABA1599ORB	20
69351	Satin Chrome	ABA1599SC	1
63075	Satin Pearl	ABA1599SP	1
68090	White	ABA1599W	1

Push eN Lift Stopper – Short Stem – 3/8" Post			
63173	Chrome	ABA1680	1



Push eN Lift Stopper – With 3/8" and 5/16" Posts			
63004	Chrome	ABA1648	20
63126	Polished Brass	ABA1650	1
63127	Satin Nickel	ABA1652SN	1
69357	Venetian Bronze	ABA1652VB	1

Turn Top Stopper – 3/8" Post			
63080	Chrome - Zinc (Flapper Style)	ABA1605	20
68043	Chrome - Zinc (O-Ring Style)	ABA1605ZO	20



Touch Toe Stopper – 3/8" Post			
66828	Chrome (Stopper only)	ABA1580CSS	20
69367	Polished Brass (includes Strainer)	ABA1582CS	1
63060	Satin Nickel (includes Strainer)	ABA1584SNCS	1
63324	Venetian Bronze (includes Strainer)	ABA1584VBCS	1
68198	Oil Rubbed Bronze (includes Strainer)	ABA1584ORBCS	1
69369	White (includes Strainer)	ABA1584WCS	1

Touch Toe Stopper – Short Stem – 3/8" Post			
63066	Chrome	ABA1590	20



Push eN Lift or Turn Top Post Only			
68075	2" Long – 5/16" Post	ABA6893	20

WELD-ON

GUY GRAY

WATER-TITE

TOUGH PANS

ROOF TOP BLOK

TEST-TITE

AB&A

STUDOR

TRUEBRO

CHRISTY'S

Overflow Plates

- Classic high-flow capacity slotted overflow plate provides greater drainage through the tub overflow



PRODUCT	DESCRIPTION	MODEL	UNITS/ CASE
"Classic" High-flow Capacity Overflow Plate			
63002	Chrome	ABA2340HF	15
69590	Polished Brass	ABA2342PBHF	1
69591	Satin Nickel	ABA2342SNHF	1
69594	Venetian Bronze	ABA2342VBHF	1
69589	Oil Rubbed Bronze	ABA2342ORBHF	1
68551	Polished Nickel	ABA2342PNHF	1
68552	Satin Chrome	ABA2342SCHF	1
69592	Satin Pearl	ABA2342SPHF	1
69595	White	ABA2342WHF	1
69588	Biscuit	ABA2342BIHF	1



"Classic" Solid Overflow Plate			
69991	Chrome	ABA2550	15
69992	Satin Nickel	ABA2551	15
69993	Venetian Bronze	ABA2552	15
69994	Oil-Rubbed Bronze	ABA2553	15



"One-Hole" Overflow Plate with 2-1/4" Screw			
63001	Chrome	ABA6835	15
69653	Satin Nickel	ABA6841SN	1
69654	Venetian Bronze	ABA6841VB	1
69652	Oil Rubbed Bronze	ABA6841ORB	1
68215	Polished Nickel	ABA6841PN	1
68246	Satin Chrome	ABA6841SC	1
69655	White	ABA6841W	1
69828	Biscuit	ABA6841BI	1



"Two-Hole" Overflow Plate with two 2-1/4" Screws			
69656	Chrome	ABA6845	15
69658	Polished Brass	ABA6847	1
69662	Satin Nickel	ABA6849SN	1
69664	Venetian Bronze	ABA6849VB	1
69661	Oil Rubbed Bronze	ABA6849ORB	1
69374	Polished Nickel	ABA6849PN	1
68143	Satin Chrome	ABA6849SC	1
69375	Satin Pearl	ABA6849SP	1
69376	Biscuit	ABA6849BI	1

WELD-ON
IPS CORPORATION

GUY GRAY
IPS CORPORATION

WATER-TITE
IPS CORPORATION

TOUGH PANS
IPS CORPORATION

ROOF TOP BLOX
IPS CORPORATION

TEST-TITE
IPS CORPORATION

AB&A
IPS CORPORATION

STUDOR
IPS CORPORATION

TRUEBRO
IPS CORPORATION

CHRISTY'S
IPS CORPORATION

Lavatory Drains



PRODUCT	DESCRIPTION	MODEL	UNITS/ CASE
Brass Body with Push eN Lift Stopper			
68304	Chrome With Overflow	ABA1728	12
68319	Chrome Less Overflow	ABA1728S	1
Brass Body with Flip Top Stopper			
68363	Chrome With Overflow	ABA1748	12
68364	Chrome Less Overflow	ABA1748S	1
68368	Satin Nickel With Overflow	ABA1749SN	1
68369	Satin Nickel Less Overflow	ABA1749SNS	1
Heavy Brass Grid Drain with 6" 17Ga Tailpiece and Brass Locknut			
68309	Chrome With Overflow	ABA1736	20
68349	Chrome Less Overflow	ABA1736S	1
68355	Satin Nickel With Overflow	ABA1738SN	1
68356	Satin Nickel Less Overflow	ABA1738SNS	1
Heavy Brass Offset Lavatory Strainer 17Ga – ADA Complaint			
68361	Chrome With Overflow	ABA1739	20
Brass Lavatory Drain – “Pop-up”			
68308	Chrome With Overflow	ABA1733	20
68343	Chrome Less Overflow	ABA1733S	1

Tub Spouts



PRODUCT	DESCRIPTION	MODEL	UNITS/ CASE
68375	5" Zinc – 1/2" FIPS at Nose End – No Diverter	ABA1920	12
68376	5" Zinc – 1/2" Slide Connection – No Diverter	ABA1930	12
68377	5" Zinc – 1/2" FIPS at Nose End – With Diverter	ABA1935	12
68762	5" Zinc – 1/2" Slide Connection – With Diverter	ABA1945	12
68382	5" Brass – 1/2" x 3/4" FIPS at Nose End – With Diverter	ABA1960	12

IPS CORPORATION
WELD-ON

IPS CORPORATION
GUY GRAY

IPS CORPORATION
WATER-TITE

IPS CORPORATION
TOUGH PANS

IPS CORPORATION
ROOF-TOP BLOX

IPS CORPORATION
TEST-TITE

IPS CORPORATION
AB&A

IPS CORPORATION
STUDOR

IPS CORPORATION
TRUEBRO

IPS CORPORATION
CHRISTY'S

Los Angeles Style P-Traps

WELD-ON
IPS CORPORATION

GUY GRAY
IPS CORPORATION

WATER-TITE
IPS CORPORATION

TOUGH PANS.
IPS CORPORATION

ROOF TOP BLOX
IPS CORPORATION

TEST-TITE
IPS CORPORATION

AB&A
IPS CORPORATION

STUDOR
IPS CORPORATION

TRUEBRO
IPS CORPORATION

CHRISTY'S
IPS CORPORATION



PRODUCT	DESCRIPTION	MODEL	UNITS/ CASE
Heavy Duty Cast Brass with Cast Brass Slip Joint Nut			
68300	Rough Brass 1-1/2" x 1-1/2"	ABA102	10
68405	Rough Brass 1-1/4" x 1-1/2"	ABA103	10
68301	Chrome Plated 1-1/2" x 1-1/2"	ABA107	10
68302	Chrome Plated 1-1/4" x 1-1/2"	ABA108	10
Heavy Duty Cast Brass Extra Low Seal "G" Trap			
68310	Rough Brass 1-1/2" x 1-1/2"	ABA120	1
Heavy Duty Cast Brass Low Pattern Trap			
68313	Rough Brass 1-1/2" x 1-1/2"	ABA130	1
ABS LA Pattern Trap with Union			
69511	1-1/2" x 1-1/2"	ABA3221A	50
69605	1-1/2" x 1-1/4"	ABA3221B	50
ABS Slip Joint Nut			
69508	1-1/2" x 1-1/2"	ABA3931	50
69509	1-1/2" x 1-1/4"	ABA3933	50

Cleanout Covers



PRODUCT	DESCRIPTION	MODEL	UNITS/ CASE
Plastic Flat with 2 1/2" Wood Screw			
68400	Chrome – 4 1/2"	ABA1645	25
68401	Chrome – 5 1/2"	ABA1655	25
68402	Chrome – 7 1/2"	ABA1675	10
68870	Chrome – 9-1/2"	ABA1695	5
68403	White – 4 1/2"	ABA1646	25
68404	White – 5 1/2"	ABA1656	25
68869	White – 7 1/2"	ABA1676	10
68871	White – 9-1/2"	ABA1696	5
Plastic Bell with 2 1/2" Wood Screw			
68450	Chrome – 4 1/2"	ABA1745	25
68451	Chrome – 5 1/2"	ABA1755	25
68452	Chrome – 7 1/2"	ABA1775	25
68453	White – 4 1/2"	ABA1746	25
68454	White – 5 1/2"	ABA1756	25
68455	White – 7 1/2"	ABA1776	25
24-gauge Stainless Steel Cleanout Cover			
68813	3" with 1/4" x 20 Screw	ABA1840	25
68480	4" with 1/4" x 20 Screw	ABA1841	25
68481	5" with 1/4" x 20 Screw	ABA1842	25
68482	6" with 1/4" x 20 Screw	ABA1843	25
68819	7" with 1/4" x 20 Screw	ABA1844	25
68820	8" with 1/4" x 20 Screw	ABA1845	25
68823	10" with 1/4" x 20 Screw	ABA1848	25
69254	4" with 5/16" Screw	ABA18416865516	25
69262	5" with 5/16" Screw	ABA18426865516	25
Cleanout & Cover Packages with ABS Quick-Fit Cleanout Fitting and Tapped Plug			
69574	4 1/2" White Bell Cover – 2" DWV Pipe	ABAKCOB2	25
69575	4 1/2" White Bell Cover – 3" DWV Pipe	ABAKCOB3	25

WELD-ON
IPS CORPORATION

GUY GRAY
IPS CORPORATION

WATER-TITE
IPS CORPORATION

TOUGH PANS
IPS CORPORATION

ROOF TOP BLOX
IPS CORPORATION

TEST-TITE
IPS CORPORATION

AB&A
IPS CORPORATION

STUDOR
IPS CORPORATION

TRUEBRO
IPS CORPORATION

CHRISTY'S
IPS CORPORATION

Los Angeles Style Brass Cleanout Plugs

WELD-ON
IPS CORPORATION

GUY GRAY
IPS CORPORATION

WATER-TITE
IPS CORPORATION

TOUGH PANS.
IPS CORPORATION

ROOF TOP BLOX
IPS CORPORATION

TEST-TITE
IPS CORPORATION

AB&A
IPS CORPORATION

STUDOR
IPS CORPORATION

TRUEBRO
IPS CORPORATION

CHRISTY'S
IPS CORPORATION



PRODUCT	DESCRIPTION	MODEL	UNITS/ CASE
Raised Head			
68600	Raised Head 1-1/2"	ABA175	5
68601	Raised Head 2"	ABA176	10
68602	Raised Head 2 1/2"	ABA177	10
68603	Raised Head 3"	ABA178	10
68604	Raised Head 3-1/2"	ABA179	10
68605	Raised Head 4"	ABA180	5
68811	Raised Head 5"	ABA181	1
68812	Raised Head 6"	ABA182	1
Countersunk			
68828	Countersunk – Slotted Head 1-1/2"	ABA201	5
68650	Countersunk – Slotted Head 2"	ABA202	10
68651	Countersunk – Slotted Head 2 1/2"	ABA203	10
68652	Countersunk – Slotted Head 3"	ABA204	10
68653	Countersunk – Slotted Head 3-1/2"	ABA205	10
68654	Countersunk – Slotted Head 4"	ABA206	5
68829	Countersunk – Slotted Head 5"	ABA207	1
68830	Countersunk – Slotted Head 6"	ABA208	1
68655	Countersunk – Slotted Head 1-1/2" – Tapped 5/16"	ABA215	5
68656	Countersunk – Slotted Head 2" – Tapped 5/16"	ABA216	10
68831	Countersunk – Slotted Head 2 1/2" – Tapped 5/16"	ABA217	10
68657	Countersunk – Slotted Head 3" – Tapped 5/16"	ABA218	10
68658	Countersunk – Slotted Head 3-1/2" – Tapped 5/16"	ABA219	10
68659	Countersunk – Slotted Head 4" – Tapped 5/16"	ABA220	5
68832	Countersunk – Slotted Head 5" – Tapped 5/16"	ABA221	1
68833	Countersunk – Slotted Head 6" – Tapped 5/16"	ABA222	1
69257	Countersunk – Slotted Head 1-1/2" – Tapped 1/4"	ABA21514	10
69267	Countersunk – Slotted Head 2" – Tapped 1/4"	ABA21614	10
69258	Countersunk – Slotted Head 2 1/2" – Tapped 1/4"	ABA21714	10
69284	Countersunk – Slotted Head 3" – Tapped 1/4"	ABA21814	10
69290	Countersunk – Slotted Head 3-1/2" – Tapped 1/4"	ABA21914	10
69291	Countersunk – Slotted Head 4" – Tapped 1/4"	ABA22014	5
69285	Countersunk – Slotted Head 5" – Tapped 1/4"	ABA22114	1

Southern Style Brass Cleanout Plugs



PRODUCT	DESCRIPTION	MODEL	UNITS/ CASE
Raised Head			
68700	Raised Head 1-1/2"	ABA235	5
68701	Raised Head 2"	ABA236	5
68837	Raised Head 2 1/2"	ABA237	20
68839	Raised Head 3"	ABA238	20
68702	Raised Head 3-1/2"	ABA239	20
68703	Raised Head 4"	ABA240	15
68843	Raised Head 5"	ABA241	10
68845	Raised Head 6"	ABA242	5
69778	Raised Head 8"	ABA243	5
69779	Raised Head 10"	ABA244	1
Countersunk			
68834	Countersunk – 1-1/2"	ABA235CS	25
68750	Countersunk – 2"	ABA236CS	25
68751	Countersunk – 2 1/2"	ABA237CS	20
68492	Countersunk – 3"	ABA238CS	20
68753	Countersunk – 3-1/2"	ABA239CS	20
68754	Countersunk – 4"	ABA240CS	15
68844	Countersunk – 5"	ABA241CS	10
68846	Countersunk – 6"	ABA242CS	5



Quick-Fit Cleanout Fitting with Plastic Countersunk Plug (Fits inside Sched 40 DWV Pipe)



PRODUCT	DESCRIPTION	MODEL	LBS/ CASE
68500 ●	ABS – 2" (with 1-1/2" plug)	ABA200CA	
68501 ●	ABS – 3" (with 2 1/2" plug)	ABA300CA	
68502 ●	ABS – 4" (with 3-1/2" plug)	ABA400CA	
68503 ●	PVC – 2" (with 1-1/2" plug)	ABA200CP	
68504 ●	PVC – 3" (with 2 1/2" plug)	ABA300CP	
68505 ●	PVC – 4" (with 3-1/2" plug)	ABA400CP	

Quick-Fit Cleanout Fitting Only (Fits inside Sched 40 DWV Pipe)



PRODUCT	DESCRIPTION	MODEL	UNITS/ CASE
68800 ●	ABS – 2"	ABA200A	50
68801 ●	ABS – 3"	ABA300A	50
68802 ●	ABS – 4"	ABA400A	50
68827 ●	PVC – 2"	ABA200P	50
68872 ●	PVC – 3"	ABA300P	50
68864 ●	PVC – 4"	ABA400P	50

WELD-ON
 GUY GRAY
 WATER-TITE
 TOUGH PANS
 ROOF TOP BLOX
 TEST-TITE
 AB&A
 STUDDOR
 TRUEBRO
 CHRISTY'S

Plastic Countersunk Plug



PRODUCT	DESCRIPTION	MODEL	UNITS/ CASE
68506	ABS – 1-1/2"	ABA3051CA	50
68507	ABS – 2"	ABA3052CA	50
68512	ABS – 2 1/2"	ABA3055CA	50
68509	ABS – 3"	ABA3053CA	50
68513	ABS – 3-1/2"	ABA3056CA	25
68511	ABS – 4"	ABA3054CA	25
68514	PVC – 1-1/2"	ABA3051CP	50
68515	PVC – 2"	ABA3052CP	50
68860	PVC – 2 1/2"	ABA3055CP	50
68516	PVC – 3"	ABA3053CP	50
68518	PVC – 3-1/2"	ABA3056CP	25
68517	PVC – 4"	ABA3054CP	25

Plastic Countersunk Plug with 1/4" x 20 Threaded Brass Insert



PRODUCT	DESCRIPTION	MODEL	UNITS/ CASE
68853	ABS – 1-1/2" – with 1/4" Threaded Insert	ABA3051CAI	20
68508	ABS – 2" – with 1/4" Threaded Insert	ABA3052CAI	20
68859	ABS – 2 1/2" – with 1/4" Threaded Insert	ABA3055CAI	20
68510	ABS – 3" – with 1/4" Threaded Insert	ABA3053CAI	20
69780	ABS – 3-1/2" – with 1/4" Threaded Insert	ABA3056CAI	20
68857	ABS – 4" – with 1/4" Threaded Insert	ABA3054CAI	20
68854	PVC – 1-1/2" – with 1/4" Threaded Insert	ABA3051CPI	20
68855	PVC – 2" – with 1/4" Threaded Insert	ABA3052CPI	20
68407	PVC – 2 1/2" – with 1/4" Threaded Insert	ABA3055CPI	20
68856	PVC – 3" – with 1/4" Threaded Insert	ABA3053CPI	20
68861	PVC – 3-1/2" – with 1/4" Threaded Insert	ABA3056CPI	20
68858	PVC – 4" – with 1/4" Threaded Insert	ABA3054CPI	20

WELD-ON
IPS CORPORATION

GUY GRAY
IPS CORPORATION

WATER-TITE
IPS CORPORATION

TOUGH PANS
IPS CORPORATION

ROOF TOP BLOX
IPS CORPORATION

TEST-TITE
IPS CORPORATION

AB&A
IPS CORPORATION

STUDOR
IPS CORPORATION

TRUEBRO
IPS CORPORATION

CHRISTY'S
IPS CORPORATION

Plastic Square Head Plug



PRODUCT	DESCRIPTION	MODEL	UNITS/ CASE
68490	ABS – 1-1/2"	ABA3051RA	50
68491	ABS – 2"	ABA3052RA	50
68494	ABS – 2 1/2"	ABA3055RA	50
68752	ABS – 3"	ABA3053RA	50
68755	ABS – 3-1/2"	ABA3056RA	25
68493	ABS – 4"	ABA3054RA	25
68756	PVC – 1-1/2"	ABA3051RP	50
68757	PVC – 2"	ABA3052RP	50
68760	PVC – 2 1/2"	ABA3055RP	50
68758	PVC – 3"	ABA3053RP	50
68761	PVC – 3-1/2"	ABA3056RP	25
68759	PVC – 4"	ABA3054RP	25

Press In Cleanout Fitting – For Use with Sched 40 DWV Pipe



PRODUCT	DESCRIPTION	MODEL	UNITS/ CASE
68550	ABS 2" x 3" with Countersunk Plastic Plug	ABA450	20
64648	ABS 2" x 3" with Countersunk Brass Plug	ABA451	20
85919	ABS 3" x 4" with Countersunk Plastic Plug	5896	10
85916	PVC 2" x 3" with Countersunk Plastic Plug	4895	10
68866	PVC 2" x 3" with Countersunk Brass Plug	ABA457	20
85918	PVC 3" x 4" with Countersunk Plastic Plug	4896	10
68867	PVC 3" x 4" with Countersunk Brass Plug	ABA459	20

WELD-ON
IPS CORPORATION

GUY GRAY
IPS CORPORATION

WATER-TITE
IPS CORPORATION

TOUGH PANS
IPS CORPORATION

ROOF TOP BLOK
IPS CORPORATION

TEST-TITE
IPS CORPORATION

AB&A
IPS CORPORATION

STUDOR
IPS CORPORATION

TRUEBRO
IPS CORPORATION

CHRISTY'S
IPS CORPORATION

WELD-ON
IPS CORPORATION

GUY GRAY
IPS CORPORATION

WATER-TITE
IPS CORPORATION

TOUGH PANS
IPS CORPORATION

ROOF TOP BLOX
IPS CORPORATION


TEST-TITE
IPS CORPORATION

AB&A
IPS CORPORATION

STUDOR
IPS CORPORATION

TRUEBRO
IPS CORPORATION

CHRISTY'S
IPS CORPORATION



STUDOR®

OVERVIEW

There's a reason everyone calls AAVs "Studor®" vents

When Studor developed the first Air Admittance Valves in the 1970's, it was developing AAV technology that would become the standard. The technology provides Drainage Waste and Vent systems the option to reduce the number of vents through the roof and allows for only one open vent to the atmosphere per building system.

Still the only specialized AAV manufacturer in the world

Studor AAVs were introduced to the U.S. in 1986, and Studor engineers have been refining the technology ever since. Today, the Studor line of specialized AAVs is bigger than ever, offering the most complete AAV line on the market – with millions of valves installed in North America and worldwide.



WELD-ON
IPS CORPORATION

GUY GRAY
IPS CORPORATION

WATER-TITE
IPS CORPORATION

TOUGH PANS
IPS CORPORATION

ROOF TOP BLOX
IPS CORPORATION

TEST-TITE
IPS CORPORATION

AB&A
IPS CORPORATION

STUDOR
IPS CORPORATION

TRUEBRO
IPS CORPORATION

CHRISTY'S
IPS CORPORATION

MAXI-VENT®



The unique design of the Studor® MAXI-VENT® provides plumbing ventilation to prevent the loss of water seals in traps without the need for costly roof penetration and vent piping.

- Can be used as an individual, branch, circuit or stack vent
- Will vent up to 500 DFUs on a stack
- Fits 3" with no-hub type coupling
- Fits 4" with rubber gasket provided
- Reduces the number of fire-stopping applications
- ANSI/ASSE 1051, ANSI/ASSE 1050, NSF 14, ETL, ICC-ES PMG-1025, C-IAPMO
- Exclusive vermin protection system
- Limited lifetime warranty for replacement of defective valves
- Residential or commercial use
- Expands architectural design limits



PRODUCT	DESCRIPTION	MODEL	UNITS/CASE
20342 ●●●●●	3" or 4" Connection	20342	6
20302 ●●●●●	3" or 4" Connection	20302	24

MAXI-CAP™



The unique design of the Studor® MAXI-VENT® provides plumbing ventilation to prevent the loss of water seals in traps without the need for costly roof penetration and vent piping.

- Prior to installing a MAXI-VENT, MAXI-CAP can be painted to match roof color for aesthetics.
- Studor recommends the use of the MAXI-CAP when installing the MAXI-VENT outdoors



PRODUCT	DESCRIPTION	MODEL	UNITS/CASE
20398 ●●●●●	Fits on MAXI VENT	20398	1

WELD-ON
IPS CORPORATION

GUY GRAY
IPS CORPORATION

WATER-TITE
IPS CORPORATION

TOUGH PANS.
IPS CORPORATION

ROOF TOP BLOX
IPS CORPORATION

TEST-TITE
IPS CORPORATION

AB&A
IPS CORPORATION

STUDOR
IPS CORPORATION

TRUEBRO
IPS CORPORATION

CHRISTY'S
IPS CORPORATION

MINI-VENT®



X-Pack



Protective cover

The unique design of the Studor® MINI-VENT® provides plumbing ventilation to prevent the loss of water seals in traps without the need for costly roof penetration and vent piping.

- Can be used as an individual, branch, circuit or stack vent
- Fits 1-1/2" and 2" pipe sizes
- Will vent up to 160 DFUs on a branch
- Will vent up to 24 DFUs on stack
- Expands architectural design limits
- Reduces the number of fire-stopping applications
- Exclusive vermin protection system
- Limited lifetime warranty for replacement of defective valves
- Residential or commercial use
- ANSI/ASSE 1051, ANSI/ASSE 1050, NSF 14, ETL, ICC-ES PMG-1025, C-IAPMO
- The protective cover may be used outdoors and indoors to protect against dust and to keep items from blocking the air intake

PRODUCT	DESCRIPTION	MODEL	UNITS/CASE
Standard Pack			
20341	1-1/2" or 2" PVC Adapter	20341	6
20340	1-1/2" or 2" ABS Adapter	20340	6
20301	1-1/2" or 2" PVC Adapter w/Protective Cover	20301	24
20300	1-1/2" or 2" ABS Adapter w/Protective Cover	20300	24
X-Pack®*			
20305	1-1/2" or 2" PVC Adapter	20305	40
20336	1-1/2" or 2" ABS Adapter	20336	40

* The X-Pack is the MINI-VENT® with hang tag.

WELD-ON

GUY GRAY

WATER-TITE

TOUGH PANS

ROOF TOP BLOK

TEST-TITE

AB&A

STUDOR

TRUEBRO

CHRISTY'S

REDI-VENT®



Simplify drainage and waste venting with the Studor® REDI-VENT® Air Admittance Valve. The unique design of the Studor® REDI-VENT® provides ventilation to prevent the loss of water seals in traps without the need for expensive roof penetration and vent piping.

- For venting single fixtures, kitchen sinks and bathroom groups including back to back applications up to 20 DFUS
- Exclusive vermin protection system
- Expands architectural design limits
- Compact design for tight applications
- Fits 1-1/2" and 2" pipe sizes
- Limited lifetime warranty for replacement of defective valves
- Residential or commercial use
- ANSI/ASSE 1051, ANSI/ASSE 1050, NSF 14, ETL, ICC-ES PMG-1025, C-IAPMO

PRODUCT	DESCRIPTION	MODEL	UNITS/CASE
Standard Pack			
20346 ●●●●●	1-1/2" or 2" PVC Adapter	20346	24
20349 ●●●●●	1-1/2" or 2" ABS Adapter	20349	24
Bulk Pack			
20299 ●●●●●	1-1/2" or 2" PVC Adapter	20299	60
20298 ●●●●●	1-1/2" or 2" ABS Adapter	20298	60
REDI-VENT Adapter*			
44833	PVC Adapter for REDI-VENT for use in Du-All WMOB	44833	25
44834	ABS Adapter for REDI-VENT for use in Du-All WMOB	44834	25

* REDI-VENT® Adapter is specially designed for use in DU-All washer box

AAV-TEE



- Tubular tee installs in-line with 1-1/2 or 1 1/4 tubular trap
- Includes REDI-VENT® air admittance valve capable of venting up to 20 DFU
- Tee branch mounts REDI-VENT the required 4" above the horizontal drain line

PRODUCT	DESCRIPTION	MODEL	UNITS/CASE
20391 ●	AAV Tee with REDI-VENT®	20391	6
40800 ●	AAV Tee Only	40800	24

WELD-ON
IPS CORPORATION

GUY GRAY
IPS CORPORATION

WATER-TITE
IPS CORPORATION

TOUGH PANS
IPS CORPORATION

ROOF TOP BLOX
IPS CORPORATION

TEST-TITE
IPS CORPORATION

AB&A
IPS CORPORATION

STUDOR
IPS CORPORATION

TRUEBRO
IPS CORPORATION

CHRISTY'S
IPS CORPORATION

Recessed Air Admittance Valve Boxes



The unique design of the Studor® MINI-VENT® provides plumbing ventilation to prevent the loss of water seals in traps without the need for costly roof penetration and vent piping.

- Can be used with any MINI-VENT®, TEC-VENT® or REDI-VENT®
- Fire-rated box does not come with an AAV
- Can also be used as the termination point for an open pipe side wall vent as an alternative to venting through the roof

PRODUCT	DESCRIPTION	MODEL	UNITS/ CASE
20380 ● ●	Studor AAV Recess Box	20380	10
20381 ● ●	Studor AAV Recess Box with REDI-VENT®	20381	10
20385	Louvered Faceplate Only	20385	20

Fire-Rated

82456* ●	Fire-rated Air Admittance Valve Outlet Box, 1-1/2" female adaptor included	FRAAV12	5
----------	--	---------	---

*82456 is a Category 5 product.

P.A.P.A.®



The Studor® P.A.P.A.® is the perfect compliment to the existing range of Studor Air Admittance Valves (AAVs). Together they form the Studor Single Pipe System (SSPS), a Total Solution to a building's venting requirements. Studor Air Admittance Valves will protect the water seal of the system's branch fixtures while the P.A.P.A. effectively deals with positive pressure. This combination maintains perfect system balance, quickly and efficiently restoring even atmospheric pressure conditions throughout the system thus avoiding siphonage of any trap.

The Advantages:

- The Studor P.A.P.A. as part of the complete Studor System
- Provides complete protection against positive pressures in the system
- Replaces extensive vent piping saving material and installation costs
- Provides greater freedom of design for engineers, architects and design professionals
- Reduces the need for fire stopping devices preventing the chimney effect in the pipes, reducing the risk of fire spreading upwards between floors
- Eliminates leak prone roof penetrations –only one roof penetration is required no matter how tall the building
- Can be retrofitted into an existing drainage system to solve positive pressure problems
- Prevents propagation of odorous sewer gases
- Requires no maintenance, as all Studor products are non-mechanical devices
- Is guaranteed for a lifetime equivalent to that of the drainage system in which it is installed
- Listed to ASSE 1030, WMTS463:2015
- Commercial use only

PRODUCT	DESCRIPTION	MODEL	UNITS/ CASE
20357	P.A.P.A. (Positive Air Pressure Attenuator)	20357	1

WELD-ON
IPS CORPORATION

GUY GRAY
IPS CORPORATION

WATER-TITE
IPS CORPORATION

TOUGH PANS
IPS CORPORATION

ROOF TOP BLOX
IPS CORPORATION

TEST-TITE
IPS CORPORATION

AB&A
IPS CORPORATION

STUDOR
IPS CORPORATION

TRUEBRO
IPS CORPORATION

CHRISTY'S
IPS CORPORATION

TEC-VENT®



Simplify drainage and waste venting with the air admittance valve designed specifically for commercial applications. The unique design of the Studor® TEC-VENT® provides plumbing ventilation to prevent the loss of water seals in traps without the need for costly roof penetration and vent piping.

- Classified in accordance with UL2043 for installation in plenums when the system is designed by a design professional and approved by local inspector
- Manufactured from flame-retardant polycarbonate resin
- High tensile strength
- Will vent up to 160 DFUs
- Exclusive vermin protection system
- Expands architectural design limits
- Reduces the number of fire-stopping applications
- UV rated for outside installations
- Limited lifetime warranty for replacement of defective valves
- Residential or Commercial Use
- ANSI/ASSE 1051, ANSI/ASSE 1050, NSF 14,
- UL 2043, ICC-ES PMG, C-IAPMO, ICC-ES-PMG-1025

PRODUCT	DESCRIPTION	MODEL	UNITS/ CASE
20344 ●●●●●	TEC-VENT®	20344	24

CHEM-VENT®



Simplify drainage and waste venting with the air admittance valve designed specifically for chemical waste systems. The unique design of the Studor® CHEM-VENT® provides plumbing ventilation to prevent the loss of water seals in traps within chemical waste systems.

- Can be installed in chemical waste systems when the system is designed by a design professional
- WARNING!! Studor CHEM-VENT® cannot be installed in applications where vented fumes are required to pass through biological and/or chemical filters before being released to the atmosphere
- Will vent up to 6 DFUs
- Exclusive vermin protection system
- Expands architectural design limits
- ASSE 1049, NSF 14
- Manufactured from Flame Retardant Polypropylene conforming to ASTM D-4101
- The Sch 40 dimensions of the valve tail piece allows direct mounting on any fusion or MJ fitting
- Through the use of readily available adapters, the valve can also be connected to CPVC, glass and Duriron® systems (designer to check for chemical comparability)
- Limited lifetime warranty for replacement of defective valves
- Commercial use

PRODUCT	DESCRIPTION	MODEL	UNITS/ CASE
20345	CHEM-VENT®	20345	12

WELD-ON
IPS CORPORATION

GUY GRAY
IPS CORPORATION

WATER-TITE
IPS CORPORATION

TOUGH PANS
IPS CORPORATION

ROOF TOP BLOX
IPS CORPORATION

TEST-TITE
IPS CORPORATION

AB&A
IPS CORPORATION

STUDOR
IPS CORPORATION

TRUEBRO
IPS CORPORATION

CHRISTY'S
IPS CORPORATION

MAXI-FILTRA®



Replacement cartridge

The Studor® MAXI-FILTRA® operates as a two-way vent, which filters air in both directions. Its replaceable active carbon filter is designed to eliminate bad odors produced by the plumbing drainage system. The MAXI-FILTRA is for outdoor use only, particularly for use with septic systems, but can also be installed on existing open vent pipes and in systems in which air admittance valves (AAVs) are installed.

- Can be installed vertically or horizontally
- Contains replaceable carbon filter that can last up to two years
- Outdoor use only
- Fits 3" with no-hub type coupling
- Fits 4" with rubber gasket provided
- UV Rated

PRODUCT	DESCRIPTION	MODEL	UNITS/ CASE
20297	Two-Way Vent	20297	25
20700	Replacement Cartridge	20700	20

WELD-ON
IPS CORPORATION

GUY GRAY
IPS CORPORATION

WATER-TITE
IPS CORPORATION

TOUGH PANS
IPS CORPORATION

ROOF TOP BLOK
IPS CORPORATION

TEST-TITE
IPS CORPORATION

AB&A
IPS CORPORATION

STUDOR
IPS CORPORATION

TRUEBRO
IPS CORPORATION

CHRISTY'S
IPS CORPORATION

CHRISTY'S
IPS CORPORATION

TRUEBRO
IPS CORPORATION

STUDOR
IPS CORPORATION

AB&A
IPS CORPORATION

TEST-TITE
IPS CORPORATION

ROOF TOP BLOX
IPS CORPORATION

TOUGH PANS
IPS CORPORATION

WATER-TITE
IPS CORPORATION

GUY GRAY
IPS CORPORATION

WELD-ON
IPS CORPORATION



TRUEBRO®

OVERVIEW

Dedicated to “Making America Accessible”

The Truebro® product line consists of protective undersink pipe covers and plumbing enclosures for ADA compliance in handicap-accessible lavatories and sinks – for both new construction and retrofit markets.

Still the only specialized AAV manufacturer in the world

The Lav Guard® 2, Lav Shield®, Basin Guard™, and Soft-Guard Plus™ are professional ADA-mandated protection systems designed for durability, aesthetics and sanitary installations. Specifying, stocking or installing Truebro is your assurance of protecting people with disabilities while providing quality, durability and improved aesthetics.



IPS CORPORATION
WELD-ON

IPS CORPORATION
GUY GRAY

IPS CORPORATION
WATER-TITE

IPS CORPORATION
TOUGH PANS

IPS CORPORATION
ROOF TOP BLOK

IPS CORPORATION
TEST-TITE

IPS CORPORATION
AB&A

IPS CORPORATION
STUDOR

IPS CORPORATION
TRUEBRO

IPS CORPORATION
CHRISTY'S

Lav Guard® 2



Lav Guard® 2 E-Z series provides the durable, attractive, ADA-compliant undersink protection that the original Truebro Lav Guard® is famous for. Built-in E-Z Grip fasteners and internal E-Z Tear-To-Fit trimming features eliminate the need for tools, and provide for a clean, tamper-resistant, super-fast professional installation.

- E-Z Tear-To-Fit feature makes trimming super-fast and contractor-friendly—no tools required
- E-Z Grip built-in fasteners are quick, strong, and reusable
- Universal design fits more P-traps and thumb wings on plastic compression nuts

PRODUCT	DESCRIPTION	MODEL	UNITS/CASE
100 Series - Fits all 1-1/4" or 1-1/2" Cast Brass or Tubular P-traps			
82188 ●	One Angle Valve and Supply Cover	99-EZ	15
82190 ●	One P-Trap Cover	100-EZ	15
82192 ●	One P-Trap Cover, One angle Valve & Supply Cover	101-EZ	15
82193 ●	One P-Trap Cover, Two angle Valve & Supply Cover	102-EZ	15
82194 ●	One P-Trap Cover, Two angle Valve & One offset cover	103-EZ	15
82189 ●	One 14" Extension for Water Supply	EX 99-EZ	15
82191 ●	One 14" Extension for Drain Waste Arm or Tailpiece	EX 100-EZ	15
82195 ●	One 5" Offset Tailpiece Wheelchair Strainer Assembly	105-EZ	15
82196 ●	Kohler 6" Offset	105-K	15
82197 ●	One Basket Strainer Cover & Offset Waste Cover	106-EZ	15
82198 ●	Two Basket Strainer Covers & Center or End Outlet Waste Cover	107-EZ	1
400 Series - Fits all 1-1/2" Schedule 40 Plastic P-traps			
82199 ●	One P-Trap Cover	400	15
82200 ●	One P-Trap Cover, One angle Valve & Supply Cover	401	15
82201* ●	One P-Trap Cover, Two angle Valve & Supply Cover	402	15

* 105-EZ can be used in conjunction with the 400 series if a tailpiece is required.



99EZ



EX99EZ



100EZ



EX100EZ



101EZ



102EZ



103EZ



105EZ



106EZ



107EZ

WELD-ON
IPS CORPORATION

GUY GRAY
IPS CORPORATION

WATER-TITE
IPS CORPORATION

TOUGH PANS
IPS CORPORATION

ROOF TOP BLOX
IPS CORPORATION

TEST-TITE
IPS CORPORATION

AB&A
IPS CORPORATION

STUDOR
IPS CORPORATION

TRUEBRO
IPS CORPORATION

CHRISTY'S
IPS CORPORATION

Basin Guard™



Basin Guard™ is an ADA-compliant undersink piping enclosure for kitchen, classroom and lavatory sinks. Basin Guard can be installed where ever counter tops and sidewalls are present and the proper ADA sink is installed. Provides an attractive way to conceal piping and mechanical connections. Bottom opening allows for easy service access.

- ADA-conforming design protects wheelchair users from scalding and sharp, abrasive surfaces. When installed, all plumbing and mechanical components are concealed
- Strict code compliance minimizes risk. The Basin Guard complies with ADA article 4.19.4, California Plumbing Code
- 1504.2.1, ANSI A117.1, BOCA P 1203.4, and other state and local regulations. Basin Guard also has a flammability resistance, tested in accordance with Underwriters Laboratories for the UL 94 standard with a V-0 rating
- 36" and 42" enclosures are easy to specify, stock and install. May be used with virtually any ADA-compliant sink or restroom lavatory where countertops and sidewalls are present
- High-impact, UV-protected vinyl maximizes product life cycle. The Basin Guard is molded from impact-resistant, stain-resistant and chemical-resistant protective vinyl for durability, safety and long life

PRODUCT	DESCRIPTION	MODEL	LBS/ CASE
82234 ●	36" Basin Guard-White	36W	12
82236 ●	42" Basin Guard-White	42W	14

IPS CORPORATION
WELD-ON

IPS CORPORATION
GUY GRAY

IPS CORPORATION
WATER-TITE

IPS CORPORATION
TOUGH PANS

IPS CORPORATION
ROOF TOP BLOK

IPS CORPORATION
TEST-TITE

IPS CORPORATION
AB&A

IPS CORPORATION
STUDOR

IPS CORPORATION
TRUEBRO

IPS CORPORATION
CHRISTY'S

Lav Shield®



Lav Shield® provides ADA-compliant undersink protection and meets requirements for wheelchair accessibility. Durable, single-piece construction conceals piping, electronic faucet connections, mixing valves, trap primers and instantaneous hot water heaters. (Lavatory “rough in” should be considered to allow mounting room for water heater—contact us for specifications.) Pre-cut Lav Shields are cut to fit various lavatory models, field adjustment may be needed for exact fit.

- “Total enclosure” deters tampering
- Single-piece configuration for easy service
- Pre-cut Lav Shields are not stocked and not available for return
- High-impact, UV-protected vinyl



Exposed



Enclosed



Standard Lav Shield

PRODUCT	DESCRIPTION	MODEL	UNITS/CASE
Standard Lav Shield			
82202 ●	Standard Lav Shield	20181	1
97775 ●	Standard Lav Shield Bulk	20184	4
Pre-Cut Lav Shield			
82203 ●	American Standard Comrade	2018ASC1	1
97768 ●	American Standard Comrade Bulk	2018ASC4	4
82204 ●	American Standard Declyn	2018ASD1	1
97783 ●	American Standard Declyn Bulk	2018ASD4	4
82205 ●	American Standard Lucerne	2018ASL1	1
97717 ●	American Standard Lucerne Bulk	2018ASL4	4
82206 ●	American Standard Murro	2018ASM1	1
97790 ●	American Standard Murro Bulk	2018ASM4	4
82207 ●	American Standard Lucerne (Old)	2018ASOL	1
97710 ●	American Standard Lucerne (Old) Bulk	2018ASOL4	4
97964 ●	American Standard Penlyn Bulk	2018ASP4	4
82208 ●	American Standard Roxalyn	2018ASR1	1
97797 ●	American Standard Roxalyn Bulk	2018ASR4	4
97966 ●	American Standard Regalyn	2018ASRG1	1
97967 ●	American Standard Regalyn Bulk	2018ASRG4	4
82209 ●	Bradley Imperial	2018BDI1	1
97804 ●	Bradley Imperial Bulk	2018BDI4	4
97916 ●	Briggs Milton	2018BM1	1
97912 ●	Briggs Milton Bulk	2018BM4	4
82210 ●	Briggs Whitman	2018BRW1	1
97811 ●	Briggs Whitman Bulk	2018BRW4	4
82211 ●	Crane Harwich	2018CRH1	1
97723 ●	Crane Harwich Bulk	2018CRH4	4
82212 ●	Crane Norwich	2018CRN1	1
97818 ●	Lav Shield Crane Norwich 4 Bulk	2018CRN4	4
82213 ●	Crane Westmont	2018CRW1	1
97730 ●	Crane Westmont Bulk	2018CRW4	4
82214 ●	Crane Yorkshire	2018CRY1	1
97825 ●	Crane Yorkshire Bulk	2018CRY4	4
82215 ●	Eljer Blair	2018ELB1	1

WELD-ON
IPS CORPORATION

GUY GRAY
IPS CORPORATION

WATER-TITE
IPS CORPORATION

TOUGH PANS
IPS CORPORATION

ROOF TOP BLOX
IPS CORPORATION

TEST-TITE
IPS CORPORATION

AB&A
IPS CORPORATION

STUDOR
IPS CORPORATION

TRUEBRO
IPS CORPORATION

CHRISTY'S
IPS CORPORATION

Lav Shield® (Continued)



Exposed



Enclosed



Standard Lav Shield

PRODUCT	DESCRIPTION	MODEL	UNITS/ CASE
Pre-Cut Lav Shield (Continued)			
97832 ●	Eljer Blair Bulk	2018ELB4	4
82216 ●	Eljer Delwyn	2018ELD1	1
97839 ●	Eljer Delwyn Bulk	2018ELD4	4
82217 ●	Eljer Mayburne	2018ELM1	1
97846 ●	Eljer Mayburne Bulk	2018ELM4	4
82218 ●	Eljer Signature	2018ELS1	1
97737 ●	Eljer Signature Bulk	2018ELS4	4
82219 ●	Eljer Bucknell	2018ELU1	1
97853 ●	Eljer Bucknell Bulk	2018ELU4	4
82220 ●	Gerber Hayes	2018GRH1	1
97860 ●	Gerber Hayes Bulk	2018GRH4	4
82324 ●	Gerber Monticello Bulk	2018GRM4	4
82221 ●	Gerber Plymouth	2018GRP1	1
97867 ●	Gerber Plymouth Bulk	2018GRP4	4
97962 ●	Kohler Brenham	2018KOB1	1
82222 ●	Kohler Chesapeake	2018KOC1	1
97874 ●	Kohler Chesapeake Bulk	2018KOC4	4
82223 ●	Kohler Greenwich, Model 202	2018KOG1	1
97744 ●	Kohler Greenwich, Model 202 Bulk	2018KOG4	4
97922 ●	Kohler Greenwich, Model 203	2018KONG1	1
97923 ●	Kohler Greenwich, Model 203 Bulk	2018KONG4	4
82224 ●	Kohler Hudson	2018KOH1	1
97881 ●	Kohler Hudson Bulk	2018KOH4	4
82225 ●	Kohler Kingston	2018KOK1	1
97751 ●	Kohler Kingston Bulk	2018KOK4	4
97911 ●	Kohler Pinoir	2018KOP1	1
97915 ●	Kohler Pinoir Bulk	2018KOP4	4
82226 ●	Kohler Soho	2018KOS1	1
97888 ●	Kohler Soho Bulk	2018KOS4	4
82228 ●	Mansfield 2018 HB-NS	2018MAN1	1
97902 ●	Mansfield 2018 HB-NS Bulk	2018MAN4	4
82401 ●	Sloan SS-3003	2018SLSS3003	1
82404 ●	Sloan SS-3003 Bulk	2018SLSS30034	4
82229 ●	Toto LT307	2018TOL1	1
97758 ●	Toto LT307 Bulk	2018TOL4	4
97937 ●	New Zurn Z5344	2018ZNNZ1	1
97938 ●	New Zurn Z5344 Bulk	2018ZNNZ4	4
97940 ●	Zurn Lav Z5430	Z53401	1
97941 ●	Zurn Lav Z5430 Bulk	Z53404	4

WELD-ON
IPS CORPORATION

GUY GRAY
IPS CORPORATION

WATER-TITE
IPS CORPORATION

TOUGH PANS
IPS CORPORATION

ROOF TOP BLOK
IPS CORPORATION

TEST-TITE
IPS CORPORATION

AB&A
IPS CORPORATION

STUDOR
IPS CORPORATION

TRUEBRO
IPS CORPORATION

CHRISTY'S
IPS CORPORATION

Lav Shield® Accessories

PRODUCT	DESCRIPTION	MODEL	UNITS/ CASE
82187	Lav Shield Standard Fasteners (7)	20184F	1
82292	Tamper Resistant Fasteners (7)	TRFAST	1

Custom Finished Lav Shield



Lav Shield® represents the “next generation” of ADA compliant undersink protection by meeting mandated knee and toe clearance requirements for wheelchair users. Durable, single-piece construction prevents pipe and component tampering, and conceals all lavatory piping, electronic faucet connections, mixing valves, trap primers, and instantaneous water heaters — a truly attractive alternative to individual component covers that will satisfy even the most discriminating designer.

- “Total enclosure” deters tampering
- Single-piece configuration for easy service
- Custom finished Lav Shields are not stocked
- High-impact, UV-protected vinyl



PRODUCT	DESCRIPTION	MODEL	UNITS/ CASE
82721 ●	Dipped Lav Shield - 1 Pk Architectural Brushed Aluminum	WTP-907	1
82722 ●	Dipped Lav Shield - 1 Pk Stainless Steel	WTP-270	1
82723 ●	Dipped Lav Shield - 1 Pk Stainless Steel Over Black	WTP-270B	1
82726 ●	Dipped Lav Shield - 1 Pk Rosewood	WTP-488	1
82727 ●	Dipped Lav Shield - 1 Pk Burlwood	WTP-496	1
82728 ●	Dipped Lav Shield - 1 Pk Monaco Walnut	WTP-538	1
82731 ●	Dipped Lav Shield - 1 Pk Black Marble	WTP-512	1
82732 ●	Dipped Lav Shield - 1 Pk Gray Marble	WTP-659G	1
82733 ●	Dipped Lav Shield - 1 Pk Architectural White Marble	WTP-659W	1
82736 ●	Dipped Lav Shield - 1 Pk Italian Leather Espresso	WTP-715	1
82741 ●	Dipped Lav Shield - 1 Pk Sport Carbon	WTP-940	1

Available Finishes



Architectural Brushed Aluminum

Stainless Steel

Stainless Steel Over Black

Rosewood

Burlwood

Monaco Walnut



Black Marble

Gray Marble

Architectural White Marble

Italian Leather Espresso

Sport Carbon

Soft Guard Plus™



Soft Guard Plus™ provides undersink pipe protection that should be specified for installation to all drainage piping including hot and cold water valves and supplies under lavatories to meet ADA compliance. Soft Guard Plus features a base material that has been tested in accordance with testing standard ASTM E84-07 with a 25 flame spread/450 smoke index and a 1/8" soft PVC vinyl material to maximize ADA and UPC compliance.

- 25 Flame/450 smoke index
- Anti-microbial finish
- Hook and loop fastening system
- Available in white or black
- Optional snap-to-lock fasteners provide tamper resistance
- Buy American Act Compliant
- Fits Sch. 40 P-traps and flexible braided hoses

PRODUCT	DESCRIPTION	MODEL	UNITS/CASE
82521 ●	Supply and valve cover – White	82521	10
82522 ●	P-Trap cover only – White	82522	10
82523 ●	Offset cover only – White	82523	10
82524 ●	P-Trap/1 valve – White	82524	10
82525 ●	P-Trap/2 valve covers – White	82525	10
82527 ●	P-Trap/2 valve covers & 1 offset cover – White	82527	10
82492 ●	Supply and valve cover – Black	82492	10
82493 ●	P-Trap cover only – Black	82493	10
82494 ●	Offset cover only – Black	82494	10
82495 ●	P-Trap/1 valve – Black	82495	10
82496 ●	P-Trap/2 valve covers – Black	82496	10
82528 ●	Soft-Guard™ Plus Disposal Cover, White	82528	4



Supply and valve cover



P-Trap cover



Disposal cover



Offset cover

WELD-ON
IPS CORPORATION

GUY GRAY
IPS CORPORATION

WATER-TITE
IPS CORPORATION

TOUGH PANS
IPS CORPORATION

ROOF-TOP BLOX
IPS CORPORATION

TEST-TITE
IPS CORPORATION

AB&A
IPS CORPORATION

STUDOR
IPS CORPORATION

TRUEBRO
IPS CORPORATION

CHRISTY'S
IPS CORPORATION

CHRISTY'S
IPS CORPORATION

TRUEBRO
IPS CORPORATION

STUDOR
IPS CORPORATION

AB&A
IPS CORPORATION

TEST-TITE
IPS CORPORATION

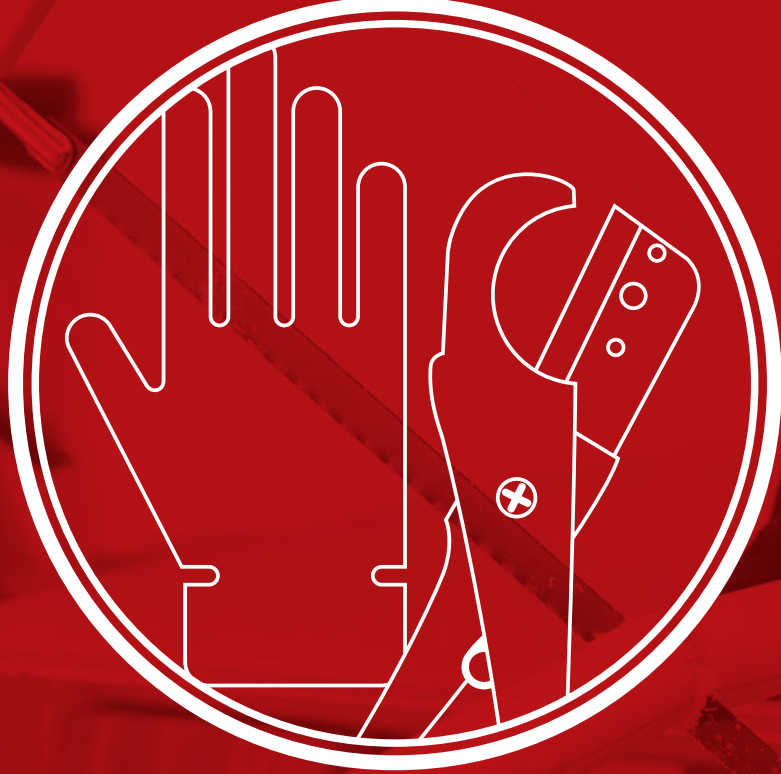
ROOF TOP BLOX
IPS CORPORATION

TOUGH PANS
IPS CORPORATION

WATER-TITE
IPS CORPORATION

GUY GRAY
IPS CORPORATION

WELD-ON
IPS CORPORATION



CHRISTY'S™

OVERVIEW

Christy's

In 2019, IPS Corporation acquired T. Christy Enterprises, one of North America's premier manufacturers of solvent cements and provider of a broad range of accessories. IPS has integrated the Christy's brand and added parts of the product line into the Water-Tite®, Weld-On®, and Test-Tite® brands.



- WELD-ON
IPS CORPORATION
- GUY GRAY
IPS CORPORATION
- WATER-TITE
IPS CORPORATION
- TOUGH PANS
IPS CORPORATION
- ROOF TOP BLOK
IPS CORPORATION
- TEST-TITE
IPS CORPORATION
- AB&A
IPS CORPORATION
- STUDOR
IPS CORPORATION
- TRUEBRO
IPS CORPORATION
- CHRISTY'S
IPS CORPORATION

WELD-ON
IPS CORPORATION

GUY GRAY
IPS CORPORATION

WATER-TITE
IPS CORPORATION

TOUGH PANS.
IPS CORPORATION

ROOF TOP BLOX
IPS CORPORATION

TEST-TITE
IPS CORPORATION

AB&A
IPS CORPORATION

STUDOR
IPS CORPORATION

TRUEBRO
IPS CORPORATION

CHRISTY'S
IPS CORPORATION

SuperSaws



- 24", 36", 48" cable saw
- Made from domestic stainless steel aircraft cable
- Heavy duty ergonomic "T" handles
- Designed for cutting PVC pipe in confined spaces
- Ideal for irrigation and plumbing applications

PRODUCT	DESCRIPTION	MODEL	UNITS/CASE
513137	SuperSaw 24" Cable Saw	SCS-24	100
513139	SuperSaw 36" Cable Saw	SCS-36	12
513141	SuperSaw 48" Cable Saw	SCS-48	12

High Tension Hacksaw



- 12" - 18 TPI
- High tension durable hacksaw
- Rubber grip handle
- Bi-metal blade, cuts on both 45

PRODUCT	DESCRIPTION	MODEL	UNITS/CASE
510166	High Tension Rubber Hacksaw	225X-2	12/24

PVC-ABS Hand Saw



- Aluminum handle saw with rubber cushion grip
- Suitable for plywood, asbestos, plastics, hardboard, metals, wood and plastic & fiber pipe

PRODUCT	DESCRIPTION	MODEL	UNITS/CASE
514534	Saw, Hand, 12" PVC/ABS	ABAB1238BW	12
514535	Saw, Hand, 18" PVC/ABS	ABAB1240BBW	12

Replacement Blades



- Industrial Quality
- Bi-Metal Construction, Spring Steel Back
- Shatter/Shock/High Heat Resistant
- Red Vinyl pack

PRODUCT	DESCRIPTION	MODEL	UNITS/CASE
VIPER HACKSAW BLADES			
514623	Viper Hacksaw Blades 12" - 18 TPI	TC1218	10/100
514626	Viper Hacksaw Blades 12" - 24 TPI	TC1224	10/100
514628	Viper Hacksaw Blades 12" - 32 TPI	TC1232	10/100
HANDSAW BLADES			
514536	Handsaw Replacement 12" Blade	HS433BD-12	6/24
514537	Handsaw Replacement 18" Blade	HS433BD-18	6/24
RECIPROCATING BLADES			
514640	Reciprocating Blade 6" - 6 TPI	TC656R	5
514635	Reciprocating Blade 6" - 14 TPI	TC614R	5
514636	Reciprocating Blade 6" - 18 TPI	TC618R	5
514638	Reciprocating Blade 6" - 24 TPI	TC624R	5
514643	Reciprocating Blade 8" - 10 TPI	TC810R	5
514630	Reciprocating Blade 12" - 6 TPI	TC156R	5
514621	Reciprocating Blade 12" - 14 TPI	TC110R	5

Red Razor Cutter



- Radius blade for cleaner cuts
- Industrial Quality
- Ratchet action PVC pipe cutter to 1-5/8"
- Heat treated high carbon steel blade, chrome plating
- Vinyl Hang Pouch

PRODUCT	DESCRIPTION	MODEL	UNITS/CASE
513860	PVC Pipe Cutter, Christy's, Red Razor, Cuts up to 1-5/8"	TC-PC-158	1

EZ-CUT Pipe & Hose Cutter



- Durable stainless steel blade
- Finger indentation for a firm grip

PRODUCT	DESCRIPTION	MODEL	UNITS/CASE
513569	EZ-CUT 1 1/8" Pipe & Hose Cutter	TC118SS	6
513597	EZ-CUT 2" Pipe & Hose Cutter	TC200SS	6
513581	EZ-CUT 1-1/2" Pipe & Hose Cutter	TC150SS	1

Spring Loaded Pipe & Hose Cutter



- Spring Loaded Pipe and Tubing Cutter
- Spring Loaded Cutter
- Ideal for Pipe and Hose up to 1-3/8"
- Easy Grip Handle with Reversible Steel Blade
- Vinyl Hang Pouch

PRODUCT	DESCRIPTION	MODEL	UNITS/CASE
514664	Spring Loaded Pipe & Hose Cutter	TC-PCSL-138	1

Replacement Blades



- Heat treated carbon steel, with chrome plating

PRODUCT	DESCRIPTION	MODEL	UNITS/CASE
513598	Replacement Blade for Red Razor Cutter 2 (TC-PC-2)	TC-2-BLADE	25/50
513585	Replacement blade for Red Razor Cutter 1-5/8" (TC-PC-158)	TC-158-BLADE	50/100
510735	Replacement Blade for EZ-CUT 1-1/2" Pipe & Hose Cutter (TC150SS)	BT150SS	25/50
513873	Replacement Blade for 2" Long Handle PVC Pipe	TC-PCHD-2-BD	

WELD-ON
IPS CORPORATION

GUY GRAY
IPS CORPORATION

WATER-TITE
IPS CORPORATION

TOUGH PANS
IPS CORPORATION

ROOF TOP BLOX
IPS CORPORATION

TEST-TITE
IPS CORPORATION

AB&A
IPS CORPORATION

STUDOR
IPS CORPORATION

TRUEBRO
IPS CORPORATION

CHRISTY'S
IPS CORPORATION

WELD-ON
IPS CORPORATION

GUY GRAY
IPS CORPORATION

WATER-TITE
IPS CORPORATION

TOUGH PANS.
IPS CORPORATION

ROOF TOP BLOX
IPS CORPORATION

TEST-TITE
IPS CORPORATION

AB&A
IPS CORPORATION

STUDOR
IPS CORPORATION

TRUEBRO
IPS CORPORATION

CHRISTY'S
IPS CORPORATION

Plastic Pipe Prep Tools



- Plastic pipe cable saw features T-handles
- Deburring tool for PVC, CPVC, ABS, PE & PB pipe

PRODUCT	DESCRIPTION	MODEL	UNITS/ CASE
12739	36" Plastic Pipe Cable Saw for up to 8" Diameter T-Style Handle	CST-36	24
12079	DEB-2 Plastic Pipe Deburring Tool for Sizes 1/2" – 2" IPS	006350000	6

Self-Locking Tape Measure



- 1" x 25' Self-Locking Tape Measure
- Revolutionary Self-Locking Tape Measure
- Hang Pack

PRODUCT	DESCRIPTION	MODEL	UNITS/ CASE
513577	1" x 25' Self-Locking Tape Measure	TC-125SL	12/24

Tape Measure w/ Chrome Plated Case



- 1" x 25' Tape Measure
- Chrome Plated Case
- Hang Pack

PRODUCT	DESCRIPTION	MODEL	UNITS/ CASE
513601	1" x 25' Tape Measure with Chrome Plated Case	TC425	10

Duct Tape



- 9 mil
- Individually Shrink Wrapped

PRODUCT	DESCRIPTION	MODEL	UNITS/ CASE
513200	2" x 60 YD Silver Cloth Duct Tape	TA-33-DT398	24
513229	2" x 60 YD Red Cloth Duct Tape	TA-DT260R	24
513226	2" x 60 YD Black Cloth Duct Tape	TA-DT260BLK	24

Abrasion Cloth



- Long Lasting and Waterproof
- Usable on Both Sides

PRODUCT	DESCRIPTION	MODEL	UNITS/ CASE
81505	10 Yds. x 1-1/2" Open Mesh Cloth	R5503	24
81405	10 Yds. x 1-1/2" Sand Cloth	R5455	24
81400	2 Yds. x 1-1/2" Sand Cloth	R5451	24
81410	25 Yds. x 1-1/2" Sand Cloth	R5460	24
81500	5 Yds. x 1-1/2" Open Mesh Cloth	R5501	24

4-Way Faucet Key



- Valve/ Faucet/ Sillcock Sizes 1/4

PRODUCT	DESCRIPTION	MODEL	UNITS/ CASE
510328	Universal 4-Way Faucet Key	4WKEY	6

No Hub Torque Wrench



- 5/16" Hex Socket

PRODUCT	DESCRIPTION	MODEL	UNITS/ CASE
512567	No Hub Torque Wrench	NH7020	6

CATEGORY 16

Plumber's Tape



- Galvanized Steel Strap with Alternate Nail and Bolt Holes
- Bulk Pack
- 3/4" x10' 28 Gauge – Light

PRODUCT	DESCRIPTION	MODEL	UNITS/ CASE
84025	Plumbers Tape – 3/4" x10' 28 Gauge – Light	RGS7	50

WELD-ON
GUY GRAY
WATER-TITE
TOUGH PANS
ROOF TOP BLOK
TEST-TITE
AB&A
STUDOR
TRUEBRO
CHRISTY'S

WELD-ON
IPS CORPORATION

Terry Rags

GUY GRAY
IPS CORPORATION



- 100% White Cotton – Good Quality
- Absorbent and Re-Washable
- Measures 14" x 17" Fully Hemmed

PRODUCT	DESCRIPTION	MODEL	UNITS/ CASE
513893	Terry Rags	TC-RAGS	16

WATER-TITE
IPS CORPORATION

Reclaimed Flannel Wipes

TOUGH PANS.
IPS CORPORATION



- Soft and Absorbent
- Idea for Single-Use Applications

PRODUCT	DESCRIPTION	MODEL	UNITS/ CASE
512931	Reclaimed Flannel Wipes – 5 lbs.	RFW5	1

ROOF TOP BLOX
IPS CORPORATION

Multi-Purpose Towels

TEST-TITE
IPS CORPORATION



- Heavy Duty/ Pre-Moistened
- Removes Embedded Grime Easily
- 90 Towels Per Dispenser

PRODUCT	DESCRIPTION	MODEL	UNITS/ CASE
512975	Multi-Purpose Towels	RH-PW1	6

AB&A
IPS CORPORATION

Load Buster Clean-Up Bags

STUDOR.
IPS CORPORATION



- Black
- Durable Trash Bags for Multi-Use Applications
- 3 mil/ 32" x 50"
- 45 gallon
- 20/box

PRODUCT	DESCRIPTION	MODEL	UNITS/ CASE
513836	Load Buster Clean-Up Bags	TC-GB-320	1/200

TRUEBRO.
IPS CORPORATION

CHRISTY'S
IPS CORPORATION

Rough Surface Non-Slip Glove



- A Unique Process Allows the Surface of the Gloves to be Coated with Small PVC Chips
- They are Coated with a PVC/NBR Blend for Added Chemical Resistance
- Great for Ugly, Oily Jobs! Provides Better Grip and Hand Protection
- Preferred by Plumbers for Use with Drain Snakes
- Use with Nitrile Gloves Underneath for Added Protection

PRODUCT	DESCRIPTION	MODEL	UNITS/CASE
510264	Rough Surface Non-Slip Gauntlet Cuff Glove – Large	4112	12/72
510262	Rough Surface Non-Slip Knit Wrist Glove – Large	4100	12/72

Black Foam Nitrile Breathable Nylon Knit Glove



- Tight Fit Provides Tactile Sensitivity
- Revolutionary Nitrile-Foam Coating Provides Breathability and Long-Lasting Grip
- Materials: Nylon Liner, Nitrile-Foam Coating

PRODUCT	DESCRIPTION	MODEL	UNITS/CASE
512568	Black Foam Nitrile Breathable Nylon Knit Glove – Large	NITEXP200L	12
512570	Black Foam Nitrile Breathable Nylon Knit Glove – Extra-Large	NITEXP200XL	12

Coated Palm Gloves



- Tight Weave Cotton String Knit with Palm and Fingers Coated in Natural Blue Latex
- Highly Durable with Excellent Wet Grip
- Open Back for superior Ventilation
- Hang Tag

PRODUCT	DESCRIPTION	MODEL	UNITS/CASE
514509	Blue Flex Coated Palm Gloves – Large	9680-L	12/144
514516	Blue Flex Coated Palm Gloves – Extra-Large	9680-XL	12/144

Latex Gloves – Heavy Duty



- Heavy Duty/ Blue Latex with a Longer, Beaded Cuff and Heavier Latex for High Risk Situations
- 13 mil Palm Thickness, 15 mil fingertip thickness
- Textured Finish Allows for a Better Wet and Dry Grip
- Ideal for Industrial Applications
- Powder free
- NFPA Certified
- 50 Pieces Per Box
- Box Quantity Only

PRODUCT	DESCRIPTION	MODEL	UNITS/CASE
510180	Professional Blue Latex Gloves, Powder Free – Large	2815-L	10
510182	Professional Blue Latex Gloves, Powder Free – X-Large	2815-XL	10

WELD-ON
IPS CORPORATION

Nitrile Gloves



- 4 mil / Disposable Ultra Strong Gloves
- 100 Pieces Per Box
- Box Quantity Only

PRODUCT	DESCRIPTION	MODEL	UNITS/ CASE
510146	Blue Nitrile Industrial Gloves – Large	2010W-L	10
510148	Blue Nitrile Industrial Gloves – Extra-Large	2010W-XL	10

GUY GRAY
IPS CORPORATION

WATER-TITE
IPS CORPORATION

Latex Gloves – Disposable



- 5mil / Latex Disposable Gloves
- Ideal for Hand Protection During Solvent Cementing
- 100 Pieces Per Box
- Box Quantity Only

PRODUCT	DESCRIPTION	MODEL	UNITS/ CASE
510176	Latex Disposable Gloves, 5 Mil (100/Bx) – Large	2800-L	10
510179	Latex Disposable Gloves, 5 Mil (100/Bx) – Extra-Large	2800-XL	10

TOUGH PANS.
IPS CORPORATION

ROOF TOP BLOX
IPS CORPORATION

Work Gloves



- Non-Slip Palm Ideal for Carrying Soil Pipe and Sprinkler Pipe
- Heavy Duty Band for Wrist Protection

PRODUCT	DESCRIPTION	MODEL	UNITS/ CASE
513594	Grip Pro Work Glove – Medium	TC-1960L	12/144
513595	Grip Pro Work Glove – Extra-Large	TC-1960M	12/144
513596	Grip Pro Work Glove – Large	TC-1960XL	12/144

TEST-TITE
IPS CORPORATION

AB&A
IPS CORPORATION

Leather Double Palm Work Glove



- Joint Palm Construction
- Select Shoulder Split Leather
- 2.5 inch Rubberized Safety Cuff
- Gunn Cut Pattern
- Hang Pack

PRODUCT	DESCRIPTION	MODEL	UNITS/ CASE
510778	Gloves, Leather Double Palm	CL5012DP	12/72

STUDOR.
IPS CORPORATION

TRUEBRO.
IPS CORPORATION

Leather Drivers Glove



- Quality smooth leather
- Unlined
- Shirred Elastic Wrist, Keystone Thumb
- Hang Tag

PRODUCT	DESCRIPTION	MODEL	UNITS/ CASE
510372	Leather Drivers Glove – Large	6110-L	12/72
510375	Leather Drivers Glove – Extra-Large	6110-XL	12/72

CHRISTY'S
IPS CORPORATION

Leather Palm Work Glove



- Split Cowhide Leather Palm Gloves
- 2.5 inch Rubberized Safety Cuff
- Gunn Cut Pattern
- Hang Tag

PRODUCT	DESCRIPTION	MODEL	UNITS/CASE
510207	Leather Palm Work Glove – Large	3260	12/120

Foil Tape



- Aluminum Foil Backed Tape with Aggressive Adhesive
- Ideal for Sealing Heating and Air Conditioning Ducts and Vents/ and can be Used for Electro-Plating
- Temperature Range -20°F to 150°F
- Shrink Wrapped
- 2.7 mil

PRODUCT	DESCRIPTION	MODEL	UNITS/CASE
513548	2" x 50 YD Foil Tape	TA-UT250FT	24

Caution Tape



- 3 inch, 4 mil – Non-Detectable
- Yellow

PRODUCT	DESCRIPTION	MODEL	UNITS/CASE
513208	3" x 1000 ft Roll/ 4 mil – Non-Detectable	TA-CTN-3-1000	1
513210	3" x 300 ft Roll/ 4 mil – Non-Detectable	TA-CTN-3-300	30

Barricade Tape



- Elongation is >400% at Break Point
- 3 mil Virgin LLDPE/LDPE

PRODUCT	DESCRIPTION	MODEL	UNITS/CASE
513214	3" Red "Danger Do Not Enter" Tape, 300 ft	TA-DNG-3-300	30
513213	3" Red "Danger Do Not Enter" Tape, 1000 ft	TA-DNG-3-1000	10

WELD-ON
IPS CORPORATION

GUY GRAY
IPS CORPORATION

WATER-TITE
IPS CORPORATION

TOUGH PANS
IPS CORPORATION

ROOF TOP BLOK
IPS CORPORATION

TEST-TITE
IPS CORPORATION

AB&A
IPS CORPORATION

STUDOR
IPS CORPORATION

TRUEBRO
IPS CORPORATION

CHRISTY'S
IPS CORPORATION

INDEX BY PRODUCT NUMBER

Product	Page	Product	Page	Product	Page	Product	Page	Product	Page	Product	Page
10003	29	10165	19	10842	14	13750	19	20336	247	60213	165
10004	29	10166	19	10844	22	13751	19	20340	247	60214	165
10005	29	10167	19	10845	22	13752	19	20341	247	60216	165
10006	29	10200	27	10850	19	13753	19	20342	246	60218	165
10007	29	10201	27	10871	27	13754	19	20344	250	60219	165
10008	29	10202	27	10872	27	14000	12	20345	250	60220	165
10009	29	10203	27	10873	27	14001	12	20346	248	60222	165
10010	30	10204	27	10874	27	14002	12	20349	248	60226	165
10012	30	10220	26	10875	27	14003	12	20357	249	60227	166
10014	30	10221	26	10965	23	14004	12	20380	249	60231	166
10015	30	10222	26	10966	23	14005	12	20381	249	60232	166
10050	33	10223	26	10967	23	14006	12	20385	249	60233	166
10051	33	10224	26	10968	23	14007	12	20391	248	60300	164
10063	32	10225	26	10969	23	14008	12	20398	246	60309	164
10064	32	10226	26	10988	14	14009	12	20700	251	60321	215
10068	32	10227	26	10989	14	14010	12	40800	248	60322	215
10069	32	10228	26	10990	14	14011	12	44833	248	60323	216
10076	28	10229	26	11025	20	14012	12	44834	248	60324	216
10077	28	10230	23	11026	20	14013	12	60002	165	60345	216
10085	16	10232	23	11027	20	14014	12	60003	165	60400	166
10089	16	10233	23	11028	20	14015	13	60005	165	60401	166
10090	16	10241	23	11029	20	14016	13	60053	191	60402	166
10093	16	10243	23	11248	24	14017	13	60063	232	60403	166
10094	16	10244	23	11659	22	14018	13	60064	231	60405	166
10097	16	10245	23	11727	15	14019	13	60090	231	60406	166
10098	16	10246	23	11831	29	14021	13	60093	191	60414	166
10100	16	10247	26	11890	22	14022	13	60094	231	60415	166
10101	16	10248	26	11905	15	14023	13	60095	231	60500	167
10111	15	10249	26	11957	29	14024	25	60096	231	60501	167
10112	15	10250	26	11984	14	14025	25	60097	231	60502	167
10113	15	10257	24	11985	14	14026	25	60098	231	60512	167
10114	15	10258	24	12071	29	14027	25	60099	231	60514	167
10115	15	10259	24	12079	264	14028	25	60104	216	60525	174
10117	17	10260	24	12121	29	14029	25	60107	216	60527	174
10119	17	10272	24	12233	22	14030	25	60108	215	60528	174
10121	17	10273	24	12429	29	14031	25	60110	216	60533	174
10123	17	10274	24	12494	14	14032	25	60111	215	60535	174
10126	20	10275	24	12495	14	14033	25	60114	216	60540	174
10127	20	10278	15	12496	14	14108	30	60115	215	60541	174
10128	20	10280	15	12497	14	14109	30	60116	215	60542	174
10129	20	10281	15	12498	14	14111	30	60122	231	60543	174
10130	21	10282	15	12656	27	14112	30	60123	231	60544	174
10131	21	10283	15	12658	18	14147	30	60169	216	60545	174
10132	21	10810	28	12739	264	14550	30	60170	215	60705	219
10134	21	10811	28	12817	21	14810	16	60171	216	60706	219
10135	21	10812	28	12818	21	20297	251	60174	216	60713	218
10137	21	10813	28	12891	30	20298	248	60177	216	60734	218
10155	18	10832	29	13078	18	20299	248	60185	216	60781	220
10156	18	10833	29	13199	29	20300	247	60186	216	60784	220
10157	18	10835	119	13360	29	20301	247	60187	215	60785	220
10159	18	10840	14	13369	24	20302	246	60200	166	60917	221
10164	19	10841	14	13531	21	20305	247	60210	164	60921	222

INDEX BY PRODUCT NUMBER

Product	Page	Product	Page	Product	Page	Product	Page	Product	Page	Product	Page
60924	221	61129	224	61289	205	62007	200	62092	200	62346	211
60925	181	61138	224	61292	205	62008	200	62093	200	62350	212
60937	221	61140	227	61293	205	62009	200	62094	198	62374	202
60948	196	61141	227	61294	205	62012	199	62099	203	62400	206
60949	174	61142	227	61295	205	62013	200	62104	199	62412	207
60954	174	61144	224	61297	205	62014	200	62109	199	62416	207
60955	174	61145	224	61301	205	62015	199	62117	200	62421	211
61000	227	61153	228	61302	205	62016	200	62124	200	62429	210
61001	219	61154	228	61303	209	62017	200	62127	199	62436	211
61002	223	61155	225	61306	209	62018	211	62139	196	62439	211
61003	223	61157	225	61327	216	62021	206	62142	201	62441	211
61004	223	61158	225	61415	196	62022	206	62145	201	62442	206
61005	219	61162	228	61444	227	62023	206	62164	206	62444	206
61006	219	61163	228	61445	226	62024	206	62169	206	62454	207
61007	224	61165	225	61446	226	62026	206	62171	206	62461	210
61008	224	61166	225	61494	219	62027	206	62172	206	62480	199
61009	224	61175	229	61521	220	62029	206	62176	206	62486	199
61010	224	61181	231	61637	205	62030	207	62183	207	62487	200
61012	224	61191	223	61638	223	62032	207	62190	207	62489	199
61013	219	61192	223	61659	219	62033	207	62191	207	62492	202
61014	219	61198	218	61666	196	62034	212	62197	207	62493	203
61016	219	61199	218	61679	222	62036	211	62198	207	62497	202
61022	216	61202	218	61687	225	62037	200	62199	207	62501	199
61023	198	61203	218	61692	220	62038	200	62202	210	62510	212
61024	198	61206	219	61694	225	62039	207	62203	210	62565	206
61025	198	61207	219	61701	220	62040	207	62205	210	62815	210
61026	205	61209	219	61711	205	62041	208	62207	210	62818	210
61029	205	61210	218	61715	196	62042	208	62212	211	62915	199
61030	205	61217	218	61716	220	62043	212	62216	211	62934	206
61031	224	61221	219	61717	227	62044	208	62219	211	62958	206
61034	205	61224	219	61718	226	62045	211	62223	211	62970	207
61038	209	61226	198	61741	198	62048	207	62236	203	62972	212
61040	205	61227	198	61758	196	62050	208	62244	196	62982	207
61041	209	61231	196	61783	205	62051	208	62249	202	62988	212
61042	205	61236	198	61784	205	62054	208	62250	208	63000	232
61043	209	61237	196	61793	205	62055	212	62262	200	63001	236
61046	224	61245	220	61799	205	62058	207	62264	203	63002	236
61047	219	61246	220	61825	209	62059	207	62271	203	63004	235
61050	203	61249	220	61864	217	62062	211	62273	203	63005	235
61051	221	61251	220	61875	217	62066	211	62276	201	63015	213
61052	222	61252	220	61885	217	62070	202	62278	201	63016	213
61053	222	61256	222	61977	218	62072	202	62280	200	63019	213
61054	205	61258	221	61978	218	62073	202	62281	199	63021	213
61101	227	61262	222	61995	218	62074	202	62288	207	63055	215
61102	227	61263	222	61996	218	62075	202	62289	206	63056	215
61103	227	61264	222	62000	200	62076	202	62295	210	63060	235
61122	224	61268	205	62001	199	62078	202	62296	210	63066	235
61123	224	61270	221	62002	199	62079	202	62299	210	63071	235
61125	224	61275	221	62003	199	62082	203	62305	211	63072	235
61126	227	61281	205	62004	199	62084	203	62313	210	63073	235
61127	227	61287	205	62005	199	62087	203	62325	203	63074	235
61128	224	61288	205	62006	199	62088	202	62339	207	63075	235

INDEX BY PRODUCT NUMBER

Product	Page	Product	Page	Product	Page	Product	Page	Product	Page	Product	Page
63077	235	63491	182	63663	185	64058	204	65363	104	65801	174
63080	235	63500	182	63664	185	64059	204	65365	173	65802	174
63084	209	63501	182	63665	185	64102	224	65493	168	65804	168
63085	209	63600	183	63666	185	64198	224	65500	233	65805	169
63090	213	63601	183	63667	186	64205	224	65501	197	65806	169
63094	213	63602	184	63668	186	64212	224	65502	201	65810	171
63095	213	63603	185	63669	186	64219	224	65503	201	66000	176
63102	209	63604	186	63694	188	64238	225	65504	207	66001	176
63105	209	63605	186	63695	188	64257	225	65505	212	66002	176
63106	209	63606	186	63696	188	64264	225	65506	197	66003	176
63120	215	63607	183	63800	187	64299	225	65508	197	66004	177
63126	235	63608	183	63801	188	64306	225	65509	197	66005	177
63127	235	63609	184	63802	187	64410	227	65510	197	66006	177
63168	214	63610	185	63803	188	64414	227	65513	201	66007	177
63173	235	63611	186	63804	187	64421	227	65540	197	66008	177
63207	229	63614	182	63805	187	64428	227	65541	197	66009	177
63208	229	63615	182	63806	187	64435	227	65542	197	66010	177
63211	229	63616	182	63807	188	64498	223	65543	197	66011	177
63224	229	63617	182	63808	188	64502	223	65544	197	66012	179
63242	215	63618	182	63809	188	64519	223	65545	197	66013	179
63246	204	63619	182	63810	187	64538	226	65546	197	66014	179
63250	204	63620	182	63811	187	64576	226	65547	197	66015	179
63251	204	63621	182	63812	187	64587	226	65548	197	66016	179
63255	204	63622	185	63813	188	64591	226	65549	197	66017	179
63260	204	63623	185	63814	188	64598	226	65550	197	66018	179
63261	204	63624	185	63815	188	64612	226	65551	198	66019	179
63263	204	63625	185	64000	215	64648	243	65552	198	66020	179
63276	204	63626	184	64001	215	64917	214	65553	198	66021	179
63279	204	63627	184	64002	209	64925	214	65554	198	66022	179
63281	204	63628	184	64003	209	64929	214	65555	198	66100	176
63282	204	63629	184	64004	209	64930	214	65556	198	66101	176
63283	204	63630	184	64005	213	64932	214	65557	198	66102	176
63285	204	63631	184	64008	214	64933	214	65558	198	66103	176
63287	204	63632	184	64009	214	64936	229	65559	198	66104	176
63300	217	63633	184	64010	209	64938	229	65560	198	66105	176
63302	217	63634	184	64011	209	64939	229	65565	198	66106	176
63306	217	63635	186	64015	214	64940	229	65566	198	66107	177
63309	217	63636	186	64019	214	64941	229	65567	198	66108	177
63312	217	63637	186	64021	214	64944	229	65568	198	66109	177
63324	235	63638	186	64023	214	64946	214	65569	198	66110	177
63333	214	63639	184	64026	214	64969	209	65600	233	66111	177
63348	181	63641	183	64036	229	64991	181	65601	197	66112	177
63349	187	63642	183	64039	229	65002	168	65602	201	66113	177
63359	214	63643	182	64040	229	65003	169	65603	201	66114	177
63360	214	63644	185	64048	213	65300	170	65604	207	66115	177
63386	209	63645	186	64050	213	65301	169	65605	212	66116	177
63387	209	63646	182	64051	213	65303	173	65606	197	66117	177
63394	209	63647	185	64052	213	65317	170	65607	197	66118	178
63396	209	63648	186	64053	213	65319	168	65608	197	66119	178
63400	214	63660	186	64054	204	65323	169	65609	197	66120	178
63408	196	63661	185	64055	204	65326	169	65610	201	66121	178
63490	182	63662	185	64056	204	65362	104	65800	167	66122	178

INDEX BY PRODUCT NUMBER

Product	Page	Product	Page	Product	Page	Product	Page	Product	Page	Product	Page
66123	178	67023	195	67900	162	68319	237	68516	242	68828	240
66124	178	67024	195	67901	162	68343	237	68517	242	68829	240
66125	178	67025	195	67902	162	68349	237	68518	242	68830	240
66126	178	67028	189	67903	162	68355	237	68550	243	68831	240
66127	178	67029	189	67904	162	68356	237	68551	236	68832	240
66128	178	67032	182	67905	163	68361	237	68552	236	68833	240
66129	178	67033	171	67906	162	68363	237	68600	240	68834	241
66130	178	67034	171	67908	162	68364	237	68601	240	68837	241
66131	178	67035	171	67909	162	68368	237	68602	240	68839	241
66132	178	67036	171	67913	162	68369	237	68603	240	68843	241
66133	178	67037	189	67915	163	68375	237	68604	240	68844	241
66134	178	67038	189	67920	163	68376	237	68605	240	68845	241
66135	178	67039	189	67922	163	68377	237	68650	240	68846	241
66136	178	67040	180	67925	163	68382	237	68651	240	68850	232
66137	178	67041	180	67926	163	68400	239	68652	240	68853	242
66138	178	67042	180	67927	163	68401	239	68653	240	68854	242
66139	178	67044	190	67928	163	68402	239	68654	240	68855	242
66140	178	67065	180	67929	162	68403	239	68655	240	68856	242
66141	178	67076	182	67930	162	68404	239	68656	240	68857	242
66142	178	67100	167	67991	163	68405	238	68657	240	68858	242
66143	178	67136	192	68004	104	68407	242	68658	240	68859	242
66144	178	67138	192	68005	104	68450	239	68659	240	68860	242
66145	179	67140	192	68038	202	68451	239	68683	230	68861	242
66146	179	67144	192	68043	235	68452	239	68684	230	68864	241
66147	179	67146	192	68052	234	68453	239	68685	202	68866	243
66148	179	67147	192	68066	233	68454	239	68700	241	68867	243
66149	179	67148	192	68068	181	68455	239	68701	241	68869	239
66150	179	67149	192	68075	235	68457	233	68702	241	68870	239
66151	179	67154	193	68079	233	68480	239	68703	241	68871	239
66152	179	67155	194	68080	231	68481	239	68750	241	68872	241
66153	179	67159	193	68083	234	68482	239	68751	241	69000	231
66324	128	67160	193	68090	235	68490	243	68752	243	69128	190
66325	128	67161	194	68102	168	68491	243	68753	241	69181	181
66326	128	67175	193	68120	231	68492	241	68754	241	69202	181
66327	128	67177	189	68137	231	68493	243	68755	243	69203	181
66328	128	67178	189	68138	231	68494	243	68756	243	69204	181
66329	128	67179	189	68143	236	68500	241	68757	243	69207	168
66330	128	67190	190	68184	231	68501	241	68758	243	69208	168
66828	235	67192	190	68198	235	68502	241	68759	243	69209	168
67000	192	67193	190	68210	202	68503	241	68760	243	69212	168
67001	192	67196	190	68215	236	68504	241	68761	243	69214	168
67002	192	67197	190	68239	191	68505	241	68762	237	69215	168
67003	192	67205	191	68246	236	68506	242	68800	241	69223	174
67012	180	67206	191	68261	191	68507	242	68801	241	69224	174
67013	180	67207	191	68300	238	68508	242	68802	241	69228	168
67014	180	67218	180	68301	238	68509	242	68811	240	69232	192
67015	180	67240	191	68302	238	68510	242	68812	240	69245	174
67016	180	67271	194	68304	237	68511	242	68813	239	69246	174
67017	180	67309	187	68308	237	68512	242	68819	239	69254	239
67018	180	67310	187	68309	237	68513	242	68820	239	69257	240
67021	180	67312	187	68310	238	68514	242	68823	239	69258	240
67022	180	67315	187	68313	238	68515	242	68827	241	69262	239

INDEX BY PRODUCT NUMBER

Product	Page	Product	Page	Product	Page	Product	Page	Product	Page	Product	Page
69267	240	69567	233	69725	217	80604	139	81449	129	81750	122
69284	240	69568	233	69726	217	80605	138	81450	129	81751	122
69285	240	69569	164	69727	217	80606	138	81451	129	81755	122
69289	190	69570	233	69742	217	80607	138	81452	129	81756	122
69290	240	69571	233	69743	217	80608	139	81453	129	81760	122
69291	240	69572	233	69744	217	80609	139	81500	34	81765	122
69333	234	69574	239	69746	217	80610	139	81505	34	81800	122
69334	234	69575	239	69767	234	80611	138	81560	34	81805	122
69336	234	69578	232	69769	234	80890	34	81565	34	81810	122
69337	234	69580	233	69770	181	81255	32	81610	34	81815	122
69338	234	69582	233	69771	163	81352	34	81620	34	81820	125
69339	234	69588	236	69773	181	81400	34	81625	34	81821	125
69340	234	69589	236	69774	181	81405	34	81630	34	81822	125
69342	234	69590	236	69776	181	81410	34	81635	34	81823	125
69344	234	69591	236	69778	241	81411	127	81640	34	81824	125
69351	235	69592	236	69779	241	81412	127	81651	34	81825	125
69357	235	69594	236	69780	242	81413	127	81680	126	81827	125
69367	235	69595	236	69799	188	81414	127	81681	126	81850	123
69369	235	69597	233	69802	188	81415	127	81682	126	81855	123
69374	236	69598	233	69803	188	81416	127	81683	126	81860	123
69375	236	69601	202	69804	188	81417	127	81684	126	81865	123
69376	236	69602	233	69808	234	81418	127	81685	126	81870	123
69420	164	69604	232	69809	232	81419	127	81700	120	81872	123
69430	164	69605	238	69828	236	81420	127	81702	120	81874	123
69435	164	69607	232	69835	183	81421	127	81705	120	81876	123
69440	164	69611	232	69840	191	81422	127	81707	120	81878	123
69500	181	69614	164	69842	217	81423	127	81709	120	81879	123
69501	232	69615	164	69900	232	81424	127	81710	120	81900	123
69502	232	69622	233	69930	162	81425	127	81711	120	81905	123
69503	232	69638	234	69991	236	81426	127	81712	120	81910	123
69504	232	69639	234	69992	236	81427	127	81713	120	81915	123
69505	232	69640	234	69993	236	81428	127	81714	120	81916	123
69508	238	69642	234	69994	236	81429	127	81715	121	81920	123
69509	238	69643	234	69998	232	81430	127	81716	121	81925	123
69510	230	69644	234	80100	33	81431	127	81717	121	81930	123
69511	238	69645	234	80103	33	81432	127	81718	121	81931	122
69512	234	69646	234	80105	33	81433	127	81719	121	81932	122
69513	232	69647	234	80111	33	81434	127	81720	124	81933	122
69514	232	69648	234	80112	33	81435	127	81721	124	81935	123
69516	232	69649	234	80200	32	81436	127	81723	120	81936	122
69520	234	69652	236	80310	31	81437	127	81724	120	81937	125
69521	181	69653	236	80315	31	81438	127	81725	124	81942	121
69524	181	69654	236	80320	31	81439	128	81730	124	81974	38
69530	181	69655	236	80325	31	81440	128	81735	124	81975	38
69536	181	69656	236	80420	34	81441	128	81739	124	81977	70
69541	183	69658	236	80421	34	81442	128	81740	124	81978	39
69543	183	69661	236	80424	34	81443	128	81741	124	81979	42
69544	183	69662	236	80425	34	81444	128	81742	124	81998	68
69552	190	69664	236	80427	35	81445	128	81743	124	81999	68
69554	181	69668	232	80600	138	81446	129	81744	124	82000	67
69555	181	69705	174	80601	138	81447	129	81745	124	82001	67
69560	181	69723	217	80603	139	81448	129	81746	125	82002	67

INDEX BY PRODUCT NUMBER

Product	Page	Product	Page	Product	Page	Product	Page	Product	Page	Product	Page
82003	70	82136	43	82213	256	82359	52	82422	58	82632	39
82004	70	82137	43	82214	256	82360	52	82423	58	82633	38
82008	67	82138	43	82215	256	82361	52	82424	58	82634	39
82013	67	82139	43	82216	257	82362	52	82425	62	82635	40
82017	67	82140	43	82217	257	82363	53	82426	62	82636	38
82026	38	82142	40	82218	257	82364	53	82427	62	82637	39
82028	39	82144	42	82219	257	82365	53	82428	62	82638	41
82030	40	82145	43	82220	257	82366	53	82446	59	82639	42
82031	40	82146	46	82221	257	82367	53	82448	59	82640	42
82032	38	82147	43	82222	257	82368	53	82456	59	82643	62
82033	38	82148	44	82223	257	82369	53	82458	60	82644	62
82034	39	82150	170	82224	257	82370	53	82472	45	82645	62
82035	40	82151	170	82225	257	82371	54	82492	259	82646	62
82036	38	82152	44	82226	257	82372	54	82493	259	82647	62
82037	38	82153	44	82228	257	82373	54	82494	259	82648	62
82038	39	82157	44	82229	257	82374	54	82495	259	82650	174
82039	40	82158	43	82234	255	82375	54	82496	259	82652	174
82040	41	82159	43	82236	255	82376	54	82521	259	82655	174
82041	42	82161	46	82292	258	82377	54	82522	259	82660	174
82042	42	82162	46	82306	43	82378	54	82523	259	82668	41
82043	40	82165	44	82307	46	82379	55	82524	259	82669	42
82044	41	82170	46	82308	70	82380	55	82525	259	82670	42
82045	42	82171	46	82311	43	82381	55	82527	259	82671	40
82046	42	82172	46	82314	44	82382	55	82528	259	82678	42
82047	41	82174	46	82320	171	82383	55	82550	104	82679	39
82048	41	82184	44	82321	67	82384	55	82552	104	82680	42
82052	67	82187	258	82322	67	82389	57	82553	104	82688	62
82053	67	82188	254	82324	257	82390	56	82554	104	82689	62
82054	67	82189	254	82325	171	82392	56	82555	104	82690	62
82055	67	82190	254	82327	46	82393	56	82556	104	82691	62
82056	67	82191	254	82330	171	82394	56	82557	104	82721	258
82057	67	82192	254	82331	172	82395	56	82559	104	82722	258
82064	70	82193	254	82332	172	82396	56	82560	104	82723	258
82065	70	82194	254	82333	172	82397	56	82561	104	82726	258
82066	70	82195	254	82334	172	82398	56	82563	104	82727	258
82067	70	82196	254	82335	172	82399	56	82564	104	82728	258
82068	70	82197	254	82336	172	82401	257	82565	104	82731	258
82069	70	82198	254	82338	171	82404	257	82567	50	82732	258
82073	70	82199	254	82339	171	82405	180	82569	50	82733	258
82107	67	82200	254	82340	43	82408	57	82571	50	82736	258
82112	44	82201	254	82341	43	82409	57	82573	50	82741	258
82113	44	82202	256	82342	43	82411	57	82575	50	82746	67
82114	44	82203	256	82343	43	82412	57	82577	50	82747	67
82115	44	82204	256	82344	43	82413	57	82579	50	82748	68
82116	44	82205	256	82345	43	82414	57	82581	50	82749	68
82117	44	82206	256	82346	43	82415	57	82583	51	82752	70
82118	45	82207	256	82348	43	82416	57	82585	51	82753	70
82119	45	82208	256	82353	43	82417	58	82587	51	82754	71
82120	45	82209	256	82355	52	82418	58	82589	51	82755	71
82121	45	82210	256	82356	52	82419	58	82591	51	82760	79
82122	46	82211	256	82357	52	82420	58	82593	51	82761	79
82135	43	82212	256	82358	52	82421	58	82631	41	82762	83

INDEX BY PRODUCT NUMBER

Product	Page	Product	Page	Product	Page	Product	Page	Product	Page	Product	Page
82763	83	82902	87	82955	109	83055	95	83168	87	83311	82
82764	83	82903	87	82957	107	83056	95	83169	87	83312	82
82765	83	82904	87	82958	87	83057	95	83172	88	83313	82
82766	83	82905	87	82959	87	83058	95	83173	88	83314	82
82767	83	82906	88	82960	109	83059	95	83174	88	83315	82
82768	83	82907	88	82961	109	83060	95	83175	88	83316	82
82769	83	82908	88	82962	109	83061	95	83180	135	83317	82
82771	72	82909	88	82963	109	83062	95	83181	135	83321	95
82772	72	82910	88	82965	110	83063	95	83183	92	83325	95
82773	73	82911	88	82966	110	83064	95	83184	92	83326	94
82774	70	82912	88	82967	111	83065	95	83185	92	83327	94
82821	75	82913	88	82968	111	83066	95	83186	92	83328	94
82822	75	82914	88	82969	87	83067	95	83187	91	83329	94
82823	75	82915	88	82970	110	83068	95	83188	91	83332	95
82824	75	82916	88	82971	110	83069	96	83189	91	83333	95
82830	113	82917	88	82972	107	83070	96	83190	91	83334	95
82831	113	82918	88	82973	87	83071	96	83191	91	83335	95
82832	113	82919	88	82974	84	83072	96	83192	91	83338	82
82833	113	82920	88	82975	110	83073	96	83193	91	83339	82
82834	113	82921	88	82979	107	83074	96	83194	91	83340	82
82835	113	82922	90	82980	108	83075	96	83195	82	83341	82
82836	113	82923	90	82981	108	83076	96	83196	82	83347	98
82837	113	82924	90	82982	108	83077	96	83197	82	83348	98
82838	113	82925	90	83003	110	83078	96	83198	82	83349	98
82839	113	82926	90	83008	110	83079	96	83199	82	83350	117
82840	107	82927	90	83010	110	83080	96	83200	135	83352	117
82841	109	82928	90	83012	110	83081	96	83202	135	83353	117
82842	109	82929	90	83013	110	83082	96	83203	135	83354	117
82843	113	82930	90	83014	110	83083	96	83204	135	83355	117
82844	113	82931	90	83015	107	83084	96	83205	135	83357	117
82845	107	82932	90	83025	115	83085	98	83206	82	83360	117
82846	107	82933	90	83030	115	83086	95	83207	82	83361	117
82850	107	82934	90	83035	115	83087	95	83208	82	83365	117
82852	109	82935	90	83036	94	83088	98	83211	143	83366	117
82854	109	82936	90	83037	94	83089	98	83212	143	83367	117
82855	107	82937	90	83038	94	83090	98	83216	143	83369	117
82856	109	82938	89	83039	94	83091	98	83218	143	83370	52
82860	107	82939	92	83040	94	83092	97	83225	143	83371	54
82864	107	82940	92	83041	94	83093	97	83234	143	83374	57
82865	107	82941	92	83042	94	83094	97	83246	143	83375	58
82890	87	82942	92	83043	94	83095	97	83248	143	83378	90
82891	87	82943	93	83044	94	83096	97	83250	116	83379	90
82892	87	82944	93	83045	94	83097	97	83252	116	83380	90
82893	87	82945	84	83046	94	83098	97	83253	116	83381	90
82894	87	82946	84	83047	94	83099	97	83255	116	83384	82
82895	87	82947	84	83048	94	83123	144	83261	143	83386	82
82896	87	82948	89	83049	94	83130	114	83268	143	83400	118
82897	87	82949	89	83050	94	83134	144	83282	143	83404	118
82898	87	82951	109	83051	94	83135	114	83300	116	83405	118
82899	87	82952	89	83052	95	83146	144	83301	116	83407	118
82900	87	82953	87	83053	95	83166	87	83302	116	83409	118
82901	87	82954	88	83054	95	83167	87	83310	82	83410	118

INDEX BY PRODUCT NUMBER

Product	Page	Product	Page	Product	Page	Product	Page	Product	Page	Product	Page
83411	118	83651	145	83789	150	84149	147	85742	67	86141	101
83412	118	83652	145	83790	150	84151	147	85748	68	86142	101
83413	118	83653	145	83791	150	84152	147	85749	68	86145	100
83416	118	83654	145	83792	150	85000	156	85815	170	86147	102
83417	118	83656	150	83795	108	85005	156	85816	170	86148	102
83418	118	83657	150	83797	108	85010	156	85820	170	86149	100
83419	118	83658	150	83798	108	85015	156	85825	170	86150	100
83440	119	83659	150	83799	108	85121	69	85830	170	86151	100
83445	119	83660	150	83800	108	85122	69	85835	170	86155	100
83446	119	83661	145	83802	146	85123	69	85840	170	86160	100
83447	119	83662	145	83803	157	85124	69	85855	170	86161	46
83448	119	83663	145	83805	108	85125	69	85895	168	86162	46
83449	119	83664	145	83816	146	85126	69	85905	169	86163	46
83450	119	83671	145	83818	146	85131	67	85910	169	86164	46
83456	119	83672	145	83824	146	85132	67	85916	243	86165	101
83457	119	83673	145	83860	146	85150	162	85918	243	86166	101
83500	148	83674	145	83861	146	85152	162	85919	243	86170	101
83505	148	83675	145	83865	146	85155	162	85940	170	86173	101
83510	148	83676	145	83877	146	85450	157	85945	170	86175	101
83515	148	83678	145	83905	149	85455	157	85950	170	86177	101
83542	144	83680	145	83906	149	85460	157	85951	170	86178	101
83543	144	83682	145	83907	149	85465	157	85955	170	86179	101
83544	144	83685	145	83908	149	85530	119	85960	170	86180	101
83581	142	83687	152	83909	149	85604	67	85961	170	86181	102
83582	142	83688	152	83910	149	85610	67	85965	170	86182	101
83583	142	83689	152	83911	149	85614	67	86010	173	86185	101
83584	142	83690	152	83912	149	85630	67	86050	180	86186	102
83585	142	83692	148	83921	148	85632	67	86055	180	86187	103
83586	142	83693	148	83922	148	85637	67	86095	172	86191	103
83587	142	83695	148	83923	148	85638	67	86096	172	86192	103
83588	142	83696	148	83948	147	85682	67	86097	172	86193	103
83591	151	83697	148	83962	147	85701	68	86100	172	86194	103
83592	151	83698	148	83968	147	85702	68	86105	172	86196	102
83593	151	83700	149	83974	147	85703	68	86106	172	86197	102
83594	151	83703	148	83975	147	85704	68	86107	172	86198	102
83595	151	83706	157	83976	147	85706	68	86110	172	86199	102
83596	151	83710	149	83978	147	85707	68	86115	172	86201	102
83597	151	83711	157	83979	147	85708	71	86120	172	86203	102
83598	151	83712	157	83981	147	85709	71	86121	172	86208	104
83599	151	83713	157	84000	118	85711	71	86122	172	86209	104
83625	142	83714	157	84005	118	85712	71	86125	172	86210	175
83626	142	83732	149	84010	118	85713	71	86126	100	86211	175
83628	142	83733	149	84025	115	85714	68	86127	100	86215	175
83630	142	83734	149	84030	115	85716	71	86128	100	86220	175
83632	142	83735	149	84048	147	85717	68	86129	100	86221	175
83633	143	83761	146	84055	32	85718	68	86130	100	86225	175
83635	142	83782	150	84082	147	85719	68	86131	100	86235	175
83642	144	83783	150	84118	147	85722	71	86132	100	86245	102
83643	144	83784	150	84124	147	85723	68	86133	104	86246	102
83644	144	83785	150	84146	147	85738	71	86135	100	86247	102
83646	144	83787	150	84147	147	85739	71	86137	100	86248	102
83649	150	83788	150	84148	147	85741	67	86140	100	86310	174

INDEX BY PRODUCT NUMBER

Product	Page	Product	Page	Product	Page	Product	Page	Product	Page	Product	Page
86315	153	86696	105	87091	132	87516	155	87954	75	88290	84
86320	153	86698	105	87092	132	87526	156	87955	75	88311	84
86335	154	86699	105	87093	132	87527	156	87960	79	88312	84
86340	154	86701	105	87094	132	87528	156	87961	79	88313	84
86345	154	86702	105	87095	132	87529	156	87962	79	88351	86
86350	154	86703	105	87110	132	87531	155	87964	61	88352	86
86355	154	86704	105	87111	132	87532	155	87965	61	88353	86
86375	153	86718	115	87112	132	87533	155	87966	61	88354	86
86385	153	86726	115	87113	132	87534	155	87967	75	88356	86
86390	153	86832	115	87114	132	87536	155	87968	75	88357	86
86395	153	86970	134	87115	132	87537	155	87969	75	88358	86
86400	153	86975	134	87116	132	87538	155	87970	75	88359	86
86420	153	86976	134	87117	132	87539	155	87971	75	88366	86
86425	153	86979	134	87118	132	87660	31	87972	75	88367	86
86435	153	86980	134	87119	132	87665	31	87973	75	88368	86
86455	153	86981	134	87120	132	87670	31	87974	75	88369	86
86520	153	86984	134	87121	132	87685	31	87978	75	88371	135
86526	153	86985	134	87204	70	87690	31	87979	75	88372	77
86535	153	86986	134	87349	72	87695	31	87980	75	88373	77
86545	154	86989	134	87351	72	87705	35	87981	75	88374	78
86590	99	86990	134	87353	72	87710	35	87982	75	88376	77
86592	99	86991	134	87355	72	87715	35	87983	75	88377	77
86593	99	86994	134	87357	72	87717	35	87984	75	88378	77
86595	99	86995	134	87359	72	87718	35	87985	75	88379	77
86596	99	86996	134	87361	72	87719	35	87989	78	88380	77
86597	99	86997	134	87363	72	87720	31	87990	78	88381	77
86598	99	86998	134	87365	72	87721	35	87991	78	88382	78
86599	99	86999	134	87367	73	87725	32	87992	78	88384	151
86600	99	87000	133	87371	73	87730	32	87993	78	88386	151
86601	99	87001	133	87373	73	87735	32	87994	78	88387	151
86603	99	87002	133	87374	73	87740	32	87995	78	88388	151
86604	99	87003	133	87378	72	87750	31	87996	78	88389	151
86614	115	87004	133	87379	72	87755	31	88008	75	88390	151
86615	156	87005	133	87380	73	87760	104	88017	75	88399	78
86618	115	87006	133	87382	72	87795	34	88068	76	88400	85
86619	115	87007	133	87383	72	87800	34	88106	81	88401	85
86620	156	87008	133	87384	72	87805	34	88107	81	88402	85
86621	99	87010	133	87385	72	87860	81	88112	60	88403	85
86624	99	87011	133	87386	72	87861	81	88133	47	88406	85
86626	115	87012	133	87388	73	87862	81	88158	47	88407	85
86632	115	87013	133	87390	73	87887	60	88164	49	88416	85
86650	105	87014	133	87398	72	87888	60	88170	85	88417	85
86652	105	87015	133	87400	73	87889	60	88177	49	88418	85
86653	105	87030	133	87401	73	87934	79	88178	47	88419	85
86655	105	87031	133	87404	73	87935	79	88182	75	88436	48
86670	106	87033	133	87407	73	87937	79	88242	85	88480	76
86672	105	87035	133	87408	73	87938	79	88250	85	88481	76
86673	105	87041	133	87409	73	87939	61	88251	85	88482	76
86675	106	87066	134	87503	155	87940	61	88260	85	88483	76
86685	106	87073	134	87505	155	87944	61	88262	85	88484	76
86690	106	87074	133	87510	155	87952	75	88269	86	88485	76
86694	105	87090	132	87515	155	87953	75	88285	84	88486	76

INDEX BY PRODUCT NUMBER

Product	Page	Product	Page	Product	Page	Product	Page	Product	Page	Product	Page
88487	76	90195	84	97530	150	505200	18	513978	159	514635	262
88488	76	90254	47	97543	150	505201	18	513979	159	514636	262
88489	76	90266	84	97710	256	510146	268	513980	159	514638	262
88490	77	90355	63	97717	256	510148	268	513987	159	514640	262
88491	76	90374	85	97723	256	510166	262	513988	158	514643	262
88492	76	90442	150	97730	256	510176	268	513989	158	514664	263
88493	76	90443	150	97737	257	510179	268	513990	158		
88494	76	90444	150	97744	257	510180	267	513991	158		
88495	77	90445	150	97751	257	510182	267	513992	158		
88496	76	90446	150	97758	257	510207	269	513993	158		
88497	76	90447	150	97768	256	510262	267	513995	158		
88498	77	90448	150	97775	256	510264	267	513997	158		
88510	47	90504	44	97783	256	510328	265	513998	158		
88512	47	93140	114	97790	256	510372	268	513999	158		
88514	47	93142	114	97797	256	510375	268	514000	158		
88521	49	93144	114	97804	256	510735	263	514003	158		
88522	49	93145	114	97811	256	510778	268	514004	158		
88523	49	93150	114	97818	256	512567	265	514006	159		
88524	49	93155	114	97825	256	512568	267	514007	158		
88525	49	93160	114	97832	257	512570	267	514008	158		
88526	49	93161	114	97839	257	512931	266	514009	159		
88527	49	93165	114	97846	257	512975	266	514010	158		
88528	49	93166	114	97853	257	513137	262	514011	158		
88530	47	93167	114	97860	257	513139	262	514012	158		
88531	48	93168	114	97867	257	513141	262	514013	158		
88532	47	93169	114	97874	257	513200	264	514015	158		
88533	48	96997	63	97881	257	513208	269	514016	158		
88534	47	96998	63	97888	257	513210	269	514019	158		
88535	47	96999	63	97902	257	513213	269	514020	159		
88650	84	97031	63	97911	257	513214	269	514021	158		
88651	84	97032	63	97912	256	513226	264	514022	158		
88652	84	97034	63	97915	257	513229	264	514023	159		
89075	135	97036	63	97916	256	513543	31	514024	158		
89148	111	97038	63	97922	257	513544	31	514026	158		
89150	111	97046	63	97923	257	513547	31	514027	158		
89151	111	97091	38	97937	257	513548	269	514030	159		
89152	111	97092	38	97938	257	513569	263	514031	159		
89158	112	97093	39	97940	257	513577	264	514032	159		
89160	112	97094	40	97941	257	513581	263	514033	159		
89161	112	97095	43	97962	257	513585	263	514034	159		
89165	112	97116	49	97964	256	513594	268	514035	159		
89166	112	97151	49	97966	256	513595	268	514509	267		
89266	84	97208	62	97967	256	513596	268	514516	267		
89267	84	97211	62	97983	50	513597	263	514534	262		
89275	84	97212	62	99577	148	513598	263	514535	262		
89277	84	97251	79	99694	148	513601	264	514536	262		
89279	84	97252	79	99751	148	513836	266	514537	262		
89282	52	97470	150	99752	148	513860	263	514621	262		
89284	45	97471	150	99851	148	513873	263	514623	262		
89431	84	97472	150	505195	18	513893	266	514626	262		
89917	84	97528	150	505197	18	513976	159	514628	262		
90011	85	97529	150	505199	18	513977	159	514630	262		

INDEX BY MODEL NUMBER

Product	Page	Product	Page	Product	Page	Product	Page
400	254	13531	21	20298	248	82854	109
401	254	13750	19	20299	248	82856	109
402	254	13751	19	20300	247	82967	111
1500	79	13752	19	20301	247	82968	111
1501	79	13753	19	20302	246	83123	144
3260	269	13754	19	20305	247	83134	144
4100	267	14000	12	20336	247	83146	144
4112	267	14001	12	20340	247	83211	143
4802	170	14002	12	20341	247	83212	143
4803	170	14003	12	20342	246	83216	143
4804	170	14004	12	20344	250	83218	143
4824	100	14005	12	20345	250	83225	143
4830	100	14006	12	20346	248	83234	143
4831	101	14007	12	20349	248	83246	143
4843	103	14008	12	20357	249	83248	143
4844	103	14009	12	20380	249	83261	143
4863	172	14010	12	20381	249	83268	143
4864	172	14011	12	20385	249	83282	143
4865	172	14012	12	20391	248	83542	144
4866	172	14013	12	20398	246	83543	144
4878	172	14014	12	20700	251	83544	144
4879	172	14015	13	40800	248	83581	142
4880	171	14016	13	44833	248	83582	142
4895	243	14017	13	44834	248	83583	142
4896	243	14018	13	48301	100	83584	142
5062	63	14019	13	48302	100	83585	142
5225	63	14021	13	58301	100	83586	142
5555	172	14022	13	58302	100	83587	142
5802	170	14023	13	80111	33	83588	142
5803	170	14024	25	80112	33	83625	142
5804	170	14025	25	81820	125	83626	142
5824	100	14026	25	81821	125	83628	142
5830	100	14027	25	81822	125	83630	142
5831	101	14028	25	81823	125	83632	142
5843	103	14029	25	81824	125	83633	143
5844	103	14030	25	81825	125	83635	142
5863	172	14031	25	81827	125	83642	144
5864	172	14032	25	82492	259	83643	144
5865	172	14033	25	82493	259	83644	144
5866	172	14108	30	82494	259	83646	144
5878	172	14109	30	82495	259	83651	145
5879	172	14111	30	82496	259	83652	145
5880	171	14112	30	82521	259	83653	145
5896	243	14147	30	82522	259	83654	145
6240	84	14550	30	82523	259	83661	145
6408	85	15004	83	82524	259	83662	145
7003	84	15014	83	82525	259	83663	145
7009	84	15024	83	82527	259	83664	145
7063	47	15114	83	82528	259	83671	145
7067	84	20181	256	82841	109	83672	145
13360	29	20184	256	82842	109	83673	145
13369	24	20297	251	82852	109	83674	145

INDEX BY MODEL NUMBER

Product	Page	Product	Page	Product	Page	Product	Page
83675	145	83922	148	88262	85	93161	114
83676	145	83923	148	88269	86	93165	114
83678	145	83948	147	88311	84	93166	114
83680	145	83962	147	88312	84	93167	114
83682	145	83968	147	88351	86	93168	114
83685	145	83974	147	88352	86	93169	114
83692	148	83975	147	88353	86	97116	49
83693	148	83976	147	88354	86	97151	49
83695	148	83978	147	88356	86	97208	62
83696	148	83979	147	88357	86	97211	62
83697	148	83981	147	88358	86	97212	62
83698	148	84048	147	88359	86	97251	79
83700	149	84082	147	88366	86	97252	79
83703	148	84118	147	88367	86	97470	150
83706	157	84124	147	88368	86	97471	150
83710	149	84146	147	88369	86	97472	150
83711	157	84147	147	88371	135	97528	150
83712	157	84148	147	88400	85	97529	150
83713	157	84149	147	88401	85	97530	150
83714	157	84151	147	88402	85	97543	150
83732	149	84152	147	88403	85	97983	50
83733	149	86187	103	88406	85	99577	148
83734	149	86208	104	88407	85	99694	148
83735	149	86209	104	88416	85	99751	148
83761	146	86590	99	88417	85	99752	148
83782	150	86592	99	88418	85	99851	148
83783	150	86593	99	88419	85	1710000	29
83784	150	86595	99	88650	84	1720000	29
83785	150	86596	99	88651	84	1870000	30
83787	150	86597	99	88652	84	6010000	29
83788	150	86598	99	89075	135	6150000	29
83789	150	86599	99	89255	84	6160000	29
83790	150	86600	99	89277	84	6170000	29
83791	150	86601	99	89279	84	6180000	29
83792	150	86603	99	89284	45	6190000	29
83802	146	86604	99	89431	84	6200000	29
83816	146	86614	115	90355	63	6300000	29
83818	146	86618	115	90442	150	6310000	29
83824	146	86619	115	90443	150	6320000	29
83860	146	86621	99	90444	150	6330000	29
83861	146	86624	99	90445	150	6340000	29
83865	146	86626	115	90446	150	6350000	264
83877	146	86632	115	90447	150	6480000	30
83905	149	86718	115	90448	150	6510000	30
83906	149	86726	115	90504	44	6530000	30
83907	149	86832	115	93140	114	6540000	30
83908	149	87717	35	93142	114	6580000	29
83909	149	87718	35	93144	114	101820011	33
83910	149	87719	35	93145	114	101820021	33
83911	149	87721	35	93150	114	105050022	32
83912	149	88250	85	93155	114	105050031	32
83921	148	88251	85	93160	114	105050041	32

INDEX BY MODEL NUMBER

Product	Page	Product	Page	Product	Page	Product	Page
105050051	32	107290112	22	107900031	24	2018ASRG4	256
106000021	28	107290122	22	107900041	24	2018BD11	256
106000031	28	107350911	14	107900051	24	2018BDI4	256
106600031	119	107350921	14	107940711	24	2018BM1	256
107050011	16	107350931	14	107940721	24	2018BM4	256
107050021	16	107350941	14	107940731	24	2018BRW1	256
107050031	16	107350951	14	107940741	24	2018BRW4	256
107050041	16	107370911	14	107950011	15	2018CRH1	256
107050051	16	107370921	14	107950021	15	2018CRH4	256
107050111	16	107370931	14	107950031	15	2018CRN1	256
107050121	16	107370941	14	107950041	15	2018CRN4	256
107050131	16	107370951	14	107950051	15	2018CRW1	256
107050141	16	107640021	27	107950911	15	2018CRW4	256
107050151	16	107640411	27	107950921	15	2018CRY1	256
107100011	15	107640421	27	127130811	20	2018CRY4	256
107100021	15	107640431	27	127130821	20	2018ELB1	256
107100031	15	107640441	27	127130831	20	2018ELB4	257
107100041	15	107640451	27	127130841	20	2018ELD1	257
107100051	15	107650011	27	127130851	20	2018ELD4	257
107110111	17	107650021	27	100-EZ	254	2018ELM1	257
107110121	17	107650031	27	101-EZ	254	2018ELM4	257
107110131	17	107650041	27	102-EZ	254	2018ELS1	257
107110141	17	107650051	27	103-EZ	254	2018ELS4	257
107130621	20	107700011	26	105-EZ	254	2018ELU1	257
107130631	20	107700021	26	105-K	254	2018ELU4	257
107130641	20	107700031	26	106-EZ	254	2018GRH1	257
107130651	20	107700041	26	107-EZ	254	2018GRH4	257
107140121	21	107700051	26	10810K111	28	2018GRM4	257
107140131	21	107700411	26	10810K121	28	2018GRP1	257
107140611	21	107700421	26	10810K131	28	2018GRP4	257
107140621	21	107700431	26	10810K151	28	2018KOB1	257
107140631	21	107700441	26	15003HA	83	2018KOC1	257
107140641	21	107700451	26	15013HA	83	2018KOC4	257
107190115	18	107710511	23	15023HA	83	2018KOG1	257
107190122	18	107710521	23	15113HA	83	2018KOG4	257
107190212	18	107710531	23	2010W-L	268	2018KOH1	257
107190222	18	107710811	23	2010W-XL	268	2018KOH4	257
107190232	18	107710821	23	20184F	258	2018KOK1	257
107190266	18	107710831	23	2018ASC1	256	2018KOK4	257
107240111	22	107710841	23	2018ASC4	256	2018KONG1	257
107240121	22	107710851	23	2018ASD1	256	2018KONG4	257
107240131	22	107730311	23	2018ASD4	256	2018KOP1	257
107240611	21	107730321	23	2018ASL1	256	2018KOP4	257
107240621	21	107730331	23	2018ASL4	256	2018KOS1	257
107250911	19	107730341	23	2018ASM1	256	2018KOS4	257
107250921	19	107730351	23	2018ASM4	256	2018MAN1	257
107250931	19	107750911	26	2018ASOL	256	2018MAN4	257
107250941	19	107750921	26	2018ASOL4	256	2018SLSS3003	257
107250951	19	107750931	26	2018ASP4	256	2018SLSS30034	257
107270011	14	107750941	26	2018ASR1	256	2018TOL1	257
107270021	14	107900011	24	2018ASR4	256	2018TOL4	257
107270031	14	107900021	24	2018ASRG1	256	2018ZNNZ1	257

INDEX BY MODEL NUMBER

Product	Page	Product	Page	Product	Page	Product	Page
2018ZNNZ4	257	5824A	101	AB3	123	AB9705HA	75
203A04	84	5824KO	100	AB31	121	AB9705HACP	75
225X-2	262	5830A	101	AB3118	121	AB9711	75
2800-L	268	5830A2	101	AB318	123	AB9711CP	75
2800-XL	268	5830AS2	101	AB34	121	AB9711HA	75
2815-L	267	5830ASTF	101	AB3418	121	AB9711HACP	75
2815-XL	267	5830KO	100	AB4	123	AB9722	75
36W	255	5830TFK	100	AB41	121	AB9722CP	75
42W	255	5831A	102	AB418	123	AB9738	75
4803S	170	5831M	102	AB5	123	AB9738CP	75
4804S	170	5831MKO	102	AB518	125	AB9800	76
4820G	180	5840B2	170	AB9000A	75	AB9800CP	76
4824A	101	5840S2	170	AB9200	78	AB9801	76
4824KO	100	5840S3	170	AB9200CP	78	AB9801CP	76
4830A	101	5841A4	169	AB9200D	78	AB9802	76
4830A2	101	5845P	102	AB9200HA	77	AB9802CP	76
4830AS2	101	5845S	102	AB9200HACP	77	AB9811	76
4830ASTF	101	5846S	102	AB9201	78	AB9811CP	76
4830ATF	101	6110-L	268	AB9201CP	78	AB9900	76
4830KO	100	6110-XL	268	AB9201HA	77	AB9900CP	76
4830LP	100	6401A	85	AB9201HACP	77	AB9900HACP	77
4830LPK	100	6404AVEID	85	AB9202	78	AB9901	76
4830TFK	100	6404AVEIDR	85	AB9202CP	78	AB9901CP	76
4831A	102	7003A	84	AB9202HA	77	AB9902	76
4831M	102	903P	63	AB9202HACP	77	AB9902CP	76
4831MKO	102	9680-L	267	AB9211	78	AB9902HACP	77
4840B2	170	9680-XL	267	AB9211CP	78	AB9911	76
4840B4	170	99-EZ	254	AB9211HA	77	AB9911CP	76
4840PS2	170	AB1	123	AB9211HACP	77	AB9911HACP	77
4840S2	170	AB118	123	AB9222	78	ABA032	165
4840S3	170	AB1200	90	AB9238	78	ABA042	165
4841A4	169	AB1200CP	90	AB9300	79	ABA044	165
4841B	168	AB1200HA	90	AB9300HA	79	ABA102	238
4845P	102	AB1200HACP	90	AB9301	79	ABA103	238
4845PKO	102	AB1201	90	AB9301HA	79	ABA107	238
4845S	102	AB1201CP	90	AB9302	79	ABA108	238
4845SKO	102	AB1201HA	90	AB9302HA	79	ABA1101	205
4846S	102	AB1201HACP	90	AB9302HACP	79	ABA1101CT	205
4863K	172	AB1202	90	AB9700	75	ABA1106	205
4863PK	172	AB1202CP	90	AB9700CP	75	ABA1125	209
4864K	172	AB1202HA	90	AB9700HA	75	ABA1130	209
4864PK	172	AB1202HACP	90	AB9700HACP	75	ABA120	238
4870K	174	AB1205	90	AB9701	75	ABA1200CS	205
4871K	174	AB1205CP	90	AB9701CP	75	ABA1200CSCT	205
4872K	174	AB1205HA	90	AB9701HA	75	ABA1204A	233
4878B	172	AB1205HACP	90	AB9701HACP	75	ABA1204P	233
4WKEY	265	AB1211	90	AB9702	75	ABA1208A	233
5817 P1-1/2	156	AB1211CP	90	AB9702CP	75	ABA1208P	233
5817 P2	156	AB1211HA	90	AB9702HA	75	ABA1210CS	205
5817 P3	156	AB1211HACP	90	AB9702HACP	75	ABA1210CSCT	205
5817 P4	156	AB2	123	AB9705	75	ABA1230S	209
5820G	180	AB218	123	AB9705CP	75	ABA1236CS	209

INDEX BY MODEL NUMBER

Product	Page	Product	Page	Product	Page	Product	Page
ABA1260CS	206	ABA1435717GA	227	ABA14849VB	218	ABA1599VB	235
ABA1260CSCT	206	ABA1435717GACLSHF	226	ABA14840RB	218	ABA1599W	235
ABA1263S	207	ABA14357CLSHP	226	ABA1484SN	218	ABA1605	235
ABA1263SCT	207	ABA14358	227	ABA1484VB	218	ABA1605Z0	235
ABA1280S	210	ABA1435817CLSHP	226	ABA1485	219	ABA1615	209
ABA1284ORBCS	210	ABA1435817GA	227	ABA14859	219	ABA1617	209
ABA1284SNCS	210	ABA14359	224	ABA14899ORB	219	ABA1619CB	209
ABA1284VBCS	210	ABA1435917GAC	224	ABA14899SN	219	ABA1619MB	209
ABA1285CS	211	ABA1440	224	ABA14899VB	219	ABA1619ORB	209
ABA1289ORBCS	211	ABA144017GA	224	ABA1489ORB	219	ABA1619SN	209
ABA1289SNCS	211	ABA14407	227	ABA1489SN	219	ABA1619VB	209
ABA1289VBCS	211	ABA1440717CLSHP	226	ABA1489VB	219	ABA1620	213
ABA130	238	ABA1440717GA	227	ABA1490	218	ABA1624ORB	213
ABA1305	206	ABA14407CLSHP	226	ABA1495	219	ABA1624SN	213
ABA1305CT	206	ABA14408	227	ABA1495Z	219	ABA1624VB	213
ABA1305Z	206	ABA1440817CLSHP	226	ABA1501	218	ABA1625	215
ABA1305ZCT	206	ABA1440817GA	227	ABA1501Z	218	ABA1630	209
ABA1310	207	ABA14409	224	ABA1506	219	ABA1634ORB	209
ABA1310CT	207	ABA1440917GA	224	ABA1506Z	219	ABA1634SN	209
ABA1310TKZ	208	ABA14455	228	ABA1508A	233	ABA1634VB	209
ABA1310Z	207	ABA1445517GA	228	ABA1508P	233	ABA16356899	213
ABA1310ZCT	207	ABA14459	225	ABA1512ORB	219	ABA16396899ORB	213
ABA1330	210	ABA1445917GA	225	ABA1512SN	219	ABA16396899SN	213
ABA1335	211	ABA14461CS	225	ABA1512VB	219	ABA16396899VB	213
ABA1335TK	212	ABA14461CS17GA	225	ABA1513	233	ABA1640	215
ABA1335ZCT	211	ABA14463	225	ABA1514	233	ABA1645	239
ABA1421717GACS	227	ABA1446317GA	225	ABA1520CS	209	ABA1646	239
ABA14217CS	227	ABA14465	228	ABA1524ORBCS	209	ABA1648	235
ABA14217CS17CLSHP	226	ABA1446517GA	228	ABA1524SNCS	209	ABA1650	235
ABA14217CSCLSHP	226	ABA14469	225	ABA1524VBCS	209	ABA1652SN	235
ABA1421817GACS	227	ABA1446917GA	225	ABA1525S	213	ABA1652VB	235
ABA14218CS	227	ABA1447117GACS	225	ABA1529ORBS	213	ABA1655	239
ABA14218CS17CLSHP	226	ABA14471CS	225	ABA1529SNS	213	ABA1656	239
ABA14219CS	224	ABA14473	225	ABA1529VBS	213	ABA1658	214
ABA14219CS17GA	224	ABA1447317GA	225	ABA1555	213	ABA1658CARD	214
ABA1421CS	224	ABA14476	229	ABA1560	215	ABA1658L	214
ABA1421CS17GA	224	ABA14482	231	ABA1575	215	ABA1660CARD	214
ABA143017GA	224	ABA1450617GAHF	223	ABA1580CS	215	ABA1662ORB	214
ABA14307	227	ABA14506HF	223	ABA1580CSS	235	ABA1662ORBCARD	214
ABA1430717GA	227	ABA1450817GAHF	223	ABA1582CS	235	ABA1662PNCARD	214
ABA14308	227	ABA1451117GASHF	223	ABA1584ORBCS	235	ABA1662SN	214
ABA1430817GA	227	ABA14511SHF	223	ABA1584SNCS	235	ABA1662SNCARD	214
ABA1430917GAG	224	ABA1451517GASHF	223	ABA1584VBCS	235	ABA1662VB	214
ABA14309G	224	ABA1451817GAHF	223	ABA1584WCS	235	ABA1662VBCARD	214
ABA1430G	224	ABA14518HF	223	ABA1590	235	ABA1662WCARD	214
ABA1430GC	224	ABA1452117GAHF	223	ABA1595	235	ABA1673	214
ABA1434ORB	224	ABA1470CS	218	ABA1595P	235	ABA1673CARD	214
ABA1434SN	224	ABA1475CS	219	ABA1597	235	ABA1675	239
ABA1434VB	224	ABA1480	218	ABA1599ORB	235	ABA1676	239
ABA1435	224	ABA14809	218	ABA1599SC	235	ABA1678ORBCARD	214
ABA143517GA	224	ABA14849ORB	218	ABA1599SN	235	ABA1678SNCARD	214
ABA14357	227	ABA14849SN	218	ABA1599SP	235	ABA1678VBCARD	214

Product	Page	Product	Page	Product	Page	Product	Page
ABA168	232	ABA18426865516	239	ABA2218RIMHF	202	ABA2228RIFLEX145CBHF	198
ABA1680	235	ABA1843	239	ABA2218RIZHF	202	ABA2228RIFLEX145HF	197
ABA168H	232	ABA1844	239	ABA2218TKHF	203	ABA2228RIFLEX145MBHF	198
ABA1695	239	ABA1845	239	ABA2218TKPZHF	203	ABA2228RIFLEX145SNHF	197
ABA1696	239	ABA1848	239	ABA2218ZHF	200	ABA2228RIFLEX145VBHF	198
ABA1700	214	ABA1920	237	ABA222	240	ABA2228RIFLEX14CBHF	198
ABA1700CARD	214	ABA1930	237	ABA2221CBHF	199	ABA2228RIFLEX14HF	197
ABA1720	229	ABA1935	237	ABA2221CBTKHF	203	ABA2228RIFLEX14MBHF	198
ABA1720CARD	229	ABA1945	237	ABA2221MBHF	199	ABA2228RIFLEX14SNHF	197
ABA1720G	229	ABA1960	237	ABA2221MBTKHF	203	ABA2228RIFLEX14VBHF	198
ABA1720T	229	ABA200A	241	ABA2221ORBHF	199	ABA2228RIFLEX155HF	197
ABA1722	229	ABA200CA	241	ABA2221ORBRIHF	202	ABA2228RIFLEX155MBHF	198
ABA1722CARD	229	ABA200CP	241	ABA2221ORBTkHF	203	ABA2228RIFLEX155SNHF	197
ABA1723ORB	229	ABA200P	241	ABA2221SNHF	199	ABA2228RIFLEX155VBHF	198
ABA1723ORBCARD	229	ABA201	240	ABA2221SNRIHF	202	ABA2228RIFLEX15CBHF	198
ABA1723PNCARD	229	ABA202	240	ABA2221SNTKHF	203	ABA2228RIFLEX15HF	197
ABA1723SN	229	ABA203	240	ABA2221VBHF	199	ABA2228RIFLEX15MBHF	198
ABA1723SNCARD	229	ABA204	240	ABA2221VBTKHF	203	ABA2228RIFLEX15SNHF	197
ABA1723VB	229	ABA205	240	ABA2221WHF	199	ABA2228RIFLEX15VBHF	198
ABA1723VBCARD	229	ABA206	240	ABA2222CBHF	200	ABA2228RIFLEX16CBHF	198
ABA1728	237	ABA207	240	ABA2222MBHF	200	ABA2228RIFLEX16HF	197
ABA1728S	237	ABA208	240	ABA2222ORBHF	200	ABA2228RIFLEX16MBHF	198
ABA1733	237	ABA215	240	ABA2222ORBRIHF	202	ABA2228RIFLEX16SNHF	197
ABA1733S	237	ABA21514	240	ABA2222OWHF	200	ABA2228RIFLEX16VBHF	198
ABA1736	237	ABA216	240	ABA2222SNHF	200	ABA2228RIFLEX55CBHF	198
ABA1736S	237	ABA21614	240	ABA2222SNRIHF	202	ABA2228RIHF	201
ABA1738SN	237	ABA217	240	ABA2222VBHF	200	ABA2234CSHF	199
ABA1738SNS	237	ABA21714	240	ABA2222WRIHF	202	ABA2235CSHF	200
ABA1739	237	ABA218	240	ABA2222WTKHF	203	ABA2235TKHF	203
ABA1745	239	ABA21814	240	ABA2225FLEX	196	ABA2238ORBCHSF	199
ABA1746	239	ABA219	240	ABA2225HF	198	ABA2238SNCHSF	199
ABA1748	237	ABA21914	240	ABA2226FLEX24HF	196	ABA2238VBCSHF	199
ABA1748S	237	ABA220	240	ABA2226FLEXHF	196	ABA2239ORBCHSF	200
ABA1749SN	237	ABA2200HF	199	ABA2226HF	198	ABA2239SNCHSF	200
ABA1749SNS	237	ABA22014	240	ABA2227CSHF	201	ABA2239VBCSHF	200
ABA175	240	ABA2201HF	200	ABA2227DD	233	ABA2242CSHF	198
ABA1755	239	ABA221	240	ABA2227FLEX145HF	197	ABA2242FLEXCS	196
ABA1756	239	ABA2210HF	198	ABA2227FLEX14HF	197	ABA2243CSHF	198
ABA176	240	ABA22114	240	ABA2227FLEX155HF	197	ABA2243FLEX24CSHF	196
ABA177	240	ABA2211HF	198	ABA2227FLEX15HF	197	ABA2243FLEXCHSF	196
ABA1775	239	ABA2217HF	199	ABA2227FLEX16HF	197	ABA2250HF	199
ABA1776	239	ABA2217MHF	199	ABA2227HF	201	ABA2250TKHF	203
ABA178	240	ABA2217PZHF	199	ABA2227RIFLEX16HF	197	ABA2250TKZHF	203
ABA1787	215	ABA2217RIHF	202	ABA2227RIHF	201	ABA2250ZHF	199
ABA179	240	ABA2217RIPZHF	202	ABA2228CSHF	201	ABA2251HF	200
ABA180	240	ABA2217ZHF	199	ABA2228DD	233	ABA2251RIZHF	202
ABA181	240	ABA22181RICOSHF	202	ABA2228FLEX145HF	197	ABA2251ZHF	200
ABA182	240	ABA22181RICOthf	202	ABA2228FLEX14HF	197	ABA2258HF	198
ABA1840	239	ABA2218HF	200	ABA2228FLEX155HF	197	ABA2259FLEX24HF	196
ABA1841	239	ABA2218MHF	200	ABA2228FLEX15HF	197	ABA2259FLEXHF	196
ABA18416865516	239	ABA2218PZHF	200	ABA2228FLEX16HF	197	ABA2259HF	198
ABA1842	239	ABA2218RIHF	202	ABA2228HF	201	ABA2259RIFLEX24HF	196

INDEX BY MODEL NUMBER

Product	Page	Product	Page	Product	Page	Product	Page
ABA2259RIFLEXHF	196	ABA239CS	241	ABA3052CA	242	ABA3520	180
ABA2282HF	201	ABA240	241	ABA3052CAI	242	ABA3521	180
ABA2283HF	201	ABA2400	181	ABA3052CP	242	ABA353	166
ABA2298CSHF	201	ABA240CS	241	ABA3052CPI	242	ABA3601	195
ABA2299CSHF	201	ABA241	241	ABA3052RA	243	ABA3900	195
ABA2340HF	236	ABA241CS	241	ABA3052RP	243	ABA3901	195
ABA2342BIHF	236	ABA242	241	ABA3053CA	242	ABA3931	238
ABA2342ORBHF	236	ABA242CS	241	ABA3053CAI	242	ABA3933	238
ABA2342PBHF	236	ABA243	241	ABA3053CP	242	ABA400A	241
ABA2342PNHF	236	ABA244	241	ABA3053CPI	242	ABA400CA	241
ABA2342SCHF	236	ABA2450	232	ABA3053RA	243	ABA400CP	241
ABA2342SNHF	236	ABA2450CARD	232	ABA3053RP	243	ABA400P	241
ABA2342SPHF	236	ABA2451	232	ABA3054CA	242	ABA4018HF	220
ABA2342VBHF	236	ABA2451CARD	232	ABA3054CAI	242	ABA402	167
ABA2342WHF	236	ABA2452	232	ABA3054CP	242	ABA4021ORBHF	220
ABA2344	233	ABA2452CARD	232	ABA3054CPI	242	ABA4021SNHF	220
ABA2345	233	ABA2462	171	ABA3054RA	243	ABA4021VBHF	220
ABA235	241	ABA2463	171	ABA3054RP	243	ABA4026HF	220
ABA2350HF	232	ABA2464	171	ABA3055CA	242	ABA4029ORBHF	220
ABA2352	202	ABA2465	171	ABA3055CAI	242	ABA4029SNHF	220
ABA2353	202	ABA248	231	ABA3055CP	242	ABA4029VBHF	220
ABA2356	233	ABA253	231	ABA3055CPI	242	ABA403	167
ABA2359	233	ABA253L	231	ABA3055RA	243	ABA4034CSHF	220
ABA235CS	241	ABA254	231	ABA3055RP	243	ABA404	167
ABA236	241	ABA254L	231	ABA3056CA	242	ABA4041HF	220
ABA2361	233	ABA2550	236	ABA3056CAI	242	ABA4051HF	220
ABA2362	233	ABA2551	236	ABA3056CP	242	ABA4057HF	220
ABA2365CSHF	204	ABA2552	236	ABA3056CPI	242	ABA41018	231
ABA2366ORBCHSF	204	ABA2553	236	ABA3056RA	243	ABA4101820	231
ABA2366PBCSHF	204	ABA281	231	ABA3056RP	243	ABA4136	222
ABA2366SNCHSF	204	ABA281CLC	231	ABA3100	189	ABA41369	222
ABA2366VBCSHF	204	ABA281L	231	ABA3101	189	ABA4146	221
ABA2366WCSHF	204	ABA281LCLC	231	ABA312	166	ABA4151	222
ABA236CS	241	ABA282	231	ABA313	166	ABA41519	222
ABA237	241	ABA282CLC	231	ABA3200	180	ABA41549CS	222
ABA2371HF	204	ABA282L	231	ABA3201	180	ABA4154S	222
ABA2377HF	204	ABA282LCLC	231	ABA3202	180	ABA4155	222
ABA2378BIHF	204	ABA285	232	ABA3203	180	ABA41559	222
ABA2378CBHF	204	ABA300A	241	ABA3221A	238	ABA4161	221
ABA2378MBHF	204	ABA300CA	241	ABA3221B	238	ABA41619	221
ABA2378ORBHF	204	ABA300CP	241	ABA3400	180	ABA41649CS	221
ABA2378PBHF	204	ABA300P	241	ABA3401	180	ABA4164CS	221
ABA2378PNHF	204	ABA302	166	ABA3408	180	ABA4165	221
ABA2378SCHF	204	ABA303	166	ABA3409	180	ABA41659	221
ABA2378SNHF	204	ABA303PO	166	ABA34490	182	ABA41857	232
ABA2378SPHF	204	ABA304	166	ABA34490SNAP	182	ABA41857XL	232
ABA2378VBHF	204	ABA3051CA	242	ABA34500	182	ABA4227	232
ABA2378WHF	204	ABA3051CAI	242	ABA34500SNAP	182	ABA4230	232
ABA237CS	241	ABA3051CP	242	ABA3460053C	231	ABA432	167
ABA238	241	ABA3051CPI	242	ABA3465	182	ABA434	167
ABA238CS	241	ABA3051RA	243	ABA3469	182	ABA44000	182
ABA239	241	ABA3051RP	243	ABA352	166	ABA44000ORB	182

INDEX BY MODEL NUMBER

Product	Page	Product	Page	Product	Page	Product	Page
ABA44000SN	182	ABA44701SNAP	183	ABA520872121	194	ABA6773	163
ABA44000VB	182	ABA44701SQ	184	ABA5225	193	ABA6776	163
ABA44010	182	ABA44701SQSNAP	184	ABA553	164	ABA6805	234
ABA44010CB	182	ABA44701SQSNAPB	188	ABA554	164	ABA6810	234
ABA44010MB	182	ABA44703	185	ABA564	164	ABA6812	234
ABA44010ORB	182	ABA44703BB	187	ABA573	165	ABA6820	234
ABA44010SN	182	ABA44703BBORB	187	ABA574	165	ABA682088	234
ABA44010VB	182	ABA44703BBSN	187	ABA583	165	ABA6822	234
ABA44020	185	ABA44703BBSQ	188	ABA586	165	ABA6824ORB	234
ABA44020CB	185	ABA44703BBSQORB	188	ABA602	165	ABA6824ORB88	234
ABA44020MB	185	ABA44703BBSQSN	188	ABA603	165	ABA6824SN	234
ABA44020ORB	185	ABA44703BBSQVB	188	ABA604	165	ABA6824SN88	234
ABA44020SN	185	ABA44703BBVB	187	ABA6320	191	ABA6824SP	234
ABA44020VB	185	ABA44703ORB	185	ABA634	165	ABA6824VB	234
ABA44030	184	ABA44703SN	185	ABA6410	189	ABA6824VB88	234
ABA44030ORB	184	ABA44703SQ	186	ABA6415	189	ABA6824W	234
ABA44030SN	184	ABA44703SQORB	186	ABA6420	189	ABA6828	180
ABA44030VB	184	ABA44703SQSN	186	ABA6425	189	ABA6830	234
ABA44040	186	ABA44703SQVB	186	ABA6430	189	ABA6832	234
ABA440400CB	186	ABA44703VB	185	ABA6435	189	ABA6834ORB	234
ABA440400MB	186	ABA447701LB	188	ABA6500	180	ABA6834PN	234
ABA44040ORB	186	ABA44SWRADP	178	ABA6508	180	ABA6834SC	234
ABA44040SN	186	ABA450	243	ABA652	216	ABA6834SN	234
ABA44040VB	186	ABA451	243	ABA6520	180	ABA6834SP	234
ABA44050	184	ABA457	243	ABA652NT	216	ABA6834VB	234
ABA44050ORB	184	ABA459	243	ABA6600	190	ABA6834W	234
ABA44050SN	184	ABA480	167	ABA6605	190	ABA6834WI	234
ABA44050VB	184	ABA489	167	ABA6610	190	ABA6835	236
ABA44601	183	ABA5000	192	ABA6615	190	ABA6841BI	236
ABA44601CR	183	ABA5008	192	ABA6620	190	ABA6841ORB	236
ABA44601SNAP	183	ABA502	166	ABA6622	190	ABA6841PN	236
ABA44601SQ	184	ABA5020	192	ABA66SWRADP	178	ABA6841SC	236
ABA44601SQSNAP	188	ABA503	166	ABA6712	162	ABA6841SN	236
ABA44601SQSNAP	184	ABA504	166	ABA6715	162	ABA6841VB	236
ABA44603	185	ABA5040	192	ABA6718	162	ABA6841W	236
ABA44603BB	187	ABA5045	192	ABA6724	162	ABA6845	236
ABA44603BBORB	187	ABA5065	192	ABA6725	162	ABA6847	236
ABA44603BBSN	187	ABA5070	192	ABA6727	162	ABA6849BI	236
ABA44603BBSQ	188	ABA5073	192	ABA6729	162	ABA6849ORB	236
ABA44603BBSQORB	188	ABA5074	192	ABA6731	162	ABA6849PN	236
ABA44603BBSQSN	188	ABA5080	192	ABA6731M	162	ABA6849SC	236
ABA44603BBSQVB	188	ABA5085	192	ABA6733	162	ABA6849SN	236
ABA44603BBVB	187	ABA5090	192	ABA6734	163	ABA6849SP	236
ABA44603ORB	185	ABA512	166	ABA6735	163	ABA6849VB	236
ABA44603SN	185	ABA5145	164	ABA6737	163	ABA6850	232
ABA44603SQ	186	ABA5149ORB	164	ABA6739	163	ABA6854	232
ABA44603SQORB	186	ABA5149SN	164	ABA6741	163	ABA6855	232
ABA44603SQSN	186	ABA52007212	193	ABA6743	163	ABA6859	232
ABA44603SQVB	186	ABA520072121	194	ABA6744	163	ABA6861	191
ABA44603VB	185	ABA52047212	193	ABA6745	163	ABA6893	235
ABA44701	183	ABA520472121	194	ABA6748	162	ABA6899	234
ABA44701CR	183	ABA52087212	193	ABA6749	162	ABA6901	234

INDEX BY MODEL NUMBER

Product	Page	Product	Page	Product	Page	Product	Page
ABA6903	234	ABA7240	191	ABA8592	174	ABA951RICT	208
ABA6910	192	ABA7242	191	ABA8593	174	ABA951RIPZCT	208
ABA6916	230	ABA730	217	ABA8595	168	ABA951TK	208
ABA6916M	230	ABA730NT	217	ABA8600	168	ABA951TKPZ	208
ABA6918	202	ABA740	217	ABA8610	168	ABA955ORB	206
ABA6918M	202	ABA740NT	217	ABA8612	166	ABA955ORBCT	206
ABA6919	230	ABA750	217	ABA8620	168	ABA955SN	206
ABA6960	232	ABA750NT	217	ABA8630	168	ABA955SNCT	206
ABA700	217	ABA770	217	ABA8637	168	ABA955VB	206
ABA7005	181	ABA773ORB	217	ABA8640	168	ABA955VBCT	206
ABA7006	181	ABA773SN	217	ABA8810	174	ABA955W	206
ABA700NT	217	ABA773VB	217	ABA8811	174	ABA955WCT	206
ABA710	217	ABA773W	217	ABA8812	174	ABA956	207
ABA7101CARD	181	ABA801	207	ABA8825	168	ABA956CM	207
ABA7101ORBCARD	181	ABA807	207	ABA8827	191	ABA956CT	207
ABA7101SNCARD	181	ABA808	207	ABA8827ORB	191	ABA956PZ	207
ABA7101VBCARD	181	ABA809	207	ABA8880	173	ABA956PZCT	207
ABA7102CARD	183	ABA8135	168	ABA8884	173	ABA956RICM	206
ABA7102ORBCARD	183	ABA8165	169	ABA88SWRADP	178	ABA956RICT	208
ABA7102SNCARD	183	ABA8175	170	ABA8AAVCOL	178	ABA956RIPZCT	208
ABA7102VBCARD	183	ABA8176	170	ABA8ICLIDB	178	ABA960ORB	207
ABA7103	181	ABA8190	168	ABA8ICLIDCOLB	178	ABA960ORBCT	207
ABA7103CARD	181	ABA8195	168	ABA8ICLIDCOLG	178	ABA960SN	207
ABA710NT	217	ABA8205	169	ABA8ICLIDCOLR	178	ABA960SNCT	207
ABA7135CARD	190	ABA8225	168	ABA8ICLIDG	178	ABA960VB	207
ABA7137ORBCARD	190	ABA8235	169	ABA8ICLIDR	178	ABA960VBCT	207
ABA7137SNCARD	190	ABA82505	169	ABA901	212	ABA960W	207
ABA720	217	ABA8255	169	ABA902	212	ABA960WCT	207
ABA7200	181	ABA82555	169	ABA906	205	ABA965031	216
ABA7200CARD	181	ABA851	211	ABA906CT	205	ABA965032	216
ABA7205ORBCARD	181	ABA8510	171	ABA910ORB	205	ABA965033HF	215
ABA7205SNCARD	181	ABA8545	104	ABA910ORBCT	205	ABA96504CB1	216
ABA7205VBCARD	181	ABA8546	104	ABA910SN	205	ABA96504CB3HF	215
ABA720NT	217	ABA8548	104	ABA910SNCT	205	ABA96504MB1	216
ABA7210	181	ABA8549	104	ABA910VB	205	ABA96504MB3HF	215
ABA7210CARD	181	ABA8560	174	ABA910VBCT	205	ABA96504ORB1	216
ABA72121CARD	188	ABA8561	174	ABA910W	205	ABA96504ORB2	216
ABA7212CARD	187	ABA8562	174	ABA911	205	ABA96504ORB3HF	215
ABA72132ORBCARD	188	ABA8563	174	ABA911CT	205	ABA96504SN1	216
ABA72132SNCARD	188	ABA8564	174	ABA915ORB	205	ABA96504SN2	216
ABA72132VBCARD	188	ABA8565	174	ABA915ORBCT	205	ABA96504SN3HF	215
ABA7213ORBCARD	187	ABA8575	174	ABA915SN	205	ABA96504VB1	216
ABA7213PNCARD	187	ABA8576	174	ABA915SNCT	205	ABA96504VB2	216
ABA7213SNCARD	187	ABA8579	174	ABA915VB	205	ABA96504VB3HF	215
ABA7213VBCARD	187	ABA8580	174	ABA915VBCT	205	ABA96504W1	216
ABA7215	181	ABA8583	174	ABA915W	205	ABA96504W3	215
ABA7216	181	ABA8584	174	ABA926	209	ABA965071	216
ABA7218	181	ABA8587	174	ABA931	209	ABA965072	216
ABA7226	181	ABA8588	174	ABA951	206	ABA965073HF	215
ABA7232	191	ABA8589	174	ABA951CT	206	ABA971	210
ABA7233	191	ABA859	211	ABA951PZ	206	ABA971CT	210
ABA7234	191	ABA8591	174	ABA951PZCT	206	ABA971PZ	210

Product	Page	Product	Page	Product	Page	Product	Page
ABA971PZCT	210	ABAML6FCPSDR	179	AHP2628NH	133	BTRC	63
ABA971RIPZCT	212	ABAMLF4	176	AHP2830	133	BWV3A	175
ABA971RIT	212	ABAMLSF334A	179	AHP2830C	133	BWV3P	175
ABA975ORB	210	ABAMLSF334P	179	AHP3032	133	BWV3PAS	175
ABA975SN	210	ABAMLSF3TG	179	AHP3032C	133	BWV4A	175
ABA975VB	210	ABAMLSF446A	179	AHP3032NH	133	BWV4P	175
ABA976	211	ABAMLSF446P	179	AHP3234	133	BWV4PAS	175
ABA976CT	211	ABAMLSF4TG	179	AHP3234C	133	BWV6P	175
ABA976PZ	211	ABAMLSF668A	179	AS1200	91	C601	110
ABA976PZCT	211	ABAMLSF668P	179	AS1201	91	C612	110
ABA976RICT	212	ABAMLSF6TG	179	AS1202	91	C614	110
ABA976RIZT	212	ABAPA3CASS1NC	177	AS1211	91	C615	110
ABA976TK	212	ABAPA3CASS1NO	177	ASDW1200	82	C620	110
ABA976TKP	212	ABAPA3SFGATE	179	ASDW1200HA	82	C634	110
ABA980ORB	211	ABAPA3SFSG	179	ASDW1201	82	CB41	121
ABA980SN	211	ABAPA4963G	176	ASDW1201HA	82	CC61234	107
ABA980VB	211	ABAPA4963LCO	176	ASDW1202	82	CH1234	107
ABA9924	162	ABAPA4963RK	176	ASDW1202HA	82	CH34114	107
ABAB1238BW	262	ABAPA4CASS1NC	177	ASDW1205	82	CI31234	107
ABAB1240BBW	262	ABAPA4CASS1NO	177	ASDW1205HA	82	CI41234	107
ABAKCOB2	239	ABAPA4FREXT	176	ASDW1211	82	CI341234	107
ABAKCOB3	239	ABAPA4FRFULL	176	ASDW1211HA	82	CL5012DP	268
ABAML3BDY1A	177	ABAPA4FRINT	176	B	38	CN200	63
ABAML3BDY1P	177	ABAPA4SFGATE	179	B150	38	CO 302C	153
ABAML3BLG	178	ABAPA4SFSG	179	B200	38	CO 402	153
ABAML3TEPP	178	ABAPA6SFGATE	179	B200C	38	CO 402C	153
ABAML3TEPPA	178	ABAPA6SFSG	179	B200X	38	CS 202	153
ABAML3TTA	178	ABAPAPE2013LID	176	BB200TS	38	CS 302	153
ABAML3TTG	178	ABAPE2013	176	BBE200TS	38	CS4	104
ABAML3TTP	178	ABATERMEX3SFA	178	BBE200TSGF	38	CST-36	264
ABAML3TZ	177	ABATERMEX3SFP	178	BBED200TS	39	DB-350	62
ABAML3XAC	177	ABATERMEX4SFA	178	BBED200TSGF	39	DB-3D	62
ABAML3XAO	177	ABATERMEX4SFP	178	BD2	172	DB-425	62
ABAML3XPC	177	ABATERMEX6SFA	178	BE	38	DB-4D	62
ABAML3XPO	177	ABATERMEX6SFP	178	BE200	38	DBSS1	62
ABAML448IC	178	ABATERMEXC	178	BE200GF	38	DBSS1D	62
ABAML4963A	176	ABATERMEXO	178	BED	39	DBSS1DLV	62
ABAML4963P	176	ADH12	139	BED150	39	DBSS1DSV	62
ABAML4BDY1A	177	ADH12WH	139	BED150GF	39	DBSS1SV	62
ABAML4BDY1P	177	AHP18203	133	BED200	39	DBSS2	62
ABAML4FCADWV	179	AHP1820C	133	BED200GF	39	DBSS2D	62
ABAML4FCPDWV	179	AHP2022	133	BED200P	39	DBSS2DLV	62
ABAML4TEPP	178	AHP2022C	133	BED200PGF	39	DBSS2DSV	62
ABAML4TEPPA	178	AHP2022NH	133	BEDTRC	63	DBSS2SV	62
ABAML4TZ	177	AHP2224	133	BIM875AB	47	DLWB1	45
ABAML4TZB	177	AHP2224C	133	BIM875QTSAB	47	DW1200HA	91
ABAML4XAC	177	AHP2224NH	133	BIM876QTCAB	47	DW1201HA	91
ABAML4XAO	177	AHP2426	133	BIM877QTPAB	47	DW1202HA	91
ABAML4XPC	177	AHP2426C	133	BT150SS	263	DW1211HA	91
ABAML4XPO	177	AHP2426NH	133	BTP612	171	EB 152E	154
ABAML6FCADWV	179	AHP2628	133	BTP934	171	EB 220E	154
ABAML6FCPDWV	179	AHP2628C	133	BTP940	171	EB 320E	154

INDEX BY MODEL NUMBER

Product	Page	Product	Page	Product	Page	Product	Page
EB 350E	154	FR12SSHACP	55	FRM12PS	50	HB3	122
EB 420E	154	FR12W	52	FRM12PSHA	51	HB31	120
EFB1	125	FR12WCP	52	FRM12S	50	HB3118	122
EX 100-EZ	254	FR12WHA	54	FRM12SHA	51	HB318	122
EX 99-EZ	254	FR12WHACP	54	FRM12SS	50	HB34	120
F201	108	FR12WS	53	FRM12SSHA	51	HB4	122
F201LF	108	FR12WSCP	53	FRM12W	50	HB41	120
F212	108	FR7070	52	FRM12WHA	51	HP1820	134
F212LF	108	FRAAV12	59	FRM12WS	50	HP2022	134
F234	108	FRAD12	60	FRMBG1212CSST	98	HP2022C	134
F234LF	108	FRAS1200	97	FRMBG1212IP	98	HP2022NH	134
FB1	122	FRAS1201	97	FRMBG1234IP	98	HP2224	134
FB150	40	FRAS1202	97	FRMIB12ABC	56	HP2224C	134
FB2	122	FRAS1211	97	FRMIB12ABCHA	56	HP2224NH	134
FB200	40	FRASDW1200	82	FRMIB12ABDS	56	HP2426	134
FB3	122	FRASDW1200HA	82	FRMIB12ABP	56	HP2426C	134
FB31	120	FRASDW1201	82	FRMIB12ABPHA	56	HP2426NH	134
FB34	120	FRASDW1201HA	82	FRMIB12ABS	56	HP2628	134
FB4	122	FRASDW1202	82	FRMIB12ABSHA	56	HP2628C	134
FBE200	41	FRASDW1202HA	82	FRMIB12ABW	56	HP2628NH	134
FBE200GF	41	FRASDW1211	82	FRMIB12ABWHA	56	HP2830	134
FBED200	42	FRASDW1211HA	82	FRTC1200	98	HP2830C	134
FBED200GF	42	FRDW1200HA	97	FRTC1201	98	HP3032	134
FCRP2	152	FRDW1201HA	97	FRTC1202	98	HP3032C	134
FCRP3	152	FRDW1202HA	97	FRTC1211	98	HP3032NH	134
FCRP35	152	FRDW1211HA	97	GB1	123	HP3234	134
FCRP4	152	FRGB12CSST	59	GB118	123	HP3234C	134
FR12C	52	FRGB12IP	59	GB2	123	HS1	115
FR12CCP	52	FRIB12ABC	57	GB218	123	HS433BD-12	262
FR12CHA	54	FRIB12ABCCP	57	GB3	123	HS433BD-18	262
FR12CHACP	54	FRIB12ABCHA	58	GB31	120	HS88242	85
FR12CS	53	FRIB12ABCHACP	58	GB3118	120	I301	109
FR12CSCP	53	FRIB12ABDS	57	GB3118BE	120	I312	109
FR12DS	55	FRIB12ABP	57	GB318	123	I314	109
FR12DSCP	55	FRIB12ABPCP	57	GB34	120	I315	109
FR12P	52	FRIB12ABPHA	58	GB3418	120	I320	109
FR12PCP	52	FRIB12ABPHACP	58	GB3418BE	120	I334	109
FR12PHA	54	FRIB12ABRHACP	58	GB4	123	I401	110
FR12PHACP	54	FRIB12ABRCP	57	GB41	120	I412	110
FR12PS	53	FRIB12ABS	57	GB418	123	I434	110
FR12PSCP	53	FRIB12ABSCP	57	GB5	123	KO 12	156
FR12PSHA	55	FRIB12ABSHA	58	GB518	123	KO 34	156
FR12PSHACP	55	FRIB12ABSHACP	58	H101	107	L2411	63
FR12RCP	52	FRIB12ABW	57	H112	107	LPC1	124
FR12RHACP	54	FRIB12ABWCP	57	H134	107	LPC15	124
FR12S	52	FRIB12ABWHA	58	H138	107	LPC2	124
FR12SCP	52	FRIB12ABWHACP	58	HB1	122	LPC3	124
FR12SHA	54	FRM12C	50	HB118	122	LPC4	124
FR12SHACP	54	FRM12CHA	51	HB1LB	122	MB1200	88
FR12SS	53	FRM12CS	50	HB2	122	MB1200CP	88
FR12SSCP	53	FRM12P	50	HB218	122	MB1200HA	88
FR12SSHA	55	FRM12PHA	51	HB2LB	122	MB1200HACP	88

INDEX BY MODEL NUMBER

Product	Page	Product	Page	Product	Page	Product	Page
MB1201	88	MBFRAB1201HACP	96	MBS1201HACP	87	MSI15	112
MB1201CP	88	MBFRAB1202	96	MBS1202	87	MSI20	112
MB1201HA	88	MBFRAB1202CP	96	MBS1202CP	87	MSI3	111
MB1201HACP	88	MBFRAB1202HA	96	MBS1202HA	87	MSI4	111
MB1202	88	MBFRAB1202HACP	96	MBS1202HACP	87	MSI5	111
MB1202CP	88	MBFRAB1211	96	MBS1205	87	MSI6	112
MB1202HA	88	MBFRAB1211CP	96	MBS1205CP	87	MSI7	112
MB1202HACP	88	MBFRAB1211HA	96	MBS1205HA	87	MSP1	112
MB1205	88	MBFRAB1211HACP	96	MBS1205HACP	87	MWB-10	45
MB1205CP	88	MBFRAB9705	82	MBS1211	87	MWB-11	45
MB1205HA	88	MBFRAB9705CP	82	MBS1211CP	87	MWB-12	45
MB1205HACP	88	MBFRAB9705HA	82	MBS1211HA	87	MWB-13	46
MB1211	88	MBFRAB9705HACP	82	MBS1211HACP	87	MWB-15	46
MB1211CP	88	MBFRS1200	94	MBS1211SLCP	87	MWB-16	44
MB1211HA	88	MBFRS1200AAV	98	MBSAB1202CP	87	MWB-17	44
MB1211HACP	88	MBFRS1200CP	94	MBSAB1202HACP	87	MWB-18	44
MB1211SLHACP	88	MBFRS1200DB1	95	MBSAB1211CP	87	MWB-19	46
MB1250AD	93	MBFRS1200DB2	95	MBSAB1211HACP	87	MWB-20	44
MB1250WS	93	MBFRS1200DB3	95	MCO2	150	MWB-3	44
MBF1200	84	MBFRS1200HA	94	MCO2CI	150	MWB-4	44
MBF1211	84	MBFRS1200HACP	94	MCO3	150	MWB-5	44
MBF1222	84	MBFRS1201	94	MCO4	150	MWB-6	44
MBF1233	84	MBFRS1201CP	94	MCO6	150	MWB-7	44
MBFR1200	95	MBFRS1201HA	94	MCO6CI	150	MWB-8	44
MBFR1200CP	95	MBFRS1201HACP	94	MDWB1AB	61	MWB-9	45
MBFR1200HA	95	MBFRS1202	94	MDWB2AB	61	MWB21	46
MBFR1200HACP	95	MBFRS1202CP	94	MDWB3AB	61	MWB22	46
MBFR1201	95	MBFRS1202HA	94	MDWB4AB	61	MWB23	44
MBFR1201CP	95	MBFRS1202HACP	94	MDWB5AB	61	MWB25	44
MBFR1201HA	95	MBFRS1205	94	MDWB6AB	61	MWB26	46
MBFR1201HACP	95	MBFRS1205CP	94	MGB1	60	MWB27	46
MBFR1202	95	MBFRS1205HA	94	MH321	113	MWB28	46
MBFR1202CP	95	MBFRS1205HACP	94	MH322	113	MWBRLV	44
MBFR1202HA	95	MBFRS1211	94	MH323	113	MWN 1	151
MBFR1202HACP	95	MBFRS1211CP	94	MH324	113	MWN 10	151
MBFR1205	95	MBFRS1211HA	94	MH421	113	MWN 11	151
MBFR1205CP	95	MBFRS1211HACP	94	MH422	113	MWN 2	151
MBFR1205HA	95	MBG1212CSST	92	MH423	113	MWN 3	151
MBFR1205HACP	95	MBG1212IP	92	MH424	113	MWN 4	151
MBFR1211	95	MBG1234IP	92	MH4821	113	MWN 6	151
MBFR1211CP	95	MBS1200	87	MH4822	113	MWN 8	151
MBFR1211HA	95	MBS1200AAV	92	MH4823	113	MWN 9	151
MBFR1211HACP	95	MBS1200CP	87	MH4824	113	NH7020	265
MBFR1211SLCP	95	MBS1200DB1	89	MIB1AB	47	NITEXP200L	267
MBFR1211SLHACP	95	MBS1200DB1CP	89	MIB1DAB	47	NITEXP200XL	267
MBFRAB1200	96	MBS1200DB2	89	MIB1HAAB	48	NWBED	40
MBFRAB1200CP	96	MBS1200DB3	89	MIB2AB	47	NWBED200-3	40
MBFRAB1200HA	96	MBS1200HA	87	MIB2HAAB	48	NWBED200-4	40
MBFRAB1200HACP	96	MBS1200HACP	87	MIB3AB	47	NWBED2003GF	40
MBFRAB1201	96	MBS1201	87	MIB4AB	47	NWBED2004GF	40
MBFRAB1201CP	96	MBS1201CP	87	MIB5AB	47	NWBEDTRC	63
MBFRAB1201HA	96	MBS1201HA	87	MSI1	111	NWFBED200-4	42

INDEX BY MODEL NUMBER

Product	Page	Product	Page	Product	Page	Product	Page
NWFBED2004FG	42	R5555	34	RSG13	118	SCBRG	126
P441	119	R5557	34	RSG15	118	SCGRAL	126
P445	119	R5559	34	RSP1	173	SCGRG	126
P450	119	R5561	34	RTB01	138	SCS-24	262
P451	119	R5563	34	RW1	63	SCS-36	262
P454	119	R5566	34	RWG1	104	SCS-48	262
P460	119	R5570	34	RWG10	104	SDC1	119
P461	119	R5575	34	RWG1J	104	SM 106	154
P465	119	R5581	34	RWG1T	104	SO 1	157
P466K	119	R5583	34	RWG2	104	SO 2	157
PBS1	105	R5585	34	RWG2J	104	SO 3	157
PBS2	105	R5842S	170	RWG2T	104	SO 4	157
PRI13	139	RAB9000B	75	RWG3	104	SS501	108
PS18	105	RAP1414	162	RWG4	104	SS512	108
PS26	105	RAP8X8	162	RWG5	104	SS534	108
R1523	34	RC1	124	RWG6	104	SSDB1	46
R1525	34	RC2	124	RWG7	104	SSGB12CSST	60
R1623	34	RC3	124	RWG8	104	SSGB12IP	60
R1625	34	RC31	124	RWN 1	151	SSGB34IP	60
R2012B	67	RC4	124	RWN 2	151	SSIB1AB	49
R2512B	67	RC41	124	RWN 3	151	SSIB2AB	49
R2800B	67	RC5	124	RWN 4	151	SSMIB1AB	49
R301	35	RCPH12	114	RWN 5	151	SSMIB2AB	49
R4702	70	RCPH34	114	RWN 6	151	SSMIB3AB	49
R4820G	180	RDF 12	148	S 152	153	SSMIB5AB	49
R4842S	170	RDF 13	148	S 202	153	SSMIB6AB	49
R4873K	174	RDF 34	148	S 300	153	SSMIB7AB	49
R5002	32	RDF 36	148	S 302	153	SSMIB8AB	49
R5071	32	REP1	32	S 401	153	SSMIB9AB	49
R5101	33	RFHA1	118	S 402	153	SSWB1	46
R5103	33	RFS1	34	S12PH	106	SSWB1TM	46
R5105	33	RFW5	266	S12PV	106	SSWB2	46
R5123	31	RGS7	115	S20	105	SSWB2TM	46
R5124	31	RGS8	115	S2012PH	105	SSWB3	46
R5125	31	RH-PW1	266	S2012PV	105	STP1	157
R5134	31	RH-RHBV-GL-6	18	S2034PH	105	STR04	139
R5135	31	RH-RHBV-HP-36	18	S2034PV	105	T	43
R5136	31	RH-RHBV-PT-24	18	S26	105	T200	43
R5163	32	RH-RHBV-QP-48	18	S2612PH	105	T200LV	43
R5164	32	RH-RHBV-QT-12	18	S2612PV	105	T200QT	43
R5165	32	RH112C	107	S2634PH	105	T200TPABS	43
R5166	32	RH134C	107	S2634PV	105	T200TPABSLV	43
R5175	35	RHS10	115	S34PH	106	T200TPABSQT	43
R5176	35	RHS25	115	S34PV	106	T200TPCPVCHA	43
R5177	35	RI412C	110	S601	153	T200TPPLV	43
R5401	34	RI434C	110	S602	153	T200TPPVC	43
R5451	34	RMDW1AB	48	S802	153	T200TPPVCCPVC	43
R5455	34	RNWG1	104	SADGAS	174	T200TPPVCHA	43
R5460	34	ROD03	139	SCB07	138	T200TPPVQQT	43
R5501	34	ROL05	138	SCBLAC	126	TA-33-DT398	264
R5503	34	ROL06	138	SCBLG	126	TA-CTN-3-1000	269
R5553	34	ROL08	138	SCBRAL	126	TA-CTN-3-300	269

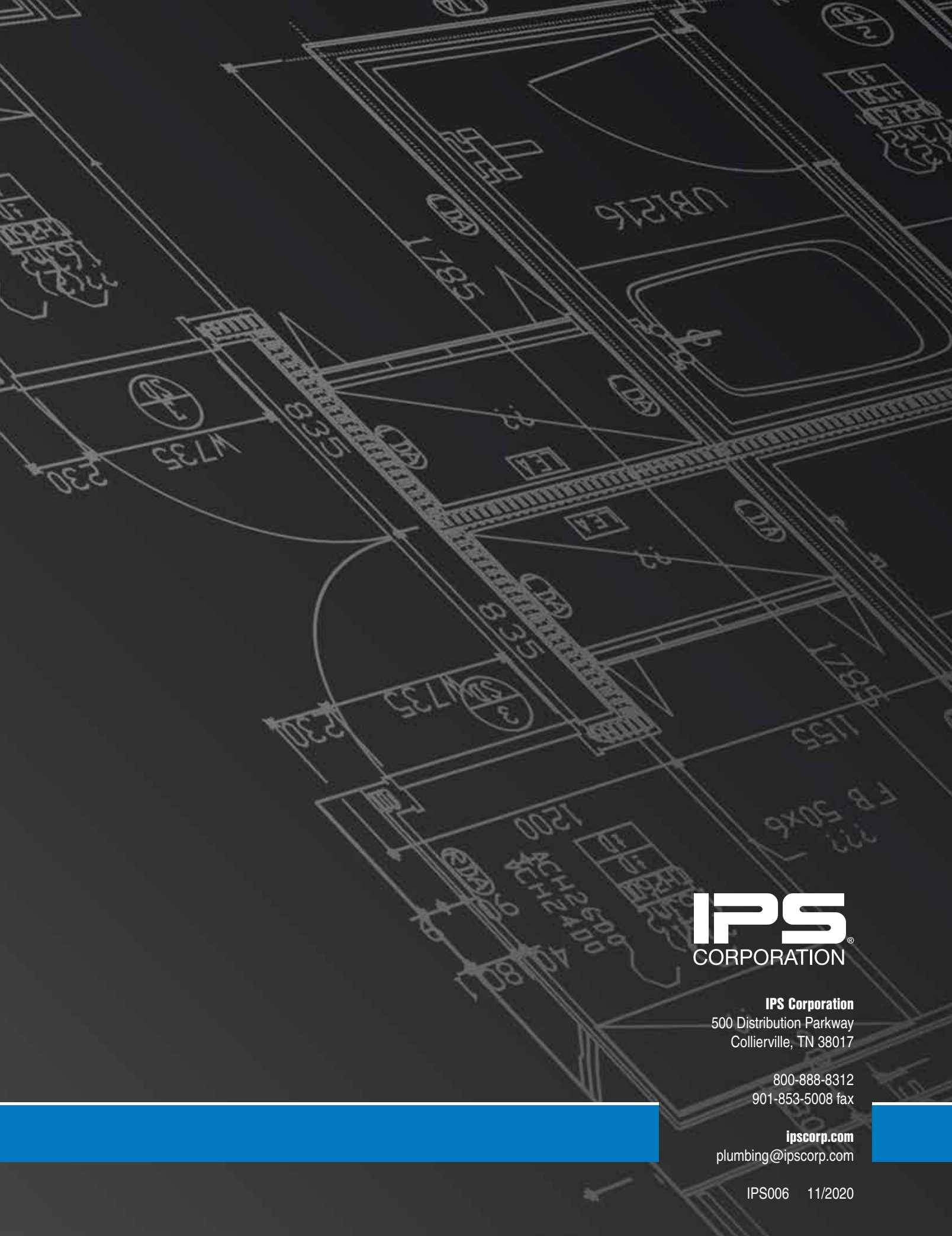
Product	Page	Product	Page	Product	Page	Product	Page
TA-DNG-3-1000	269	TC150SS	263	TP1	116	W2121	69
TA-DNG-3-300	269	TC156R	262	TP1B	116	W2121CP	69
TA-DT260BLK	264	TC200SS	263	TP2	116	W2122	69
TA-DT260R	264	TC425	264	TP2B	116	W2122CP	69
TA-S260	31	TC614R	262	TRFAST	258	W2250	69
TA-S520	31	TC618R	262	TT2	164	W2250CP	69
TA-SW260	31	TC624R	262	TT200	43	W2312D	67
TA-SW520	31	TC656R	262	TT200QTS	43	W2412	67
TA-SX520	31	TC810R	262	TT200TPABS	43	W2700	67
TA-USTT1226G	31	TG-A-100-20	159	TT200TPABSC	43	W2700CP	67
TA-USTT1226GRAY	31	TG-A-15-20	159	TT200TPPVC	43	W2700HA	68
TA-USTT1226P	31	TG-A-30-20	159	TT200TPPVCC	43	W2700HACP	68
TA-USTT1226Y	31	TG-A-60-20	159	TT200TPPVCP	43	W2701	67
TA-USTT1252	31	TG-A-BAV	159	TT200TPPVCS	43	W2701CP	67
TA-UT250FT	269	TG-A-VCAP	159	TT200TPPVCSW	43	W2701HA	68
TC 1	155	TG-LF-100-25	158	TT3	164	W2701HACP	68
TC 1A	156	TG-LF-100-4	158	TT35	164	W2702	67
TC 1AD	155	TG-LF-15-25	158	TT4	164	W2702CP	67
TC 1D	155	TG-LF-15-4	158	TX1	116	W2702HA	68
TC 2	155	TG-LF-160-25	158	TX2	116	W2702HACP	68
TC 2A	156	TG-LF-160-4	158	TX3	116	W2704	67
TC 2AD	155	TG-LF-200-25	158	VB1	117	W2705	67
TC 2D	155	TG-LF-30-25	158	VB1S	117	W2705CP	67
TC 3	155	TG-LF-300-25	158	VB1SL	117	W2705HA	68
TC 3A	156	TG-LF-300-4	158	VB2	117	W2705HACP	68
TC 3AD	155	TG-LF-400-25	158	VB2L	117	W2711	67
TC 3D	155	TG-LF-60-25	158	VB3	117	W2711CP	67
TC 4	155	TG-LFVG-30-25	158	VB3L	117	W2711HA	68
TC 4A	156	TG-LP-05-25	159	VB4	117	W2711HACP	68
TC 4AD	155	TG-NB-100-20	158	VB4L	117	W2713	67
TC 4D	155	TG-NB-100-25	158	VB4X	117	W2722	67
TC 6	155	TG-NB-100-35	159	VB5	117	W2722CP	67
TC-125SL	264	TG-NB-15-20	158	VB5X	117	W2738	67
TC-158-BLADE	263	TG-NB-15-25	158	VP19PC	132	W2738CP	67
TC-1960L	268	TG-NB-160-20	158	VP19PP	132	W2800	67
TC-1960M	268	TG-NB-160-25	158	VP21PC	132	W2800CP	67
TC-1960XL	268	TG-NB-200-20	158	VP21PP	132	W2800HA	68
TC-2-BLADE	263	TG-NB-200-25	158	VP23PC	132	W2800HACP	68
TC-GB-320	266	TG-NB-30-20	158	VP23PP	132	W2800X	67
TC-PC-158	263	TG-NB-30-25	158	VP23RC	132	W2801	67
TC-PCHD-2-BD	263	TG-NB-30-35	159	VP23RP	132	W2801CP	67
TC-PCSL-138	263	TG-NB-300-25	158	VP25PC	132	W2801HA	68
TC-RAGS	266	TG-NB-300-35	159	VP25PP	132	W2801HACP	68
TC110R	262	TG-NB-60-20	158	VP25RC	132	W2802HA	68
TC118SS	263	TG-NB-60-25	158	VP25RP	132	W2811	67
TC1200	92	TG-NB-600-25	158	VP27PC	132	W2811CP	67
TC1201	92	TG-W-160-20	159	VP27PP	132	W2811HA	68
TC1202	92	TG-W-160-25	159	VP27RC	132	W2811HACP	68
TC1211	92	TG-W-300-20	159	VP27RP	132	W4012	70
TC1218	262	TG-W-300-25	159	VP31PC	132	W4700	70
TC1224	262	TG-WLH-160-20	159	VP31PP	132	W4700CP	70
TC1232	262	TG-WLH-300-20	159	W2012	67	W4700HA	71

INDEX BY MODEL NUMBER

Product	Page	Product	Page	Product	Page	Product	Page
W4700HACP	71	W8911	72	WTMLFP410G	128	WTSR32	118
W4700HACPLF	71	W8911CP	72	WTMLFP6122	127	WTSR3210	118
W4701	70	W8911CPTM	72	WTMLFP6123	127	WTSR4	118
W4701CP	70	W8911HACP	73	WTMLFP612B	128	XTB0224	138
W4701HA	71	W8911HACPTM	73	WTMLFP612BG	127	Z53401	257
W4701HACP	71	W8911LD	73	WTMLFP612G	128	Z53404	257
W4702	70	W8912	72	WTMLFP6162	127		
W4702CP	70	W8914CP	72	WTMLFP6163	127		
W4702HA	71	W8914HACP	73	WTMLFP616B	128		
W4702HACP	71	W9000LV	75	WTMLFP616BG	127		
W4705	70	W9800LV	76	WTMLFP616G	128		
W4705CP	70	WB150	40	WTMLFP6615	127		
W4705HA	71	WB200	40	WTMLFP662	127		
W4705HACP	71	WB200HA	41	WTMLFP663	127		
W4711	70	WBE200	41	WTMLFP66B	128		
W4711CP	70	WBE200GF	41	WTMLFP66BG	127		
W4711HA	71	WBE200HA	41	WTMLFP66BTH	128		
W4711HACP	71	WBE200HAGF	41	WTMLFP66G	128		
W4722	70	WBED200	42	WTMLFP884	127		
W4738CP	70	WBED200GF	42	WTMLFP88B	128		
W5700	81	WHS1	135	WTMLFP88BG	127		
W5700CP	81	WHS2	135	WTMLFP88G	128		
W5912CSST	81	WMP1	135	WTMP916	128		
W5912IP	81	WMP2	135	WTP-270	258		
W5934IP	81	WMP2B	135	WTP-270B	258		
W7011	84	WMP3	135	WTP-488	258		
W7070	84	WMP4	135	WTP-496	258		
W8411	72	WNWBED200-3	42	WTP-512	258		
W8900	72	WNWBED200-4	42	WTP-538	258		
W8900CP	72	WNWBED2003GF	42	WTP-659G	258		
W8900CPTM	72	WNWBED2004GF	42	WTP-659W	258		
W8900HACP	73	WNWBED2004HA	42	WTP-715	258		
W8900HACPTM	73	WNWBED2004HAGF	42	WTP-907	258		
W8900LD	73	WTGS10NPS05	127	WTP-940	258		
W8901	72	WTGS10NPS075	127	WTPFGR20035012PK	129		
W8901CP	72	WTGS10NPS1	127	WTPFGR20035025PK	129		
W8901CPTM	72	WTGS10NPS125	127	WTPFGR2512PK	129		
W8901HACP	73	WTGS10NPS15	127	WTPFGR2525PK	129		
W8901LD	73	WTGS10NPS2	127	WTPFGR35065012PK	129		
W8901LDCP	73	WTGS12ELB	127	WTPFGR35065025PK	129		
W8901LDHACP	73	WTGS12ELR	127	WTPFGR5015012PK	129		
W8902	72	WTGS12HVAC4	127	WTPFGR5015025PK	129		
W8902CP	72	WTGS12HVAC5	127	WTSB	118		
W8902CPTM	72	WTGS12HVAC6	127	WTSB10	118		
W8902HA	73	WTGS12NPS3	127	WTSB2734	118		
W8902LD	73	WTGS12NPS4	127	WTSB32	118		
W8904	72	WTGS15HVAC8	127	WTSB3210	118		
W8904CP	72	WTMLFP1218G	128	WTSB4	118		
W8905	72	WTMLFP2412G	128	WTSBK	118		
W8905CP	72	WTMLFP4102	127	WTSR	118		
W8905HA	73	WTMLFP410B	128	WTSR10	118		
W8905HACP	70	WTMLFP410BG	127	WTSR2734	118		

NOTES

A series of horizontal dotted lines for writing notes, covering the majority of the page.



IPS[®]

CORPORATION

IPS Corporation
500 Distribution Parkway
Collierville, TN 38017

800-888-8312
901-853-5008 fax

ipscorp.com
plumbing@ipscorp.com