

**CLINIC SINK BASE**

A terrazzo pedestal designed to be used with a vitreous china clinic service sink.

This universal design fits the rough-ins of all major fixture manufacturers.

MODEL	SIZE
1028	28x14x10

**QUALITY ACCESSORIES**

**OPTIONAL CAP OR BUMPER GUARD**

For on-the-job attachment to the exposed sides.

**A-20** Anodized aluminum cap. (24, 32 or 36")

**V-70** Extruded vinyl bumper guard. (24, 32 or 36")

**T-10-VB** Sink fitting with integral stops, lever handles and spring checks. Spout with bucket hook, 3/4" hose thread end. Vacuum breaker; adjustable top brace. Inlets 8" on centers. Chrome finish.

**T-15-VB** Sink fitting, the same as T-10-VB with Polished Chrome finish.

**T-35** Hose and wall bracket. 36" hose with 3/4" chrome coupling. Type 302 stainless steel bracket with spring loaded rubber grip.

**T-40** Stainless steel mop hanger, #4 finish. 24" length with 3 spring loaded rubber grips.

**C-10** Silaprene Sealant, to close wall seams on receptors without flanges.

**SPEEDI DRAIN CONNECTORS**

**Shower Drain Gasket**

**TC-2** - For schedule 40 steel pipe, PVC, ABS and C.I. pipe.

**Mop Sink Drain Gaskets**

TC-3 -3" For XHCI, plastic and steel pipe.

TC-3-NH -3" For SV and NHCI pipe.

TC-3-2 -3" Reducer with 2" hole.

Use only with Stern-Williams shower floors and mop sinks.

**SPLASH CATCHER®**

**Stainless Steel Back Panels**

Add Suffix "BP" to the model number of any Stern-Williams service sink. Protect wallboard against damage and deterioration. The 12" high panels channel water into the basin, cover the face and lower edges of the wallboard, and protect against worker carelessness. Type 304, 20-gauge stainless steel.

Shown: CRS-2200-BP-2-28




**SINGLE PANEL** Specify size\* 24", 28", 32" or 36" \*(i.e., BP-1-24")

**TWO PANELS, ONE CORNER** Specify size\* 24", 28", 32" or 36" square or 24 x 36" \*(i.e., BP-2-24")

**THREE PANELS, TWO CORNERS** Specify size\* 24", 28", 32" or 36" square or 24 x 36" \*(i.e., BP-3-24")



Model 1028 Clinic Sink



BP-2 Splash Catcher