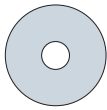
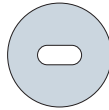


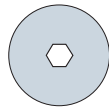
FASTENING IDENTIFICATION



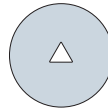
Round Holes
Purpose: to fasten a connector.
Fill Requirements: always fill, unless noted otherwise.



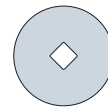
Obround Holes
Purpose: to make fastening a connector in a tight location easier.
Fill Requirements: always fill.



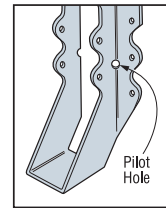
Hexagonal Holes
Purpose: to fasten a connector to concrete or masonry.
Fill Requirements: always fill when fastening a connector to concrete or masonry.



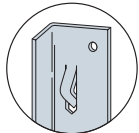
Triangular Holes
Purpose: to increase a connector's strength or to achieve Max strength.
Fill Requirements: when the Designer specifies Max nailing.



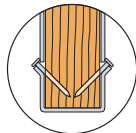
Diamond Holes
Purpose: to temporarily fasten a connector to make installing it easier.
Fill Requirements: none.



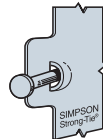
Pilot Holes
Tooling holes for manufacturing purposes. No fasteners required.



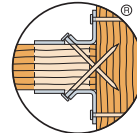
Speed Prongs
Used to temporarily position and secure the connector for easier and faster installation.



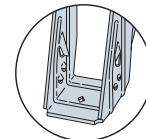
Positive Angle Nailing (PAN)
Provided when wood splitting may occur, and to speed installation.



Dome Nailing
This feature guides the nail into the joist and header at a 45° angle. U.S. Patent 5,603,580



Double-Shear Nailing
The nail is installed into the joist and header, distributing the load through two points on each joist nail for greater strength.



ITS Strong-Grip™ (IUS Similar)
The Strong-Grip™ seat allows the I-joist to "snap" in securely without the need for joist nails.

SIMPSON STRONG-TIE® NAILS

Simpson Strong-Tie nails and structural fasteners have been developed as the optimum fasteners for connector products. Special lengths afford economy of purchase and installation, and depth compatibility with framing members.

For pneumatic nail use, see Instructions to the Installer, page 17 and visit www.strongtie.com for technical bulletins.

Retail Packaging



1 lb. Retail Tub



5 lb. Retail Bucket

Simpson Strong-Tie hot-dip galvanized nails are packed in 1 lb. and 5 lb. plastic retail containers for easy handling.

Nails Sold by the Pound

Nail	Simpson Model No.	Dimensions	Wire Gauge	Finish
8dx1½"	N8	0.131" x 1½" (3.3mm x 38.1mm)	10¼	HDG
	SSN8			SS
8d Common	SS8D	0.131" x 2½" (3.3mm x 63.5mm)	10¼	SS
10dx1½"	N10	0.148" x 1½" (3.8mm x 38.1mm)	9	HDG
	SSN10			SS
10d Common	10DHDG	0.148" x 3" (3.8mm x 76.2mm)	9	HDG
	SS10D			SS
16dx2½"	N16	0.162" x 2½" (4.1mm x 63.5mm)	8	Bright
16d Common	16DHDG	0.162" x 3½" (4.1mm x 88.9mm)	8	HDG
	SS16D			SS
N54A	N54A	0.250" x 2½" (6.4mm x 63.5mm)	3	Bright
	N54AHDG			HDG

1. HDG = hot-dip galvanized; SS = stainless steel; Bright = no finish.
2. For pneumatic fastener info, request additional technical information.
3. Recommended minimum end distance to prevent splitting with a steel side member is 10 x the nail diameter per 2005 NDS Commentary Table 11.1.5.6.
4. Use HDG nails with ZMAX® and HDG products.
5. 16d sinker with GV finish is not acceptable for ZMAX or HDG applications.
6. HDG nails sold by Simpson Strong-Tie meet the specifications of ASTM A153. Stainless-steel nails are type 316 stainless.

33° COLLATED STRUCTURAL CONNECTOR NAILS

The 33° collated structural-connector nail is designed to provide installers a pneumatically-driven alternative to hand-driven nails. The nail is approved for use in many popular Simpson Strong-Tie® products and serves as a replacement for 8d, 10d, and 16d hand-driven common nails in a variety of Simpson Strong-Tie connector applications. Available in 25-nail, paper-collated strips in both carbon steel and stainless steel.

MATERIAL: Heat-treated carbon steel **FINISH:** Hot-dip galvanized, stainless steel

INSTALLATION: • Use all specified fasteners; see General Notes.

- Follow the manufacturer's instructions and use the appropriate safety equipment.
- Tools with nail hole-locating mechanisms should be used.
- Overdriving nails may reduce allowable loads.
- Compatible with a wide variety of popular pneumatic nailers. For more information, visit www.strongtie.com/SCN.
- For applications involving pneumatic nails, refer to technical bulletin T-PNEUMATIC.

Model No.	Nominal Size	Diameter (in.)	Length (in.)
Hot-Dip Galvanized			
8DHDGPT500	8d	0.131	2½
N10HDGPT500	10d	0.148	1½
N16HDGPT500	16d	0.162	2½
Stainless Steel			
T9A150MCN	10d	0.148	1½
T9A250MCN	10d	0.148	2½



T9A250MCN
(Other sizes similar)