

MARS Oil Burner Motors

Ball Bearing

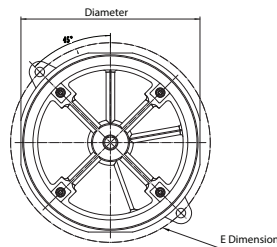

MARS Oil Burner Motors are replacement motors for residential and commercial oil burners, hot water pressure/steam cleaners and other applications where 48M or 48N flange mounting is required.

Features:

- All angle
- Split Phase and PSC
- Semi or totally enclosed
- Two bolt direct mounting for 48M and 48N

Specifications:

- Class "B" insulation
- Single phase, 60 Hz
- Continuous duty
- Manual reset overload protection
- Auto reset protection for PSC
- cULus

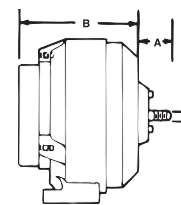


51 Frame Unit Bearing Cast Iron Motors

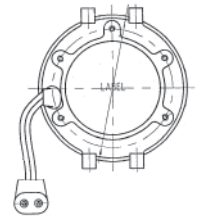
MARS 51 frame motors are used on refrigerators, freezers, food & beverage coolers, vending machines, display cases, and many other fan duty applications.

Features:

- Cast iron construction
- Packed with vibration dampener, speed nut & screws
- Shaded pole, single phase
- Fan duty, continuous, air over
- Impedance protected
- For accessories see pages M-50 – M-54
- Class "A" insulation
- 60/50 Hertz



Dual Pad Mounting Lyall Plug



Cross Reference:

MARS No.	AO Smith/ Century	Beckett	Emerson/ US Motors	Marathon
30004	EL2022	-	2302	O004
30011	OI2052D	-	3267	O011
30100	EL2002	-	3083	O100
30600	EL2004V1	-	3196	O600
30601	EL2014V1	-	3250	O601
30701	-	21805U	3274	O701

MARS NO.	DIA.	HP	RPM/ SPD	VOLTS	AMPS	ROT.	FRAME	ENCL.	S.F.	SHAFT LGTH	SHAFT DIA.	E DIM.
----------	------	----	----------	-------	------	------	-------	-------	------	------------	------------	--------

Split Phase

30100	5-1/2	1/7	3450/1	115	2.4	Rev	48M	Semi Enclosed	1.0	1-3/4	1/2	6-3/4
30600	6-1/2	1/8	1725/1	115	2.7	Rev	48N	TENV	1.0	1-3/4	1/2	7-1/4
30601	6-1/2	1/6	1725/1	115	2.8	Rev	48N	TENV	1.0	1-3/4	1/2	6-1/2
30004	6-1/2	1/4	3450/1	115	3.8	Rev	48N	Semi Enclosed	1.0	1-13/16	1/2	7-1/4

Oil Burner, PSC

30701	5-1/2	1/7	3450/1	115	1.5	CCW SE	-	Semi Enclosed	-	1-3/4	1/2	5-1/4
30011	6-1/2	1/2	3450/1	115/208-230	8.2/4.1	Rev	48N	Semi Enclosed	1.0	1-3/4	1/2	7-1/4

MARS NO.	WATTS	ROT OSE	VOLTS	AMPS	LEAD LENGTH	DIMENSIONS		
						A	B	C

1000 RPM—1/4-20 Threaded Shaft

05111(1)	2.5	CW	115	0.30	26"	0.66	2.64	1/4
----------	-----	----	-----	------	-----	------	------	-----

1500 RPM—1/4-20 Threaded Shaft - Dual Pad Mounting - Lyall Plug

05211(1)	4	CW	115	0.33	24"	0.66	2.64	1/4
05212(1)	4	CCW	115	0.33	24"	0.66	2.64	1/4
05221(1)	4	CW	230	0.19	24"	0.66	2.64	1/4
05222(1)	4	CCW	230	0.19	24"	0.66	2.64	1/4
05311	6	CW	115	0.46	24"	0.66	3.14	1/4
05312	6	CCW	115	0.46	24"	0.66	3.14	1/4
05411	9	CW	115	0.62	24"	0.66	3.14	1/4
05412	9	CCW	115	0.62	24"	0.66	3.14	1/4
05421	9	CW	230	0.33	24"	0.66	3.14	1/4
05422	9	CCW	230	0.33	24"	0.66	3.14	1/4
05811(2)	16	CW	115	0.95	24"	0.66	3.34	1/4
05812(2)	16	CCW	115	0.95	24"	0.66	3.34	1/4
05821(2)	16	CW	230	0.48	24"	0.66	3.34	1/4
05822(2)	16	CCW	230	0.48	24"	0.66	3.34	1/4

1500 RPM—1/4-20 Threaded Shaft

05711(2)	35	CW	115	1.4	22"	0.50	3.50	1/4
05721(2)	35	CW	230	0.70	22"	0.50	3.50	1/4

1500 RPM—Smooth Shaft

05511(2)	50	CW	115	1.7	22"	1.50	4.50	3/8
05521(2)	50	CW	230	0.85	22"	1.50	4.50	3/8

(1) Class A Insulation (2) Automatic Reset Overload Protection