

NuTone®

Door Chimes
Pushbuttons
Chime Kits



January 2010

The NuTone® Difference

Decorative accents have never been in higher demand and NuTone Door Chimes offer a wide selection to complement your style.

NuTone is the right choice in chimes and pushbuttons – from Contemporary to Traditional styles, musical, portable chimes or wireless – the choice is yours.

Leadership

With a tradition of fashion and quality that dates back to 1936 NuTone continually researches and develops innovative new products and is the market leader in new technologies.

As the inventor of the door chime, the NuTone name is synonymous with door chimes. Popular global and domestic design trends are applied to all of our products, so you can benefit from the most current styles.





Wired Chimes

- 5 Traditional Musical
- 7 Specialty Electronic
- 7 Ambient Light
- 7-10 Decorative
- 11-13 Builder Kits
 - 11 Junction Box Kits
 - 12 Builder Chimes
 - 13 Junction Box Transformer
- 13 Chime Accessories
- 14-15 Wired Pushbuttons
- 16 Chime Kit Upgrade

Wireless Chimes

- 18 Portable
- 19 Mechanical Thru-Door Greeter
- 19 Plug-In
- 19 Pushbuttons

Key Factors

1. Easy Wired Chime Upgrade (excluding recessed models)
2. Wireless Models Extended
 -  "Clean Air" Operating Range
 -  CD Quality Sound
 -  Volume Control
3. Chime Kits with EZ install transformer
4. Chimes Diagnostic Tool for troubleshooting
5. Ambient Light Chimes
6. Ideal for Hearing Impaired Strobe Light 
7. Transformer with built in thermal cut off for reliability

*(Source: Equifax Door Chime Research 2002)





NuTone® Collection of Wired Door Chimes

NuTone® Collection of Wired Door Chimes

First impressions mean everything. And there is no better way to make an impression than by greeting your guests with the elegant sound and style of a NuTone door chime and pushbutton.

Nothing completes a home like a NuTone door chime.

NuTone offers the perfect combination of function, style and sound. With traditional chimes, decorative chimes, paintable chimes and complete door chime kits – NuTone offers something for everyone.

Quick Upgrades

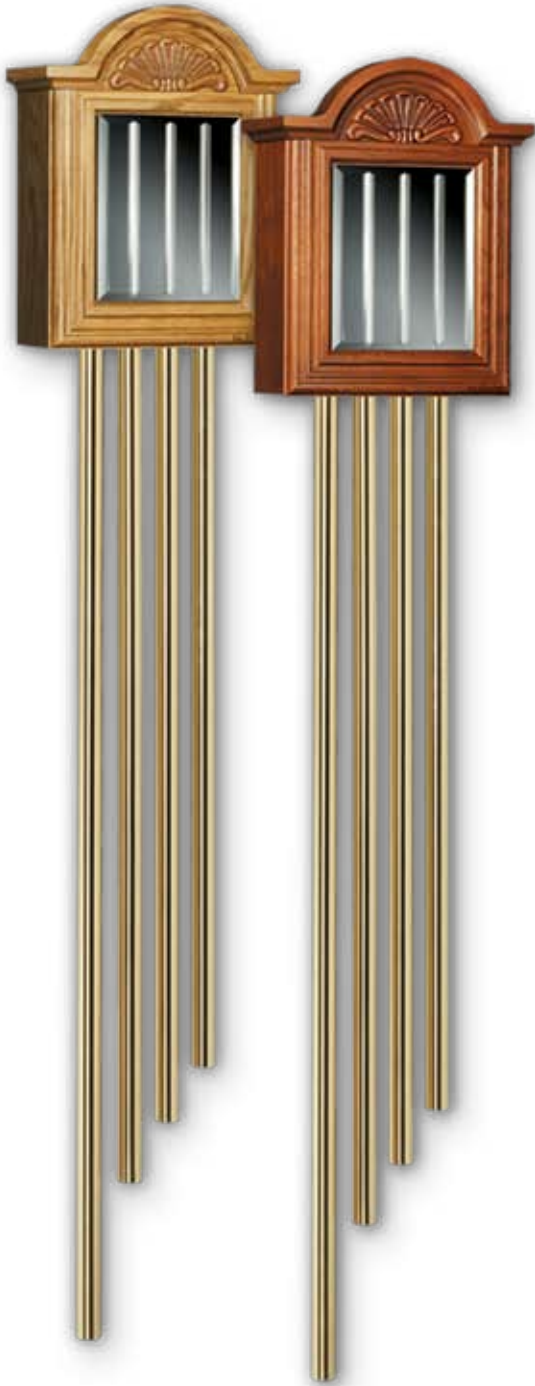
NuTone makes it easy to upgrade your basic wired door chime to one of our new innovative styles.

See page 16 for more information.

Wired Chime Advantages

- Never needs batteries
- Large selection of features, sounds & decorative pushbuttons
- Maintenance free – long lasting

Traditional Musical



LA501K or LA501CY

The LA501K features a beautiful oak finish and is accented with a beveled, mirrored insert. The LA501CY features a cherry finish. Either version can easily replace an existing two-note chime without rewiring.

For up to three doors. Eight-note Westminster or four-note chime for front door, one-note for the back door, and a separate note for a side door.

Features adjustable volume control.

Uses a 16-volt transformer.

Dimensions:

12 1/2" x 60 1/4" x 4 7/8"



LA70MA*

Genuine maple wood eight-note chime in a distinctive "column" design with three brass-finish chime tubes.

For up to three entrances, eight-note or four-note chime for front door, and one-note tone for second and third doors. Features adjustable volume control. Can easily replace existing two-note chime without rewiring.

Includes a 16-volt transformer.

Dimensions:

10 3/8" x 15 1/2" x 4 3/4"

(not suitable for staining)

*LA70MA needs additional wire from transformer to chime

LA305WL or LA305RW

This chime is available in a beautiful rosewood or walnut finish which features a beveled edge, raised brushed brass insert with polished brass floral design, and brushed brass resonance chambers.

For up to three entrances, eight-note or four-note chime for front door, and separate one-note tone for second and third doors. Can easily replace existing two-note chime without rewiring.

Uses a 16-volt transformer.

Dimensions:

10" x 16 5/8" x 4 1/4"



LA311WL

Constructed of rich walnut, the LA311WL offers traditional elegance. It's the height of sounds and style.

For up to three entrances, eight-note or four-note chime for front door, and separate one-note chime for second and third doors. Can easily replace existing two-note chime without rewiring.

Uses a 16-volt transformer.

Dimensions:

12 1/2" x 18" x 4 7/8"

LA310CY

With a fine cherry finish and exquisite sound, the LA310 is perfect for new construction or retrofit installations.

For up to three entrances, eight-note or four-note chime for front door, and separate one-note chime for second and third doors. Can easily replace existing two-note chime without rewiring.

Uses a 16-volt transformer.

Dimensions:

12" x 18 3/4" x 4 7/8"

Specialty Electronic

Your chimes are a unique statement of your personality. Our specialty electronic chimes allow you to choose among a wide variety of tunes and give you versatility in complementing your décor.



LA52WH Musical Chime

Choose from 24 different tunes for front door, two-note chime for second door. Adjustable volume. Can easily replace existing two-note chime without rewiring.

Uses a 16-volt transformer.

Dimensions:
6 ¹/₈" x 9 ⁵/₈" x 3"

LA174WH Recessed Westminster Chime

Recessed electronic chime with flush-mount white louvered grille. Can be painted to match decor so it is only heard and not seen. Eight-note tune for front door, two-note chime for second door, and one single-note for third door. Adjustable volume.

Includes a 16-volt transformer.

Dimensions:
Cover - 6 ³/₄" x 8 ⁵/₈"
Cutout - 5 ³/₈" x 7 ¹/₈"
Housing - 2 ³/₄"

The LA52WH & LA174WH Chimes are compatible with all NuTone® intercom systems.

Ambient Light

If you appreciate the soothing sounds of chimes, then you'll likely enjoy the complement of soft, subtle light. Our Ambient Light Chimes will warmly greet you and your guests. They'll be another reason to look forward to coming home.



LA164WH

Subtle light blushes through a translucent white alabaster-look cover. Two-note chime for front door, single-note for second door. Can easily replace existing two-note chime without rewiring.

Uses a 16-volt transformer.

Dimensions:
5 ¹/₂" x 7 ⁵/₈" x 3 ¹/₈"

LA165SA

Soft lights glow through acrylic bars. Neutral stone-look cover blends with any decor. Two-note chime for front door, single-note for second door. Can easily replace existing two-note chime without rewiring.

Uses a 16-volt transformer.

Dimensions:
6" x 8" x 3 ³/₈"

NuTone exclusive Ambient Light Chimes are compatible with each other. For homes where multiple door chimes are desired, both chimes must be lighted or both must be non-lighted to work properly in conjunction with each other.

Decorative

With ultimate versatility, our decorative chimes accent any style you may have in your home. The look of wood will provide that dash of sophistication without seeming out of place. It's the accent your décor deserves.



LA120WL

Walnut wood grain finish on molded cover with vertical grooves. Can easily replace existing two-note chime without rewiring.

Uses a 16-volt transformer.

Dimensions:
6 1/4" x 8 1/8" x 2 3/8"



LA109LO

Natural-finished wood slats provide subdued beauty. Can easily replace existing two-note chime without rewiring.

Uses a 16-volt transformer.

Dimensions:
6 1/2" x 9 1/2" x 2 5/8"



LA120K

Light oak wood grain finish on molded cover with vertical grooves. Can easily replace existing two-note chime without rewiring.

Uses a 16-volt transformer.

Dimensions:
6 1/4" x 8 1/8" x 2 3/8"



LA208K

Horizontal styling combines with tapered construction to create this classic look in natural-finished wood. Can easily replace existing two-note chime without rewiring.

Uses a 16-volt transformer.

Dimensions:
8 3/4" x 8 1/4" x 2 3/4"

Transformer models C905 or the NEW C915 are recommended for all NuTone® wired chimes. (Sold separately. See page 13.)

Decorative

Whether you enjoy timeless simplicity, contemporary sophistication or classic style, NuTone has the answer. Our wide selection of decorative chimes is the perfect complement to your home.



LA317WH

Soft white color blends with any décor. Two-note chime for front door and one-note chime for second door. Can easily replace existing two-note chime without rewiring.

Uses a 16-volt transformer.

Dimensions:
7 1/4" x 8 3/4" x 2 1/4"

LA317CHPG

A champagne finish adds the perfect touch to your home. Two-note chime for front door and one-note chime for second door. Can easily replace existing two-note chime without rewiring.

Uses a 16-volt transformer.

Dimensions:
7 1/4" x 8 3/4" x 2 1/4"

LA317BL

Stark black finish exudes elegant simplicity. Two-note chime for front door and one-note chime for second door. Can easily replace existing two-note chime without rewiring.

Uses a 16-volt transformer.

Dimensions:
7 1/4" x 8 3/4" x 2 1/4"



LA301WH

Flowing design and white finish offer understated class. Two-note chime for front door and one-note chime for second door. Can easily replace existing two-note chime without rewiring.

Uses a 16-volt transformer.

Dimensions:
8" x 9" x 2 1/8"

LA302WH

Inviting split-level design with white finish. Two-note chime for front door and one-note chime for second door. Can easily replace existing two-note chime without rewiring.

Uses a 16-volt transformer.

Dimensions:
7" x 8 3/4" x 2 1/4"

**LA140WH**

Classic arched top in cabinet-style design. Two-note chime for front door, single-note for second door. Can easily replace existing two-note chime without rewiring.

Uses a 16-volt transformer.

Dimensions:
9 3/4" x 7" x 3"

**LA139WH**

Traditional-style design. Two-note chime for front door, single-note for second door. Can easily replace existing two-note chime without rewiring.

Uses a 16-volt transformer.

Dimensions:
10 1/4" x 6 3/8" x 3 3/8"

**LA126WH**

Compact, classic design. Molded plastic cover. Two-note chime for front door, single-note for second door. Can easily replace existing two-note chime without rewiring.

Uses a 16-volt transformer.

Dimensions:
8" x 6" x 2 1/4"

**LA107WH**

Classic vertical panel design in white. Molded plastic cover. Powered by a 16-volt transformer or four "D" batteries. Two-note chime for front door, single-note for second.

Can easily replace existing two-note chime without rewiring.

Dimensions:
7 3/8" x 9" x 2 3/4"

**LA39WH**

Unique chord tone for front door, single-note for second door. Can be painted or wall-papered so it virtually disappears. Can easily replace existing two-note chime without rewiring.

Uses a 16-volt transformer.

Dimensions:
7 1/2" x 10 1/2" x 2 1/8"

**LA130WH**

High gloss white. Two-note chime for front door, single-note for second door. Can easily replace existing two-note chime without rewiring.

Uses a 16-volt transformer.

Dimensions:
7 1/2" x 5 3/4" x 2 3/8"



LA11WH or LA11BG

LA11WH white or LA11BG honey beige textured finish. Two-note chime for front door, single-note for second door. Can easily replace existing two-note chime without rewiring.

Uses a 16-volt transformer.

Dimensions:
8 1/8" x 5 1/2" x 2 3/8"



LA14WH

Built-in for flush mounting. White louvered grille can be painted to match decor so the chime is only heard and not seen. Two-note chime for front door, single-note for second door.

Uses a 16-volt transformer.

Dimensions:
Cover - 5 5/8" x 7 7/8"
Cutout - 4 7/8" x 7"
Housing - 1 7/8"



LA18WH

Vertical panels in classic white. Two-note chime for front door, single-note for second door. Can easily replace existing two-note chime without rewiring.

Uses a 16-volt transformer.

Dimensions:
7 7/8" x 8" x 2 1/2"



LA100WH

Molded white cover with beveled edges and rectangular grooves. Can easily replace existing two-note chime without rewiring.

Uses a 16-volt transformer.

Dimensions:
5 7/8" x 7 1/2" x 2 1/8"



LA202WH

Molded white cover may be painted or wallpapered to match room decor. Can easily replace existing two-note chime without rewiring.

Uses a 16-volt transformer.

Dimensions:
8 3/8" x 8 3/8" x 2"



LA208WH

Horizontal styling combines with tapered construction to create this classic look in molded white. Can easily replace existing two-note chime without rewiring.

Uses a 16-volt transformer.

Dimensions:
8 5/8" x 8 1/4" x 2 1/2"



Door Buzzer LA201

Door buzzer uses transformer or 3 to 6-volt DC voltage.


Dimensions:
2 1/2" x 2 15/16" x 1 1/16"

Builder Kits – Junction Box Kits

NuTone® knows how to make things easier.

One box, one connection point, and one less hassle.

Understanding the process is why NuTone is number one.



Builder Kits – Builder Chimes

One part number puts the perfect kit in your hands.

High quality and innovative styles set NuTone® builder kits apart from the others. Our attractive new chime kits feature a graceful curved style cover with a rich, textured face. It's the perfect complement to the high quality materials today's consumers expect. Even our transformer has been updated with a new design that incorporates a heavy-duty attachment nut. NuTone understands what is important to you. Our chime kits take one more worry out of your way.

Our sturdy new transformer features a new mounting nut to facilitate installation.



- Thermal cut-off
- Threaded lock-nut easily attaches to electrical box
- Stud-mount brackets



Choose from new white or stucco buttons in contemporary finishes. Lighted and unlighted buttons are available **with non-sticking action.**

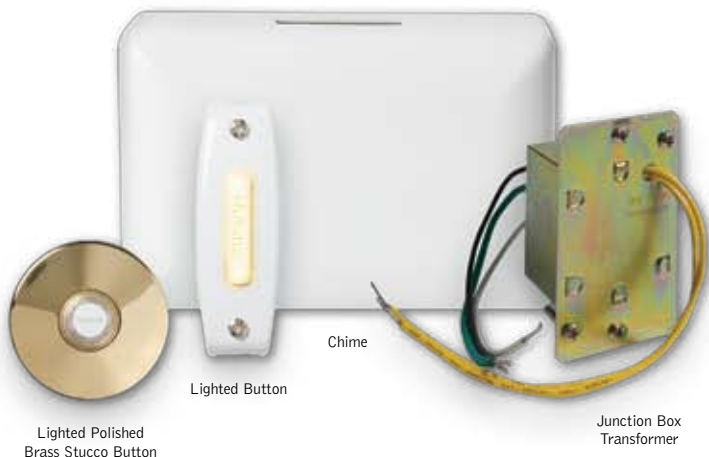
Model#	Chime Style	Lighted Round Button	Lighted Button	Unlighted Button	Stucco Button
BK105	Basic	-	-	-	-
BK144LCL	Basic	1	-	-	-
BK110NBWH	Basic	-	-	1	-
BK115LWH	Basic	-	1	-	-
BK120NBWH	Basic	-	-	2	-
BK125LWH	Basic	-	2	-	-
BK300LWH	Deluxe	-	2	-	-
BK131NBPB	Basic	-	-	-	1 Unlighted Polished Brass Stucco
BK131LPB	Basic	-	-	-	1 Lighted Polished Brass Stucco
BK131LWH	Basic	-	-	-	1 Lighted White Stucco
BK131LSN	Basic	-	-	-	1 Lighted Satin Nickel Stucco
BK131LRBZ	Basic	-	-	-	1 Lighted Oil-Rubbed Bronze Stucco
BK147LWH	Recessed	-	1	-	-

The BK105 is a chime only kit. All other builder kits include a C905 transformer.

*Building codes vary by region. Refer to your local municipality building codes.

Builder Kits – Junction Box Transformer

Now, rather than mounting the transformer in a remote location and running wires to various points, NuTone® puts everything in one package. With our patented new system, just run the wire, connect and drop the entire transformer in the junction box. Two simple low voltage connections later and the chime is running. NuTone ends the back and forth, up and down runaround by keeping everything conveniently packaged in one location. Choose a kit with one or two standard buttons, or one stucco button.



Step One:
Install a junction box where the chime is to be installed.



Step Two:
Wire the transformer as you would any common receptacle.



Step Three:
Drop the transformer in and attach to the junction box. Connect low voltage wires to the chime and mount it directly to the transformer. The transformer works in any standard, single-gang junction box.

Model#	Chime	Lighted Button	Junction Box Transformer
BK140LWH	1	1	1
BK142LWH	1	2	1
BK140SLPB	1	1 Lighted Polished Brass Stucco Button	1

Chime Accessories

Quick install transformers, built to last.

Not all transformers are equal. In fact, our transformers feature an easy-to-install lock-mount or wall-mount that can reduce installation time by 25%. A second unique feature that provides added reassurance is the thermal cut-off switch designed to shut off the door chime system in the event of excessive temperature.



Transformer C915 cULus

16-volt, 10VA transformer for use with most NuTone door chimes. 16-volt, 10VA for a single chime. Fits in standard junction box, run one wire and it's ready for use.



Transformer C909 cULus

Tri-volt transformer: 8-volt, 20VA; 16-volt, 20VA; or 24-volt, 20VA for powering multiple chimes in one home. 8, 16 or 24-volt 20VA for two chimes.



Transformer C907

16-volt, 30VA transformer for powering multiple chimes in one home. The most powerful transformer we offer. Ideal for large homes with multiple chimes. 16-volt 30VA for up to three chimes.



Transformer C905 cULus

16-volt, 10VA transformer for use with most NuTone door chimes. 16-volt 10VA for a single chime.

Pushbuttons

Not all door chime pushbuttons are created equal.

From surface mount to flush mount and polished brass to satin nickel and oil-rubbed bronze, this line of pushbuttons is specifically designed to meet your individual style and function needs.

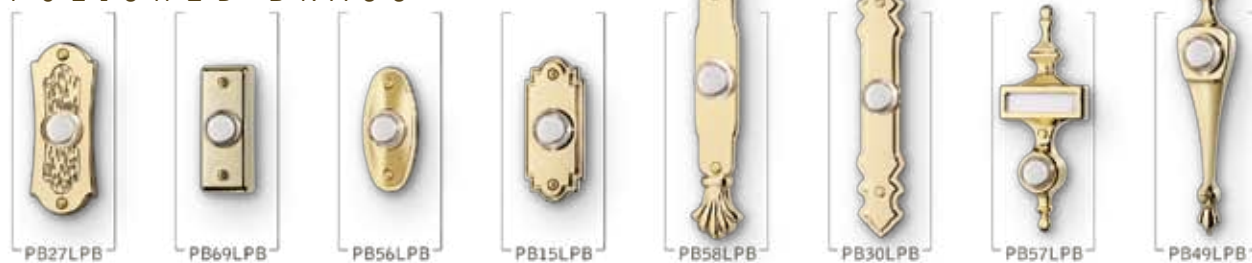
Decorative Pushbuttons Also Available
See separate sell sheet for details.



SATIN NICKEL



POLISHED BRASS



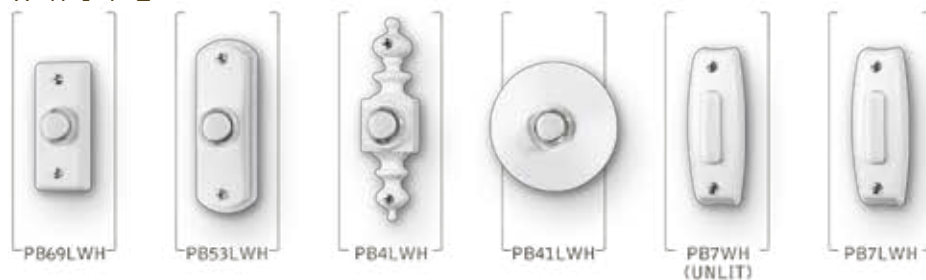
OIL-RUBBED BRONZE



ANTIQUe BRASS




WHITE



NuTone® Pushbuttons

Model#	Lighted or Unlighted	Finish	Surface Mount	Fits Brick Molding	Dimensions
PB59LPB	Lighted	Polished Brass			1 5/8" x 4 1/4"
PB57LPB	Lighted	Polished Brass	X		2" x 5"
PB27LBR	Lighted	Oil-Rubbed Bronze			1 1/2" x 3 1/2"
PB27LPB	Lighted	Polished Brass			1 1/2" x 3 1/2"
PB58LPB	Lighted	Polished Brass		X	1 1/16" x 6"
PB30LPB	Lighted	Polished Brass			1 1/8" x 6"
PB69LSN	Lighted	Satin Nickel	X	X	1" x 2 3/4"
PB64LAB	Lighted	Antique Brass		X	1 1/8" x 4 3/4"
PB53LWH	Lighted	White	X		1 1/4" x 3 1/2"
PB4LBL	Lighted	Black	X	X	1 1/8" x 4 3/16"
PB4LBR	Lighted	Oil-Rubbed Bronze	X	X	1 1/8" x 4 3/16"
PB4LSN	Lighted	Satin Nickel	X	X	1 1/8" x 4 3/16"
PB4LVR	Lighted	Verde	X	X	1 1/8" x 4 3/16"
PB4LWH	Lighted	White	X	X	1 1/8" x 4 3/16"
PB69LWH	Lighted	White	X	X	1" x 2 3/4"
PB69LBL	Lighted	Black	X	X	1" x 2 3/4"
PB69LPB	Lighted	Polished Brass	X	X	1" x 2 3/4"
PB69LPC	Lighted	Polished Chrome	X	X	1" x 2 3/4"
PB61LPB	Lighted	Polished Brass			1 1/4" x 4 1/2"
PB15LPB	Lighted	Polished Brass			1 3/4" x 3"
PB15LBR	Lighted	Oil-Rubbed Bronze			1 3/4" x 3"
PB15LSN	Lighted	Satin Nickel			1 3/4" x 3"
PB56LPB	Lighted	Polished Brass			1 1/4" x 2 3/4"
PB62LPB	Lighted	Polished Brass	X		1 15/16" Round
PB49LPB	Lighted	Polished Brass	X	X	1 1/8" x 6"
PB67AB	Unlighted	Antique Brass	X		1 3/4" Round
PB67PB	Unlighted	Polished Brass	X		1 3/4" Round
PB27LSN	Lighted	Satin Nickel			1 1/2" x 3 1/2"
PB29LSN	Lighted	Satin Nickel			7/8" x 3 9/16"
PB29LPB	Lighted	Polished Brass		X	7/8" x 3 9/16"
PB19LGL	Lighted	Polished Brass with Antique Hammered Center	X	X	1" x 3 1/8"
PB10LGL	Lighted	Gold Anodized with Black Trim			7/8" x 2 5/8"
PB29LR	Lighted	Oil-Rubbed Bronze			7/8" x 3 9/16"
PB18LWHCL	Lighted	Clear/White		X	1 3/16" Round
PB18WHCL	Unlighted	Clear/White		X	1 3/16" Round
PB7LBL	Lighted	Black	X	X	2 7/8" x 1" x 3/4"
PB7LSN	Lighted	Satin Nickel	X	X	2 7/8" x 1" x 3/4"
PB7LPB	Lighted	Polished Brass	X	X	2 7/8" x 1" x 3/4"
PB7WH	Unlighted	White	X	X	2 7/8" x 1" x 3/4"
PB7LWH	Lighted	White	X	X	2 7/8" x 1" x 3/4"

BLACK




GOLD



VERDE



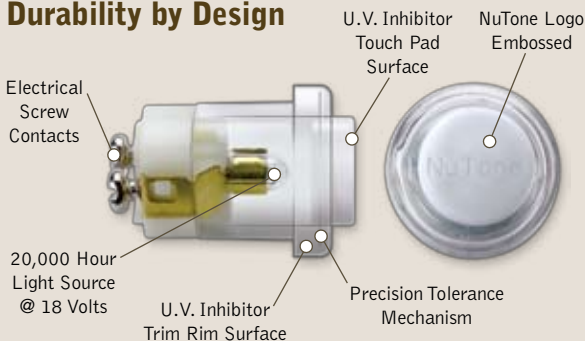
BUTTONS



POLISHED CHROME



Pushbutton Durability by Design



NuTone® Stucco Pushbuttons

Model#	Lighted Or Unlighted	Finish	Dimensions
PB41BGL	Unlighted	Polished Brass (Escutcheon & Button)	2 1/2" Round
PB41LBGL	Lighted	Polished Brass (Escutcheon & Button)	2 1/2" Round
PB41LBR	Lighted	Oil-Rubbed Bronze (Escutcheon & Button)	2 1/2" Round
PB41LSN	Lighted	Satin Nickel (Escutcheon & Button)	2 1/2" Round
PB41LWH	Lighted	White (Escutcheon & Button)	2 1/2" Round
PB41APB41LA	-	Wiring Sleeve	-

NuTone's® Easy Wired Chime Upgrade!

If you're planning to redecorate, now would be a great time to change your door chime to match the new décor. Or have you ever wished your chime had a better sound quality? Maybe your existing chime doesn't work anymore? NuTone has a wide selection of wired chimes you can select from to replace your old one in as little as fifteen minutes.

Upgrade your existing 2-note wired door chime with these simple steps.

1) Turn off power to the door chime.

2) Remove the chime cover and label wires (front, rear, transformer).

3) Remove wires from terminals before removing chime base from wall.

4) Attach new door chime base to wall after feeding wires through the chime mechanism.

5) Connect wires to terminals, install cover and restore power.*



*When upgrading from a 2-note chime to a NuTone 4 or 8-note chime, it will be necessary to add two nine-volt batteries.

Exclusions: Models BK147LWH, LA14WH and LA174WH are recessed (installed inside the wall). Model LA70MA requires an additional wire run from the transformer to the chime to provide adequate power.

NuTone® Collection of Wireless Door Chimes



No wires, no problem!

NuTone's wireless chimes install in just minutes, with no wires to run. You can choose a plug-in strobe chime for the garage, a portable battery-operated model for upstairs, and another chime anywhere in between, because they're all compatible with each other. Our portable styles can go with you, so visitors won't be missed even when you're out on the deck! All models feature adjustable codes to avoid interference from a neighbor's wireless chime, and all chimes have unobstructed operational distances of 150 feet. LA532RW and LA533WH have an unobstructed operational distance of 300 feet. Easy installation, reliable operation and great sound. Expect nothing less from a NuTone wireless chime.

Wireless Chime Advantages

- Easy to install, no wires to run
- Adjustable volume on some models
- Portable... move it wherever you need it

Portable

The art of convenience.

NuTone makes your life easier. Our portable chimes can go with you, so visitors won't be missed even when you're out on the deck! Contemporary designs feature an adjustable volume control and include a wireless pushbutton.



Portable Pilot™ Wireless Chime LA533WH

Bigger, noisier homes with electronics, personal computers and surround sound theaters make it harder to hear when a friend is at the door. NuTone brings you the Pilot door chime, offering a soft non-obtrusive design to hang or stand on a flat surface. CD-quality sound reproduction and volume control assist in providing a pleasant notification in multiple home locations. Add more doors with additional NuTone wireless pushbuttons.

Features adjustable volume control.

Dimensions:

6" x 7 5/8" x 2 3/4"

Unobstructed operational distance: 300'



Peace & Quiet Simplicity with Function

Americana™ Wireless Chime LA532RW

Created with inspiration from timepieces, the beautiful Americana door chime brings the charming warmth of wood together with the wireless technology of today. This NuTone chime features wood and brass design simplicity with volume control and CD-quality Westminster sound reproduction. Add more doors with additional NuTone wireless pushbuttons.

Features adjustable volume control.

Dimensions:

9 1/4" x 6 7/8" x 2 3/4"

Unobstructed operational distance: 300'



Inspired by History Designed for Today



LA522WH

Enhanced Cathedral™ sound with adjustable volume. Includes two buttons – one for front door, another for the back door.

Features adjustable volume control.

Dimensions:
4 1/4" x 5 7/8"

LA205WH

Compact, contemporary design sounds two notes at one door only. Receiver mounts to the wall or can be placed on table. Receiver powered by three "AA" batteries (not included). Includes one button.

Features adjustable volume control.

Dimensions:
2 3/4" x 4 1/4" x 1"

LA206WH

Contemporary wave design in bright white. Receiver mounts to the wall or can be placed on table. Receiver powered by four "D" batteries (not included). Includes one button.

Features adjustable volume control.

Dimensions:
6" x 7 5/8" x 2 1/4"

Plug-In

Minimal effort plug-in chime.

Easy to install, with no wiring, they are truly the height of convenience. Great for remote locations or noisy environments.



LA203WH

White receiver and one button. Just plug the receiver into a convenient wall outlet and it's ready for use.

Features adjustable volume control.

LA203RWH

Receiver only.

Features adjustable volume control.

Dimensions:
2 3/4" x 4 1/4" x 1"

LA204WH

White receiver and one button. Built-in strobe light ideal for hearing impaired or noisy environments. Just plug the receiver into a convenient wall outlet and it's ready for use.

LA204RWH

Receiver only.

Dimensions:
3 1/4" x 4 1/2" x 1 1/2"

Mechanical Thru-Door Greeter

See who's on the other side of the door.

This easy-to-install system requires no wiring and rings a two-note chime. Includes a gold anodized name plate with a pushbutton.



MCV309NWHGL

The MCV309NWHGL french white greeter with optical lens viewer lets you see who is at the door before you open it. Fits doors 1 1/4" to 2" thick.

Dimensions:
3 1/4" x 7 5/8" x 1 1/4"

Pushbuttons

Simple yet stylish.

NuTone® wireless pushbuttons allow you to identify one door from another, by setting each button to ring to a different number of notes. Eight, two, or single note tones. User selectable codes prevent interference from other wireless chimes. These pushbuttons work with all NuTone wireless chimes and use an CA23 battery (included).



PB75BR

Adds additional doors to most NuTone wireless chimes.

Features adjustable volume control.

Oil-Rubbed Bronze.

Dimensions:
1 1/4" x 3 3/16" x 7/8"

PB72WH

Sealed button is designed for added durability. Adds additional doors to most NuTone wireless chimes.

Features adjustable volume control.

White.

Dimensions:
7/8" x 3 1/8" x 7/8"

PB75SN

Adds additional doors to most NuTone wireless chimes.

Features adjustable volume control.

Satin Nickel.

Dimensions:
1 1/4" x 3 3/16" x 7/8"



NuTone® is America's leading brand of residential built-in convenience products including door chimes, central vacuum systems, intercom systems, home theater speakers, medicine cabinets, ceiling fans, ironing centers and ventilation fans.

Broan® is America's leading brand of residential ventilation products including range hoods, ventilation fans, heater/fan/light combination units, Indoor Air Quality (IAQ) systems, built-in heaters, whole-house fans, attic ventilators and trash compactors.

NuTone®

www.NuTone.com

Broan-NuTone LLC, 926 W. State Street, Hartford, WI 53027
888-336-3948 • In Canada call 877-896-1119

