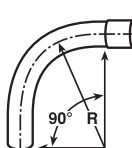
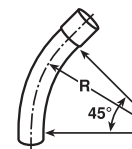
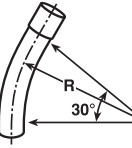


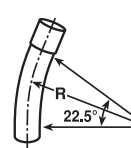
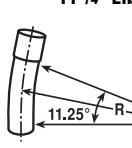
Rigid Nonmetallic Conduit – Schedule 40 Elbows

Schedule 40 Elbows Standard Radius

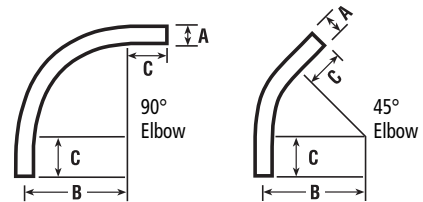
Available in plain and integral belled end for use with nonmetallic solvent weld fittings.



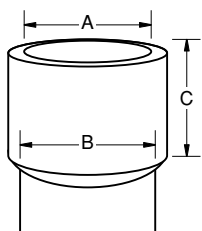
Item	Plain End Part No.	Belled End Part No.	Size	Plain End Std. Ctn. Qty.	Belled End Std. Ctn. Qty.	
90° Elbow 	UA9AD	UA9ADB	1/2"	50	50	
	UA9ADR-CAR	UA9ADB	1/2"	25	50	
	UA9AE	UA9AEB	3/4"	25	25	
	UA9AFR-CTN	UA9AFB-CTN	1"	25	25	
	UA9AG	UA9AGB	1 1/4"	20	20	
	UA9AH	UA9AHB	1 1/2"	25	25	
	UA9AJ	UA9AJB	2"	20	20	
	UA9AJ-CAR	UA9AJB	2"	5	20	
	UA9AK-CAR	UA9AKB-CAR	2 1/2"	10	10	
	UA9AL	UA9ALB-CAR	3"	1	5	
	UA9AM	UA9AMB	3 1/2"	1	20	
	UA9AN	UA9ANB	4"	1	1	
	UA9AP	UA9APB	5"	1	1	
	UA9AR	UA9ARB	6"	1	1	
	45° Elbow 	UA7AD	UA7ADB	1/2"	50	50
		UA7AE	UA7AEB	3/4"	25	25
		UA7AER-CAR	UA7AEB	3/4"	15	25
UA7AF		UA7AFB	1"	20	20	
UA7AF-CAR		UA7AFB	1"	15	20	
UA7AG		UA7AGB	1 1/4"	20	20	
UA7AH		UA7AHB	1 1/2"	20	20	
UA7AJ		UA7AJB	2"	20	20	
UA7AJ-CAR		UA7AJB-CAR	2"	4	4	
UA7AK		UA7AKB	2 1/2"	20	20	
UA7AK-CAR		UA7AKB-CAR	2 1/2"	5	5	
UA7AL-CAR		UA7ALB	3"	5	25	
UA7AL-CAR		UA7ALB-CAR	3"	5	10	
UA7AM		UA7AMB	3 1/2"	1	20	
UA7AN		UA7ANB	4"	1	20	
UA7AP		UA7APB	5"	1	1	
UA7AR		UA7ARB	6"	1	1	
30° Elbow 	UA6AD	UA6ADB	1/2"	50	50	
	UA6AE	UA6AEB	3/4"	25	25	
	UA6AF	UA6AFB	1"	25	1	
	UA6AG	UA6AGB	1 1/4"	20	20	
	UA6AH	UA6AHB	1 1/2"	25	1	
	UA6AJ	UA6AJB	2"	20	20	
	UA6AK	UA6AKB	2 1/2"	10	20	
	UA6AL	UA6ALB	3"	1	1	
	UA6AM	UA6AMB	3 1/2"	1	1	
	UA6AN	UA6ANB	4"	1	1	
	UA6AP	UA6APB	5"	1	1	
	UA6AR	UA6ARB	6"	1	1	

Item	Plain End Part No.	Belled End Part No.	Size	Plain End Std. Ctn. Qty.	Belled End Std. Ctn. Qty.
22 1/2° Elbow 	UA5AD	-	1/2"	1	-
	UA5AE	-	3/4"	1	-
	UA5AF	-	1"	1	-
	UA5AG	-	1 1/4"	1	-
	UA5AH	-	1 1/2"	1	-
	UA5AJ	UA5AJB	2"	25	1
	UA5AK	-	2 1/2"	20	-
	UA5AL	UA5ALB	3"	5	1
	UA5AM	-	3 1/2"	1	-
	UA5AN	UA5ANB	4"	1	1
11 1/4° Elbow 	UA3AD	-	1/2"	1	-
	UA3AE	-	3/4"	1	-
	UA3AF	-	1"	1	-
	UA3AG	-	1 1/4"	1	-
	UA3AH	-	1 1/2"	1	-
	UA3AJ	-	2"	1	-
	UA3AK	-	2 1/2"	1	-
	UA3AL	-	3"	1	-
	UA3AM	-	3 1/2"	1	-
	UA3AN	UA3ANB	4"	1	1
UA3AP	-	5"	1	-	
UA3AR	-	6"	1	-	

Standard Radius Elbow Dimensions



Integral Belled End Dimensions



Trade Size	A		B		C	
	At Entrance Max.	Min.	At Bottom Max.	Min.	Socket Depth Max.	Min.
1/2"	.860	0.844	0.844	0.828	1.500	0.652
3/4"	1.074	1.054	1.056	1.036	1.500	0.719
1"	1.340	1.320	1.320	1.300	1.875	0.875
1 1/4"	1.689	1.665	1.667	1.643	2.000	0.938
1 1/2"	1.930	1.906	1.906	1.882	2.000	1.062
2"	2.405	2.381	2.381	2.357	2.000	1.125
2 1/2"	2.905	2.875	2.883	2.853	3.000	1.469
3"	3.530	3.500	3.507	3.477	3.125	1.594
3 1/2"	4.065	3.965	4.007	3.977	3.250	1.687
4"	4.565	4.465	4.506	4.476	3.375	1.750
5"	5.643	5.543	5.583	5.523	3.625	1.937
6"	6.708	6.608	6.644	6.584	3.750	2.125

Size	A	B Min. (Radius)	C Min.
1/2"	.840	4"	1 1/2"
3/4"	1.050	4 1/2"	1 1/2"
1"	1.315	5 3/4"	1 7/8"
1 1/4"	1.660	7 1/4"	2"
1 1/2"	1.900	8 1/4"	2"
2"	2.375	9 1/2"	2"
2 1/2"	2.875	10 1/2"	3"
3"	3.500	13"	3 1/8"
3 1/2"	4.000	15"	3 1/4"
4"	4.500	16"	3 3/8"
5"	5.563	24"	3 5/8"
6"	6.625	30"	3 3/4"

Rigid Nonmetallic Conduit – Schedule 40 Elbows

Schedule 40 Elbows Special Radius

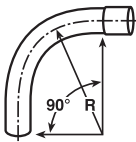
*Consult factory for additional sizes/configurations

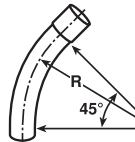


ETL Listed to UL 651 in compliance to the NEC



LISTED E35297

Segment	Plain End Part No.	Belled End Part No.	Nom. Diam.	Radius (in.)	Plain End Std. Ctn. Qty.	Belled End Std. Ctn. Qty.
90° Elbow 	UA9CF	UA9CFB	1"	18"	1	1
	UA9DF	UA9DFB	1"	24"	1	1
	UA9EF	UA9EFB	1"	30"	1	1
	UA9FF	-	1"	36"	1	-
	UA9HF	-	1"	48"	1	-
	UA9CG	UA9CGB	1 1/4"	18"	1	1
	UA9DG	UA9DGB	1 1/4"	24"	1	1
	UA9EG	UA9EGB	1 1/4"	30"	1	1
	UA9FG	UA9FGB	1 1/4"	36"	1	1
	UA9HG	-	1 1/4"	48"	1	-
	UA9CH	UA9CHB	1 1/2"	18"	1	1
	UA9DH	UA9DHB	1 1/2"	24"	1	1
	UA9EH	UA9EHB	1 1/2"	30"	1	1
	UA9FH	UA9FHB	1 1/2"	36"	1	1
	UA9HH	-	1 1/2"	48"	1	-
	UA9CJ	UA9CJB	2"	18"	1	1
	UA9DJ	UA9DJB-UPC	2"	24"	1	1
	UA9EJ	UA9EJB	2"	30"	1	1
	UA9FJ-UPC	UA9FJB	2"	36"	1	1
	UA9HJ	UA9HJB	2"	48"	1	1
	UA9JJ	-	2"	72"	1	-
	UA9CK	UA9CKB	2 1/2"	18"	1	1
	UA9DK	UA9DKB-UPC	2 1/2"	24"	1	1
	UA9EK	UA9EKB	2 1/2"	30"	1	1
	UA9FK-UPC	UA9FKB	2 1/2"	36"	1	1
	UA9HK	UA9HKB	2 1/2"	48"	1	1
	UA9CL	UA9CLB	3"	18"	1	1
	UA9DL	UA9DLB-UPC	3"	24"	1	1
	UA9EL	UA9ELB	3"	30"	1	1
	UA9FL	UA9FLB	3"	36"	1	1
	UA9HL	UA9HLB	3"	48"	1	1
	UA9IL	-	3"	60"	1	-
	UA9DM	UA9DMB	3 1/2"	24"	1	1
	UA9EM	UA9EMB	3 1/2"	30"	1	1
	UA9FM	UA9FMB	3 1/2"	36"	1	1
	UA9HM	UA9HMB	3 1/2"	48"	1	1
	-	UA9CNB	4"	18"	-	1
	UA9DN	UA9DNB	4"	24"	1	1
	UA9EN	UA9ENB	4"	30"	1	1
	UA9FN	UA9FNB	4"	36"	1	1
	UA9HN	UA9HNB	4"	48"	1	1
	UA9IN	UA9INB	4"	60"	1	1
UA9JN	-	4"	72"	1	1	
UA9EP	UA9EPB	5"	30"	1	1	
UA9FP	UA9FPB	5"	36"	1	1	
UA9HP	UA9HPB	5"	48"	1	1	
UA9IP	UA9IPB	5"	60"	1	1	
UA9FR	UA9FRB	6"	36"	1	1	
UA9HR	UA9HRB	6"	48"	1	1	
UA9IR	UA9IRB	6"	60"	1	1	
-	UA9TRB	6"	180"	-	1	
UA9HT	-	8"	48"	1	1	

Segment	Plain End Part No.	Belled End Part No.	Nom. Diam.	Radius (in.)	Plain End Std. Ctn. Qty.	Belled End Std. Ctn. Qty.
45° Elbow 	UA7CF	-	1"	18"	1	-
	UA7DF	-	1"	24"	1	-
	UA7EF	-	1"	30"	1	-
	UA7FF	-	1"	36"	1	-
	UA7HF	-	1"	48"	1	-
	UA7CG	-	1 1/4"	18"	1	-
	UA7DG	-	1 1/4"	24"	1	-
	UA7EG	-	1 1/4"	30"	1	-
	UA7FG	-	1 1/4"	36"	1	-
	UA7HG	-	1 1/4"	48"	1	-
	UA7CH	-	1 1/2"	18"	1	-
	UA7DH	-	1 1/2"	24"	1	-
	UA7EH	-	1 1/2"	30"	1	-
	UA7FH	UA7FHB	1 1/2"	36"	1	1
	UA7HH	-	1 1/2"	48"	1	-
	-	UA7BJB	2"	12"	-	1
	UA7CJ	UA7CJB	2"	18"	1	1
	UA7DJ	UA7DJB	2"	24"	1	1
	UA7EJ	UA7EJB	2"	30"	1	1
	UA7FJ	UA7FJB	2"	36"	1	1
	UA7HJ	UA7HJB	2"	48"	1	1
	UA7SJ	-	2"	150"	1	-
	UA7CK	-	2 1/2"	18"	1	-
	UA7DK	UA7DKB	2 1/2"	24"	1	1
	UA7EK	-	2 1/2"	30"	1	-
	UA7FK	UA7FKB	2 1/2"	36"	1	1
	UA7HK	-	2 1/2"	48"	1	-
	UA7CL	UA7CLB	3"	18"	1	1
	UA7DL	UA7DLB	3"	24"	1	1
	UA7EL	UA7ELB	3"	30"	1	1
	UA7FL	UA7FLB	3"	36"	1	1
	-	UA7HLB	3"	48"	-	1
	UA7DM	-	3 1/2"	24"	1	-
	UA7EM	-	3 1/2"	30"	1	-
	UA7FM	-	3 1/2"	36"	1	-
	UA7DN	UA7DNB	4"	24"	1	1
	UA7EN	UA7ENB	4"	30"	1	1
	UA7FN	UA7FNB	4"	36"	1	1
	UA7HN	UA7HNB	4"	48"	1	1
	-	UA7NNB	4"	120"	-	1
	UA7SN	UA7SNB	4"	150"	1	-
	UA7EP	UA7EPB	5"	30"	1	1
UA7FP	UA7FPB	5"	36"	1	1	
UA7HP	UA7HPB	5"	48"	1	1	
-	UA7IPB	5"	60"	-	1	
-	UA7NPB	5"	120"	-	1	
-	UA7SPB	5"	150"	-	1	
UA7FR	UA7FRB	6"	36"	1	1	
UA7HR	UA7HRB	6"	48"	1	1	
UA7FT	-	8"	36"	1	-	
UA7HT	-	8"	48"	1	-	

Rigid Nonmetallic Conduit – Schedule 40 Elbows



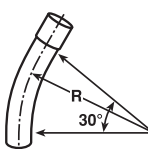
ETL Listed to UL 651 in compliance to the NEC

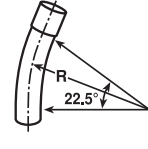


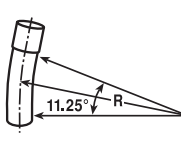
LISTED E35297

Schedule 40 Elbows Special Radius

*Consult factory for additional sizes/configurations

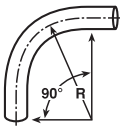
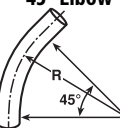
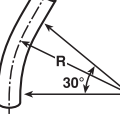
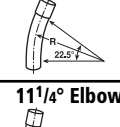
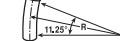
Segment	Plain End Part No.	Belled End Part No.	Nom. Diam.	Radius (in.)	Plain End Std. Ctn. Qty.	Belled End Std. Ctn. Qty.
30° Elbow 	UA6CJ	–	2"	18"	1	–
	UA6DJ	UA6DJB	2"	24"	1	1
	UA6FJ	UA6FJB	2"	36"	1	1
	UA6HJ	UA6HJB	2"	48"	1	1
	UA6CK	–	2 1/2"	18"	1	–
	UA6DK	–	2 1/2"	24"	1	–
	UA6CL	–	3"	18"	1	–
	UA6DL	UA6DLB	3"	24"	1	1
	UA6FL	UA6FLB	3"	36"	1	1
	UA6HL	UA6HLB	3"	48"	1	1
	UA6DM	–	3 1/2"	24"	1	–
	UA6FM	–	3 1/2"	36"	1	–
	UA6HM	–	3 1/2"	48"	1	–
	UA6DN	–	4"	24"	1	–
	UA6FN	UA6FNB	4"	36"	1	1
	UA6HN	UA6HNB	4"	48"	1	1
	UA6FP	UA6FPB	5"	36"	1	1
	UA6HP	UA6HPB	5"	48"	1	1
	UA6FR	UA6FRB	6"	36"	1	1
	UA6HR	UA6HRB	6"	48"	1	1

Segment	Plain End Part No.	Belled End Part No.	Nom. Diam.	Radius (in.)	Plain End Std. Ctn. Qty.	Belled End Std. Ctn. Qty.
22 1/2° Elbow 	UA5FF	–	1"	36"	1	–
	UA5FG	–	1 1/4"	36"	1	–
	UA5FH	UA5FHB	1 1/2"	36"	1	1
	UA5CJ	UA5CJB	2"	18"	1	1
	UA5DJ	UA5DJB	2"	24"	1	25
	UA5EJ	UA5EJB	2"	30"	1	1
	UA5FJ	UA5FJB	2"	36"	1	1
	UA5HJ	–	2"	48"	1	–
	UA5VJ	–	2"	300"	1	–
	UA5CK	–	2 1/2"	18"	1	–
	UA5DK	–	2 1/2"	24"	1	–
	UA5EK	–	2 1/2"	30"	1	–
	UA5FK	–	2 1/2"	36"	1	–
	UA5HK	–	2 1/2"	48"	1	–
	–	UA5CLB	3"	18"	1	1
	UA5DL	UA5DLB	3"	24"	1	1
	UA5EL	UA5ELB	3"	30"	1	1
	UA5FL	UA5FLB	3"	36"	1	1
	UA5HL	–	3"	48"	1	–
	UA5VL	–	3"	300"	1	–
	UA5DM	–	3 1/2"	24"	1	–
	UA5EM	–	3 1/2"	30"	1	–
	UA5FM	–	3 1/2"	36"	1	–
	UA5HM	–	3 1/2"	48"	1	–
	UA5DN	UA5DNB	4"	24"	1	1
	UA5EN	UA5ENB	4"	30"	1	1
	UA5FN	UA5FNB	4"	36"	1	1
	UA5HN	UA5HNB	4"	48"	1	–
	UA5IN	–	4"	60"	1	–
	UA5JN	–	4"	72"	1	–
	UA5SN	UA5SNB	4"	150"	1	–
	–	UA5UNB	4"	240"	–	1
	–	UA5VNB	4"	300"	–	1
	–	UA5DPB	5"	24"	1	1
	UA5EP	UA5EPB	5"	30"	1	1
	UA5FP	UA5FPB	5"	36"	1	1
	UA5HP	UA5HPB	5"	48"	1	1
	UA5IP	–	5"	60"	1	–
	UA5SP	–	5"	150"	1	–
	–	UA5UPB	5"	240"	–	1
–	UA5VPB	5"	300"	–	1	
UA5FR	UA5FRB	6"	36"	1	1	
UA5HR	UA5HRB	6"	48"	1	1	
UA5IR	–	6"	60"	1	–	
UA5RR	–	6"	144"	1	–	
UA5SR	–	6"	150"	1	–	
UA5VR	–	6"	300"	1	–	
UA5FT	–	8"	36"	1	–	
UA5HT	–	8"	48"	1	–	

Segment	Plain End Part No.	Belled End Part No.	Nom. Diam.	Radius (in.)	Plain End Std. Ctn. Qty.	Belled End Std. Ctn. Qty.
11 1/4° Elbow 	UA3DJ	UA3DJB	2"	24"	1	25
	UA3FJ	UA3FJB	2"	36"	1	1
	UA3HJ	–	2"	48"	1	–
	UA3HK	–	2 1/2"	48"	1	–
	UA3DL	UA3DLB	3"	24"	1	1
	UA3FL	UA3FLB	3"	36"	1	1
	UA3HL	–	3"	48"	1	–
	UA3DM	–	3 1/2"	24"	1	–
	UA3HM	–	3 1/2"	48"	1	–
	UA3DN	UA3DNB	4"	24"	1	1
	UA3FN	UA3FNB	4"	36"	1	1
	–	UA3SNB	4"	150"	–	1
	UA3HN	UA3HNB	4"	48"	1	1
	UA3FP	UA3FPB	5"	36"	1	1
	UA3HP	–	5"	48"	1	–
	–	UA3UPB	5"	240"	–	1
	UA3FR	UA3FRB	6"	36"	1	1
	UA3HR	–	6"	48"	1	–
	UA3FT	–	8"	36"	1	–

Schedule 80 Elbows Standard Radius

Available in plain end only for use with nonmetallic solvent weld fittings.

Item	Plain End Part No.	Belled End Part No.	Size	Plain End Std. Ctn. Qty.	Belled End Std. Ctn. Qty.	
90° Elbow 	UB9AD	-	1/2"	50	-	
	UB9AD-CAR	-	1/2"	25	-	
	UB9AE	-	3/4"	25	-	
	UB9AE-CAR	-	3/4"	15	-	
	UB9AF	-	1"	25	-	
	UB9AF-CAR	-	1"	10	-	
	UB9AG	-	1 1/4"	20	-	
	UB9AG-CAR	-	1 1/4"	5	-	
	UB9AH	-	1 1/2"	25	-	
	UB9AH-CAR	-	1 1/2"	5	-	
	UB9AJ	-	2"	20	-	
	UB9AJ-CAR	-	2"	5	-	
	UB9AK-CAR	-	2 1/2"	10	-	
	UB9AL-CAR	-	3"	5	-	
	UB9AN	-	4"	1	-	
	UB9AP	UB9APB	5"	1	1	
	UB9AR	-	6"	1	-	
	45° Elbow 	UB7AD	-	1/2"	50	-
		UB7AE-UPC	-	3/4"	25	-
		UB7AF-UPC	-	1"	20	-
UB7AG		-	1 1/4"	20	-	
UB7AH		-	1 1/2"	20	-	
UB7AH-CAR		-	1 1/2"	5	-	
UB7AJ-UPC		-	2"	20	-	
UB7AK		-	2 1/2"	20	-	
UB7AL		-	3"	1	-	
UB7AN		-	4"	1	-	
UB7AP		UB7APB	5"	1	1	
UB7AR		-	6"	1	-	
30° Elbow 		UB6AD	-	1/2"	50	-
		UB6AE	-	3/4"	25	-
	UB6AF	-	1"	25	-	
	UB6AG	-	1 1/4"	5	-	
	UB6AH	-	1 1/2"	25	-	
	UB6AJ	-	2"	20	-	
	UB6AK	-	2 1/2"	1	-	
	UB6AL	-	3"	1	-	
	UB6AN	-	4"	1	-	
	UB6AP	-	5"	1	-	
22 1/2° Elbow 	UB5AL	-	3"	5	-	
	UB5AN	-	4"	1	-	
11 1/4° Elbow 	UB3AL	-	3"	1	-	
	UB3AR	-	6"	1	-	

Flexible PVC Elbows



- UL listed for exposed and direct burial applications in accordance with Article 356 of 2002 NEC
- 0° - 90° bending and offset applications
- O-ring seal for moisture tight connections
- Maintains round shape throughout bend
- Sunlight resistant
- Non-corrosive – all PVC and Neoprene material
- Fully assembled and ready to use

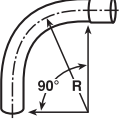
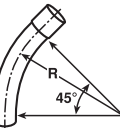
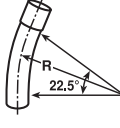
Part No.	Size	Std. Ctn. Qty.	Std. Ctn. Wt. (lbs.)	Length Fully Assembled
UAFAD	1/2"	8	1.6	8.5"
UFAE	3/4"	6	1.9	9.6"
UFAF	1"	6	2.4	11.9"

Special Radius



ETL Listed to UL 651 in compliance to the NEC



Segment	Plain End Part No.	Belled End Part No.	Nom. Diam.	Radius (in.)	Plain End Std. Ctn. Qty.	Belled End Std. Ctn. Qty.		
90° Elbow 	UB9CF	-	1"	18"	1	-		
	UB9DF	-	1"	24"	1	-		
	UB9FF	-	1"	36"	1	-		
	UB9HF	-	1"	48"	1	-		
	UB9CG	-	1 1/4"	18"	1	-		
	UB9DG	-	1 1/4"	24"	1	-		
	UB9FG	-	1 1/4"	36"	1	-		
	UB9HG	-	1 1/4"	48"	1	-		
	UB9CH	-	1 1/2"	18"	1	-		
	UB9DH-UPC	UB9DHB	1 1/2"	24"	1	1		
	UB9FH	-	1 1/2"	36"	1	-		
	UB9HH	-	1 1/2"	48"	1	-		
	UB9CJ	-	2"	18"	1	-		
	UB9DJ-UPC	UB9DJB	2"	24"	1	1		
	UB9FJ	UB9FJB	2"	36"	1	1		
	UB9HJ	-	2"	48"	1	-		
	UB9CK	-	2 1/2"	18"	1	-		
	UB9DK-UPC	UB9DKB	2 1/2"	24"	1	1		
	UB9FK	UB9FKB	2 1/2"	36"	1	1		
	UB9HK	-	2 1/2"	48"	1	-		
	UB9CL	-	3"	18"	1	-		
	UB9DL	UB9DLB	3"	24"	1	1		
	UB9FL	UB9FLB	3"	36"	1	1		
	UB9HL	-	3"	48"	1	-		
	UB9DN	UB9DNB	4"	24"	1	1		
	UB9FN	UB9FNB	4"	36"	1	1		
	UB9HN	UB9HNB	4"	48"	1	1		
	UB9NN	-	4"	120"	1	-		
	UB9FP	-	5"	36"	1	-		
	UB9HP	-	5"	48"	1	-		
	UB9IP	-	5"	60"	1	-		
	UB9FR	-	6"	36"	1	-		
	UB9HR	-	6"	48"	1	-		
	UB9IR	-	6"	60"	1	-		
	45° Elbow 	UB7CF	-	1"	18"	1	-	
		UB7DF	-	1"	24"	1	-	
		UB7FF	-	1"	36"	1	-	
		UB7HF	-	1"	48"	1	-	
		UB7DG	-	1 1/4"	24"	1	-	
		UB7FG	-	1 1/4"	36"	1	-	
		UB7HG	-	1 1/4"	48"	1	-	
		UB7CH	-	1 1/2"	18"	1	-	
		UB7DH	UB7DHB	1 1/2"	24"	1	1	
		UB7FH	-	1 1/2"	36"	1	-	
		UB7HH	-	1 1/2"	48"	1	-	
		UB7CJ	-	2"	18"	1	-	
		UB7DJ	UB7DJB	2"	24"	1	1	
		UB7FJ	UB7FJB	2"	36"	1	1	
UB7HJ		-	2"	48"	1	-		
UB7DK		UB7DKB	2 1/2"	24"	1	1		
UB7FK		-	2 1/2"	36"	1	-		
UB7HK		-	2 1/2"	48"	1	-		
UB7CL		-	3"	18"	1	-		
UB7DL		UB7DLB	3"	24"	1	1		
UB7FL		UB7FLB	3"	36"	1	1		
UB7HL		-	3"	48"	1	-		
UB7DN		UB7DNB	4"	24"	1	1		
UB7FN		UB7FNB	4"	36"	1	1		
UB7HN		-	4"	48"	1	-		
UB7FP		-	5"	36"	1	-		
UB7HP		-	5"	48"	1	-		
UB7FR		-	6"	36"	1	-		
UB7HR		-	6"	48"	1	-		
UB7IR		-	6"	60"	1	-		
30° Elbow		UB6FN	-	4"	36"	1	-	
		UB6FR	-	6"	36"	1	-	
		22 1/2° Elbow 	-	UB5DHB	1 1/2"	24"	-	20
			-	UB5DJB	2"	24"	-	20
			-	UB5FJB	2"	36"	-	25
			-	UB5DKB	2 1/2"	24"	-	15
			UB5DL	UB5DLB	3"	24"	1	10
			-	UB5FLB	3"	36"	-	1
		UB5DN	UB5DNB	4"	24"	1	5	
		-	UB5FNB	4"	36"	-	1	
		UB5FP	-	5"	36"	1	-	
		11 1/4° Elbow	UB3FP	-	5"	36"	1	-

Corrosion Resistance of Carlon Schedule 40 and Schedule 80 PVC Conduit and Fittings

Carlon Schedule 40 and Schedule 80 are generally acceptable for use in environments containing the chemicals below. These environmental resistance ratings are based upon tests where the specimens were placed in complete submergence in the reagent listed. Schedule 40 and Schedule 80 can be used in many process areas where

chemicals not on this list are manufactured or used because worker safety requirements dictate that any air presence or splashing be at a very low level.

If there are any questions for specific suitability in a given environment, prototype samples should be tested under actual conditions.

Acetic Acid 0-20%	Butyl Alcohol	Fluorine Gas – Wet	Mercurous Nitrate	Sodium Arsenite
Acetic Acid 20-30%	Butyl Phenol	Fluorine Gas – Dry	Mercury	Sodium Benzoate
Acetic Acid 30-60%	Butylene	Fluoroboric Acid	Methyl Sulfate	Sodium Bicarbonate
Acetic Acid 80%	Butyric Acid	Fluorosilicic Acid	Methylene Chloride	Sodium Bisulfate
Acetic Acid – Glacial	Calcium Bisulfite	Formaldehyde	Mineral Oils	Sodium Bisulfite
Acetic Acid Vapors	Calcium Carbonate	Formic Acid	Naphthalene	Sodium Bromide
Acetylene	Calcium Chlorate	Fructose	Nickel Chloride	Sodium Chlorate
Adipic Acid	Calcium Chloride	Gallic Acid	Nickel Nitrate	Sodium Chloride
Alum	Calcium Hydroxide	Gas – Coke Oven	Nitric Acid, Anhydrous	Sodium Cyanide
Aluminum Chloride	Calcium Hypochlorite	Gas – Natural (Dry)	Nitric Acid 20%	Sodium Dichromate
Aluminum Fluoride	Calcium Nitrate	Gas – Natural (Wet)	Nitric Acid 40%	Sodium Ferricyanide
Aluminum Hydroxide	Calcium Sulfate	Gasoline – Sour	Nitric Acid 60%	Sodium Ferrocyanide
Aluminum Oxychloride	Carbonic Acid	Gasoline – Refined	Nitrobenzene	Sodium Fluoride
Aluminum Nitrate	Carbon Dioxide Gas – Wet	Glucose	Nitrous Oxide	Sodium Hydroxide
Aluminum Sulfate	Carbon Dioxide – Aqueous Solution	Glycerine (Glycerol)	Oils and Fats	Sodium Hypochlorite
Ammonia-Dry Gas	Carbon Monoxide	Glycol	Oils – Petroleum – (See Type)	Sodium Nitrate
Ammonium Bifluoride	Caustic Potash	Glycolic Acid	Oleic Acid	Sodium Nitrite
Ammonium Carbonate	Caustic Soda	Green Liquor (Paper Industry)	Oxalic Acid	Sodium Sulfate
Ammonium Chloride	Chloracetic Acid	Heptane	Palmitic Acid 10%	Sodium Sulfide
Ammonium Hydroxide 28%	Chloral Hydrate	Hexanol, Tertiary	Perchloric Acid 10%	Sodium Sulfite
Ammonium Metaphosphate	Chlorine Gas (Dry)	Hydrobromic Acid 20%	Phenylhydrazine Hydrochloride	Sodium Thiosulfate (Hypo)
Ammonium Nitrate	Chlorine Gas (Moist)	Hydrochloric Acid 0% - 25%	Phosgene, Gas	Stannic Chloride
Ammonium Persulfate	Chlorine Water	Hydrochloric Acid 25% - 40%	Phosphoric Acid – 0-25%	Stannous Chloride
Ammonium Phosphate – Neutral	Chlorosulfonic Acid	Hydrocyanic Acid or Hydrogen Cyanide	Phosphoric Acid – 25-50%	Stearic Acid
Ammonium Sulfate	Chrome Alum	Hydrofluoric Acid 10%	Phosphoric Acid – 50-85%	Sulfur
Ammonium Sulfide	Chromic Acid 10%	Hydrofluorosilicic Acid	Photographic Chemicals	Sulfur Dioxide – Gas Dry
Ammonium Thiocyanate	Chromic Acid 30%	Hydrogen Phosphide	Plating Solutions	Sulfur Trioxide
Amyl Alcohol	Chromic Acid 40%	Hydrogen Sulfide – Dry	Potassium Bicarbonate	Sulfuric Acid – 0-10%
Antraquinone	Chromic Acid 50%	Hydrogen Sulfide – Aqueous Solution	Potassium Bichromate	Sulfuric Acid – 10-75%
Antraquinonesulfonic Acid	Citric Acid	Hydroquinone	Potassium Borate	Sulfuric Acid – 75-90%
Antimony Trichloride	Copper Chloride	Hydroxylamine Sulfate	Potassium Bromide	Sulfurous Acid
Aqua Regia	Copper Cyanide	Iodine	Potassium Carbonate	Tannic Acid
Arsenic Acid 80%	Copper Fluoride	Kerosene	Potassium Chloride	Tanning Liquors
Arylsulfonic Acid	Copper Nitrate	Lactic Acid 28%	Potassium Chromate	Tartaric Acid
Barium Carbonate	Copper Sulfate	Lauric Acid	Potassium Cyanide	Titanium Tetrachloride
Barium Chloride	Cottonseed Oil	Lauryl Chloride	Potassium Dichromate	Triethanolamine
Barium Hydroxide	Cresylic Acid 50%	Lauryl Sulfate	Potassium Ferricyanide	Trimethyl Propane
Barium Sulfate	Crude Oil – Sour	Lead Acetate	Potassium Ferrocyanide	Trisodium Phosphate
Barium Sulfide	Crude Oil – Sweet	Lime Sulfur	Potassium Fluoride	Turpentine
Beet – Sugar Liquor	DeminerIALIZED Water	Linoleic Acid	Potassium Hydroxide	Urea
Benzene Sulfonic Acid 10%	Dextrin	Linseed Oil	Potassium Nitrate	Vinegar
Benzoic Acid	Dextrose	Lubricating Oils	Potassium Perborate	Whiskey
Bismuth Carbonate	Diglycolic Acid	Magnesium Carbonate	Potassium Perchlorate	White Liquor (Paper Industry)
Black Liquor (Paper Industry)	Disodium Phosphate	Magnesium Chloride	Potassium Permanganate 10%	Wines
Bleach – 12.5% Active CL ₂	Ethyl Alcohol	Magnesium Hydroxide	Potassium Persulfate	Zinc Chloride
Borax	Ethylene Glycol	Magnesium Nitrate	Potassium Sulfate	Zinc Chromate
Boric Acid	Fatty Acids	Magnesium Sulfate	Propane	Zinc Cyanide
Brine	Ferric Chloride	Maleic Acid	Propyl Alcohol	Zinc Nitrate
Breeder Pellets – Dane. Fish	Ferric Nitrate	Malic Acid	Silicic Acid	Zinc Sulfate
Bromic Acid	Ferric Sulfate	Mercuric Chloride	Silver Cyanide	
Bromine – Water	Ferrous Chloride	Mercuric Cyanide	Silver Nitrate	
Butane	Ferrous Sulfate		Silver Plating Solutions	
Butadiene			Sodium Acetate	

Suggested Format for Specifying Carlon Nonmetallic Conduit, Conduit Fittings and Junction Boxes

- A.** The Carlon rigid nonmetallic conduit system shall be installed as indicated on the drawings and as specified herein.
- B.** All wiring shall be installed in Carlon rigid nonmetallic conduit. All conduit shall be secured by means of proper fittings. All fittings shall be Carlon.
- C.** Carlon outlet boxes, fittings and junction boxes shall be used for all outlets, pull boxes and junction points. (Lighting fixtures shall not be supported or hung from PVC junction boxes but be supported in position by other means.)
- D.** Exposed conduits shall be mounted securely by suitable hangers or straps with the maximum spacing of points of supports not greater than indicated by Section 352.30 of the NEC.
- E.** Except where embedded in concrete or direct buried, Carlon conduit shall be supported to permit adequate lineal movement to allow for expansion and contraction of conduit due to temperature change.
- F.** For aboveground installations where temperature change in excess of 14°C (25°F) is anticipated, expansion joints shall be installed. See Table 352.44(A) NEC for expansion characteristics.
- G.** Proper care shall be taken when field bending is employed to maintain the internal diameter and wall thickness of the conduit.

