


ALLEN
INDUSTRIAL HAND TOOLS



[CLICK HERE FOR NAVIGATION HINTS](#)

ALLEN™ QUICK REFERENCE

To facilitate the use of your Allen catalog, we have devised the following speed index. All products have been organized under the appropriate catalog section and categorized by tool type

for quick reference. To locate a specific item number, please refer to the index on pages 173 -176.

Catalog Section	Product Category	Page Number(s)	Catalog Section	Product Category	Page Number(s)		
Industrial Tool Sets	Tool Sets	11-21	Hex Keys & Sets	6" & 12" Long Arm Hex Keys	100		
	Tool Boxes	22		cont'd.	6" & 12" Long Arm Hex Key Sets	100	
	Set Contents Listing	177-185		Ball-End L-Keys	101		
Drive Tools & Sockets	1/4" Drive Ratchets	25		Ball-End L-Key Sets	102-103		
	1/4" Drive Accessories	25-26		Cushion-Grip T-Handles	102		
	1/4" Drive Sockets	27-28		Cushion-Grip T-Handle Sets	103		
	1/4" Drive Socket Sets	29-31		Loop T-Handles	106		
	3/8" Drive Ratchets	32-33		Loop T-Handle Sets	106-107		
	3/8" Drive Accessories	33-35		Plas-T-Key® T-Handles	107		
	3/8" Drive Sockets	35-39		Plas-T-Key® T-Handle Sets	107		
	3/8" Drive Socket Sets	40-52		Forged T-Handles	108		
	1/2" Drive Ratchets	52-53		Screwdriver Handle & Sets	103-104		
	1/2" Drive Accessories	54-55		Straight Bits	109		
	1/2" Drive Sockets	55-58		Hex Key Assortments	109		
	1/2" Drive Socket Sets	59-63		General Use Tools			
	3/4" Drive Ratchets	63		& Displays	Hacksaws	113	
	3/4" Drive Accessories	64			Pliers	113-114	
	3/4" Drive Sockets	65-66			Screwdrivers	115-116	
	3/4" Drive Socket Sets	66-67			Nut Drivers	116	
	1" Drive Ratchets	68			Punches	117	
1" Drive Accessories	68			Chisels	118-119		
1" Drive Sockets	69-70			Bars	119		
1" Drive Socket Sets	70			Punch and Chisel Sets	120-121		
Wrenches	Combination	73-76		Hammers	122		
	Open End	76-77		Tool Storage	123		
	Box End	77-78		Displays	124-130		
	Flare Nut	78		K-D® Torque Tools	Torque Wrenches	133-134	
	Ratcheting Box End	78			Dial	133	
	Adjustable	79			Micrometer	133	
	Structural	79			Torque Multiplier	134	
	Spanner	80			Beam	134	
	Striking Face	80-81			Torque Screwdrivers	134	
	Crowfoot	81			Torque Angle Gauge	134	
	Wrench Sets	82-90			K-D® Specialty Tools	Basic Engine	137-138
	Crowfoot	81			Valve Engine	139-140	
	Combination	82-87			Fuel System Engine	141	
	Open End	88-89			Filter Wrenches	142-145	
Box End	88			Suspension & Drive Train	146		
Flare Nut	90			Drive Line	147		
Ratcheting Box End	90			Ignition & Electrical	148-150		
Adjustable	90			Brake & Wheel	151-157		
Hex Keys & Sets	Fold-Ups	93-95		Cooling & Exhaust	158		
	Duracast®	93		Specialty	159-162		
	Standard	94		Feeler Gauges	163-164		
	Long	94		Pullers	165-166		
	Torx®	95		Snap Rings, Pliers, Tools	167-169		
	Short-Arm Hex Keys	96		Brushes	170-172		
	Short-Arm Hex Key Sets	96-97		Index by Item Number	173-176		
	Long-Arm Hex Keys	98		Key Fit Selector Charts	186		
Long-Arm Hex Key Sets	98-100		Conversion Chart	187			

PROUDLY MADE IN THE U.S.A.

Allen™ Industrial Hand Tools are proudly designed and manufactured in the USA and meet the Federal Trade Commissions “all or virtually all” ruling reaffirmed in December 1997. Each tool that bears the Made in the USA mark has earned this honor and represents our commitment to uncompromising quality and durability.

WARRANTY

Allen Industrial Hand Tools feature a lifetime warranty to insure your complete satisfaction. If any Allen tool does not perform satisfactorily, when used for its intended purpose, return it to the place of purchase for repair or replacement free of charge. Normal wear or misuse is excluded. Upon factory inspection, tools showing evidence of abuse, misuse, worn-out, altered, or used for purposes other than intended are not covered under this warranty. Increasing and Reducing Adapters are stamped “Not Warranted” and are not covered under this policy.

There is a limited warranty on Serviceable Product (torque wrenches) one year from date of purchase. (Torque wrench calibration warranty period - 90 days). For further information, please contact your Allen Industrial Distributor or Allen Sales Representative, or refer to your Allen Price List for complete details.

LIABILITY

The Danaher Tool Group is not responsible for personal injury or damage resulting from improper tool usage, product modification, abuse, or usage beyond expected product life.

FEDERAL AND ANSI SPECIFICATIONS

Federal and ANSI specifications contained in this catalog are intended as a guide only for tool classification and do not infer that the tool identified is in full compliance with the specification indicated. In addition, where specifications are listed, certain Black Ox™ (black oxide) tools may meet full dimensional compliance, except for coatings. For specific information regarding compliance, contact your Allen Industrial Distributor, Allen Sales Representative, or Allen customer service at 1-800-866-5753.

DIMENSIONS

All dimensions shown in this catalog are nominal. If minimum/maximum dimensions must be determined, please contact your Allen Industrial Distributor, Allen Sales Representative, or Allen customer service at 1-800-866-5753.

Finishes, materials, dimensions, and designs are subject to change without notice. Allen also reserves the right to discontinue items at any time without notice as part of our ongoing product development.

WHERE TO BUY ALLEN INDUSTRIAL HAND TOOLS

Allen Industrial Hand Tools are stocked and distributed by Industrial Distributors throughout the U.S.A. and Canada. If you need the name of your local Allen Industrial Distributor, please contact Allen customer service at 1-800-866-5753.

SAFETY

Safety Recommendations:

- Protect your eyes: always wear safety goggles.
- Maintain all tools in proper working order and never modify a tool from its original design to accomplish a task for which it was not intended.
- Always select a tool in the correct size and type for the job to be accomplished.
- Inspect all tools prior to use and discard those that are damaged or excessively worn.
- Do not attempt to increase the leverage of any tool with a pipe extension or other “cheater” device.
- When possible, always pull on a wrench handle rather than push and adjust your stance to prevent a fall.
- Never hammer on a wrench handle or use a wrench as a striking tool.
- Discard all hammers with a loose or damaged handle and always be certain that hammer heads are tight on the handle.
- Discard all nut drivers and screwdrivers with split or broken handles. They cannot be used efficiently and may cause injury.
- Screwdrivers are intended for screw driving only. Do not attempt to use them as punches, chisels, scrapers or pry bars.
- Discard all chisels or punches with a dull, chipped, defective cutting edge or point or mushroomed struck face.
- Adjustable wrenches should be tightly adjusted to the nut and pulled so that the force is on the side of the fixed jaw.
- Chrome finished hand sockets or attachments are designed for use on manually operated drive tools only and should not be used on power tools. Black Ox™ (black oxide) impact sockets and attachments are designed for use on power tools but may also be used for manual operation.

To learn more about the selection, safety tips and proper use of your Allen hand tools, you can obtain HTI's Guide to Hand Tools, compliments of Allen Industrial Hand Tools. Contact your Allen Industrial Distributor, Allen Sales Representative, or Allen customer service at 1-800-866-5753. Depending on the quantity ordered, there may be a nominal charge.





Allen™ Heritage

To the industrial tool market, it means quality. In 1910, William G. Allen patented a cold drawing process for making hex socket set screws that were stronger than any other at the time. These quality fasteners demanded quality tools, so it wasn't long before the Allen hex wrench

was created. As the business grew, so did Allen's reputation for uncompromising quality. Today, the makers of the number one hex key in the world have put nearly a century of experience into an industrial hand tool line with the quality, durability and value worthy of the name Allen.

Allen™ Industrial Hand Tools

Specially designed for demanding industrial tool users.

Our industrial hand tool line is built with Allentough features and the strength and durability to stand up to your customers' daily punishments.

Allen tools offer:

- Heavy duty teardrop shaped ratchets with single hand reversing and lock-on/quick release design, as well as our new round head ratchets which offer superior torque and durability.
- Patented Torque-Wrap® design for superior torque strength and longer ratchet life.
- Exclusive Allendrive® socket and wrench designs for more torque strength with less chance of fastener rounding.

We've brought this innovative thinking to a full line of industrial tools. So when your customers ask for strength, durability, comfort and convenience, you can offer it all in one high-quality, high performance line from Allen.



Allen™ Superior Quality

It starts with the latest manufacturing technology and ends with a full lifetime warranty.

To make tools that last, we've made significant investments in CNC machinery and advanced

forming technology. This is how we are able to deliver outstanding quality and consistency at the most competitive cost. Allen industrial hand tools are proudly made in the USA and backed by a full lifetime warranty.

Allen™ Service Excellence

We're committed to being business partners. There's more to the Allen industrial line than tough durable tools. It also includes comprehensive service and support. We've been dedicated to the industrial market since 1910 and support you with a complete distributor program:

- Experienced direct Allen Area Sales Representatives
- Knowledgeable customer service team

- Comprehensive marketing and support programs
- Dedicated 800 phone and fax ordering numbers for quick response
- Electronic Data Interchange (EDI) is available. For more information, contact our EDI coordinator.

Allen™ . The Strength Behind The Name.

With Allen, you not only get exceptional quality, strength and durability from our extensive product line, you also get the strength behind the name. In addition to being number one in hex keys and recognized as the source for industrial hand tools, Allen is also part of America's largest manufacturer of ratchets, sockets and wrenches, the Danaher Tool Group. Danaher industrial product lines include some of the most well recognized brand names in the industry:

- Armstrong® Industrial Tools

- Jacobs® Drill Chucks and Accessories
- Holo-Krome® Socket and Screw Products
- K-D® Specialty Tools

This powerful product array gives you a single source for one of the industry's most extensive product offerings. This unique alliance together with world class manufacturing, technology, and total customer satisfaction insures that whatever your customers need, Allen Industrial Hand Tools can provide the right tool for the job.

Allen™ . When You Expect A Lot From Your Hand Tools.

When you want an industrial hand tool line with heritage, performance and value, all backed by

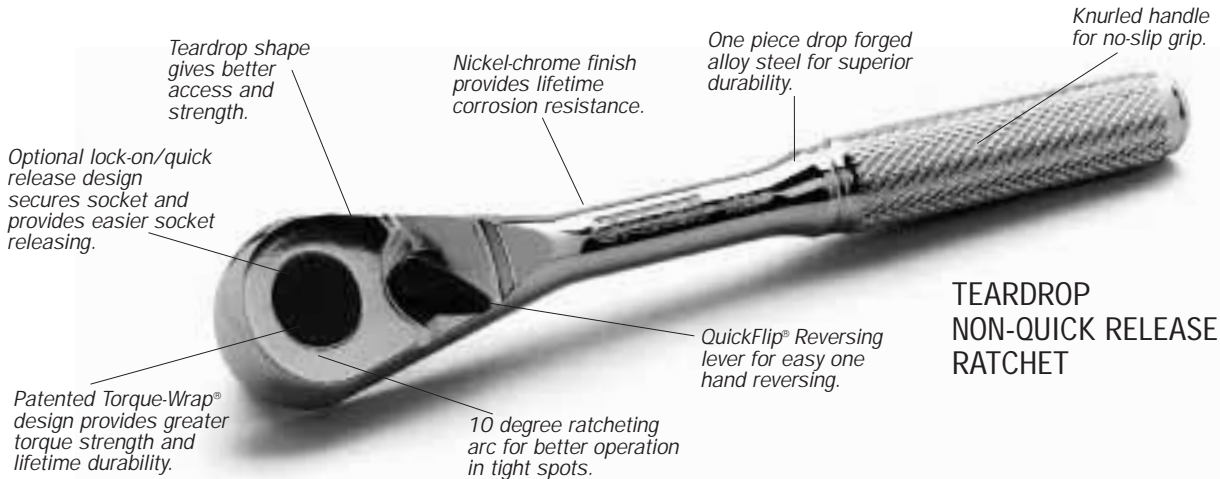
outstanding service and support, one name should come to mind. Allen.

DRIVE TOOLS

Allen ratchets are lab tested and exceed the torque strength and durability of competitive ratchets. Our new round head ratchets offer the same high performance with a distinctive industrial finish. Allen ratchets are

available in a full range of sizes and styles.


- Drive sizes from 1/4" to 1"
- Teardrop, round head and flex head ratchets
- Quick release and non-quick release



SOCKETS

Allen sockets are designed for optimum strength and durability and manufactured to meet or exceed ANSI and government torque performance specifications. They are available in a full range of fractional and metric sizes.

- 6 and 12 point sockets
- Standard, deep and universal sockets
- Spark plug sockets
- Impact sockets
- Flex and hex bit sockets

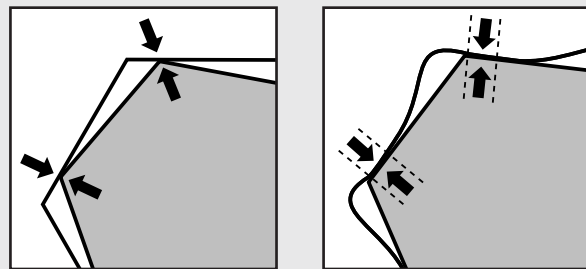


BLACK OX™

Allen now offers its Black Ox™, black industrial finish on a full-range of industrial tools including: ratchets, wrenches and accessories. Manufactured with the same precision and quality found in the entire Allen line, these tools are the ideal choice for demanding industrial applications including non-plated requirements.



ALLENDRIVE®



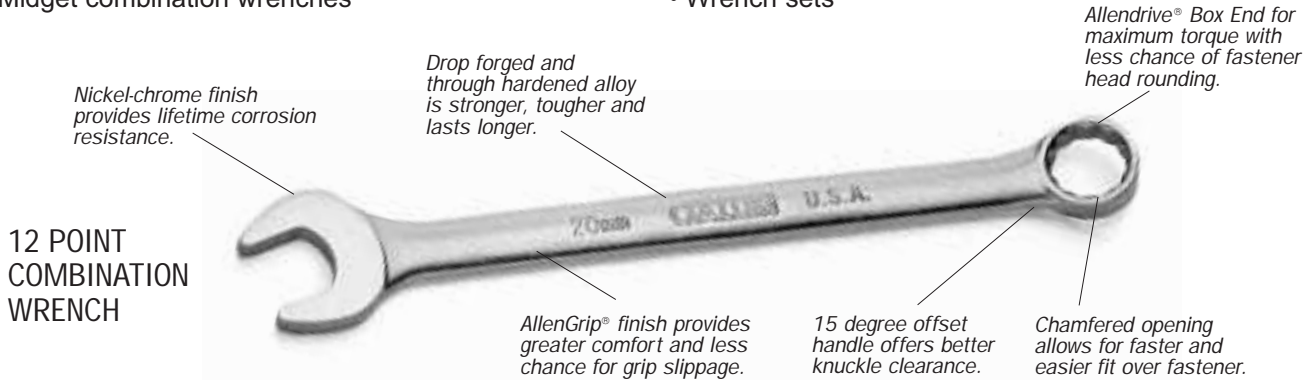
Ordinary sockets and wrenches contact the fastener at its corners. In high torque situations, this can lead to a rounding of the fastener and tool slippage. Allendrive® tools grip the fastener across a broader contact area and allow for greater torque loads without tool slippage.

WRENCHES

Allen professional wrenches are constructed of alloy steel for superior turning power. The line consists of a full range of configurations in fractional sizes from 1/4" to 2 1/2" and in metric sizes from 7mm to 32mm. Allen professional wrenches are available in our new Black Ox™, black industrial finish as well as in nickel-chrome or full polish finish.

- Combination wrenches
- Midget combination wrenches


- Open end wrenches
- Box end wrenches with 15° offset end
- Flare nut wrenches
- Adjustable wrenches
- Ratcheting box end wrenches
- Offset striking wrenches
- Adjustable face, pin and hook spanner wrenches
- Structural wrenches
- Wrench sets



HEX KEYS

The complete line of Allen professional hex keys and hex key sets are constructed with alloy steel for superior strength. They also feature a black oxide finish for greater durability. Allen offers the broadest line of hex keys including:

- Duracast® fold-ups
- Standard fold-ups
- Short arm hex keys
- Long arm hex keys
- Ball end L-keys
- Cushion-grip T-handles
- Plas-T-Key® T-handles
- Forged T-handles
- Handi hex drivers
- Hex key sets
- Hex key assortments
- Metric hex keys

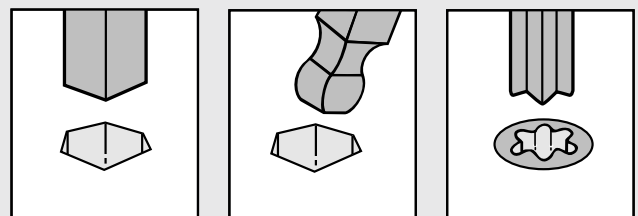


GENERAL USE TOOLS

Allen general use tools are precision manufactured using strict quality control processes for long lasting performance and durability. As with all Allen products, our general use hand tools feature a lifetime warranty.

- Hacksaws
- Pliers
- Nut drivers
- Screwdrivers
- Punches, chisels, bars
- Hammers

HEX, BALL END AND TORX®



Hex, Ball End and Torx® make up the most complete line of key configurations available.

TABLE OF CONTENTS

Safety Information	3	K-D® Specialty Tools.....	135
Industrial Tool Sets.....	9	Basic Engine.....	137
Industrial Tool Sets	11	Valve Engine.....	139
Add-on Sets.....	19	Fuel System Engine.....	141
Tool Boxes.....	22	Filter Wrenches.....	142
Drive Tools & Sockets (individual items and sets).....	23	Suspension & Drive Train.....	146
1/4".....	25	Drive Line.....	147
3/8".....	32	Ignition & Electrical.....	148
1/2".....	52	Brake & Wheel.....	151
3/4".....	63	Cooling & Exhaust.....	158
1".....	68	Specialty.....	159
Wrenches.....	71	Feeler Gauges.....	163
Individual Wrenches.....	73	Pullers.....	165
Wrench Sets.....	82	Snap Rings, Pliers, Tools.....	167
Hex Keys & Sets (individual items and sets).....	91	Brushes.....	170
Fold-ups.....	93	Product Index (by item number).....	173
Hex Keys.....	96	Set Contents Listing (Industrial Tool Sets).....	177
T-Handles.....	102	Key Fit Selector Charts (fractional and metric).....	186
Handi-Hex Drivers.....	108	Conversion Chart.....	187
Straight Bits.....	109	Metric Information: To facilitate ordering, metric tools and sets immediately follow their fractional equivalents and appear on a green background for easy identification.	
Hex Key Assortments.....	109		
General Use Tools & Displays.....	111		
Hacksaws.....	113		
Pliers.....	113		
Screwdrivers.....	115		
Nut Drivers.....	116		
Punches.....	117		
Chisels.....	118		
Bars.....	119		
Punch and Chisel Sets.....	120		
Hammers.....	122		
Tool Storage.....	123		
Merchandising Displays.....	124		
K-D® Torque Tools.....	131		
Torque Wrenches.....	133		
Torque Screwdrivers.....	134		
Torque Angle Gauge.....	134		

SYMBOLS USED IN THIS CATALOG:



6 Point




12 Point



Torx®

INDUSTRIAL TOOL SETS



INDUSTRIAL TOOL SETS



■ IN THIS SECTION:

To meet the needs and exceed the expectations of today's demanding industrial tool user, Allen™ now offers its comprehensive selection of industrial hand tools in a variety of professional tool sets. From common applications to complex maintenance and repair, Allen industrial tool sets are designed to insure that you always have the right tool for the job.

Our sets are classified according to tool selection and are identified as master sets, advanced and intermediate sets, and basic mechanic's sets; available in either fractional, metric or both, as indicated. In addition, we offer a range of add-on sets specifically designed to complement your existing Allen industrial hand tool collection or used as complete sets.

A variety of quality K-D® tools have been specifically chosen to complement some of our industrial tool sets. For a complete selection of K-D products available or to reorder individual items, please refer to the K-D catalog.

447 Piece Fractional / Metric Master Mechanic's Set (1/4", 3/8", 1/2" & 3/4" Drives)

Set No. 19636

Includes:

No. 19804-Roller Cabinet

No. 19805-Top Chest

Approx. Wt.: 523 lbs

Set No. 19635

Tools Only-445 pcs.

Approx. Wt.: 196 lbs

Detailed listing of set contents on page 177



307 Piece Master Mechanic's Set (1/4", 3/8", 1/2" & 3/4" Drives)



Set No. 19634

Includes:

No. 19804-Roller Cabinet

No. 19805-Top Chest

Approx. Wt.: 492 lbs

Set No. 19633

Tools Only-305 pcs.

Approx. Wt.: 165 lbs

Detailed listing of set contents on page 178



300 Piece Fractional/Metric Master Mechanic's Set (1/4", 3/8" & 1/2" Drives)

Set No.19603


Includes:

300 pcs. Tools only
Approx. Wt.: 43.10 lbs

Detailed listing of set
contents on page 179



226 Piece Master Aircraft/Avionics Set (1/4", 3/8" & 1/2" Drives)



Set No. 19632
Includes:
No. 19804-Roller Cabinet
Approx. Wt.: 268 lbs

Set No. 19631
Tools Only-225 pcs.
Approx. Wt.: 89 lbs

Detailed listing of set contents on page 180



226 Piece Advanced Industrial Mechanic's Set (1/4", 3/8" & 1/2" Drives)



Set No. 19630
Includes:
No. 19804-Roller Cabinet
Approx. Wt.: 266 lbs

Set No. 19629
Tools Only-225 pcs.
Approx. Wt.: 87 lbs

Detailed listing of set contents on page 181



181 Piece Industrial Mechanic's Repair Set (3/8", 1/2" & 3/4" Drives)

Set No. 19626

Includes:

No. 19804-Roller Cabinet
Approx. Wt.: 317 lbs

Set No. 19625

Tools Only-180 pcs.
Approx. Wt.: 138 lbs

Detailed listing of set
contents on page 182



199 Piece Metric Master Mechanic's Set (1/4", 3/8" & 1/2" Drives)

Set No. 19628

Includes:

No. 19805-Top Chest
Approx. Wt.: 232 lbs

Set No. 19627

Tools Only-198 pcs.
Approx. Wt.: 80 lbs

Detailed listing of set
contents on page 182



159 Piece Heavy Duty Industrial Mechanic's Set (1/2" & 3/4" Drives)



Set No. 19624
Includes:
No. 19804-Roller Cabinet
Approx. Wt.: 309 lbs

Set No. 19623
Tools Only-158 pcs.
Approx. Wt.: 130 lbs

Detailed listing of set contents on page 183



133 Piece Basic Industrial Mechanic's Set (1/4", 3/8" & 1/2" Drives)



Set No. 19622
Includes:
No. 19805-Top Chest
Approx. Wt.: 211 lbs

Set No. 19621
Tools Only-132 pcs.
Approx. Wt.: 59 lbs

Detailed listing of set contents on page 183



101 Piece General Purpose Industrial Mechanic's Set (3/8" & 1/2" Drives)

Set No. 19616

Includes:

No. 19803-20" Tool Box
Approx. Wt.: 65 lbs

Set No. 19615

Tools Only-100 pcs.
Approx. Wt.: 51 lbs

Detailed listing of set
contents on page 183



108 Piece Basic Metric Set (3/8" & 1/2" Drives)

Set No. 19620

Includes:

No. 19805-Top Chest
Approx. Wt.: 198 lbs

Set No. 19619

Tools Only-107 pcs.
Approx. Wt.: 46 lbs

Detailed listing of set
contents on page 184



79 Piece 1/2" Drive Basic Mechanic's Set



Set No. 19618
Includes:
No. 19803-20" Tool Box
Approx. Wt.: 57 lbs

Set No. 19617
Tools Only-78 pcs.
Approx. Wt.: 42 lbs

Detailed listing of set contents on page 184



70 Piece 3/8" Drive Basic Mechanic's Set



Set No. 19614
Includes:
No. 19803-20" Tool Box
Approx. Wt.: 47 lbs

Set No. 19613
Tools Only-69 pcs.
Approx. Wt.: 33 lbs

Detailed listing of set contents on page 184



43 Piece General Purpose Tool Set

Set No. 19231

Includes:

Tools - 42 pcs.
No. 19803-20" Tool Box
Approx. Wt.: 67 lbs



Set Contents Listing:

6 Pt. 1/4" Dr. Sockets (5/32", 3/16", 7/32", 1/4", 9/32", 5/16", 11/32", 3/8", 7/16", 1/2")
12 Pt. 1/4" Dr. Sockets (5/16", 3/8", 7/16", 1/2", 9/16", 5/8", 11/16", 3/4")
12 Pt. 3/8" Dr. Metric Sockets (10, 11, 12, 13, 14, 15, 16, 17, 18 mm)
6 Pt. 3/8" Dr. Spark Plug Socket
3/8" Dr. 3" Extension
3/8" Dr. Roundhead Ratchet

3/8" Dr. 3/8" X 1/4" Reducing Adapter
Combination Wrenches (3/8", 7/16", 1/2", 9/16", 5/8")
6" Adjustable Wrench
6" Slip Joint Pliers
6-1/2" Long Nose Pliers
Phillips Screwdrivers (#1 X 3, #2 X 4)
Roundblade Screwdriver 1/4 X 4

81 Piece 3/4" Drive Heavy Duty Mechanic's Add-on Set*

Set No. 19640

Includes:

No. 19804-Roller Cabinet
Approx. Wt.: 264 lbs

Set No. 19639

Tools Only-80 pcs.
Approx. Wt.: 85 lbs

Detailed listing of set contents on page 184



* All Allen Add-on Sets may be used as a complete set or to complement another Allen Industrial Tool Set.

141 Piece Metric Add-on Set* (1/4", 3/8" & 1/2" Drives)



Set No. 19642
Includes:
No. 19803-20" Tool Box
Approx. Wt.: 47 lbs

Set No. 19641
Tools Only-140 pcs.
Approx. Wt.: 33 lbs

Detailed listing of set contents on page 185



74 Piece 3/8" & 1/2" Drives Black Ox™ Industrial Add-on Set*

Set No. 19638
Includes:
No. 19803-20" Tool Box
Approx. Wt.: 39 lbs

Set No. 19637
Tools Only-73 pcs.
Approx. Wt.: 25 lbs

Detailed listing of set contents on page 185



* All Allen Add-on Sets may be used as a complete set or to complement another Allen Industrial Tool Set.

32 Piece 1/2" Drive Socket Set

Set No. 19612
Includes:
No. 19803-20" Tool Box
Approx. Wt.: 34 lbs

Set No. 19611
Tools Only-31 pcs.
Approx. Wt.: 19 lbs



23 Piece 3/8" Drive Socket Set

Set No. 19610
Includes:
No. 19803-20" Tool Box
Approx. Wt.: 25 lbs

Set No. 19609
Tools Only-22 pcs.
Approx. Wt.: 9 lbs



15 Piece Accessory Set

Set No. 19608
Includes:
No. 19803-20" Tool Box
Approx. Wt.: 22 lbs

Set No. 19607
Tools Only-14 pcs.
Approx. Wt.: 8 lbs



See page 185 for a detailed listing of set contents for all above sets.



3 DRAWER UTILITY CHEST
Item Number: 19800

Width	Depth	Height
25 15/16"	10 1/6"	11 5/8"
Storage Capacity - 2,200 cu in		
Weight - 42 lbs		



6 DRAWER TOP CHEST
Item Number: 19805

	Width	Depth	Height
	29 3/4"	18 1/2"	19 1/2"
Drawer 1-3	6 3/4"	16 1/2"	2 1/2"
Drawer 4-6	23 3/8"	17 1/2"	2 1/2"
Storage Capacity - 5,081 cu in			
Weight - 150 lbs			

7 DRAWER ROLL A WAY CABINET
Item Number: 19804

	Width	Depth	Height
	29 3/4"	18 1/2"	31 3/4"
Drawer 1-4	23 3/8"	17 1/2"	2 1/2"
Drawer 5-7	23 3/8"	17 1/2"	4"
Storage Capacity - 9,577 cu in			
Weight - 175 lbs			



20" TOOL BOX
Item Number: 19803

Width	Depth	Height
20"	8 1/2"	9 1/2"
Storage Capacity - 1,615 cu in		
Weight - 13 lbs		

DRIVE TOOLS & SOCKETS



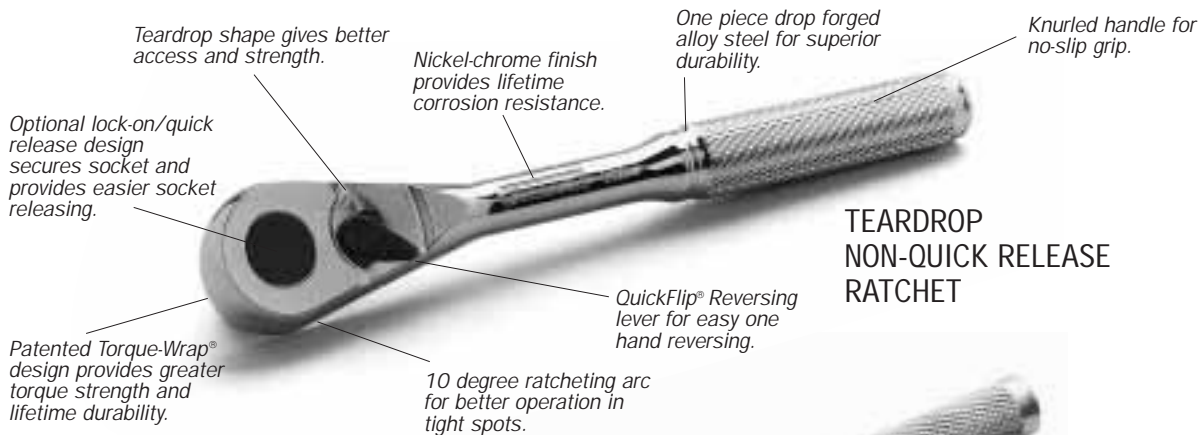
DRIVE TOOLS & SOCKETS

IN THIS SECTION:

Our heavy duty line of drive tools, sockets and accessories are shown in a sequence from 1/4" to 1" drive with the metric equivalents noted where available. Product categories are listed in the following order:

- Ratchets: heavy duty teardrop and round head
- Flex handles

- Speeder handles
- Spinners
- Extensions
- Universal joints
- Adapters
- Sockets: standard, deep, impact (available in 6 pt. or 12 pt.) & hex bit
- Socket sets



**TEARDROP
NON-QUICK RELEASE
RATCHET**

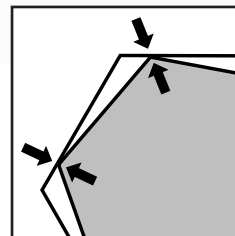


**NEW ROUND
HEAD RATCHET**

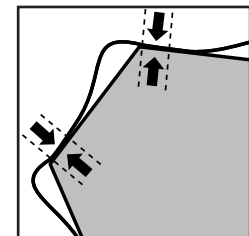
Allen now offers its new round head ratchet. A cost-effective alternative, the round head ratchet provides the same torque strength and durability as the teardrop shaped ratchet, with an 8° ratcheting arc for even greater versatility in tight spots.



**Allendrive®
Socket**



Ordinary Socket



Allendrive® Socket

Ordinary sockets contact the fastener at its corners. In high torque situations, this can lead to a rounding of the fastener and socket slippage. The Allendrive® socket grips the fastener across a broader contact area and allows for greater torque loads without socket slippage.

All drive tools and sockets are proudly made in the U.S.A. and feature a lifetime warranty.

TEARDROP QUICK RELEASE

Item Number	Length	Weight (lbs)	Number of Teeth
10900	5.500	.25	36
10906	Ratchet Repair Kit for 10900		

Fed. Std. GGG-W-641e ANSI Spec. B107.10M



TEARDROP NON-QUICK RELEASE

Item Number	Length	Weight (lbs)	Number of Teeth
10901	5.500	.25	36
10907	Ratchet Repair Kit for 10901		

Fed. Std. GGG-W-641e ANSI Spec. B107.10M



ROUND HEAD QUICK RELEASE

Item Number	Length	Weight (lbs)	Number of Teeth
10904	5.130	.25	45
10908	Ratchet Repair Kit for 10904		

Fed. Std. GGG-W-641e ANSI Spec. B107.10M



ROUND HEAD NON-QUICK RELEASE

Item Number	Length	Weight (lbs)	Number of Teeth
10909	5.000	.28	45
10916	Ratchet Repair Kit for 10909		

Fed. Std. GGG-W-641e ANSI Spec. B107.10M



FLEX HANDLE

Item Number	Length	Weight (lbs)
10920	5.500	.19

Fed. Std. GGG-W-641e ANSI Spec. B107.10M



1/4" DRIVE ACCESSORIES



SPINNER WITH FEMALE DRIVE END

Item Number	Length	Weight (lbs)
10915	6.000	.19

Fed. Std. GGG-W-641e ANSI Spec. B107.10M



FLEX SPINNER

Item Number	Length	Weight (lbs)
10940	6.000	.19



EXTENSIONS

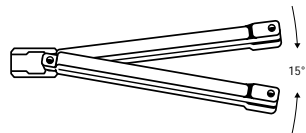
Item Number	Size (Inch)	Weight (lbs)
10902	1.5	.03
10905	3	.06
10910	6	.12

Fed. Std. GGG-W-641e ANSI Spec. B107.10M



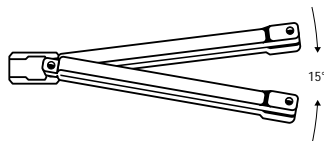
WOBBLE EXTENSIONS

Item Number	Size (Inch)	Weight (lbs)
10911	1.5	.03
10912	3	.06
10913	6	.12



3 PIECE — WOBBLE EXTENSION SET Item Number: 10914

Item Number	Size (Inch)	Weight (lbs)
10911	1.5	.03
10912	3	.06
10913	6	.12
Pouch		



ADAPTER

Item Number	Size (Inch)	Length	Weight (lbs)
10925	1/4F x 3/8M	1.000	.12

Fed. Std. GGG-W-641e
ANSI Spec. B107.10M



UNIVERSAL JOINT

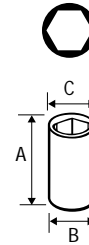
Item Number	Length	Weight (lbs)
10930	1.300	.05

Fed. Std. GGG-W-641e
ANSI Spec. B107.10M

6 PT. — STANDARD SOCKETS

Item Number	Size (Inch)	Dimensions			Weight (lbs)
		A	B	C	
10021	5/32	.883	.458	.280	.03
10022	3/16	.883	.458	.315	.03
10023	7/32	.883	.458	.353	.03
10024	1/4	.883	.458	.390	.03
10025	9/32	.883	.458	.426	.03
10026	5/16	.883	.455	.455	.03
10027	11/32	.883	.502	.502	.03
10028	3/8	.883	.537	.537	.03
10029	7/16	.883	.617	.617	.05
10030	1/2	.883	.694	.694	.05

Fed. Std. GGG-W-641e ANSI Spec. B107.1



6 PT. — METRIC STANDARD SOCKETS

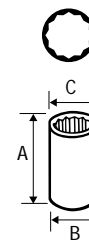
Item Number	Size (mm)	Dimensions			Weight (lbs)
		A	B	C	
10102	4	.883	.458	.280	.03
10104	5	.883	.458	.315	.03
10106	6	.883	.458	.370	.03
10107	7	.883	.458	.426	.03
10108	8	.883	.458	.455	.03
10109	9	.883	.502	.502	.03
10110	10	.883	.548	.548	.03
10111	11	.883	.617	.617	.05
10112	12	.883	.681	.681	.05
10113	13	.883	.713	.713	.06

Fed. Std. GGG-W-641e ANSI Spec. B107.5

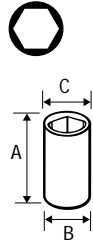
12 PT. — STANDARD SOCKETS

Item Number	Size (Inch)	Dimensions			Weight (lbs)
		A	B	C	
10202	3/16	.883	.458	.315	.05
10203	7/32	.883	.458	.353	.05
10204	1/4	.883	.458	.390	.05
10205	9/32	.883	.458	.426	.05
10206	5/16	.883	.455	.455	.05
10207	11/32	.883	.502	.502	.06
10208	3/8	.883	.537	.537	.06
10209	7/16	.883	.617	.617	.06
10210	1/2	.883	.694	.694	.12

Fed. Std. GGG-W-641e ANSI Spec. B107.1



1/4" DRIVE SOCKETS



6 PT. — DEEP SOCKETS

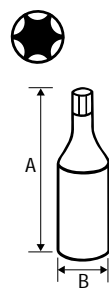
Item Number	Size (Inch)	Dimensions			Weight (lbs)
		A	B	C	
10052	3/16	2.010	.453	.315	.05
10053	7/32	2.010	.477	.356	.05
10054	1/4	2.010	.453	.397	.05
10055	9/32	2.010	.453	.438	.05
10056	5/16	2.010	.458	.458	.05
10057	11/32	2.010	.505	.505	.06
10058	3/8	2.010	.540	.540	.06
10059	7/16	2.010	.620	.620	.06
10060	1/2	2.010	.694	.694	.12

Fed. Std. GGG-W-641e ANSI Spec. B107.1

6 PT. — METRIC DEEP SOCKETS

Item Number	Size (mm)	Dimensions			Weight (lbs)
		A	B	C	
10152	4	2.010	.453	.280	.05
10154	5	2.010	.453	.321	.05
10156	6	2.010	.453	.374	.05
10157	7	2.010	.453	.429	.05
10158	8	2.010	.458	.458	.05
10159	9	2.010	.505	.505	.06
10160	10	2.010	.551	.551	.06
10161	11	2.010	.620	.620	.06
10162	12	2.010	.681	.681	.12
10163	13	2.010	.713	.713	.12
10164	14	2.010	.763	.763	.12

Fed. Std. GGG-W-641e ANSI Spec. B107.5



TORX® BIT SOCKETS

Item Number	Size (Torx)	Dimensions		Weight (lbs)
		A	B	
58900	T-10	1.125	.500	.03
58903	T-15	1.125	.500	.03
58906	T-20	1.125	.500	.03
58909	T-25	1.125	.500	.03
58912	T-27	1.125	.500	.03
58915	T-30	1.125	.500	.06

Configuration in accordance with CAMCAR® Spec. ANSI Spec. not applicable.

Torx® is a registered trademark of CAMCAR, Division of TEXTRON, Inc.

39 PIECE — 1/4" DRIVE FRACTIONAL/METRIC SOCKET SET
Item Number: 19233

Number	Description	Number	Description
10022	6 Pt. Std. Skt. 3/16"	10104	6 Pt. Std. Skt. 5mm
10023	6 Pt. Std. Skt. 7/32"	10106	6 Pt. Std. Skt. 6mm
10024	6 Pt. Std. Skt. 1/4"	10107	6 Pt. Std. Skt. 7mm
10025	6 Pt. Std. Skt. 9/32"	10108	6 Pt. Std. Skt. 8mm
10026	6 Pt. Std. Skt. 5/16"	10109	6 Pt. Std. Skt. 9mm
10027	6 Pt. Std. Skt. 11/32"	10110	6 Pt. Std. Skt. 10mm
10028	6 Pt. Std. Skt. 3/8"	10111	6 Pt. Std. Skt. 11mm
10029	6 Pt. Std. Skt. 7/16"	10112	6 Pt. Std. Skt. 12mm
10030	6 Pt. Std. Skt. 1/2"	10113	6 Pt. Std. Skt. 13mm
10052	6 Pt. Dp. Skt. 3/16"	10156	6 Pt. Dp. Skt. 6mm
10053	6 Pt. Dp. Skt. 7/32"	10157	6 Pt. Dp. Skt. 7mm
10054	6 Pt. Dp. Skt. 1/4"	10158	6 Pt. Dp. Skt. 8mm
10055	6 Pt. Dp. Skt. 9/32"	10159	6 Pt. Dp. Skt. 9mm
10056	6 Pt. Dp. Skt. 5/16"	10160	6 Pt. Dp. Skt. 10mm
10057	6 Pt. Dp. Skt. 11/32"	10161	6 Pt. Dp. Skt. 11mm
10058	6 Pt. Dp. Skt. 3/8"	10162	6 Pt. Dp. Skt. 12mm
10059	6 Pt. Dp. Skt. 7/16"	10163	6 Pt. Dp. Skt. 13mm
10060	6 Pt. Dp. Skt. 1/2"	10164	6 Pt. Dp. Skt. 14mm
Total Weight 3.05 lb		High density polyethylene case	



Number	Description
10902	1 1/2" Extension
10905	3" Extension
10909	Round Head Ratchet

21 PIECE — 1/4" DRIVE SOCKET SET
Item Number: 19011

Number	Description	Number	Description
10022	6 Pt. Std. Skt. 3/16"	10057	6 Pt. Dp. Skt. 11/32"
10023	6 Pt. Std. Skt. 7/32"	10058	6 Pt. Dp. Skt. 3/8"
10024	6 Pt. Std. Skt. 1/4"	10059	6 Pt. Dp. Skt. 7/16"
10025	6 Pt. Std. Skt. 9/32"	10060	6 Pt. Dp. Skt. 1/2"
10026	6 Pt. Std. Skt. 5/16"	10905	3" Extension
10027	6 Pt. Std. Skt. 11/32"	10910	6" Extension
10028	6 Pt. Std. Skt. 3/8"	10930	Universal Joint
10029	6 Pt. Std. Skt. 7/16"	10915	Spinner Handle
10030	6 Pt. Std. Skt. 1/2"	10900	Ratchet Quick Release Metal Box
10054	6 Pt. Dp. Skt. 1/4"	Total Weight 1.75 lb	
10055	6 Pt. Dp. Skt. 9/32"		
10056	6 Pt. Dp. Skt. 5/16"		



21 PIECE — 1/4" DRIVE METRIC SOCKET SET
Item Number: 19015

Number	Description	Number	Description
10102	6 Pt. Std. Skt. 4mm	10159	6 Pt. Dp. Skt. 9mm
10104	6 Pt. Std. Skt. 5mm	10160	6 Pt. Dp. Skt. 10mm
10106	6 Pt. Std. Skt. 6mm	10161	6 Pt. Dp. Skt. 11mm
10107	6 Pt. Std. Skt. 7mm	10162	6 Pt. Dp. Skt. 12mm
10108	6 Pt. Std. Skt. 8mm	10902	1 1/2" Extension
10109	6 Pt. Std. Skt. 9mm	10910	6" Extension
10110	6 Pt. Std. Skt. 10mm	10915	Spinner Handle
10111	6 Pt. Std. Skt. 11mm	10930	Universal Joint
10112	6 Pt. Std. Skt. 12mm	10900	Ratchet Quick Release Metal Box
10156	6 Pt. Dp. Skt. 6mm	Total Weight 1.75 lb	
10157	6 Pt. Dp. Skt. 7mm		
10158	6 Pt. Dp. Skt. 8mm		



1/4" DRIVE SOCKET SETS



13 PIECE — 1/4" DRIVE SOCKET SET

Item Number: 19001 with Quick Release Ratchet
Item Number: 19009 with Round Head Ratchet

Number	Description	Number	Description
10022	6 Pt. Std. Skt. 3/16"	10902	1 1/2" Extension
10023	6 Pt. Std. Skt. 7/32"	10910	6" Extension
10024	6 Pt. Std. Skt. 1/4"	10915	Spinner Handle
10025	6 Pt. Std. Skt. 9/32"	10900	Ratchet Quick Release or
10026	6 Pt. Std. Skt. 5/16"	10909	Round Head Ratchet Metal Box
10027	6 Pt. Std. Skt. 11/32"		Total Weight 1.75 lb
10028	6 Pt. Std. Skt. 3/8"		
10029	6 Pt. Std. Skt. 7/16"		
10030	6 Pt. Std. Skt. 1/2"		



Set now available with your choice of either teardrop ratchet or our *new* economical Round Head Ratchet.



13 PIECE — 1/4" DRIVE SOCKET SET

Item Number: 19020

Number	Description	Number	Description
10202	12 Pt. Std. Skt. 3/16"	10210	12 Pt. Std. Skt. 1/2"
10203	12 Pt. Std. Skt. 7/32"	10915	Spinner Handle
10204	12 Pt. Std. Skt. 1/4"	10902	1/2" Extension
10205	12 Pt. Std. Skt. 9/32"	10910	6" Extension
10206	12 Pt. Std. Skt. 5/16"	10900	Ratchet Quick Release Metal Box
10207	12 Pt. Std. Skt. 11/32"		Total Weight 1.44 lb
10208	12 Pt. Std. Skt. 3/8"		
10209	12 Pt. Std. Skt. 7/16"		



14 PIECE — 1/4" DRIVE METRIC SOCKET SET

Item Number: 19016 with Quick Release Ratchet
Item Number: 19019 with Round Head Ratchet

Number	Description	Number	Description
10102	6 Pt. Std. Skt. 4mm	10113	6 Pt. Std. Skt. 13mm
10104	6 Pt. Std. Skt. 5mm	10902	1 1/2" Extension
10106	6 Pt. Std. Skt. 6mm	10910	6" Extension
10107	6 Pt. Std. Skt. 7mm	10915	Spinner Handle
10108	6 Pt. Std. Skt. 8mm	10900	Ratchet Quick Release or
10109	6 Pt. Std. Skt. 9mm	10909	Round Head Ratchet Metal Box
10110	6 Pt. Std. Skt. 10mm		Total Weight 1.21 lb
10111	6 Pt. Std. Skt. 11mm		
10112	6 Pt. Std. Skt. 12mm		




Set now available with your choice of either teardrop ratchet or our *new* economical Round Head Ratchet.

10 PIECE — 1/4" DRIVE SOCKET SET

Item Number: 19013

Number	Description	Number	Description
10021	6 Pt. Std. Skt. 5/32"	10027	6 Pt. Std. Skt. 11/32"
10022	6 Pt. Std. Skt. 3/16"	10028	6 Pt. Std. Skt. 3/8"
10023	6 Pt. Std. Skt. 7/32"	10029	6 Pt. Std. Skt. 7/16"
10024	6 Pt. Std. Skt. 1/4"	10030	6 Pt. Std. Skt. 1/2"
10025	6 Pt. Std. Skt. 9/32"		Socket Rail, packaged in clamshell
10026	6 Pt. Std. Skt. 5/16"		Total Weight .75 lb



10 PIECE — 1/4" DRIVE METRIC SOCKET SET

Item Number: 19017

Number	Description	Number	Description
10102	6 Pt. Std. Skt. 4mm	10110	6 Pt. Std. Skt. 10mm
10104	6 Pt. Std. Skt. 5mm	10111	6 Pt. Std. Skt. 11mm
10106	6 Pt. Std. Skt. 6mm	10112	6 Pt. Std. Skt. 12mm
10107	6 Pt. Std. Skt. 7mm	10113	6 Pt. Std. Skt. 13mm
10108	6 Pt. Std. Skt. 8mm		Socket Rail, packaged in clamshell
10109	6 Pt. Std. Skt. 9mm		Total Weight .75 lb



9 PIECE — 1/4" DRIVE SOCKET SET

Item Number: 19007


Number	Description	Number	Description
10202	12 Pt. Std. Skt. 3/16"	10208	12 Pt. Std. Skt. 3/8"
10203	12 Pt. Std. Skt. 7/32"	10209	12 Pt. Std. Skt. 7/16"
10204	12 Pt. Std. Skt. 1/4"	10210	12 Pt. Std. Skt. 1/2"
10205	12 Pt. Std. Skt. 9/32"		Socket Rail
10206	12 Pt. Std. Skt. 5/16"		Total Weight .42 lb
10207	12 Pt. Std. Skt. 11/32"		



9 PIECE — 1/4" DRIVE DEEP SOCKET SET

Item Number: 19014

Number	Description	Number	Description
10052	6 Pt. Dp. Skt. 3/16"	10058	6 Pt. Dp. Skt. 3/8"
10053	6 Pt. Dp. Skt. 7/32"	10059	6 Pt. Dp. Skt. 7/16"
10054	6 Pt. Dp. Skt. 1/4"	10060	6 Pt. Dp. Skt. 1/2"
10055	6 Pt. Dp. Skt. 9/32"		Socket Rail
10056	6 Pt. Dp. Skt. 5/16"		Total Weight .68 lb
10057	6 Pt. Dp. Skt. 11/32"		



9 PIECE — 1/4" DRIVE METRIC DEEP SOCKET SET

Item Number: 19018

Number	Description	Number	Description
10156	6 Pt. Dp. Skt. 6mm	10162	6 Pt. Dp. Skt. 12mm
10157	6 Pt. Dp. Skt. 7mm	10163	6 Pt. Dp. Skt. 13mm
10158	6 Pt. Dp. Skt. 8mm	10164	6 Pt. Dp. Skt. 14mm
10159	6 Pt. Dp. Skt. 9mm		Socket Rail
10160	6 Pt. Dp. Skt. 10mm		Total Weight .68 lb
10161	6 Pt. Dp. Skt. 11mm		



3/8" DRIVE RATCHETS



TEAR DROP QUICK RELEASE

Item Number	Length	Weight (lbs)	Number of Teeth
11900	7.625	.69	36
11906	Ratchet Repair Kit for 11900		

Fed. Std. GGG-W-641e ANSI Spec. B107.10M



TEAR DROP QUICK RELEASE FLEX HEAD

Item Number	Length	Weight (lbs)	Number of Teeth
11922	11.375	.94	36
11906	Ratchet Repair Kit for 11922		


Fed. Std. GGG-W-641e ANSI Spec. B107.10M



TEARDROP NON-QUICK RELEASE

Item Number	Length	Weight (lbs)	Number of Teeth
11901	7.625	.69	36
11907	Ratchet Repair Kit for 11901		

Fed. Std. GGG-W-641e ANSI Spec. B107.10M



ROUND HEAD QUICK RELEASE

Item Number	Length	Weight (lbs)	Number of Teeth
11904	7.875	.69	45
11908	Ratchet Repair Kit for 11904		

Fed. Std. GGG-W-641e ANSI Spec. B107.10M



ROUND HEAD NON-QUICK RELEASE

Item Number	Length	Weight (lbs)	Number of Teeth
11913	7.500	.69	45
11923	Ratchet Repair Kit for 11913		



TEARDROP NON-QUICK RELEASE — BLACK

Item Number	Length	Weight (lbs)	Number of Teeth
11901B	7.625	.69	36
11907	Ratchet Repair Kit for 11901B		

Fed. Std. GGG-W-641e ANSI Spec. B107.10M



FLEX HANDLE

Item Number	Length	Weight (lbs)
11920	9.500	.63

Fed. Std. GGG-W-641e ANSI Spec. B107.10M



FLEX HANDLE — BLACK


Item Number	Length	Weight (lbs)
11920B	9.500	.63

Fed. Std. GGG-W-641e ANSI Spec. B107.10M



SPEEDER HANDLE

Item Number	Length	Weight (lbs)
11926	15.500	1.00



EXTENSIONS

Item Number	Size (Inch)	Weight (lbs)
11902	1.5	.12
11905	3	.19
11910	6	.31
11912	10.5	.50
11915	20	.88



LOCKING EXTENSIONS

Item Number	Size (Inch)	Weight (lbs)
11916	5	.28
11917	8	.43
11918	12	.62

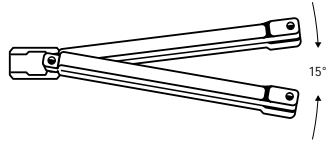



3 PIECE — 3/8" DRIVE LOCKING EXTENSION SET
Item Number: 11919

Number	Description	Total Weight 1.25 lb
11916	3/8" Dr. Extension 5"	
11917	3/8" Dr. Extension 8"	
11918	3/8" Dr. Extension 12"	
	Pouch	

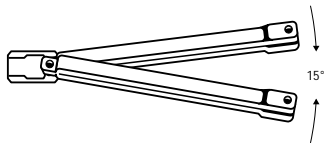


3/8" DRIVE ACCESSORIES



WOBBLE EXTENSION

Item Number	Size (Inch)	Weight (lbs)
11909	1.5	.12
11911	3	.19
11914	6	.31



3 PIECE — WOBBLE EXTENSION SET Item Number: 11921

Item Number	Size (Inch)	Weight (lbs)
11909	1.5	.12
11911	3	.19
11914	6	.31
Pouch		



EXTENSIONS — BLACK

Item Number	Size (Inch)	Weight (lbs)
11905B	3	.19
11910B	6	.31
11912B	10	.51

ADAPTERS



Item Number	Size (inch)	Length	Weight (lbs)
11925	3/8F x 1/2M	1.405	.12
11927	3/8F x 1/4M	1.000	.06

UNIVERSAL JOINT



Item Number	Length	Weight (lbs)
11930	2.000	.12

IMPACT EXTENSIONS

Item Number	Size (Inch)	Weight (lbs)
34203	3	.19
34206	6	.31
34207	8	.50



IMPACT ADAPTER

Item Number	Size (Inch)	Length	Weight (lbs)
34208	3/8F x 1/2M	.625	.09



UNIVERSAL IMPACT

Item Number	Length	Weight (lbs)
34205	2.000	.19

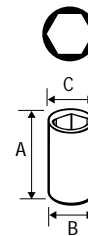


3/8" DRIVE SOCKETS

6 PT. — STANDARD SOCKETS

Item Number	Size (Inch)	Dimensions			Weight (lbs)
		A	B	C	
11004	1/4	.945	.662	.390	.03
11006	5/16	.945	.662	.460	.06
11008	3/8	.945	.664	.568	.06
11009	7/16	.945	.661	.661	.06
11010	1/2	.975	.703	.703	.06
11011	9/16	.975	.779	.779	.06
11012	5/8	1.020	.851	.851	.06
11013	11/16	1.020	.925	.925	.12
11014	3/4	1.135	1.002	1.002	.12
11015	13/16	1.135	1.085	1.085	.12

Fed. Std. GGG-W-641e ANSI Spec. B107.1

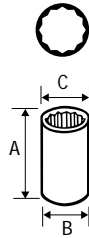


6 PT. — METRIC STANDARD SOCKETS

Item Number	Size (mm)	Dimensions			Weight (lbs)	Item Number	Size (mm)	Dimensions			Weight (lbs)
		A	B	C				A	B	C	
12106	6	.945	.662	.370	.05	12115	15	.975	.803	.803	.06
12107	7	.945	.662	.412	.05	12116	16	1.020	.851	.851	.06
12108	8	.945	.662	.460	.06	12117	17	1.020	.909	.909	.06
12109	9	.945	.664	.516	.06	12118	18	1.135	.936	.936	.06
12110	10	.945	.664	.591	.06	12119	19	1.135	1.002	1.002	.12
12111	11	.945	.659	.659	.12	12120	20	1.135	1.085	1.085	.12
12112	12	.975	.687	.687	.12	12121	21	1.205	1.133	1.133	.12
12113	13	.975	.703	.703	.12	12122	22	1.205	1.181	1.181	.12
12114	14	.975	.763	.763	.06						

Fed. Std. GGG-W-641e ANSI Spec. B107.5

3/8" DRIVE SOCKETS



12 PT. — STANDARD SOCKETS

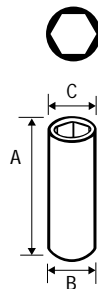
Item Number	Size (Inch)	Dimensions			Weight (lbs)
		A	B	C	
11206	5/16	.945	.662	.460	.03
11208	3/8	.945	.664	.568	.06
11209	7/16	.945	.664	.664	.06
11210	1/2	.975	.703	.703	.06
11211	9/16	.975	.779	.779	.06
11212	5/8	1.020	.851	.851	.06
11213	11/16	1.020	.925	.925	.12
11214	3/4	1.135	1.002	1.002	.12
11215	13/16	1.135	1.085	1.085	.12
11216	7/8	1.205	1.186	1.186	.12

Fed. Std. GGG-W-641e ANSI Spec. B107.1

12 PT. — METRIC STANDARD SOCKETS

Item Number	Size (mm)	Dimensions			Weight (lbs)
		A	B	C	
11309	9	.945	.664	.516	.03
11310	10	.945	.664	.519	.05
11311	11	.945	.659	.659	.05
11312	12	.975	.687	.687	.05
11313	13	.975	.703	.703	.06
11314	14	.975	.763	.763	.06
11315	15	.975	.803	.803	.06
11316	16	1.020	.851	.851	.06
11317	17	1.020	.909	.909	.06
11318	18	1.135	.936	.936	.06
11319	19	1.135	1.002	1.002	.12
11321	21	1.135	1.068	1.068	.12

Fed. Std. GGG-W-641e ANSI Spec. B107.5



6 PT. — DEEP SOCKETS

Item Number	Size (Inch)	Dimensions			Weight (lbs)
		A	B	C	
11058	3/8	2.513	.667	.667	.12
11059	7/16	2.513	.662	.662	.12
11060	1/2	2.513	.706	.706	.12
11061	9/16	2.513	.786	.786	.12
11062	5/8	2.513	.870	.870	.19
11063	11/16	2.513	.925	.925	.19
11064	3/4	2.513	1.002	1.002	.25
11065	13/16	2.526	1.085	1.085	.25
11066	7/8	2.526	1.186	1.186	.31

Fed. Std. GGG-W-641e ANSI Spec. B107.1

6 PT. — METRIC DEEP SOCKETS

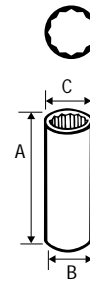
Item Number	Size (mm)	Dimensions			Weight (lbs)
		A	B	C	
11159	9	2.513	.667	.516	.12
11160	10	2.513	.667	.591	.12
11161	11	2.513	.687	.659	.12
11162	12	2.513	.687	.687	.12
11163	13	2.513	.736	.736	.12
11164	14	2.513	.763	.763	.12
11165	15	2.513	.803	.803	.19
11166	16	2.513	.870	.870	.19
11167	17	2.513	.909	.909	.19
11168	18	2.513	.936	.936	.19
11169	19	2.513	1.002	1.002	.25

Fed. Std. GGG-W-641e ANSI Spec. B107.5

12 PT. — DEEP SOCKETS

Item Number	Size (Inch)	Dimensions			Weight (lbs)
		A	B	C	
11258	3/8	2.513	.667	.568	.12
11259	7/16	2.513	.664	.664	.12
11260	1/2	2.513	.706	.706	.12
11261	9/16	2.513	.786	.786	.12
11262	5/8	2.513	.870	.870	.19
11263	11/16	2.513	.925	.925	.19
11264	3/4	2.513	1.002	1.002	.25
11265	13/16	2.526	1.085	1.085	.25
11266	7/8	2.526	1.186	1.186	.31

Fed. Std. GGG-W-641e ANSI Spec. B107.1



12 PT. — METRIC DEEP SOCKETS

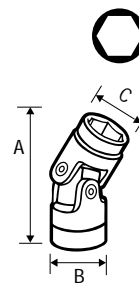
Item Number	Size (mm)	Dimensions			Weight (lbs)
		A	B	C	
11359	9	2.513	.667	.516	.12
11360	10	2.513	.667	.591	.12
11361	11	2.513	.659	.659	.12
11362	12	2.513	.687	.687	.12
11363	13	2.513	.706	.706	.12
11364	14	2.513	.786	.786	.12
11365	15	2.513	.803	.803	.19
11366	16	2.513	.870	.870	.19
11367	17	2.513	.909	.909	.19
11368	18	2.513	.936	.936	.19
11369	19	2.513	1.002	1.002	.25

Fed. Std. GGG-W-641e ANSI Spec. B107.5

6 PT. — UNIVERSAL SOCKETS

Item Number	Size (Inch)	Dimensions			Weight (lbs)
		A	B	C	
11508	3/8	1.813	.753	.753	.12
11509	7/16	1.843	.753	.753	.12
11510	1/2	1.875	.753	.753	.12
11511	9/16	1.969	.753	.797	.12
11512	5/8	2.094	.753	.877	.12
11513	11/16	2.172	.753	.945	.12
11514	3/4	2.234	.753	1.035	.12

Fed. Std. GGG-W-641e ANSI Spec. B107.1

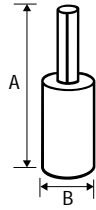


6 PT. — METRIC UNIVERSAL SOCKETS

Item Number	Size (mm)	Dimensions			Weight (lbs)
		A	B	C	
11560	10	1.852	.753	.753	.12
11561	11	1.852	.753	.753	.12
11562	12	1.891	.753	.753	.12
11563	13	1.891	.753	.753	.12
11564	14	1.931	.753	.797	.12
11565	15	2.009	.753	.844	.12
11566	16	2.009	.753	.877	.12
11567	17	2.049	.753	.945	.12
11568	18	2.088	.753	.999	.12
11569	19	2.128	.753	1.035	.12

Fed. Std. GGG-W-641e ANSI Spec. B107.5

3/8" DRIVE SOCKETS



HEX BIT SOCKETS

Item Number	Size (Inch)	Dimensions		Weight (lbs)
		A	B	
58800	7/64	2.071	.690	.03
58802	1/8	2.071	.690	.03
58804	9/64	2.071	.690	.03
58806	5/32	2.071	.690	.03
58808	3/16	2.071	.690	.03
58810	7/32	2.071	.690	.03
58812	1/4	2.920	.940	.05
58814	5/16	2.920	.940	.05
58815	3/8	2.920	.940	.06

METRIC HEX BIT SOCKETS

Item Number	Size (mm)	Dimensions		Weight (lbs)
		A	B	
58672	2	2.071	.690	.03
58674	2.5	2.071	.690	.03
58676	3	2.071	.690	.03
58678	4	2.071	.690	.03
58680	5	2.071	.690	.05
58682	6	2.071	.690	.05
58684	8	2.071	.690	.06
58686	10	2.091	.690	.06



6 PT. — REGULAR SPARK PLUG SOCKETS

Item Number	Size (Inch)	Length	Weight (lbs)
11412	5/8	2.478	.19
11415	13/16	2.510	.31

Fed. Std. GGG-W-641e ANSI Spec. B107.1



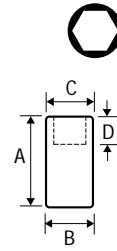
TORX® BIT SOCKETS

Item Number	Size (Torx)	Dimensions		Weight (lbs)
		A	B	
58918	T-40	1.625	.750	.06
58921	T-45	1.625	.750	.06
58924	T-50	1.625	.750	.06

Torx® is a registered trademark of CAMCAR, Division of TEXTRON, Inc.

6 PT. — STANDARD IMPACT SOCKETS

Item Number	Size (Inch)	Dimensions				Weight (lbs)
		A	B	C	D	
34006	5/16	1.102	0.693	.702	0.157	.19
34008	3/8	1.102	0.693	.702	0.197	.19
34009	7/16	1.102	0.693	.702	0.236	.19
34010	1/2	1.102	0.783	.808	0.276	.19
34011	9/16	1.102	0.858	.854	0.315	.25
34012	5/8	1.102	0.933	.910	0.354	.25
34013	11/16	1.102	1.008	.963	0.354	.25
34014	3/4	1.102	1.047	1.045	0.394	.31

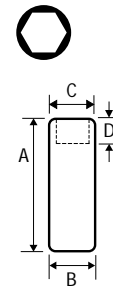


6 PT. — METRIC STANDARD IMPACT SOCKETS

Item Number	Size (mm)	Dimensions				Weight (lbs)
		A	B	C	D	
34108	8	1.102	0.693	.701	0.197	.19
34109	9	1.102	0.693	.701	0.197	.19
34110	10	1.102	0.693	.701	0.197	.19
34111	11	1.102	0.693	.701	0.236	.19
34112	12	1.102	0.736	.775	0.315	.19
34113	13	1.102	0.783	.805	0.354	.19
34114	14	1.102	0.858	.808	0.354	.25
34115	15	1.102	0.878	.854	0.433	.25
34116	16	1.102	0.933	.910	0.433	.25
34117	17	1.102	0.957	.974	0.433	.25
34118	18	1.102	1.008	1.019	0.472	.25
34119	19	1.181	1.047	1.045	0.512	.31

6 PT. — DEEP IMPACT SOCKETS

Item Number	Size (Inch)	Dimensions				Weight (lbs)
		A	B	C	D	
34056	5/16	2.480	0.697	.701	0.315	.19
34058	3/8	2.480	0.697	.701	0.394	.19
34059	7/16	2.480	0.697	.701	0.433	.19
34060	1/2	2.480	0.783	.808	0.512	.19
34061	9/16	2.480	0.858	.854	0.512	.25
34062	5/8	2.480	0.933	.963	0.591	.25
34063	11/16	2.480	1.008	1.019	0.591	.25
34064	3/4	2.480	1.047	1.084	0.787	.31



6 PT. — METRIC DEEP IMPACT SOCKETS

Item Number	Size (mm)	Dimensions				Weight (lbs)
		A	B	C	D	
34157	7	2.480	0.697	.482	0.276	.12
34158	8	2.480	0.697	.506	0.354	.12
34159	9	2.480	0.697	.590	0.394	.13
34160	10	2.480	0.697	.639	0.492	.13
34161	11	2.480	0.697	.701	0.492	.13
34162	12	2.480	0.736	.733	0.492	.14
34163	13	2.480	0.783	.808	0.531	.18
34164	14	2.480	0.858	.808	0.531	.18
34165	15	2.480	0.878	.854	0.591	.20
34166	16	2.480	0.933	.910	0.591	.21
34167	17	2.480	0.957	.963	0.591	.23
34168	18	2.480	1.008	1.019	0.787	.26
34169	19	2.480	1.047	1.068	0.787	.31

1/4", 3/8" & 1/2" DRIVE SOCKET SETS



107 PIECE — 1/4", 3/8" & 1/2" DRIVE FRACTIONAL/METRIC SOCKET SET Item Number: 19222

Number	Description	Number	Description
10021	6 Pt. 1/4" Dr. Std. Skt. 5/32"	11266	12 Pt. 3/8" Dr. Dp. Skt. 7/8"
10022	6 Pt. 1/4" Dr. Std. Skt. 3/16"	11310	12 Pt. 3/8" Dr. Std. Skt. 10mm
10023	6 Pt. 1/4" Dr. Std. Skt. 7/32"	11311	12 Pt. 3/8" Dr. Std. Skt. 11mm
10024	6 Pt. 1/4" Dr. Std. Skt. 1/4"	11312	12 Pt. 3/8" Dr. Std. Skt. 12mm
10025	6 Pt. 1/4" Dr. Std. Skt. 9/32"	11313	12 Pt. 3/8" Dr. Std. Skt. 13mm
10026	6 Pt. 1/4" Dr. Std. Skt. 5/16"	11314	12 Pt. 3/8" Dr. Std. Skt. 14mm
10027	6 Pt. 1/4" Dr. Std. Skt. 11/32"	11315	12 Pt. 3/8" Dr. Std. Skt. 15mm
10028	6 Pt. 1/4" Dr. Std. Skt. 3/8"	11316	12 Pt. 3/8" Dr. Std. Skt. 16mm
10029	6 Pt. 1/4" Dr. Std. Skt. 7/16"	11317	12 Pt. 3/8" Dr. Std. Skt. 17mm
10030	6 Pt. 1/4" Dr. Std. Skt. 1/2"	11318	12 Pt. 3/8" Dr. Std. Skt. 18mm
10052	6 Pt. 1/4" Dr. Dp. Skt. 3/16"	11319	12 Pt. 3/8" Dr. Std. Skt. 19mm
10053	6 Pt. 1/4" Dr. Dp. Skt. 7/32"	11360	12 Pt. 3/8" Dr. Dp. Skt. 10mm
10054	6 Pt. 1/4" Dr. Dp. Skt. 1/4"	11361	12 Pt. 3/8" Dr. Dp. Skt. 11mm
10055	6 Pt. 1/4" Dr. Dp. Skt. 9/32"	11362	12 Pt. 3/8" Dr. Dp. Skt. 12mm
10056	6 Pt. 1/4" Dr. Dp. Skt. 5/16"	11363	12 Pt. 3/8" Dr. Dp. Skt. 13mm
10057	6 Pt. 1/4" Dr. Dp. Skt. 11/32"	11364	12 Pt. 3/8" Dr. Dp. Skt. 14mm
10058	6 Pt. 1/4" Dr. Dp. Skt. 3/8"	11365	12 Pt. 3/8" Dr. Dp. Skt. 15mm
10059	6 Pt. 1/4" Dr. Dp. Skt. 7/16"	11366	12 Pt. 3/8" Dr. Dp. Skt. 16mm
10102	6 Pt. 1/4" Dr. Std. Skt. 4mm	11367	12 Pt. 3/8" Dr. Dp. Skt. 17mm
10104	6 Pt. 1/4" Dr. Std. Skt. 5mm	11368	12 Pt. 3/8" Dr. Dp. Skt. 18mm
10106	6 Pt. 1/4" Dr. Std. Skt. 6mm	11369	12 Pt. 3/8" Dr. Dp. Skt. 19mm
10107	6 Pt. 1/4" Dr. Std. Skt. 7mm	12210	12 Pt. 1/2" Dr. Std. Skt. 1/2"
10108	6 Pt. 1/4" Dr. Std. Skt. 8mm	12211	12 Pt. 1/2" Dr. Std. Skt. 9/16"
10109	6 Pt. 1/4" Dr. Std. Skt. 9mm	12212	12 Pt. 1/2" Dr. Std. Skt. 5/8"
10110	6 Pt. 1/4" Dr. Std. Skt. 10mm	12213	12 Pt. 1/2" Dr. Std. Skt. 11/16"
10111	6 Pt. 1/4" Dr. Std. Skt. 11mm	12214	12 Pt. 1/2" Dr. Std. Skt. 3/4"
10112	6 Pt. 1/4" Dr. Std. Skt. 12mm	12215	12 Pt. 1/2" Dr. Std. Skt. 13/16"
10113	6 Pt. 1/4" Dr. Std. Skt. 13mm	12216	12 Pt. 1/2" Dr. Std. Skt. 7/8"
10152	6 Pt. 1/4" Dr. Dp. Skt. 4mm	12217	12 Pt. 1/2" Dr. Std. Skt. 15/16"
10154	6 Pt. 1/4" Dr. Dp. Skt. 5mm	12260	12 Pt. 1/2" Dr. Dp. Skt. 1/2"
10156	6 Pt. 1/4" Dr. Dp. Skt. 6mm	12261	12 Pt. 1/2" Dr. Dp. Skt. 9/16"
10157	6 Pt. 1/4" Dr. Dp. Skt. 7mm	12262	12 Pt. 1/2" Dr. Dp. Skt. 5/8"
10158	6 Pt. 1/4" Dr. Dp. Skt. 8mm	12263	12 Pt. 1/2" Dr. Dp. Skt. 11/16"
10159	6 Pt. 1/4" Dr. Dp. Skt. 9mm	12318	12 Pt. 1/2" Dr. Std. Skt. 18mm
10160	6 Pt. 1/4" Dr. Dp. Skt. 10mm	12319	12 Pt. 1/2" Dr. Std. Skt. 19mm
10161	6 Pt. 1/4" Dr. Dp. Skt. 11mm	12320	12 Pt. 1/2" Dr. Std. Skt. 20mm
11208	12 Pt. 3/8" Dr. Std. Skt. 3/8"	12321	12 Pt. 1/2" Dr. Std. Skt. 21mm
11209	12 Pt. 3/8" Dr. Std. Skt. 7/16"	12322	12 Pt. 1/2" Dr. Std. Skt. 22mm
11210	12 Pt. 3/8" Dr. Std. Skt. 1/2"	10905	1/4" Dr. 3" Extension
11211	12 Pt. 3/8" Dr. Std. Skt. 9/16"	10915	1/4" Dr. Spinner Handle
11212	12 Pt. 3/8" Dr. Std. Skt. 5/8"	10909	1/4" Dr. Round Head Ratchet
11213	12 Pt. 3/8" Dr. Std. Skt. 11/16"	11412	6 Pt. 3/8" Dr. Spk. Plg. Skt. 5/8"
11214	12 Pt. 3/8" Dr. Std. Skt. 3/4"	11415	6 Pt. 3/8" Dr. Spk. Plg. Skt. 13/16"
11215	12 Pt. 3/8" Dr. Std. Skt. 13/16"	11905	3/8" Dr. 3" Extension
11258	12 Pt. 3/8" Dr. Dp. Skt. 3/8"	11913	3/8" Dr. Round Head Ratchet
11259	12 Pt. 3/8" Dr. Dp. Skt. 7/16"	11927	3/8" Dr. Adapter 3/8"F-1/4"M
11260	12 Pt. 3/8" Dr. Dp. Skt. 1/2"	12805	1/2" Dr. 3" Extension
11261	12 Pt. 3/8" Dr. Dp. Skt. 9/16"	12811	1/2" Dr. Round Head Ratchet
11262	12 Pt. 3/8" Dr. Dp. Skt. 5/8"	56004	7 Pc. Hex Key Set
11263	12 Pt. 3/8" Dr. Dp. Skt. 11/16"		High density polyethylene case
11264	12 Pt. 3/8" Dr. Dp. Skt. 3/4"		Total Weight 17.30 lb
11265	12 Pt. 3/8" Dr. Dp. Skt. 13/16"		

**85 PIECE — 1/4" & 3/8" DRIVE FRACTIONAL/
METRIC SOCKET SET**
Item Number: 19144

Number	Description	Number	Description
10021	6 Pt. 1/4" Dr. Std. Skt. 5/32"	11258	12 Pt. 3/8" Dr. Dp. Skt. 3/8"
10022	6 Pt. 1/4" Dr. Std. Skt. 3/16"	11259	12 Pt. 3/8" Dr. Dp. Skt. 7/16"
10023	6 Pt. 1/4" Dr. Std. Skt. 7/32"	11260	12 Pt. 3/8" Dr. Dp. Skt. 1/2"
10024	6 Pt. 1/4" Dr. Std. Skt. 1/4"	11261	12 Pt. 3/8" Dr. Dp. Skt. 9/16"
10025	6 Pt. 1/4" Dr. Std. Skt. 9/32"	11262	12 Pt. 3/8" Dr. Dp. Skt. 5/8"
10026	6 Pt. 1/4" Dr. Std. Skt. 5/16"	11263	12 Pt. 3/8" Dr. Dp. Skt. 11/16"
10027	6 Pt. 1/4" Dr. Std. Skt. 11/32"	11264	12 Pt. 3/8" Dr. Dp. Skt. 3/4"
10028	6 Pt. 1/4" Dr. Std. Skt. 3/8"	11265	12 Pt. 3/8" Dr. Dp. Skt. 13/16"
10029	6 Pt. 1/4" Dr. Std. Skt. 7/16"	11266	12 Pt. 3/8" Dr. Dp. Skt. 7/8"
10030	6 Pt. 1/4" Dr. Std. Skt. 1/2"	11310	12 Pt. 3/8" Dr. Std. Skt. 10mm
10052	6 Pt. 1/4" Dr. Dp. Skt. 3/16"	11311	12 Pt. 3/8" Dr. Std. Skt. 11mm
10053	6 Pt. 1/4" Dr. Dp. Skt. 7/32"	11312	12 Pt. 3/8" Dr. Std. Skt. 12mm
10054	6 Pt. 1/4" Dr. Dp. Skt. 1/4"	11313	12 Pt. 3/8" Dr. Std. Skt. 13mm
10055	6 Pt. 1/4" Dr. Dp. Skt. 9/32"	11314	12 Pt. 3/8" Dr. Std. Skt. 14mm
10056	6 Pt. 1/4" Dr. Dp. Skt. 5/16"	11315	12 Pt. 3/8" Dr. Std. Skt. 15mm
10057	6 Pt. 1/4" Dr. Dp. Skt. 11/32"	11316	12 Pt. 3/8" Dr. Std. Skt. 16mm
10058	6 Pt. 1/4" Dr. Dp. Skt. 3/8"	11317	12 Pt. 3/8" Dr. Std. Skt. 17mm
10059	6 Pt. 1/4" Dr. Dp. Skt. 7/16"	11318	12 Pt. 3/8" Dr. Std. Skt. 18mm
10102	6 Pt. 1/4" Dr. Std. Skt. 4mm	11319	12 Pt. 3/8" Dr. Std. Skt. 19mm
10104	6 Pt. 1/4" Dr. Std. Skt. 5mm	11360	12 Pt. 3/8" Dr. Dp. Skt. 10mm
10106	6 Pt. 1/4" Dr. Std. Skt. 6mm	11361	12 Pt. 3/8" Dr. Dp. Skt. 11mm
10107	6 Pt. 1/4" Dr. Std. Skt. 7mm	11362	12 Pt. 3/8" Dr. Dp. Skt. 12mm
10108	6 Pt. 1/4" Dr. Std. Skt. 8mm	11363	12 Pt. 3/8" Dr. Dp. Skt. 13mm
10109	6 Pt. 1/4" Dr. Std. Skt. 9mm	11364	12 Pt. 3/8" Dr. Dp. Skt. 14mm
10110	6 Pt. 1/4" Dr. Std. Skt. 10mm	11365	12 Pt. 3/8" Dr. Dp. Skt. 15mm
10111	6 Pt. 1/4" Dr. Std. Skt. 11mm	11366	12 Pt. 3/8" Dr. Dp. Skt. 16mm
10112	6 Pt. 1/4" Dr. Std. Skt. 12mm	11367	12 Pt. 3/8" Dr. Dp. Skt. 17mm
10113	6 Pt. 1/4" Dr. Std. Skt. 13mm	11368	12 Pt. 3/8" Dr. Dp. Skt. 18mm
10156	6 Pt. 1/4" Dr. Dp. Skt. 6mm	11369	12 Pt. 3/8" Dr. Dp. Skt. 19mm
10157	6 Pt. 1/4" Dr. Dp. Skt. 7mm	10905	3" Extension
10158	6 Pt. 1/4" Dr. Dp. Skt. 8mm	10915	1/4" Dr. Spinner Handle
10159	6 Pt. 1/4" Dr. Dp. Skt. 9mm	10909	1/4" Dr. Round Head Ratchet
10160	6 Pt. 1/4" Dr. Dp. Skt. 10mm	11412	6 Pt. 3/8" Dr. Spk. Plg. Skt. 5/8"
11208	12 Pt. 3/8" Dr. Std. Skt. 3/8"	11415	6 Pt. 3/8" Dr. Spk. Plg. Skt. 3/16"
11209	12 Pt. 3/8" Dr. Std. Skt. 7/16"	11905	3" Extension
11210	12 Pt. 3/8" Dr. Std. Skt. 1/2"	11913	3/8" Dr. Round Head Ratchet
11211	12 Pt. 3/8" Dr. Std. Skt. 9/16"	11927	3/8" Dr. Adapter 3/8" F-1/4" M
11212	12 Pt. 3/8" Dr. Std. Skt. 5/8"	56004	7 Pc. Hex Key Set
11213	12 Pt. 3/8" Dr. Std. Skt. 11/16"		High density polyethylene case
11214	12 Pt. 3/8" Dr. Std. Skt. 3/4"		Total Weight 12.30 lb
11215	12 Pt. 3/8" Dr. Std. Skt. 13/16"		



1/4" & 3/8" DRIVE SOCKET SETS



72 PIECE — 1/4" & 3/8" DRIVE FRACTIONAL/METRIC SOCKET SET Item Number: 19138

Number	Description	Number	Description
10021	6 Pt. 1/4" Dr. Std. Skt. 5/32"	11311	12 Pt. 3/8" Dr. Metric Std. Skt. 11mm
10022	6 Pt. 1/4" Dr. Std. Skt. 3/16"	11312	12 Pt. 3/8" Dr. Metric Std. Skt. 12mm
10023	6 Pt. 1/4" Dr. Std. Skt. 7/32"	11313	12 Pt. 3/8" Dr. Metric Std. Skt. 13mm
10024	6 Pt. 1/4" Dr. Std. Skt. 1/4"	11314	12 Pt. 3/8" Dr. Metric Std. Skt. 14mm
10025	6 Pt. 1/4" Dr. Std. Skt. 9/32"	11315	12 Pt. 3/8" Dr. Metric Std. Skt. 15mm
10026	6 Pt. 1/4" Dr. Std. Skt. 5/16"	11316	12 Pt. 3/8" Dr. Metric Std. Skt. 16mm
10027	6 Pt. 1/4" Dr. Std. Skt. 11/32"	11317	12 Pt. 3/8" Dr. Metric Std. Skt. 17mm
10028	6 Pt. 1/4" Dr. Std. Skt. 3/8"	11319	12 Pt. 3/8" Dr. Metric Std. Skt. 19mm
10029	6 Pt. 1/4" Dr. Std. Skt. 7/16"	11412	6 Pt. 3/8" Dr. Std. Spark Plug Skt. 5/8"
10030	6 Pt. 1/4" Dr. Std. Skt. 1/2"	10902	1/4" Dr. Extension 1 1/2"
10102	6 Pt. 1/4" Dr. Metric Std. Skt. 4mm	10915	1/4" Dr. Spinner Handle
10104	6 Pt. 1/4" Dr. Metric Std. Skt. 5mm	10901	1/4" Dr. Teardrop Ratchet
10106	6 Pt. 1/4" Dr. Metric Std. Skt. 6mm	11905	3/8" Dr. Extension 3"
10107	6 Pt. 1/4" Dr. Metric Std. Skt. 7mm	11910	3/8" Dr. Extension 6"
10108	6 Pt. 1/4" Dr. Metric Std. Skt. 8mm	11927	3/8" Dr. Adapter 3/8" F-1/4TM
10109	6 Pt. 1/4" Dr. Metric Std. Skt. 9mm	11901	3/8" Dr. Teardrop Ratchet
10110	6 Pt. 1/4" Dr. Metric Std. Skt. 10mm	29022	5 Pc. Combination Wrench Set
10111	6 Pt. 1/4" Dr. Metric Std. Skt. 11mm	56384	6 Pc. Duracast® Hex Key/Screwdriver Fold-up
10112	6 Pt. 1/4" Dr. Metric Std. Skt. 12mm	57002	Short Arm Hex Key .028
10113	6 Pt. 1/4" Dr. Metric Std. Skt. 13mm	57004	Short Arm Hex Key .035
11208	12 Pt. 3/8" Dr. Std. Skt. 3/8"	57006	Short Arm Hex Key .050
11209	12 Pt. 3/8" Dr. Std. Skt. 7/16"	57008	Short Arm Hex Key 1/16"
11210	12 Pt. 3/8" Dr. Std. Skt. 1/2"	57010	Short Arm Hex Key 5/64"
11211	12 Pt. 3/8" Dr. Std. Skt. 9/16"	57012	Short Arm Hex Key 3/32"
11212	12 Pt. 3/8" Dr. Std. Skt. 5/8"	57013	Short Arm Hex Key 7/64"
11213	12 Pt. 3/8" Dr. Std. Skt. 11/16"	57014	Short Arm Hex Key 1/8"
11214	12 Pt. 3/8" Dr. Std. Skt. 3/4"	57018	Short Arm Hex Key 9/64"
11215	12 Pt. 3/8" Dr. Std. Skt. 13/16"	57020	Short Arm Hex Key 5/32"
11258	12 Pt. 3/8" Dr. Dp. Skt. 3/8"	57022	Short Arm Hex Key 3/16"
11259	12 Pt. 3/8" Dr. Dp. Skt. 7/16"	57024	Short Arm Hex Key 7/32"
11260	12 Pt. 3/8" Dr. Dp. Skt. 1/2"	57026	Short Arm Hex Key 1/4"
11261	12 Pt. 3/8" Dr. Dp. Skt. 9/16"	57028	Short Arm Hex Key 5/16"
11264	12 Pt. 3/8" Dr. Dp. Skt. 3/4"	57030	Short Arm Hex Key 3/8"
11309	12 Pt. 3/8" Dr. Metric Std. Skt. 9mm		High density polyethylene case
11310	12 Pt. 3/8" Dr. Metric Std. Skt. 10mm		Total Weight 7.6 lb

**57 PIECE — 1/4" & 3/8" DRIVE FRACTIONAL/
METRIC SOCKET SET**
Item Number: 19125

Number	Description	Number	Description
10021	6 Pt. 1/4" Dr. Std. Skt. 5/32"	11261	12 Pt. 3/8" Dr. Dp. Skt. 9/16"
10022	6 Pt. 1/4" Dr. Std. Skt. 3/16"	11264	12 Pt. 3/8" Dr. Dp. Skt. 3/4"
10023	6 Pt. 1/4" Dr. Std. Skt. 7/32"	11309	12 Pt. 3/8" Dr. Metric Std. Skt. 9mm
10024	6 Pt. 1/4" Dr. Std. Skt. 1/4"	11310	12 Pt. 3/8" Dr. Metric Std. Skt. 10mm
10025	6 Pt. 1/4" Dr. Std. Skt. 9/32"	11311	12 Pt. 3/8" Dr. Metric Std. Skt. 11mm
10026	6 Pt. 1/4" Dr. Std. Skt. 5/16"	11312	12 Pt. 3/8" Dr. Metric Std. Skt. 12mm
10027	6 Pt. 1/4" Dr. Std. Skt. 11/32"	11313	12 Pt. 3/8" Dr. Metric Std. Skt. 13mm
10028	6 Pt. 1/4" Dr. Std. Skt. 3/8"	11314	12 Pt. 3/8" Dr. Metric Std. Skt. 14mm
10029	6 Pt. 1/4" Dr. Std. Skt. 7/16"	11315	12 Pt. 3/8" Dr. Metric Std. Skt. 15mm
10030	6 Pt. 1/4" Dr. Std. Skt. 1/2"	11316	12 Pt. 3/8" Dr. Metric Std. Skt. 16mm
10102	6 Pt. 1/4" Dr. Metric Std. Skt. 4mm	11317	12 Pt. 3/8" Dr. Metric Std. Skt. 17mm
10104	6 Pt. 1/4" Dr. Metric Std. Skt. 5mm	11319	12 Pt. 3/8" Dr. Metric Std. Skt. 19mm
10106	6 Pt. 1/4" Dr. Metric Std. Skt. 6mm	11412	6 Pt. 3/8" Drive Spark Plug Socket 5/8"
10107	6 Pt. 1/4" Dr. Metric Std. Skt. 7mm	10915	1/4" Dr. Spinner Handle
10108	6 Pt. 1/4" Dr. Metric Std. Skt. 8mm	10902	1/4" Dr. Extension 1 1/2"
10109	6 Pt. 1/4" Dr. Metric Std. Skt. 9mm	11905	3/8" Dr. Extension 3"
10110	6 Pt. 1/4" Dr. Metric Std. Skt. 10mm	11910	3/8" Dr. Extension 6"
10111	6 Pt. 1/4" Dr. Metric Std. Skt. 11mm	11927	3/8" Dr. Adapter 3/8"F - 1/4"M
10112	6 Pt. 1/4" Dr. Metric Std. Skt. 12mm	11901	3/8" Dr. Teardrop Ratchet
10113	6 Pt. 1/4" Dr. Metric Std. Skt. 13mm	57010	Short Arm Hex Key 5/64"
11208	12 Pt. 3/8" Dr. Std. Skt. 3/8"	57012	Short Arm Hex Key 3/32"
11209	12 Pt. 3/8" Dr. Std. Skt. 7/16"	57014	Short Arm Hex Key 1/8"
11210	12 Pt. 3/8" Dr. Std. Skt. 1/2"	57020	Short Arm Hex Key 5/32"
11211	12 Pt. 3/8" Dr. Std. Skt. 9/16"	57022	Short Arm Hex Key 3/16"
11212	12 Pt. 3/8" Dr. Std. Skt. 5/8"	57024	Short Arm Hex Key 7/32"
11213	12 Pt. 3/8" Dr. Std. Skt. 11/16"	57026	Short Arm Hex Key 1/4"
11214	12 Pt. 3/8" Dr. Std. Skt. 3/4"		
11215	12 Pt. 3/8" Dr. Std. Skt. 13/16"		
11258	12 Pt. 3/8" Dr. Dp. Skt. 3/8"		
11259	12 Pt. 3/8" Dr. Dp. Skt. 7/16"		
11260	12 Pt. 3/8" Dr. Dp. Skt. 1/2"		



1/4" & 3/8" DRIVE SOCKET SETS



42 PIECE — 1/4" & 3/8" DRIVE FRACTIONAL/ METRIC SOCKET SET Item Number: 19143

Number	Description	Number	Description
10021	6 Pt. 1/4" Dr. Std. Skt. 5/32"	11314	12 Pt. 3/8" Dr. Std. Skt. 14mm
10022	6 Pt. 1/4" Dr. Std. Skt. 3/16"	11315	12 Pt. 3/8" Dr. Std. Skt. 15mm
10023	6 Pt. 1/4" Dr. Std. Skt. 7/32"	11316	12 Pt. 3/8" Dr. Std. Skt. 16mm
10024	6 Pt. 1/4" Dr. Std. Skt. 1/4"	11317	12 Pt. 3/8" Dr. Std. Skt. 17mm
10025	6 Pt. 1/4" Dr. Std. Skt. 9/32"	11318	12 Pt. 3/8" Dr. Std. Skt. 18mm
10026	6 Pt. 1/4" Dr. Std. Skt. 5/16"	11412	6 Pt. 3/8" Dr. Spk. Plg. Skt. 5/8"
10027	6 Pt. 1/4" Dr. Std. Skt. 11/32"	11905	3/8" Dr. 3" Extension
10028	6 Pt. 1/4" Dr. Std. Skt. 3/8"	11913	3/8" Dr. Round Head Ratchet
10029	6 Pt. 1/4" Dr. Std. Skt. 7/16"	11927	3/8" Dr. Adapter 3/8" F-1/4" M
10030	6 Pt. 1/4" Dr. Std. Skt. 1/2"	20208	12 Pt. Combo Wr. 3/8"
11206	12 Pt. 3/8" Dr. Std. Skt. 5/16"	20209	12 Pt. Combo Wr. 7/16"
11208	12 Pt. 3/8" Dr. Std. Skt. 3/8"	20210	12 Pt. Combo Wr. 1/2"
11209	12 Pt. 3/8" Dr. Std. Skt. 7/16"	20211	12 Pt. Combo Wr. 9/16"
11210	12 Pt. 3/8" Dr. Std. Skt. 1/2"	20212	12 Pt. Combo Wr. 5/8"
11211	12 Pt. 3/8" Dr. Std. Skt. 9/16"	24006	6" Adjustable Wrench
11212	12 Pt. 3/8" Dr. Std. Skt. 5/8"	25106	6" Slip Joint Pliers
11213	12 Pt. 3/8" Dr. Std. Skt. 11/16"	25206	6 1/2" Long Nose Pliers
11214	12 Pt. 3/8" Dr. Std. Skt. 3/4"	30836	#1 x 3" Phillips Screwdriver
11310	12 Pt. 3/8" Dr. Std. Skt. 10mm	30837	#2 x 4" Phillips Screwdriver
11311	12 Pt. 3/8" Dr. Std. Skt. 11mm	30839	1/4" x 4" Round Blade Screwdriver
11312	12 Pt. 3/8" Dr. Std. Skt. 12mm		High density polyethylene case
11313	12 Pt. 3/8" Dr. Std. Skt. 13mm		Total Weight 7.90 lb



41 PIECE — 1/4" & 3/8" DRIVE FRACTIONAL/ METRIC SOCKET SET Item Number: 19142

Number	Description	Number	Description
10021	6 Pt. 1/4" Dr. Std. Skt. 5/32"	11258	12 Pt. 3/8" Dr. Dp. Skt. 3/8"
10022	6 Pt. 1/4" Dr. Std. Skt. 3/16"	11259	12 Pt. 3/8" Dr. Dp. Skt. 7/16"
10023	6 Pt. 1/4" Dr. Std. Skt. 7/32"	11260	12 Pt. 3/8" Dr. Dp. Skt. 1/2"
10024	6 Pt. 1/4" Dr. Std. Skt. 1/4"	11261	12 Pt. 3/8" Dr. Dp. Skt. 9/16"
10025	6 Pt. 1/4" Dr. Std. Skt. 9/32"	11262	12 Pt. 3/8" Dr. Dp. Skt. 5/8"
10026	6 Pt. 1/4" Dr. Std. Skt. 5/16"	11310	12 Pt. 3/8" Dr. Std. Skt. 10mm
10027	6 Pt. 1/4" Dr. Std. Skt. 11/32"	11311	12 Pt. 3/8" Dr. Std. Skt. 11mm
10028	6 Pt. 1/4" Dr. Std. Skt. 3/8"	11312	12 Pt. 3/8" Dr. Std. Skt. 12mm
10102	6 Pt. 1/4" Dr. Std. Skt. 4mm	11313	12 Pt. 3/8" Dr. Std. Skt. 13mm
10104	6 Pt. 1/4" Dr. Std. Skt. 5mm	11314	12 Pt. 3/8" Dr. Std. Skt. 14mm
10106	6 Pt. 1/4" Dr. Std. Skt. 6mm	11315	12 Pt. 3/8" Dr. Std. Skt. 15mm
10107	6 Pt. 1/4" Dr. Std. Skt. 7mm	11317	12 Pt. 3/8" Dr. Std. Skt. 17mm
10108	6 Pt. 1/4" Dr. Std. Skt. 8mm	11318	12 Pt. 3/8" Dr. Std. Skt. 18mm
10109	6 Pt. 1/4" Dr. Std. Skt. 9mm	11319	12 Pt. 3/8" Dr. Std. Skt. 19mm
10110	6 Pt. 1/4" Dr. Std. Skt. 10mm	10915	1/4" Dr. Spinner Handle
11208	12 Pt. 3/8" Dr. Std. Skt. 3/8"	11412	6 Pt. 3/8" Dr. Spk. Plg. Skt. 5/8"
11209	12 Pt. 3/8" Dr. Std. Skt. 7/16"	11905	3/8" Dr. 3" Extension
11210	12 Pt. 3/8" Dr. Std. Skt. 1/2"	11913	3/8" Dr. Round Head Ratchet
11211	12 Pt. 3/8" Dr. Std. Skt. 9/16"	11927	3/8" Dr. Adapter 3/8" F-1/4" M
11212	12 Pt. 3/8" Dr. Std. Skt. 5/8"		Zipper case
11213	12 Pt. 3/8" Dr. Std. Skt. 11/16"		Total Weight 4.0 lb
11214	12 Pt. 3/8" Dr. Std. Skt. 3/4"		

23 PIECE — 1/4" & 3/8" DRIVE SOCKET SET
 Item Number: 19111 with Quick Release Ratchet
 Item Number: 19139 with Round Head Ratchet

Number	Description	Number	Description
10022	6 Pt. Std. Skt. 3/16"	11216	12 Pt. Std. Skt. 7/8"
10023	6 Pt. Std. Skt. 7/32"	11259	12 Pt. Dp. Skt. 7/16"
10024	6 Pt. Std. Skt. 1/4"	11260	12 Pt. Dp. Skt. 1/2"
10025	6 Pt. Std. Skt. 9/32"	11261	12 Pt. Dp. Skt. 9/16"
10026	6 Pt. Std. Skt. 5/16"	11412	Spark Plug Skt. 5/8"
10027	6 Pt. Std. Skt. 11/32"	11905	3" Extension
10028	6 Pt. Std. Skt. 3/8"	11910	6" Extension
10029	6 Pt. Std. Skt. 7/16"	11927	3/8" Dr. Adapter 3/8"F - 1/4" M
10030	6 Pt. Std. Skt. 1/2"	11900	Ratchet Quick Release or
11211	12 Pt. Std. Skt. 9/16"	11913	Round Head Ratchet Metal Box
11212	12 Pt. Std. Skt. 5/8"		
11213	12 Pt. Std. Skt. 11/16"		
11214	12 Pt. Std. Skt. 3/4"		
11215	12 Pt. Std. Skt. 13/16"		
			Total Weight 5.69 lb



Set now available with your choice of either teardrop ratchet or our *new* economical Round Head Ratchet.

3/8" DRIVE SOCKET SETS

23 PIECE — 3/8" DRIVE SOCKET SET
 Item Number: 19230

Number	Description	Number	Description
11004	6 Pt. Std. Skt. 1/4"	11061	6 Pt. Dp. Skt. 9/16"
11006	6 Pt. Std. Skt. 5/16"	11062	6 Pt. Dp. Skt. 5/8"
11008	6 Pt. Std. Skt. 3/8"	11063	6 Pt. Dp. Skt. 11/16"
11009	6 Pt. Std. Skt. 7/16"	11064	6 Pt. Dp. Skt. 3/4"
11010	6 Pt. Std. Skt. 1/2"	11065	6 Pt. Dp. Skt. 13/16"
11011	6 Pt. Std. Skt. 9/16"	11066	6 Pt. Dp. Skt. 7/8"
11012	6 Pt. Std. Skt. 5/8"	11412	6 Pt. Spark Plug Skt. 5/8"
11013	6 Pt. Std. Skt. 11/16"	11905	3" Extension
11014	6 Pt. Std. Skt. 3/4"	11910	6" Extension
11015	6 Pt. Std. Skt. 13/16"	11913	Round Head Ratchet High density polyethylene case
11058	6 Pt. Dp. Skt. 3/8"		
11059	6 Pt. Dp. Skt. 7/16"		
11060	6 Pt. Dp. Skt. 1/2"		
			Total Weight 4.70 lb



22 PIECE — 3/8" DRIVE METRIC SOCKET SET
 Item Number: 19116

Number	Description	Number	Description
11310	12 Pt. Std. Skt. 10mm	11362	12 Pt. Dp. Skt. 12mm
11311	12 Pt. Std. Skt. 11mm	11363	12 Pt. Dp. Skt. 13mm
11312	12 Pt. Std. Skt. 12mm	11364	12 Pt. Dp. Skt. 14mm
11313	12 Pt. Std. Skt. 13mm	11365	12 Pt. Dp. Skt. 15mm
11314	12 Pt. Std. Skt. 14mm	11367	12 Pt. Dp. Skt. 17mm
11315	12 Pt. Std. Skt. 15mm	11369	12 Pt. Dp. Skt. 19mm
11316	12 Pt. Std. Skt. 16mm	11412	Spark Plug Skt. 5/8"
11317	12 Pt. Std. Skt. 17mm	11905	3" Extension
11318	12 Pt. Std. Skt. 18mm	11910	6" Extension
11319	12 Pt. Std. Skt. 19mm	11900	Ratchet Quick Release Metal Box
11360	12 Pt. Dp. Skt. 10mm		
11361	12 Pt. Dp. Skt. 11mm		
			Total Weight 9 lb



3/8" DRIVE SOCKET SETS



22 PIECE — 3/8" DRIVE METRIC SOCKET SET Item Number: 19128

Number	Description	Number	Description
12110	6 Pt. Std. Skt. 10mm	11162	6 Pt. Dp. Skt. 12mm
12111	6 Pt. Std. Skt. 11mm	11163	6 Pt. Dp. Skt. 13mm
12112	6 Pt. Std. Skt. 12mm	11164	6 Pt. Dp. Skt. 14mm
12113	6 Pt. Std. Skt. 13mm	11165	6 Pt. Dp. Skt. 15mm
12114	6 Pt. Std. Skt. 14mm	11167	6 Pt. Dp. Skt. 17mm
12115	6 Pt. Std. Skt. 15mm	11169	6 Pt. Dp. Skt. 19mm
12116	6 Pt. Std. Skt. 16mm	11412	Spark Plug Skt. 5/8"
12117	6 Pt. Std. Skt. 17mm	11905	3" Extension
12118	6 Pt. Std. Skt. 18mm	11910	6" Extension
12119	6 Pt. Std. Skt. 19mm	11900	Ratchet Quick Release
11160	6 Pt. Dp. Skt. 10mm		Metal Box
11161	6 Pt. Dp. Skt. 11mm		Total Weight 9 lb



18 PIECE — 3/8" DRIVE SOCKET SET Item Number: 19123 with Quick Release Ratchet Item Number: 19136 with Round Head Ratchet

Number	Description	Number	Description
11208	12 Pt. Std. Skt. 3/8"	11262	12 Pt. Dp. Skt. 5/8"
11209	12 Pt. Std. Skt. 7/16"	11263	12 Pt. Dp. Skt. 11/16"
11210	12 Pt. Std. Skt. 1/2"	11264	12 Pt. Dp. Skt. 3/4"
11211	12 Pt. Std. Skt. 9/16"	11412	Spark Plug Skt. 5/8"
11212	12 Pt. Std. Skt. 5/8"	11905	3" Extension
11213	12 Pt. Std. Skt. 11/16"	11910	6" Extension
11214	12 Pt. Std. Skt. 3/4"	11900	Ratchet Quick Release
11258	12 Pt. Dp. Skt. 3/8"		or
11259	12 Pt. Dp. Skt. 7/16"	11913	Round Head Ratchet
11260	12 Pt. Dp. Skt. 1/2"		Metal Box
11261	12 Pt. Dp. Skt. 9/16"		Total Weight 5.9 lb



Set now available with your choice of either teardrop ratchet or our *new* economical Round Head Ratchet.



18 PIECE — 3/8" DRIVE SOCKET SET Item Number: 19131

Number	Description	Number	Description
11008	6 Pt. Std. Skt. 3/8"	11061	6 Pt. Dp. Skt. 9/16"
11009	6 Pt. Std. Skt. 7/16"	11062	6 Pt. Dp. Skt. 5/8"
11010	6 Pt. Std. Skt. 1/2"	11063	6 Pt. Dp. Skt. 11/16"
11011	6 Pt. Std. Skt. 9/16"	11064	6 Pt. Dp. Skt. 3/4"
11012	6 Pt. Std. Skt. 5/8"	11412	Spark Plug Skt. 5/8"
11013	6 Pt. Std. Skt. 11/16"	11905	3" Extension
11014	6 Pt. Std. Skt. 3/4"	11910	6" Extension
11058	6 Pt. Dp. Skt. 3/8"	11900	Ratchet Quick Release
11059	6 Pt. Dp. Skt. 7/16"		Metal Box
11060	6 Pt. Dp. Skt. 1/2"		Total Weight 5.9 lb

14 PIECE — 3/8" DRIVE METRIC SOCKET SET
Item Number: 19132

Number	Description	Number	Description
12110	6 Pt. Std. Skt. 10mm	12118	6 Pt. Std. Skt. 18mm
12111	6 Pt. Std. Skt. 11mm	12119	6 Pt. Std. Skt. 19mm
12112	6 Pt. Std. Skt. 12mm	11412	Spark Plug Skt. 5/8"
12113	6 Pt. Std. Skt. 13mm	11905	3" Extension
12114	6 Pt. Std. Skt. 14mm	11910	6" Extension
12115	6 Pt. Std. Skt. 15mm	11900	Ratchet Quick Release
12116	6 Pt. Std. Skt. 16mm		Metal Box
12117	6 Pt. Std. Skt. 17mm		Total Weight 4.16 lb



14 PIECE — 3/8" DRIVE METRIC SOCKET SET
Item Number: 19117 with Quick Release Ratchet
Item Number: 19137 with Round Head Ratchet

Number	Description	Number	Description
11310	12 Pt. Std. Skt. 10mm	11319	12 Pt. Std. Skt. 19mm
11311	12 Pt. Std. Skt. 11mm	11412	Spark Plug Skt. 5/8"
11312	12 Pt. Std. Skt. 12mm	11905	3" Extension
11313	12 Pt. Std. Skt. 13mm	11910	6" Extension
11314	12 Pt. Std. Skt. 14mm	11900	Ratchet Quick Release
11315	12 Pt. Std. Skt. 15mm		or
11316	12 Pt. Std. Skt. 16mm	11913	Round Head Ratchet
11317	12 Pt. Std. Skt. 17mm		Metal Box
11318	12 Pt. Std. Skt. 18mm		Total Weight 4.31 lb



Set now available with your choice of either teardrop ratchet or our *new* economical Round Head Ratchet.

13 PIECE — 3/8" DRIVE METRIC SOCKET SET
Item Number: 19118

Number	Description	Number	Description
12107	6 Pt. Std. Skt. 7mm	12115	6 Pt. Std. Skt. 15mm
12108	6 Pt. Std. Skt. 8mm	12116	6 Pt. Std. Skt. 16mm
12109	6 Pt. Std. Skt. 9mm	12117	6 Pt. Std. Skt. 17mm
12110	6 Pt. Std. Skt. 10mm	12118	6 Pt. Std. Skt. 18mm
12111	6 Pt. Std. Skt. 11mm	12119	6 Pt. Std. Skt. 19mm
12112	6 Pt. Std. Skt. 12mm		Socket Rail, packaged in clamshell
12113	6 Pt. Std. Skt. 13mm		Total Weight 1.05 lb
12114	6 Pt. Std. Skt. 14mm		



3/8" DRIVE SOCKET SETS



Set now available with your choice of either teardrop ratchet or our *new* economical Round Head Ratchet.



12 PIECE — 3/8" DRIVE SOCKET SET

Item Number: 19113 with Quick Release Ratchet
Item Number: 19135 with Round Head Ratchet

Number	Description	Number	Description
11208	12 Pt. Std. Skt. 3/8"	11412	Spark Plug Skt. 5/8"
11209	12 Pt. Std. Skt. 7/16"	11905	3" Extension
11210	12 Pt. Std. Skt. 1/2"	11910	6" Extension
11211	12 Pt. Std. Skt. 9/16"	11900	Ratchet Quick Release or
11212	12 Pt. Std. Skt. 5/8"	11913	Round Head Ratchet
11213	12 Pt. Std. Skt. 11/16"		Metal Box
11214	12 Pt. Std. Skt. 3/4"		Total Weight 3.75 lb
11215	12 Pt. Std. Skt. 13/16"		



12 PIECE — 3/8" DRIVE SOCKET SET

Item Number: 19134

Number	Description	Number	Description
11008	6 Pt. Std. Skt. 3/8"	11015	6 Pt. Std. Skt. 13/16"
11009	6 Pt. Std. Skt. 7/16"	11412	Spark Plug Skt. 5/8"
11010	6 Pt. Std. Skt. 1/2"	11905	3" Extension
11011	6 Pt. Std. Skt. 9/16"	11910	6" Extension
11012	6 Pt. Std. Skt. 5/8"	11900	Ratchet Quick Release
11013	6 Pt. Std. Skt. 11/16"		Metal Box
11014	6 Pt. Std. Skt. 3/4"		Total Weight 4.10 lb



10 PIECE — 3/8" DRIVE SOCKET SET

Item Number: 19140

Number	Description	Number	Description
11206	12 Pt. Std. Skt. 5/16"	11214	12 Pt. Std. Skt. 3/4"
11208	12 Pt. Std. Skt. 3/8"	11215	12 Pt. Std. Skt. 13/16"
11209	12 Pt. Std. Skt. 7/16"	11913	Round Head Ratchet
11210	12 Pt. Std. Skt. 1/2"		Socket Rail, packaged in a clamshell
11211	12 Pt. Std. Skt. 9/16"		Total Weight 1.32 lb
11212	12 Pt. Std. Skt. 5/8"		
11213	12 Pt. Std. Skt. 11/16"		



10 PIECE — 3/8" DRIVE SOCKET SET

Item Number: 19114

Number	Description	Number	Description
11206	12 Pt. Std. Skt. 5/16"	11213	12 Pt. Std. Skt. 11/16"
11208	12 Pt. Std. Skt. 3/8"	11214	12 Pt. Std. Skt. 3/4"
11209	12 Pt. Std. Skt. 7/16"	11215	12 Pt. Std. Skt. 13/16"
11210	12 Pt. Std. Skt. 1/2"	11216	12 Pt. Std. Skt. 7/8"
11211	12 Pt. Std. Skt. 9/16"		Socket Rail, packaged in a clamshell
11212	12 Pt. Std. Skt. 5/8"		Total Weight .75 lb

10 PIECE — 3/8" DRIVE SOCKET SET
Item Number: 19126

Number	Description	Number	Description
11004	6 Pt. Std. Skt. 1/4"	11012	6 Pt. Std. Skt. 5/8"
11006	6 Pt. Std. Skt. 5/16"	11013	6 Pt. Std. Skt. 11/16"
11008	6 Pt. Std. Skt. 3/8"	11014	6 Pt. Std. Skt. 3/4"
11009	6 Pt. Std. Skt. 7/16"	11015	6 Pt. Std. Skt. 13/16"
11010	6 Pt. Std. Skt. 1/2"		Socket Rail, packaged in clamshell
11011	6 Pt. Std. Skt. 9/16"		Total Weight .93 lb



10 PIECE — 3/8" DRIVE METRIC SOCKET SET
Item Number: 19119

Number	Description	Number	Description
11309	12 Pt. Std. Skt. 9mm	11315	12 Pt. Std. Skt. 15mm
11310	12 Pt. Std. Skt. 10mm	11317	12 Pt. Std. Skt. 17mm
11311	12 Pt. Std. Skt. 11mm	11318	12 Pt. Std. Skt. 18mm
11312	12 Pt. Std. Skt. 12mm	11319	12 Pt. Std. Skt. 19mm
11313	12 Pt. Std. Skt. 13mm		Socket Rail, packaged in clamshell
11314	12 Pt. Std. Skt. 14mm		Total Weight .98 lb




10 PIECE — 3/8" DRIVE METRIC SOCKET SET
Item Number: 19129

Number	Description	Number	Description
12109	6 Pt. Std. Skt. 9mm	12115	6 Pt. Std. Skt. 15mm
12110	6 Pt. Std. Skt. 10mm	12117	6 Pt. Std. Skt. 17mm
12111	6 Pt. Std. Skt. 11mm	12118	6 Pt. Std. Skt. 18mm
12112	6 Pt. Std. Skt. 12mm	12119	6 Pt. Std. Skt. 19mm
12113	6 Pt. Std. Skt. 13mm		Socket Rail, packaged in clamshell
12114	6 Pt. Std. Skt. 14mm		Total Weight .98 lb



11 PIECE — 3/8" DRIVE DEEP METRIC SOCKET SET
Item Number: 19120

Number	Description	Number	Description
11359	12 Pt. Dp. Skt. 9mm	11366	12 Pt. Dp. Skt. 16mm
11360	12 Pt. Dp. Skt. 10mm	11367	12 Pt. Dp. Skt. 17mm
11361	12 Pt. Dp. Skt. 11mm	11368	12 Pt. Dp. Skt. 18mm
11362	12 Pt. Dp. Skt. 12mm	11369	12 Pt. Dp. Skt. 19mm
11363	12 Pt. Dp. Skt. 13mm		Socket Rail, packaged in clamshell
11364	12 Pt. Dp. Skt. 14mm		Total Weight .98 lb
11365	12 Pt. Dp. Skt. 15mm		



3/8" DRIVE SOCKET SETS



11 PIECE — 3/8" DRIVE DEEP METRIC SOCKET SET Item Number: 19130

Number	Description	Number	Description
11159	6 Pt. Dp. Skt. 9mm	11166	6 Pt. Dp. Skt. 16mm
11160	6 Pt. Dp. Skt. 10mm	11167	6 Pt. Dp. Skt. 17mm
11161	6 Pt. Dp. Skt. 11mm	11168	6 Pt. Dp. Skt. 18mm
11162	6 Pt. Dp. Skt. 12mm	11169	6 Pt. Dp. Skt. 19mm
11163	6 Pt. Dp. Skt. 13mm	Socket Rail, packaged in clamshell	
11164	6 Pt. Dp. Skt. 14mm	Total Weight .98 lb	
11165	6 Pt. Dp. Skt. 15mm		




9 PIECE — 3/8" DRIVE DEEP SOCKET SET Item Number: 19115

Number	Description	Number	Description
11258	12 Pt. Dp. Skt. 3/8"	11264	12 Pt. Dp. Skt. 3/4"
11259	12 Pt. Dp. Skt. 7/16"	11265	12 Pt. Dp. Skt. 13/16"
11260	12 Pt. Dp. Skt. 1/2"	11266	12 Pt. Dp. Skt. 7/8"
11261	12 Pt. Dp. Skt. 9/16"	Socket Rail, packaged in clamshell	
11262	12 Pt. Dp. Skt. 5/8"	Total Weight .70 lb	
11263	12 Pt. Dp. Skt. 11/16"		



9 PIECE — 3/8" DRIVE DEEP SOCKET SET Item Number: 19127

Number	Description	Number	Description
11058	6 Pt. Dp. Skt. 3/8"	11064	6 Pt. Dp. Skt. 3/4"
11059	6 Pt. Dp. Skt. 7/16"	11065	6 Pt. Dp. Skt. 13/16"
11060	6 Pt. Dp. Skt. 1/2"	11066	6 Pt. Dp. Skt. 7/8"
11061	6 Pt. Dp. Skt. 9/16"	Socket Rail, packaged in clamshell	
11062	6 Pt. Dp. Skt. 5/8"	Total Weight .98 lb	
11063	6 Pt. Dp. Skt. 11/16"		



7 PIECE — 3/8" DRIVE FLEX SOCKET SET Item Number: 19121

Number	Description
11508	6 Pt. Flex Skt. 3/8"
11509	6 Pt. Flex Skt. 7/16"
11510	6 Pt. Flex Skt. 1/2"
11511	6 Pt. Flex Skt. 9/16"
11512	6 Pt. Flex Skt. 5/8"
11513	6 Pt. Flex Skt. 11/16"
11514	6 Pt. Flex Skt. 3/4"
	Metal Box
Total Weight .72 lb	



7 PIECE — 3/8" DRIVE METRIC FLEX SOCKET SET Item Number: 19122

Number	Description
11560	6 Pt. Flex Skt. 10mm
11561	6 Pt. Flex Skt. 11mm
11562	6 Pt. Flex Skt. 12mm
11563	6 Pt. Flex Skt. 13mm
11564	6 Pt. Flex Skt. 14mm
11565	6 Pt. Flex Skt. 15mm
11567	6 Pt. Flex Skt. 17mm
	Metal Box
Total Weight .72 lb	

**13 PIECE — 3/8" DRIVE FRACTIONAL/METRIC
HEX BIT SOCKET SET**
Item Number: 56367

Number	Description	Number	Description
58676	Bit Skt. 3mm	58806	Bit Skt. 5/32"
58678	Bit Skt. 4mm	58808	Bit Skt. 3/16"
58680	Bit Skt. 5mm	58810	Bit Skt. 7/32"
58682	Bit Skt. 6mm	58812	Bit Skt. 1/4"
58684	Bit Skt. 8mm	58814	Bit Skt. 5/16"
58686	Bit Skt. 10mm	58815	Bit Skt. 3/8"
58802	Bit Skt. 1/8"		Total Weight 2.0 lb



9 PIECE — 3/8" DRIVE HEX BIT SOCKET SET
Item Number: 56370

Number	Description
58800	Bit Skt. 7/64"
58802	Bit Skt. 1/8"
58804	Bit Skt. 9/64"
58806	Bit Skt. 5/32"
58808	Bit Skt. 3/16"
58810	Bit Skt. 7/32"
58812	Bit Skt. 1/4"
58814	Bit Skt. 5/16"
58815	Bit Skt. 3/8"
	Metal Box
Total Weight 1.6 lb	



**8 PIECE — 3/8" DRIVE METRIC HEX BIT
SOCKET SET**
Item Number: 56368

Number	Description	Number	Description
58672	Bit Skt. 2mm	58682	Bit Skt. 6mm
58674	Bit Skt. 2.5mm	58684	Bit Skt. 8mm
58676	Bit Skt. 3mm	58686	Bit Skt. 10mm
58678	Bit Skt. 4mm		Metal Box
58680	Bit Skt. 5mm		Total Weight 1.5 lb



**9 PIECE — 1/4" & 3/8" DRIVE TORX® BIT
SOCKET SET**
Item Number: 56376

Number	Description	Number	Description
58900	1/4" Dr. Bit Skt. T-10	58918	3/8" Dr. Bit Skt. T-40
58903	1/4" Dr. Bit Skt. T-15	58921	3/8" Dr. Bit Skt. T-45
58906	1/4" Dr. Bit Skt. T-20	58924	3/8" Dr. Bit Skt. T-50
58909	1/4" Dr. Bit Skt. T-25		Metal Box
58912	1/4" Dr. Bit Skt. T-27		Total Weight 2 lb
58915	1/4" Dr. Bit Skt. T-30		



Torx® is a registered trademark of CAMCAR, Division of TEXTRON, Inc

3/8" DRIVE SOCKET SETS



8 PIECE — 3/8" DRIVE IMPACT SOCKET SET Item Number: 19500

Number	Description	Number	Description
34006	6 Pt. Std. Skt. 5/16"	34012	6 Pt. Std. Skt. 5/8"
34008	6 Pt. Std. Skt. 3/8"	34013	6 Pt. Std. Skt. 11/16"
34009	6 Pt. Std. Skt. 7/16"	34014	6 Pt. Std. Skt. 3/4"
34010	6 Pt. Std. Skt. 1/2"	Socket Rail, packaged in clamshell	
34011	6 Pt. Std. Skt. 9/16"	Total Weight .65 lb	



12 PIECE — 3/8" DRIVE METRIC IMPACT SOCKET SET Item Number: 19502

Number	Description	Number	Description
34108	6 Pt. Std. Skt. 8mm	34115	6 Pt. Std. Skt. 15mm
34109	6 Pt. Std. Skt. 9mm	34116	6 Pt. Std. Skt. 16mm
34110	6 Pt. Std. Skt. 10mm	34117	6 Pt. Std. Skt. 17mm
34111	6 Pt. Std. Skt. 11mm	34118	6 Pt. Std. Skt. 18mm
34112	6 Pt. Std. Skt. 12mm	34119	6 Pt. Std. Skt. 19mm
34113	6 Pt. Std. Skt. 13mm	Socket Rail, packaged in clamshell	
34114	6 Pt. Std. Skt. 14mm	Total Weight 3.75 lb	



11 PIECE — 3/8" DRIVE DEEP METRIC IMPACT SOCKET SET Item Number: 19511

Number	Description	Number	Description
34159	6 Pt. Dp. Skt. 9mm	34165	6 Pt. Dp. Skt. 15mm
34160	6 Pt. Dp. Skt. 10mm	34166	6 Pt. Dp. Skt. 16mm
34161	6 Pt. Dp. Skt. 11mm	34167	6 Pt. Dp. Skt. 17mm
34162	6 Pt. Dp. Skt. 12mm	34168	6 Pt. Dp. Skt. 18mm
34163	6 Pt. Dp. Skt. 13mm	34169	6 Pt. Dp. Skt. 19mm
34164	6 Pt. Dp. Skt. 14mm	Socket Rail, packaged in clamshell	
		Total Weight 2.1 lb	



8 PIECE — 3/8" DRIVE DEEP IMPACT SOCKET SET Item Number: 19501

Number	Description	Number	Description
34056	6 Pt. Dp. Skt. 5/16"	34062	6 Pt. Dp. Skt. 5/8"
34058	6 Pt. Dp. Skt. 3/8"	34063	6 Pt. Dp. Skt. 11/16"
34059	6 Pt. Dp. Skt. 7/16"	34064	6 Pt. Dp. Skt. 3/4"
34060	6 Pt. Dp. Skt. 1/2"	Socket Rail, packaged in clamshell	
34061	6 Pt. Dp. Skt. 9/16"	Total Weight .75 lb	

1/2" DRIVE RATCHETS



TEARDROP QUICK RELEASE

Item Number	Length	Weight (lbs)	Number of Teeth
12800	10.313	1.31	36
12807	Ratchet Repair Kit for 12800		

Fed. Std. GGG-W-641e ANSI Spec. B107.10M

TEARDROP QUICK RELEASE FLEX HEAD

Item Number	Length	Weight (lbs)	Number of Teeth
12802	16.750	2.25	36
12807	Ratchet Repair Kit for 12802		


Fed. Std. GGG-W-641e ANSI Spec. B107.10M



TEARDROP NON-QUICK RELEASE

Item Number	Length	Weight (lbs)	Number of Teeth
12801	10.313	1.31	36
12808	Ratchet Repair Kit for 12801		

Fed. Std. GGG-W-641e ANSI Spec. B107.10M



TEARDROP NON-QUICK RELEASE — BLACK

Item Number	Length	Weight (lbs)	Number of Teeth
12801B	10.313	1.31	36
12808	Ratchet Repair Kit for 12801B		

Fed. Std. GGG-W-641e ANSI Spec. B107.10M



ROUND HEAD QUICK RELEASE

Item Number	Length	Weight (lbs)	Number of Teeth
12804	10.375	1.31	45
12809	Ratchet Repair Kit for 12804		


Fed. Std. GGG-W-641e ANSI Spec. B107.10M



ROUND HEAD QUICK RELEASE LONG HANDLE

Item Number	Length	Weight (lbs)	Number of Teeth
12806	15.000	1.56	45
12809	Ratchet Repair Kit for 12806		

Fed. Std. GGG-W-641e ANSI Spec. B107.10M



ROUND HEAD NON-QUICK RELEASE

Item Number	Length	Weight (lbs)	Number of Teeth
12811	7.500	.69	45
12813	Ratchet Repair Kit for 12811		

Fed. Std. GGG-W-641e ANSI Spec. B107.10M



1/2" DRIVE ACCESSORIES



FLEX HANDLE

Item Number	Length	Weight (lbs)
12820	15.000	1.51
12821	18.000	1.69

Fed. Std. GGG-W-641e ANSI Spec. B107.10M



FLEX HANDLE — BLACK

Item Number	Length	Weight (lbs)
12820B	15.000	1.51

Fed. Std. GGG-W-641e ANSI Spec. B107.10M



SPEEDER HANDLE

Item Number	Length	Weight (lbs)
12825	19.560	1.75

Fed. Std. GGG-W-641e ANSI Spec. B107.10M



EXTENSIONS

Item Number	Size (Inch)	Weight (lbs)
12803	2	.19
12805	3	.25
12810	6	.56
12812	10	.94
12814	20	1.25

Fed. Std. GGG-W-641e ANSI Spec. B107.10M



EXTENSIONS — BLACK

Item Number	Size (Inch)	Weight (lbs)
12805B	3	.25
12810B	5	.56
12812B	10	.94

Fed. Std. GGG-W-641e ANSI Spec. B107.10M



ADAPTERS

Item Number	Size (Inch)	Length	Weight (lbs)
12827	1/2 F x 3/8 M	1.440	.12
12828	1/2 F x 3/4 M	1.755	.25

Fed. Std. GGG-W-641e
ANSI Spec. B107.10M



UNIVERSAL JOINT

Item Number	Length	Weight (lbs)
12830	2.690	.25

Fed. Std. GGG-W-641e
ANSI Spec. B107.10M



IMPACT EXTENSIONS

Item Number	Size (Inch)	Weight (lbs)
35203	3	.31
35206	6	.56
35200	10	.92



IMPACT ADAPTERS

Item Number	Length	Weight (lbs)
35201	1.500	.13
35202	1.688	.35



UNIVERSAL IMPACT

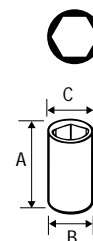
Item Number	Length	Weight (lbs)
35207	2.813	.19



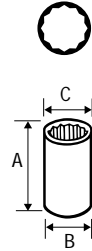
6 PT. — STANDARD SOCKETS

Item Number	Size (Inch)	Dimensions			Weight (lbs)
		A	B	C	
12028	3/8	1.510	.874	.524	.12
12029	7/16	1.510	.876	.684	.12
12030	1/2	1.510	.876	.754	.12
12031	9/16	1.510	.876	.818	.12
12032	5/8	1.510	.876	.876	.12
12033	11/16	1.510	.967	.967	.12
12034	3/4	1.510	1.042	1.042	.19
12035	13/16	1.510	1.122	1.122	.19
12036	7/8	1.510	1.186	1.186	.19
12037	15/16	1.510	1.262	1.262	.25
12038	1	1.635	1.340	1.340	.31
12039	1 1/16	1.635	1.414	1.414	.38
12040	1 1/8	1.697	1.495	1.495	.38
12042	1 1/4	1.770	1.652	1.652	.50

Fed. Std. GGG-W-641e ANSI Spec. B107.1



1/2" DRIVE SOCKETS



12 PT. — STANDARD SOCKETS

Item Number	Size (Inch)	Dimensions			Weight (lbs)
		A	B	C	
12208	3/8	1.510	.874	.524	.12
12209	7/16	1.510	.876	.684	.12
12210	1/2	1.510	.876	.754	.12
12211	9/16	1.510	.876	.818	.12
12212	5/8	1.510	.876	.876	.12
12213	11/16	1.510	.967	.967	.19
12214	3/4	1.510	1.042	1.042	.19
12215	13/16	1.510	1.122	1.122	.19
12216	7/8	1.510	1.186	1.186	.25
12217	15/16	1.510	1.262	1.262	.25
12218	1	1.635	1.340	1.340	.31
12219	1 1/16	1.635	1.414	1.414	.38
12220	1 1/8	1.697	1.495	1.495	.38
12222	1 1/4	1.770	1.650	1.650	.50
12226	1 1/2	1.920	1.972	1.972	.56

Fed. Std. GGG-W-641e ANSI Spec. B107.1

12 PT. — METRIC STANDARD SOCKETS

Item Number	Size (mm)	Dimensions			Weight (lbs)
		A	B	C	
12309	9	1.510	.870	.558	.12
12310	10	1.510	.876	.614	.12
12311	11	1.510	.876	.716	.12
12312	12	1.510	.876	.735	.12
12313	13	1.510	.876	.764	.12
12314	14	1.510	.876	.828	.12
12315	15	1.510	.864	.864	.12
12316	16	1.510	.890	.890	.12
12317	17	1.510	.941	.941	.12
12318	18	1.510	1.002	1.002	.12
12319	19	1.510	1.042	1.042	.12
12320	20	1.510	1.085	1.085	.19
12321	21	1.510	1.122	1.122	.19
12322	22	1.510	1.186	1.186	.19
12323	23	1.510	1.218	1.218	.25
12324	24	1.510	1.262	1.262	.25
12325	25	1.510	1.315	1.315	.25

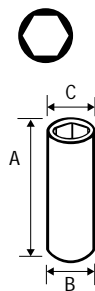
Item Number	Size (mm)	Dimensions			Weight (lbs)
		A	B	C	
12326	26	1.635	1.380	1.380	.31
12327	27	1.635	1.414	1.414	.31
12328	28	1.697	1.488	1.488	.38
12330	30	1.697	1.558	1.558	.38
12332	32	1.770	1.652	1.652	.50
12336	36	1.920	1.879	1.879	.69

Fed. Std. GGG-W-641e ANSI Spec. B107.5

6 PT. — DEEP SOCKETS

Item Number	Size (Inch)	Dimensions			Weight (lbs)
		A	B	C	
12060	1/2	3.267	.876	.754	.25
12061	9/16	3.267	.876	.818	.25
12062	5/8	3.267	.876	.876	.25
12063	11/16	3.267	.967	.967	.25
12064	3/4	3.267	1.042	1.042	.31
12065	13/16	3.267	1.130	1.130	.38
12066	7/8	3.267	1.195	1.195	.38
12067	15/16	3.267	1.274	1.274	.44
12068	1	3.267	1.352	1.352	.44
12069	1 1/16	3.267	1.426	1.426	.56
12070	1 1/8	3.267	1.507	1.507	1.06

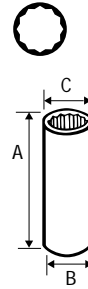
Fed. Std. GGG-W-641e ANSI Spec. B107.1



12 PT. — DEEP SOCKETS

Item Number	Size (Inch)	Dimensions			Weight (lbs)
		A	B	C	
12260	1/2	3.267	.876	.754	.25
12261	9/16	3.267	.876	.818	.25
12262	5/8	3.267	.876	.876	.25
12263	11/16	3.267	.967	.967	.25
12264	3/4	3.267	1.042	1.042	.31
12265	13/16	3.267	1.130	1.130	.38
12266	7/8	3.267	1.195	1.195	.38
12267	15/16	3.267	1.274	1.274	.44
12268	1	3.267	1.274	1.274	.44
12269	1 1/16	3.267	1.426	1.426	.63
12270	1 1/8	3.267	1.507	1.507	.63

Fed. Std. GGG-W-641e ANSI Spec. B107.1



6 PT. — SPARK PLUG SOCKETS

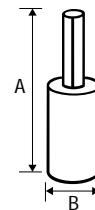
Item Number	Size (Inch)	Length	Weight (lbs)
12412	5/8	2.455	.27
12415	13/16	2.513	.27

Fed. Std. GGG-W-641e ANSI Spec. B107.1



HEX BIT SOCKETS

Item Number	Size (Inch)	Dimensions		Weight (lbs)
		A	B	
58836	1/4	3.120	.940	.25
58838	5/16	3.120	.940	.25
58840	3/8	3.120	.940	.31
58842	7/16	3.120	.940	.38
58844	1/2	3.120	.940	.50
58846	9/16	3.120	1.189	.75
58848	5/8	3.120	1.189	.81



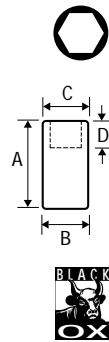
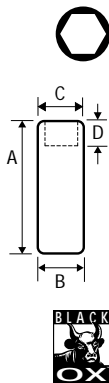
1/2" DRIVE SOCKETS

6 PT. — IMPACT SOCKETS

Item Number	Size (Inch)	Dimensions				Weight (lbs)
		A	B	C	D	
35008	3/8	1.496	0.878	.891	0.197	.19
35009	7/16	1.496	0.878	.891	0.236	.19
35010	1/2	1.496	0.957	.891	0.276	.19
35011	9/16	1.496	0.957	.891	0.315	.19
35012	5/8	1.496	0.957	1.000	0.354	.19
35013	11/16	1.496	1.051	1.084	0.354	.25
35014	3/4	1.496	1.185	1.152	0.394	.25
35015	13/16	1.614	1.260	1.250	0.433	.25
35016	7/8	1.614	1.260	1.298	0.492	.31
35017	15/16	1.750	1.311	1.356	0.512	.51
35018	1	1.750	1.427	1.463	0.531	.56
35019	1 1/16	1.750	1.490	1.525	0.630	.62
35020	1 1/8	2.000	1.563	1.592	0.812	.69
35021	1 3/16	2.000	1.625	1.651	0.875	.75
35022	1 1/4	2.000	1.750	1.757	0.906	.81

6 PT. — METRIC IMPACT SOCKETS

Item Number	Size (mm)	Dimensions				Weight (lbs)
		A	B	C	D	
35110	10	1.496	0.874	.891	0.276	.19
35111	11	1.496	0.874	.891	0.315	.19
35112	12	1.496	0.874	.891	0.354	.19
35113	13	1.496	0.957	.891	0.354	.19
35114	14	1.496	0.957	.881	0.394	.19
35115	15	1.496	0.957	.963	0.433	.19
35116	16	1.496	0.957	1.019	0.433	.25
35117	17	1.496	1.051	1.045	0.433	.25
35118	18	1.496	1.094	1.084	0.472	.25
35119	19	1.496	1.185	1.152	0.472	.25
35120	20	1.614	1.185	1.188	0.512	.25
35121	21	1.614	1.260	1.272	0.512	.25
35122	22	1.614	1.260	1.298	0.571	.25
35124	24	1.750	1.311	1.356	0.591	.31
35127	27	1.750	1.490	1.525	0.630	.50



6 PT. — DEEP IMPACT SOCKETS

Item Number	Size (Inch)	Dimensions				Weight (lbs)
		A	B	C	D	
35058	3/8	3.228	0.878	.875	0.551	.38
35059	7/16	3.228	0.878	.875	0.551	.38
35060	1/2	3.228	0.957	.875	0.866	.38
35061	9/16	3.228	0.957	.875	0.984	.38
35062	5/8	3.228	0.957	1.000	1.063	.38
35063	11/16	3.228	1.051	1.062	1.142	.44
35064	3/4	3.228	1.185	1.188	1.260	.51
35065	13/16	3.228	1.260	1.255	1.339	.56
35066	7/8	3.228	1.260	1.298	1.339	.69
35067	15/16	3.228	1.311	1.440	1.339	.81
35068	1	3.228	1.427	1.463	1.339	1.12
35069	1 1/16	3.228	1.490	1.525	1.339	1.25
35070	1 1/8	3.500	1.563	1.592	0.812	1.31
35072	1 1/4	3.500	1.750	1.754	0.875	1.38

6 PT. — METRIC DEEP IMPACT SOCKETS

Item Number	Size (mm)	Dimensions				Weight (lbs)
		A	B	C	D	
35160	10	3.228	0.878	.875	0.551	.38
35161	11	3.228	0.878	.875	0.551	.38
35162	12	3.228	0.878	.875	0.551	.38
35163	13	3.228	0.957	.875	0.866	.38
35164	14	3.228	0.957	.875	0.984	.38
35165	15	3.228	0.957	.937	1.063	.38
35166	16	3.228	0.957	1.000	1.063	.38
35167	17	3.228	1.051	1.062	1.142	.38
35168	18	3.228	1.094	1.062	1.260	.44
35169	19	3.228	1.185	1.188	1.260	.50
35170	20	3.228	1.250	1.188	1.339	.50
35171	21	3.228	1.260	1.270	1.339	.56
35172	22	3.228	1.260	1.298	1.339	.69
35174	24	3.228	1.311	1.440	1.339	.81
35177	27	3.500	1.500	1.525	0.780	1.12
35180	30	3.500	1.625	1.694	0.875	1.19
35182	32	3.500	1.750	1.754	0.875	1.31
35186	36	3.500	2.000	2.069	0.875	1.38

23 PIECE — 1/2" DRIVE SOCKET SET
Item Number: 19210

Number	Description	Number	Description
12029	6 Pt. Std. Skt. 7/16"	12260	12 Pt. Dp. Skt. 1/2"
12030	6 Pt. Std. Skt. 1/2"	12261	12 Pt. Dp. Skt. 9/16"
12031	6 Pt. Std. Skt. 9/16"	12262	12 Pt. Dp. Skt. 5/8"
12212	12 Pt. Std. Skt. 5/8"	12263	12 Pt. Dp. Skt. 11/16"
12213	12 Pt. Std. Skt. 11/16"	12264	12 Pt. Dp. Skt. 3/4"
12214	12 Pt. Std. Skt. 3/4"	12265	12 Pt. Dp. Skt. 13/16"
12215	12 Pt. Std. Skt. 13/16"	12266	12 Pt. Dp. Skt. 7/8"
12216	12 Pt. Std. Skt. 7/8"	12810	6" Extension
12217	12 Pt. Std. Skt. 15/16"	12820	Flex Handle 15"
12218	12 Pt. Std. Skt. 1"	12800	Ratchet Quick Release
12219	12 Pt. Std. Skt. 1 1/16"		Metal Box
12220	12 Pt. Std. Skt. 1 1/8"		
12222	12 Pt. Std. Skt. 1 1/4"		
		Total Weight 13.25 lb	



23 PIECE — 1/2" DRIVE METRIC SOCKET SET
Item Number: 19217

Number	Description	Number	Description
12309	12 Pt. Std. Skt. 9mm	12322	12 Pt. Std. Skt. 22mm
12310	12 Pt. Std. Skt. 10mm	12323	12 Pt. Std. Skt. 23mm
12311	12 Pt. Std. Skt. 11mm	12324	12 Pt. Std. Skt. 24mm
12312	12 Pt. Std. Skt. 12mm	12327	12 Pt. Std. Skt. 27mm
12313	12 Pt. Std. Skt. 13mm	12330	12 Pt. Std. Skt. 30mm
12314	12 Pt. Std. Skt. 14mm	12332	12 Pt. Std. Skt. 32mm
12315	12 Pt. Std. Skt. 15mm	12810	6" Extension
12316	12 Pt. Std. Skt. 16mm	12812	10" Extension
12317	12 Pt. Std. Skt. 17mm	12820	Flex Handle 15"
12318	12 Pt. Std. Skt. 18mm	12800	Ratchet Quick Release
12319	12 Pt. Std. Skt. 19mm		Metal Box
12320	12 Pt. Std. Skt. 20mm		
12321	12 Pt. Std. Skt. 21mm		
		Total Weight 13.25 lb	



16 PIECE — 1/2" DRIVE SOCKET SET
Item Number: 19211

Number	Description	Number	Description
12209	12 Pt. Std. Skt. 7/16"	12218	12 Pt. Std. Skt. 1"
12210	12 Pt. Std. Skt. 1/2"	12219	12 Pt. Std. Skt. 1 1/16"
12211	12 Pt. Std. Skt. 9/16"	12220	12 Pt. Std. Skt. 1 1/8"
12212	12 Pt. Std. Skt. 5/8"	12222	12 Pt. Std. Skt. 1 1/4"
12213	12 Pt. Std. Skt. 11/16"	12810	6" Extension
12214	12 Pt. Std. Skt. 3/4"	12820	Flex Handle 15"
12215	12 Pt. Std. Skt. 13/16"	12800	Ratchet Quick Release
12216	12 Pt. Std. Skt. 7/8"		Metal Box
12217	12 Pt. Std. Skt. 15/16"		
		Total Weight 9 lb	



16 PIECE — 1/2" DRIVE SOCKET SET
Item Number: 19209

Number	Description	Number	Description
12029	6 Pt. Std. Skt. 7/16"	12038	6 Pt. Std. Skt. 1"
12030	6 Pt. Std. Skt. 1/2"	12039	6 Pt. Std. Skt. 1 1/16"
12031	6 Pt. Std. Skt. 9/16"	12040	6 Pt. Std. Skt. 1 1/8"
12032	6 Pt. Std. Skt. 5/8"	12042	6 Pt. Std. Skt. 1 1/4"
12033	6 Pt. Std. Skt. 11/16"	12810	6" Extension
12034	6 Pt. Std. Skt. 3/4"	12820	Flex Handle 15"
12035	6 Pt. Std. Skt. 13/16"	12800	Ratchet Quick Release
12036	6 Pt. Std. Skt. 7/8"		Metal Box
12037	6 Pt. Std. Skt. 15/16"		
		Total Weight 9 lb	



1/2" DRIVE SOCKET SETS



Set now available with your choice of either teardrop ratchet or our *new* economical Round Head Ratchet.

15 PIECE — 1/2" DRIVE METRIC SOCKET SET

Item Number: 19218 with Quick Release Ratchet
Item Number: 19221 with Round Head Ratchet

Number	Description	Number	Description
12310	12 Pt. Std. Skt. 10mm	12325	12 Pt. Std. Skt. 25mm
12312	12 Pt. Std. Skt. 12mm	12327	12 Pt. Std. Skt. 27mm
12313	12 Pt. Std. Skt. 13mm	12328	12 Pt. Std. Skt. 28mm
12314	12 Pt. Std. Skt. 14mm	12810	6" Extension
12317	12 Pt. Std. Skt. 17mm	12800	Ratchet Quick Release or
12318	12 Pt. Std. Skt. 18mm	12811	Round Head Ratchet Metal Box
12319	12 Pt. Std. Skt. 19mm		
12322	12 Pt. Std. Skt. 22mm		
12323	12 Pt. Std. Skt. 23mm		
12324	12 Pt. Std. Skt. 24mm		
		Total Weight 8.6 lb	



Set now available with your choice of either teardrop ratchet or our *new* economical Round Head Ratchet.

12 PIECE — 1/2" DRIVE SOCKET SET

Item Number: 19212 with Quick Release Ratchet
Item Number: 19220 with Round Head Ratchet

Number	Description	Number	Description
12209	12 Pt. Std. Skt. 7/16"	12217	12 Pt. Std. Skt. 15/16"
12210	12 Pt. Std. Skt. 1/2"	12218	12 Pt. Std. Skt. 1"
12211	12 Pt. Std. Skt. 9/16"	12810	6" Extension
12212	12 Pt. Std. Skt. 5/8"	12800	Ratchet Quick Release or
12213	12 Pt. Std. Skt. 11/16"	12811	Round Head Ratchet Metal Box
12214	12 Pt. Std. Skt. 3/4"		
12215	12 Pt. Std. Skt. 13/16"		
12216	12 Pt. Std. Skt. 7/8"		
		Total Weight 4.06 lb	



14 PIECE — 1/2" DRIVE SOCKET SET

Item Number: 19214

Number	Description	Number	Description
12028	6 Pt. Std. Skt. 3/8"	12036	6 Pt. Std. Skt. 7/8"
12029	6 Pt. Std. Skt. 7/16"	12037	6 Pt. Std. Skt. 15/16"
12030	6 Pt. Std. Skt. 1/2"	12038	6 Pt. Std. Skt. 1"
12031	6 Pt. Std. Skt. 9/16"	12039	6 Pt. Std. Skt. 1 1/16"
12032	6 Pt. Std. Skt. 5/8"	12040	6 Pt. Std. Skt. 1 1/8"
12033	6 Pt. Std. Skt. 11/16"	12042	6 Pt. Std. Skt. 1 1/4" Socket Rail
12034	6 Pt. Std. Skt. 3/4"		
12035	6 Pt. Std. Skt. 13/16"		
		Total Weight 3.15 lb	




14 PIECE — 1/2" DRIVE SOCKET SET

Item Number: 19213

Number	Description	Number	Description
12208	12 Pt. Std. Skt. 3/8"	12216	12 Pt. Std. Skt. 7/8"
12209	12 Pt. Std. Skt. 7/16"	12217	12 Pt. Std. Skt. 15/16"
12210	12 Pt. Std. Skt. 1/2"	12218	12 Pt. Std. Skt. 1"
12211	12 Pt. Std. Skt. 9/16"	12219	12 Pt. Std. Skt. 1 1/16"
12212	12 Pt. Std. Skt. 5/8"	12220	12 Pt. Std. Skt. 1 1/8"
12213	12 Pt. Std. Skt. 11/16"	12222	12 Pt. Std. Skt. 1 1/4" Socket Rail
12214	12 Pt. Std. Skt. 3/4"		
12215	12 Pt. Std. Skt. 13/16"		
		Total Weight 3.9 lb	

19 PIECE — 1/2" DRIVE METRIC SOCKET SET
Item Number: 19219

Number	Description	Number	Description
12310	12 Pt. Std. Skt. 10mm	12321	12 Pt. Std. Skt. 21mm
12311	12 Pt. Std. Skt. 11mm	12322	12 Pt. Std. Skt. 22mm
12312	12 Pt. Std. Skt. 12mm	12323	12 Pt. Std. Skt. 23mm
12313	12 Pt. Std. Skt. 13mm	12324	12 Pt. Std. Skt. 24mm
12314	12 Pt. Std. Skt. 14mm	12325	12 Pt. Std. Skt. 25mm
12315	12 Pt. Std. Skt. 15mm	12326	12 Pt. Std. Skt. 26mm
12316	12 Pt. Std. Skt. 16mm	12327	12 Pt. Std. Skt. 27mm
12317	12 Pt. Std. Skt. 17mm	12328	12 Pt. Std. Skt. 28mm
12318	12 Pt. Std. Skt. 18mm		Metal Box
12319	12 Pt. Std. Skt. 19mm		Total Weight 10.75 lb
12320	12 Pt. Std. Skt. 20mm		



11 PIECE — 1/2" DRIVE DEEP SOCKET SET
Item Number: 19216

Number	Description	Number	Description
12060	6 Pt. Dp. Skt. 1/2"	12067	6 Pt. Dp. Skt. 15/16"
12061	6 Pt. Dp. Skt. 9/16"	12068	6 Pt. Dp. Skt. 1"
12062	6 Pt. Dp. Skt. 5/8"	12069	6 Pt. Dp. Skt. 1 1/16"
12063	6 Pt. Dp. Skt. 11/16"	12070	6 Pt. Dp. Skt. 1 1/8"
12064	6 Pt. Dp. Skt. 3/4"		Socket Rail
12065	6 Pt. Dp. Skt. 13/16"		Total Weight 3.15 lb
12066	6 Pt. Dp. Skt. 7/8"		



11 PIECE — 1/2" DRIVE DEEP SOCKET SET
Item Number: 19215

Number	Description	Number	Description
12260	12 Pt. Dp. Skt. 1/2"	12267	12 Pt. Dp. Skt. 15/16"
12261	12 Pt. Dp. Skt. 9/16"	12268	12 Pt. Dp. Skt. 1"
12262	12 Pt. Dp. Skt. 5/8"	12269	12 Pt. Dp. Skt. 1 1/16"
12263	12 Pt. Dp. Skt. 11/16"	12270	12 Pt. Dp. Skt. 1 1/8"
12264	12 Pt. Dp. Skt. 3/4"		Socket Rail
12265	12 Pt. Dp. Skt. 13/16"		Total Weight 3.15 lb
12266	12 Pt. Dp. Skt. 7/8"		



7 PIECE — 1/2" DRIVE HEX BIT SOCKET SET
Item Number: 56374

Number	Description	Number	Description
58836	1/2" Drive Bit Skt. 1/4"	58846	1/2" Drive Bit Skt. 9/16"
58838	1/2" Drive Bit Skt. 5/16"	58848	1/2" Drive Bit Skt. 5/8"
58840	1/2" Drive Bit Skt. 3/8"		Metal Box
58842	1/2" Drive Bit Skt. 7/16"		Total Weight 1.50 lb
58844	1/2" Drive Bit Skt. 1/2"		



1/2" DRIVE SOCKET SETS



14 PIECE — 1/2" DRIVE IMPACT SOCKET SET Item Number: 19504

Number	Description	Number	Description
35008	6 Pt. Std. Skt. 3/8"	35016	6 Pt. Std. Skt. 7/8"
35009	6 Pt. Std. Skt. 7/16"	35017	6 Pt. Std. Skt. 15/16"
35010	6 Pt. Std. Skt. 1/2"	35018	6 Pt. Std. Skt. 1"
35011	6 Pt. Std. Skt. 9/16"	35019	6 Pt. Std. Skt. 1 1/16"
35012	6 Pt. Std. Skt. 5/8"	35020	6 Pt. Std. Skt. 1 1/8"
35013	6 Pt. Std. Skt. 11/16"	35022	6 Pt. Std. Skt. 1 1/4"
35014	6 Pt. Std. Skt. 3/4"		Socket Rail
35015	6 Pt. Std. Skt. 13/16"		Total Weight 3.9 lb



12 PIECE — 1/2" DRIVE METRIC IMPACT SOCKET SET Item Number: 19507

Number	Description	Number	Description
35110	6 Pt. Std. Skt. 10mm	35117	6 Pt. Std. Skt. 17mm
35111	6 Pt. Std. Skt. 11mm	35118	6 Pt. Std. Skt. 18mm
35112	6 Pt. Std. Skt. 12mm	35119	6 Pt. Std. Skt. 19mm
35113	6 Pt. Std. Skt. 13mm	35120	6 Pt. Std. Skt. 20mm
35114	6 Pt. Std. Skt. 14mm	35121	6 Pt. Std. Skt. 21mm
35115	6 Pt. Std. Skt. 15mm		Socket Rail
35116	6 Pt. Std. Skt. 16mm		Total Weight 3.98 lb



7 PIECE — 1/2" DRIVE IMPACT SOCKET SET Item Number: 19503

Number	Description	Number	Description
35009	6 Pt. Std. Skt. 7/16"	35014	6 Pt. Std. Skt. 3/4"
35010	6 Pt. Std. Skt. 1/2"	35015	6 Pt. Std. Skt. 13/16"
35011	6 Pt. Std. Skt. 9/16"		Socket Rail
35012	6 Pt. Std. Skt. 5/8"		Total Weight .59 lb
35013	6 Pt. Std. Skt. 11/16"		



14 PIECE — 1/2" DRIVE DEEP IMPACT SOCKET SET Item Number: 19506

Number	Description	Number	Description
35058	6 Pt. Dp. Skt. 3/8"	35066	6 Pt. Dp. Skt. 7/8"
35059	6 Pt. Dp. Skt. 7/16"	35067	6 Pt. Dp. Skt. 15/16"
35060	6 Pt. Dp. Skt. 1/2"	35068	6 Pt. Dp. Skt. 1"
35061	6 Pt. Dp. Skt. 9/16"	35069	6 Pt. Dp. Skt. 1 1/16"
35062	6 Pt. Dp. Skt. 5/8"	35070	6 Pt. Dp. Skt. 1 1/8"
35063	6 Pt. Dp. Skt. 11/16"	35072	6 Pt. Dp. Skt. 1 1/4"
35064	6 Pt. Dp. Skt. 3/4"		Socket Rail
35065	6 Pt. Dp. Skt. 13/16"		Total Weight 3.98 lb

12 PIECE — 1/2" DRIVE DEEP METRIC IMPACT SOCKET SET
Item Number: 19508

Number	Description	Number	Description
35160	6 Pt. Dp. Skt. 10mm	35167	6 Pt. Dp. Skt. 17mm
35161	6 Pt. Dp. Skt. 11mm	35168	6 Pt. Dp. Skt. 18mm
35162	6 Pt. Dp. Skt. 12mm	35169	6 Pt. Dp. Skt. 19mm
35163	6 Pt. Dp. Skt. 13mm	35170	6 Pt. Dp. Skt. 20mm
35164	6 Pt. Dp. Skt. 14mm	35171	6 Pt. Dp. Skt. 21mm
35165	6 Pt. Dp. Skt. 15mm		Socket Rail
35166	6 Pt. Dp. Skt. 16mm		Total Weight 4.01 lb



8 PIECE — 1/2" DRIVE DEEP IMPACT SOCKET SET
Item Number: 19505

Number	Description	Number	Description
35059	6 Pt. Dp. Skt. 7/16"	35064	6 Pt. Dp. Skt. 3/4"
35060	6 Pt. Dp. Skt. 1/2"	35065	6 Pt. Dp. Skt. 13/16"
35061	6 Pt. Dp. Skt. 9/16"	35066	6 Pt. Dp. Skt. 7/8"
35062	6 Pt. Dp. Skt. 5/8"		Socket Rail
35063	6 Pt. Dp. Skt. 11/16"		Total Weight 1.05 lb



3/4" DRIVE RATCHETS

TEARDROP QUICK RELEASE

Item Number	Length	Weight (lbs)	Number of Teeth
13900	19.688	5.38	36
13901	Ratchet Repair Kit for 13900		

Fed. Std. GGG-W-641e ANSI Spec. B107.10M



TEARDROP QUICK RELEASE — BLACK

Item Number	Length	Weight (lbs)	Number of Teeth
13900B	19.688	5.38	36
13901	Ratchet Repair Kit for 13900B		

Fed. Std. GGG-W-641e ANSI Spec. B107.10M




3/4" DRIVE ACCESSORIES



FLEX HANDLE

Item Number	Length	Weight (lbs)
13920	17.550	2.69

Fed. Std. GGG-W-641e ANSI Spec. B107.10M



SLIDING T HANDLE

Item Number	Length	Weight (lbs)
13922	18.000	3.19

Fed. Std. GGG-W-641e ANSI Spec. B107.10M



EXTENSIONS

Item Number	Size (Inch)	Weight (lbs)
13910	5	.88
13912	8	1.44
13914	16	2.63

Fed. Std. GGG-W-641e ANSI Spec. B107.10M



ADAPTERS

Item Number	Size (Inch)	Length	Weight (lbs)
13927	3/4F x 1/2M	2.00	.75
13928	3/4F x 1M	2.00	.75

Fed. Std. GGG-W-641e
ANSI Spec. B107.10M



UNIVERSAL JOINT

Item Number	Length	Weight (lbs)
13929	4.000	1.5

Fed. Std. GGG-W-641e
ANSI Spec. B107.10M



IMPACT EXTENSIONS

Item Number	Size (Inch)	Weight (lbs)
36207	7	1.63
36208	10	2.38
36209	13	3.19



IMPACT ADAPTERS

Item Number	Length	Weight (lbs)
36211	3/4F x 1/2M	.70
36212	3/4F x 1M	.88



IMPACT UNIVERSAL JOINT

Item Number	Length	Weight (lbs)
36210	1.750	1.19



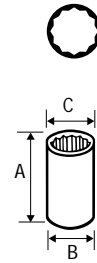
IMPACT ACCESSORIES

Item Number	Description	Socket Applications
741828	Impact Pin	Std. and Dp. Skts.; Budd Wheel, Extensions
741825	Impact O-Ring	Std. and Dp. Skts.; Budd Wheel, Extensions

12 PT. — STANDARD SOCKETS

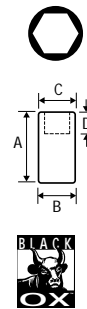
Item Number	Size (Inch)	Dimensions			Weight (lbs)
		A	B	C	
13202	7/8	1.88	1.33	1.33	.31
13203	15/16	1.88	1.40	1.33	.31
13204	1	1.88	1.40	1.48	.31
13205	1 1/16	2.00	1.40	1.55	.31
13206	1 1/8	2.00	1.40	1.55	.31
13207	1 3/16	2.13	1.50	1.70	.44
13208	1 1/4	2.13	1.50	1.78	.50
13209	1 5/16	2.13	1.50	1.85	.56
13210	1 3/8	2.19	1.50	1.92	.63
13211	1 7/16	2.25	1.50	2.02	.69
13212	1 1/2	2.31	1.63	2.10	.69
13213	1 9/16	2.31	1.63	2.10	.81
13214	1 5/8	2.38	1.63	2.25	.81
13215	1 11/16	2.44	1.75	2.32	1.00
13216	1 3/4	2.50	1.75	2.39	1.06
13217	1 13/16	2.56	1.75	2.47	1.06
13218	1 7/8	2.62	1.75	2.60	1.38
13220	2	2.69	1.75	2.76	1.69
13222	2 1/8	2.81	1.75	2.90	1.88
13223	2 3/16	2.88	1.75	3.02	2.00
13224	2 1/4	2.94	1.75	3.09	2.12
13240	2 3/8	3.00	1.75	3.24	2.38

Fed. Std. GGG-W-641e ANSI Spec. B107.1



6 PT. STANDARD IMPACT SOCKETS

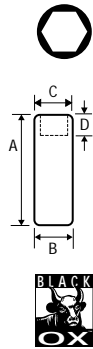
Item Number	Size (Inch)	Dimensions				Weight (lbs)
		A	B	C	D	
36107	1/2	1.750	1.750	.938	.250	.12
36109	9/16	1.750	1.750	1.125	.281	.12
36111	5/8	1.750	1.750	1.125	.313	.62
36113	11/16	1.750	1.750	1.125	.313	.61
36114	3/4	2.125	1.172	1.625	.313	.69
36115	13/16	2.125	1.234	1.625	.563	.69
36116	7/8	2.125	1.359	1.625	.609	.75
36117	15/16	2.125	1.500	1.625	.609	.81
36118	1	2.125	1.563	1.625	.594	.87
36119	1 1/16	2.125	1.625	1.625	.547	.87
36120	1 1/8	2.125	1.688	1.688	.813	.87
36121	1 3/16	2.125	1.750	1.750	.813	1.06
36122	1 1/4	2.125	1.875	1.875	.875	1.12
36123	1 5/16	2.125	2.000	2.000	.906	1.44
36124	1 3/8	2.125	2.000	2.000	.766	1.56
36125	1 7/16	2.250	2.125	1.938	.781	1.56
36126	1 1/2	2.250	2.125	1.938	.797	1.56
36139	1 9/16	2.250	1.750	2.250	.875	1.10
36140	1 5/8	2.250	1.750	2.250	.813	1.70
36141	1 11/16	2.438	1.750	2.500	1.000	1.70
36142	1 3/4	2.625	1.750	2.500	1.000	1.10
36143	1 13/16	2.625	2.125	2.625	1.000	1.20
36144	1 7/8	2.625	2.125	2.625	1.063	2.00
36145	1 15/16	2.625	2.125	2.750	1.063	2.10
36146	2	2.625	2.125	2.875	1.063	2.10



6 PT. STANDARD METRIC IMPACT SOCKETS

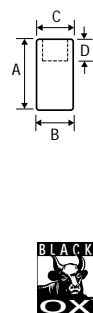
Item Number	Size (mm)	Dimensions				Weight (lbs)
		A	B	C	D	
36317	17	1.750	1.750	1.125	.313	.61
36319	19	1.750	1.750	1.250	.375	.62
36322	22	1.875	1.750	1.500	.500	.70
36324	24	1.875	1.750	1.563	.500	.75
36327	27	2.063	1.750	1.750	.500	.78
36330	30	2.063	1.750	1.750	.625	.95
36332	32	2.063	1.750	1.938	.688	1.10
36335	35	2.188	1.750	2.063	.750	1.30
36336	36	2.188	1.750	2.063	.750	1.40
36338	38	2.250	1.750	2.125	.813	1.50
36341	41	2.250	1.750	2.250	.813	1.70
36343	43	2.438	1.750	2.500	1.000	1.70

3/4" DRIVE SOCKETS



6 PT. — DEEP IMPACT SOCKETS

Item Number	Size (Inch)	Dimensions				Weight (lbs)
		A	B	C	D	
36160	1/2	3.531	1.750	.938	.250	1.20
36161	9/16	3.531	1.750	1.000	.281	1.20
36162	5/8	3.531	1.750	1.000	.313	1.10
36163	11/16	3.531	1.750	1.125	.344	1.10
36164	3/4	3.125	1.234	1.625	.563	1.00
36165	13/16	3.125	1.359	1.625	.609	1.00
36166	7/8	3.125	1.500	1.625	.609	1.00
36167	15/16	3.125	1.563	1.625	.594	1.19
36168	1	3.125	1.625	1.625	.547	1.19
36169	1 1/16	3.500	1.625	1.750	.813	1.25
36170	1 1/8	3.500	1.688	1.750	.813	1.50
36171	1 3/16	3.500	1.813	1.875	.813	2.06
36172	1 1/4	3.500	1.813	1.875	.906	2.31
36173	1 5/16	3.500	2.000	1.875	.875	2.31
36174	1 3/8	3.500	2.125	1.875	.875	2.31
36175	1 7/16	3.500	2.125	1.875	.875	2.31
36176	1 1/2	3.500	2.313	1.875	.859	2.31
36177	1 9/16	3.531	1.750	2.250	.875	2.30
36178	1 5/8	3.563	1.750	2.250	.813	1.70
36179	1 11/16	3.531	1.750	2.500	1.000	2.10
36180	1 3/4	3.531	1.750	2.500	1.000	2.10
36181	1 13/16	3.531	1.750	2.625	1.000	2.20
36182	1 7/8	3.531	2.125	2.625	1.063	3.00
36184	2	3.531	2.125	2.875	1.063	3.10



BUDD WHEEL DEEP LENGTH DOUBLE OPENING SOCKET

Item Number	Size (Inch)	Dimensions				Weight (lbs)
		A	B	C	D	
36276	1 1/2	4.00	2.250	2.250	.750	2

3/4" DRIVE SOCKET SETS



23 PIECE — 3/4" DRIVE SOCKET SET Item Number: 19300

Number	Description	Number	Description
13203	12 Pt. Std. Skt. 15/16"	13216	12 Pt. Std. Skt. 1 3/4"
13204	12 Pt. Std. Skt. 1"	13217	12 Pt. Std. Skt. 1 13/16"
13205	12 Pt. Std. Skt. 1 1/16"	13218	12 Pt. Std. Skt. 1 7/8"
13206	12 Pt. Std. Skt. 1 1/8"	13220	12 Pt. Std. Skt. 2"
13207	12 Pt. Std. Skt. 1 3/16"	13910	5" Extension
13208	12 Pt. Std. Skt. 1 1/4"	13912	8" Extension
13209	12 Pt. Std. Skt. 1 5/16"	13914	16" Extension
13210	12 Pt. Std. Skt. 1 3/8"	13920	Flex Handle
13211	12 Pt. Std. Skt. 1 7/16"	13922	Sliding T Handle
13212	12 Pt. Std. Skt. 1 1/2"	13900	Ratchet Quick Release Metal Box
13213	12 Pt. Std. Skt. 1 9/16"		
13214	12 Pt. Std. Skt. 1 5/8"		
13215	12 Pt. Std. Skt. 1 11/16"		
		Total Weight 38.75 lb	

13 PIECE — 3/4" DRIVE SOCKET SET
Item Number: 19301

Number	Description	Number	Description
13203	12 Pt. Std. Skt. 15/16"	13214	12 Pt. Std. Skt. 1 5/8"
13204	12 Pt. Std. Skt. 1"	13912	6" Extension
13205	12 Pt. Std. Skt. 1 1/16"	13914	16" Extension
13206	12 Pt. Std. Skt. 1 1/8"	13920	Flex Handle
13208	12 Pt. Std. Skt. 1 1/4"	13900	Ratchet Quick Release
13210	12 Pt. Std. Skt. 1 3/8"		Metal Box
13211	12 Pt. Std. Skt. 1 7/16"		
13212	12 Pt. Std. Skt. 1 1/2"		
		Total Weight 24.25 lb	



13 PIECE — 3/4" DRIVE IMPACT SOCKET SET
Item Number: 19509

Number	Description	Number	Description
36114	6 Pt. Std. Skt. 3/4"	36122	6 Pt. Std. Skt. 1 1/4"
36115	6 Pt. Std. Skt. 13/16"	36123	6 Pt. Std. Skt. 1 5/16"
36116	6 Pt. Std. Skt. 7/8"	36124	6 Pt. Std. Skt. 1 3/8"
36117	6 Pt. Std. Skt. 15/16"	36125	6 Pt. Std. Skt. 1 7/16"
36118	6 Pt. Std. Skt. 1"	36126	6 Pt. Std. Skt. 1 1/2"
36119	6 Pt. Std. Skt. 1 1/16"		Boxed
36120	6 Pt. Std. Skt. 1 1/8"		
36121	6 Pt. Std. Skt. 1 3/16"		
		Total Weight 3.98 lb	



13 PIECE — 3/4" DRIVE DEEP IMPACT SOCKET SET
Item Number: 19510

Number	Description	Number	Description
36164	6 Pt. Dp. Skt. 3/4"	36172	6 Pt. Dp. Skt. 1 1/4"
36165	6 Pt. Dp. Skt. 13/16"	36173	6 Pt. Dp. Skt. 1 5/16"
36166	6 Pt. Dp. Skt. 7/8"	36174	6 Pt. Dp. Skt. 1 3/8"
36167	6 Pt. Dp. Skt. 15/16"	36175	6 Pt. Dp. Skt. 1 7/16"
36168	6 Pt. Dp. Skt. 1"	36176	6 Pt. Dp. Skt. 1 1/2"
36169	6 Pt. Dp. Skt. 1 1/16"		Boxed
36170	6 Pt. Dp. Skt. 1 1/8"		
36171	6 Pt. Dp. Skt. 1 3/16"		
		Total Weight 4.02 lb	



1" DRIVE RATCHETS



ROUND HEAD NON-QUICK RELEASE

Item Number	Length	Weight (lbs)	Number of Teeth
14800	30.000	8	45
14806	Ratchet Repair Kit for 14800		

Fed. Std. GGG-W-641e ANSI Spec. B107.10M

1" DRIVE ACCESSORIES



FLEX HANDLE

Item Number	Length	Weight (lbs)
14820	26.000	8.19

Fed. Std. GGG-W-641e ANSI Spec. B107.10M



EXTENSIONS

Item Number	Size (Inch)	Weight (lbs)
14812	8	2.31
14817	17	4.31

Fed. Std. GGG-W-641e ANSI Spec. B107.10M



ADAPTER

Item Number	Size (Inch)	Length	Weight (lbs)
14827	1F x 3/4M	3.000	1.00

Fed. Std. GGG-W-641e
ANSI Spec. B107.10M



IMPACT EXTENSIONS

Item Number	Size (Inch)	Weight (lbs)
37246	7	3.60
37247	10	2.34
37248	13	4.30



IMPACT ADAPTER

Item Number	Size (Inch)	Length	Weight (lbs)
37250	1F x 3/4M	2.750	1.8



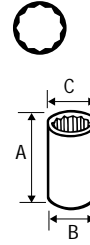
IMPACT UNIVERSAL JOINT

Item Number	Size (Inch)	Weight (lbs)
37249	1.875	2.9



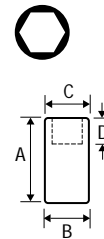
12 PT. — STANDARD SOCKETS

Item Number	Size (Inch)	Dimensions			Weight (lbs)
		A	B	C	
14225	1 7/16	2.500	2.000	1.750	1.00
14226	1 1/2	2.563	2.000	1.750	1.25
14228	1 5/8	2.688	2.250	1.750	1.25
14231	1 13/16	2.875	2.563	1.938	1.75
14232	1 7/8	2.938	2.625	2.250	2.25
14234	2	3.000	2.750	2.250	2.25
14236	2 1/8	3.063	2.938	2.250	2.50
14237	2 3/16	3.125	3.000	2.250	2.75
14238	2 1/4	3.250	3.063	2.250	2.75
14240	2 3/8	3.313	3.250	2.250	3.25
14242	2 1/2	3.438	3.375	2.250	3.25
14243	2 9/16	3.500	3.375	2.250	3.25
14244	2 5/8	3.563	3.563	2.250	3.50
14246	2 3/4	3.688	3.719	3.672	4.50
14249	2 15/16	3.875	3.953	3.672	5.25
14250	3	3.938	4.016	3.672	5.50
14251	3 1/8	4.063	4.172	3.672	6.00



6 PT. — STANDARD IMPACT SOCKETS

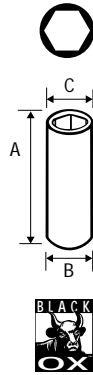
Item Number	Size (Inch)	Dimensions				Weight (lbs)
		A	B	C	D	
37114	3/4	2.250	1.438	2.000	1.25	1.00
37115	13/16	2.188	2.125	1.500	.438	1.10
37116	7/8	2.281	1.438	2.000	.703	1.00
37117	15/16	2.281	1.563	2.000	.719	1.00
37118	1	2.406	1.656	2.000	.766	1.00
37119	1 1/16	2.406	1.750	2.000	.766	1.00
37120	1 1/8	2.406	1.813	2.000	.422	1.00
37121	1 3/16	2.531	2.063	2.063	.906	1.03
37122	1 1/4	2.531	2.063	2.063	.906	1.03
37123	1 5/16	2.531	2.063	2.063	.766	1.03
37124	1 3/8	2.500	2.250	2.063	.766	1.03
37125	1 7/16	2.500	2.250	2.063	.859	1.03
37126	1 1/2	2.500	2.250	2.063	.859	1.03
37127	1 9/16	2.500	2.500	2.063	1.000	1.05
37128	1 5/8	2.500	2.500	2.063	1.000	1.05
37129	1 11/16	2.625	2.500	2.063	1.000	1.05
37130	1 3/4	2.625	2.750	2.375	1.000	2.03
37131	1 13/16	2.625	2.750	2.375	1.063	2.03
37132	1 7/8	2.750	2.750	2.375	1.063	2.03
37133	1 15/16	2.750	2.984	2.375	1.063	2.05
37134	2	2.875	2.984	2.375	1.172	2.05
37135	2 1/16	2.875	2.984	2.375	1.172	3.02
37136	2 1/8	3.000	3.250	2.375	1.203	3.02
37137	2 3/16	3.063	2.125	3.250	1.250	3.80
37138	2 1/4	3.000	3.250	2.375	1.218	3.03
37139	2 5/16	3.063	3.500	2.375	1.313	3.03
37140	2 3/8	3.063	3.500	2.375	1.500	3.03
37141	2 7/16	3.563	2.125	3.625	1.375	4.50
37142	2 1/2	3.188	3.500	2.375	1.359	3.03
37143	2 9/16	3.563	2.125	3.625	1.375	5.40
37144	2 5/8	3.625	2.125	3.625	1.500	5.40
37145	2 11/16	3.688	2.125	3.750	1.500	5.80
37146	2 3/4	3.750	2.125	3.750	1.500	5.40
37147	2 13/16	3.750	3.375	3.938	1.563	6.40
37148	2 7/8	3.750	3.375	3.938	1.563	5.90
37149	2 15/16	3.750	3.375	3.938	1.625	6.50
37150	3	3.750	3.375	4.125	1.750	7.10
37151	3 1/8	3.750	3.375	4.125	1.750	7.50



Item Number	Size (Inch)	Dimensions				Weight (lbs)
		A	B	C	D	
37152	3 1/4	3.938	3.375	4.313	1.813	7.50
37153	3 3/8	4.063	3.375	4.313	1.938	8.60
37154	3 1/2	4.063	3.375	4.759	1.938	8.90

Fed. Std. GGG-W-660A ANSI Spec. B107.2

1" DRIVE SOCKETS



6 PT. STANDARD DEEP IMPACT SOCKETS

Item Number	Size (Inch)	Dimensions				Weight (lbs)
		A	B	C	D	
37319	1 1/16	3.938	2.125	1.813	.500	1.8
37320	1 1/8	3.000	2.125	1.813	1.438	1.9
37322	1 1/4	3.938	2.125	2.000	.625	1.9
37323	1 5/16	3.438	2.125	2.125	1.813	2.1
37324	1 3/8	3.938	2.125	2.125	.750	2.5
37325	1 7/16	3.938	2.125	2.125	.750	2.5
37326	1 1/2	3.938	2.125	2.375	.813	2.5
37328	1 5/8	3.938	2.125	2.500	.813	2.8
37329	1 11/16	3.938	2.125	2.625	1.000	3.0
37330	1 3/4	3.938	2.125	2.750	1.000	3.0
37331	1 13/16	3.938	2.125	2.750	1.000	3.4
37332	1 7/8	3.938	2.125	2.750	1.063	3.5
37333	1 15/16	3.938	2.125	2.875	1.063	3.9
37334	2	3.938	2.125	2.875	1.063	4.1
37335	2 1/16	4.063	2.125	3.063	1.188	4.0
37336	2 1/8	4.063	2.125	3.250	1.188	4.8
37337	2 3/16	4.188	2.125	3.250	1.250	5.0
37338	2 1/4	4.188	2.125	3.250	1.250	5.4
37339	2 5/16	4.313	2.125	3.375	1.250	5.8
37340	2 3/8	4.688	2.125	3.375	1.375	6.1

21 PIECE — 1" DRIVE SOCKET SET Item Number: 19400



Number	Description	Number	Description
14225	12 Pt. Std. Skt. 1 7/16"	14244	12 Pt. Std. Skt. 2 5/8"
14226	12 Pt. Std. Skt. 1 1/2"	14246	12 Pt. Std. Skt. 2 3/4"
14228	12 Pt. Std. Skt. 1 5/8"	14249	12 Pt. Std. Skt. 2 15/16"
14231	12 Pt. Std. Skt. 1 13/16"	14250	12 Pt. Std. Skt. 3"
14232	12 Pt. Std. Skt. 1 7/8"	14251	12 Pt. Std. Skt. 3 1/8"
14234	12 Pt. Std. Skt. 2"	14812	8" Extension
14236	12 Pt. Std. Skt. 2 1/8"	14817	17" Extension
14237	12 Pt. Std. Skt. 2 3/16"	14820	Flex Handle
14238	12 Pt. Std. Skt. 2 1/4"	14800	Ratchet
14240	12 Pt. Std. Skt. 2 3/8"		Metal Box
14242	12 Pt. Std. Skt. 2 1/2"		Total Weight 69.25 lb
14243	12 Pt. Std. Skt. 2 9/16"		

WRENCHES




WRENCHES

■ IN THIS SECTION:

Our complete line of heavy duty wrenches and wrench sets are shown with fractional followed by metric. Allen professional wrenches are available in our new Black Ox™, black industrial finish as well as nickel chrome and full polish finish. Product categories are listed in the following order:

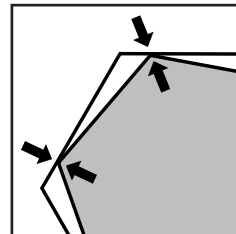
- Combination wrenches
- Midget combination wrenches
- Open end wrenches
- Midget open end wrenches
- Box end wrenches
- Flare nut wrenches
- Ratcheting box end wrenches
- Adjustable wrenches
- Structural wrenches
- Adjustable spanner wrenches
- Striking wrenches
- Wrench sets



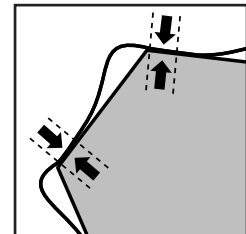
12 POINT COMBINATION WRENCH



Unique Allendrive® Design



Ordinary Box End

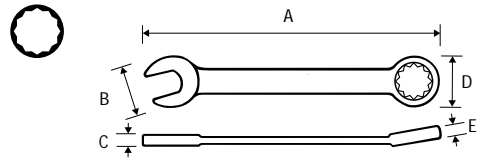


Allendrive® Box End

Ordinary box end wrenches contact the fastener at its corners. In high torque situations, this can lead to a rounding of the fastener and wrench slippage. With Allendrive, the wrench holds the fastener across a broader contact area and allows for greater torque loads without wrench slippage.

12 PT. — COMBINATION WRENCHES

Item Number	Size (Inch)	Dimensions					Weight (lbs)
		A	B	C	D	E	
20204	1/4	3.99	.54	.18	.38	.23	.06
20206	5/16	4.38	.72	.20	.47	.25	.06
20208	3/8	5.32	.81	.20	.56	.29	.06
20209	7/16	5.88	.87	.24	.66	.30	.12
20210	1/2	6.54	.98	.27	.75	.32	.19
20211	9/16	7.13	1.14	.29	.84	.35	.25
20212	5/8	8.00	1.28	.32	.94	.39	.31
20213	11/16	8.81	1.39	.35	1.03	.42	.38
20214	3/4	9.67	1.50	.36	1.06	.45	.44
20215	13/16	10.58	1.69	.37	1.18	.48	.50
20216	7/8	11.56	1.69	.38	1.28	.48	.63
20217	15/16	12.58	1.86	.39	1.37	.51	.81
20218	1	13.56	1.94	.42	1.47	.55	1.00
20219	1 1/16	14.69	2.16	.44	1.61	.55	1.19
20220	1 1/8	15.63	2.20	.48	1.65	.58	1.38
20222	1 1/4	16.94	2.49	.51	1.82	.58	1.56
20223	1 5/16	18.31	2.52	.53	1.92	.62	1.63
20224	1 3/8	20.35	2.88	.78	2.16	.94	1.68
20225	1 7/16	20.35	2.88	.78	2.16	.94	1.75
20226	1 1/2	20.35	2.88	.78	2.16	.94	3.00
20228	1 5/8	24.08	3.44	.79	2.56	.98	3.81
20229	1 11/16	24.08	3.44	.79	2.56	.98	6.88
20230	1 3/4	26.09	3.70	.83	2.75	1.01	6.88
20231	1 13/16	26.09	3.70	.83	2.75	1.01	6.88
20232	1 7/8	27.10	3.88	.86	2.94	1.04	6.88
20234	2	29.10	4.06	.86	3.06	1.04	6.88

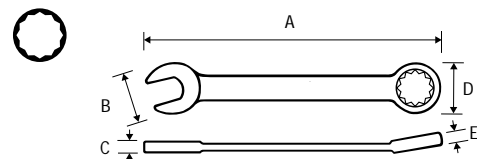


Item Number	Size (Inch)	Dimensions					Weight (lbs)
		A	B	C	D	E	
20235	2 1/16	25.75	3.94	.75	2.88	1.13	6.12
20236	2 1/8	28.75	4.88	.88	3.50	1.31	10.00
20237	2 3/16	28.75	4.88	.88	3.50	1.31	9.50
20238	2 1/4	28.75	4.88	.88	3.50	1.31	9.38
20239	2 3/8	28.75	4.88	.88	3.50	1.31	13.38
20240	2 1/2	28.75	4.88	.88	3.50	1.31	13.56

Fed. Std. GGG-W-636c ANSI Spec. B107.6

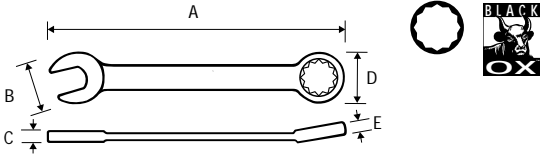
12 PT. — METRIC COMBINATION WRENCHES

Item Number	Size (mm)	Dimensions					Weight (lbs)
		A	B	C	D	E	
20307	7	4.24	.53	.19	.44	.23	.06
20308	8	4.38	.72	.20	.47	.25	.06
20309	9	4.91	.70	.20	.52	.26	.06
20310	10	5.55	.81	.22	.62	.29	.12
20311	11	5.88	.87	.24	.66	.30	.12
20312	12	6.27	.94	.25	.72	.32	.12
20313	13	6.54	.98	.27	.75	.32	.19
20314	14	7.13	1.14	.29	.84	.35	.25
20315	15	7.59	1.20	.30	.90	.37	.31
20316	16	8.00	1.28	.32	.94	.39	.31
20317	17	8.45	1.36	.33	.99	.40	.38
20318	18	8.81	1.39	.35	1.03	.42	.44
20319	19	9.67	1.50	.36	1.06	.45	.50
20320	20	10.30	1.56	.36	1.13	.46	.50
20321	21	10.95	1.63	.37	1.21	.47	.63
20322	22	11.56	1.69	.38	1.28	.48	.63
20323	23	12.20	1.78	.38	1.33	.50	.63
20324	24	12.80	1.86	.39	1.38	.51	.63
20325	25	13.56	1.94	.42	1.47	.55	.75
20326	26	14.12	2.16	.44	1.61	.55	.75
20327	27	14.69	2.16	.44	1.61	.55	.88
20328	28	15.63	2.20	.48	1.65	.58	.88
20329	29	14.37	2.43	.52	1.78	.58	.94
20330	30	16.30	2.35	.50	1.74	.58	1.00
20332	32	16.94	2.49	.51	1.82	.58	1.19



Fed. Std. GGG-W-636c ANSI Spec. B107.9

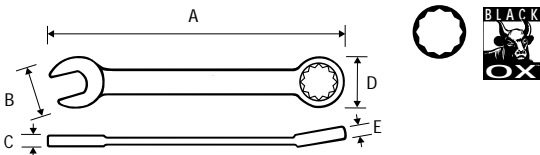
WRENCHES



12 PT. — COMBINATION WRENCHES — BLACK

Item Number	Size (Inch)	Dimensions					Weight (lbs)
		A	B	C	D	E	
20204B	1/4	3.99	.54	.18	.38	.23	.06
20206B	5/16	4.38	.72	.20	.47	.25	.06
20208B	3/8	5.32	.81	.20	.56	.29	.06
20209B	7/16	5.88	.87	.24	.66	.30	.12
20210B	1/2	6.54	.98	.27	.75	.32	.19
20211B	9/16	7.13	1.14	.29	.84	.35	.25
20212B	5/8	8.00	1.28	.32	.94	.39	.31
20213B	11/16	8.81	1.39	.35	1.03	.42	.38
20214B	3/4	9.67	1.50	.36	1.06	.45	.44
20215B	13/16	10.58	1.69	.37	1.18	.48	.50
20216B	7/8	11.56	1.69	.38	1.28	.48	.63
20217B	15/16	12.58	1.86	.39	1.37	.51	.81
20218B	1	13.56	1.94	.42	1.47	.55	1.00
20219B	1 1/16	14.69	2.16	.44	1.61	.55	1.19
20220B	1 1/8	15.63	2.20	.48	1.65	.58	1.38
20222B	1 1/4	16.94	2.49	.51	1.82	.58	1.56
20223B	1 5/16	18.31	2.52	.53	1.92	.62	1.63
20224B	1 3/8	20.35	2.88	.78	2.16	.94	1.68
20225B	1 7/16	20.35	2.88	.78	2.16	.94	1.75
20226B	1 1/2	20.35	2.88	.78	2.16	.94	3.00

Fed. Std. GGG-W-636c ANSI Spec. B107.6



12 PT. — METRIC COMBINATION WRENCHES — BLACK

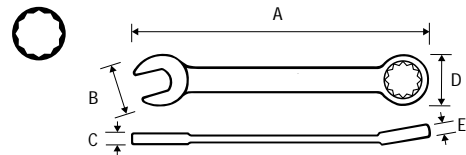
Item Number	Size (mm)	Dimensions					Weight (lbs)
		A	B	C	D	E	
20307B	7	4.24	.53	.19	.44	.23	.06
20308B	8	4.38	.72	.20	.47	.25	.06
20309B	9	4.91	.70	.20	.52	.26	.06
20310B	10	5.55	.81	.22	.62	.29	.12
20311B	11	5.88	.87	.24	.66	.30	.12
20312B	12	6.27	.94	.25	.72	.32	.12
20313B	13	6.54	.98	.27	.75	.32	.19
20314B	14	7.13	1.14	.29	.84	.35	.25
20315B	15	7.59	1.20	.30	.90	.37	.31
20316B	16	8.00	1.28	.32	.94	.39	.31
20317B	17	8.45	1.36	.33	.99	.40	.38
20318B	18	8.81	1.39	.35	1.03	.42	.44
20319B	19	9.67	1.50	.36	1.06	.45	.50
20320B	20	10.30	1.56	.36	1.13	.46	.50
20321B	21	10.95	1.63	.37	1.21	.47	.63
20322B	22	11.56	1.69	.38	1.28	.48	.63
20323B	23	12.20	1.78	.38	1.33	.50	.63
20324B	24	12.80	1.86	.39	1.38	.51	.63
20325B	25	13.56	1.94	.42	1.47	.55	.75
20326B	26	14.12	2.16	.44	1.61	.55	.75
20327B	27	14.69	2.16	.44	1.61	.55	.88
20328B	28	15.63	2.20	.48	1.65	.58	.88
20329B	29	14.37	2.43	.52	1.78	.71	.94
20330B	30	16.30	2.35	.50	1.74	.58	1.00
20332B	32	16.94	2.49	.51	1.82	.58	1.19

Fed. Std. GGG-W-636c ANSI Spec. B107.9

**12 PT. — FULL POLISH COMBINATION
WRENCHES**

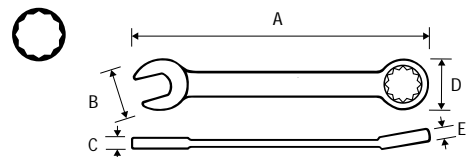
Item Number	Size (Inch)	Dimensions					Weight (lbs)
		A	B	C	D	E	
20470	1/4	4.03	.55	.17	.39	.20	.06
20471	5/16	4.40	.67	.20	.49	.24	.06
20472	3/8	5.32	.79	.21	.56	.25	.06
20473	7/16	5.87	.95	.24	.67	.31	.12
20474	1/2	6.54	1.04	.27	.76	.34	.19
20475	9/16	7.12	1.18	.29	.84	.37	.25
20476	5/8	7.99	1.31	.31	.94	.43	.31
20477	11/16	8.78	1.43	.34	1.01	.46	.38
20478	3/4	9.66	1.56	.36	1.10	.48	.44
20479	13/16	10.55	1.66	.38	1.19	.54	.50
20480	7/8	11.54	1.81	.40	1.28	.57	.63
20481	15/16	12.54	1.92	.42	1.36	.60	.81
20482	1	13.52	2.05	.44	1.45	.64	1.00
20483	1 1/16	14.63	2.20	.46	1.55	.67	1.19
20484	1 1/8	15.56	2.28	.50	1.62	.69	1.19
20485	1 1/4	16.91	2.57	.54	1.82	.75	1.56

Fed. Std. GGG-W-636c ANSI Spec. B107.6



**12 PT. — METRIC FULL POLISH COMBINATION
WRENCHES**

Item Number	Size (mm)	Dimensions					Weight (lbs)
		A	B	C	D	E	
20413	7	4.24	.62	.19	.50	.22	.06
20414	8	4.40	.67	.20	.49	.24	.06
20415	9	4.91	.73	.20	.51	.26	.06
20416	10	5.55	.84	.23	.62	.29	.12
20417	11	5.87	.95	.24	.67	.31	.12
20418	12	6.26	1.00	.26	.72	.33	.12
20419	13	6.54	1.04	.27	.76	.34	.19
20420	14	7.12	1.18	.29	.84	.37	.25
20421	15	7.53	1.25	.30	.89	.40	.31
20422	16	7.99	1.31	.31	.94	.43	.31
20423	17	8.40	1.37	.32	.98	.44	.38
20424	18	8.78	1.43	.34	1.01	.46	.44
20425	19	9.66	1.56	.36	1.10	.49	.50
20426	20	10.28	1.64	.37	1.14	.51	.50
20427	21	10.93	1.72	.39	1.22	.55	.62
20428	22	11.54	1.81	.40	1.28	.57	.62
20429	23	12.16	1.89	.41	1.32	.58	.62
20430	24	12.77	1.97	.42	1.39	.60	.62
20431	25	13.52	2.05	.44	1.45	.64	.75



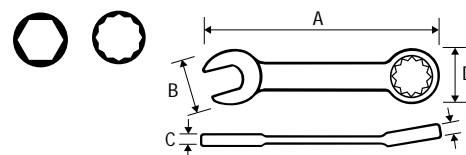
Item Number	Size (mm)	Dimensions					Weight (lbs)
		A	B	C	D	E	
20432	26	14.13	2.22	.45	1.60	.65	.750
20433	27	14.63	2.20	.46	1.55	.67	.870
20434	29	15.56	2.28	.50	1.62	.69	.870
20435	30	16.27	2.42	.52	1.72	.74	1.00
20436	32	16.91	2.68	.54	1.90	.75	1.19

Fed. Std. GGG-W-636c ANSI Spec. B107.9

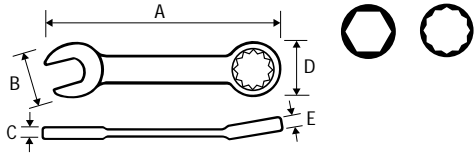
**6 & 12 PT. — MIDGET COMBINATION
WRENCHES**

Item Number	Size (Inch)	Pt. Size	Dimensions					Weight (lbs)
			A	B	C	D	E	
66030	5/32	6	2.612	.380	.105	.312	.098	.01
66032	3/16	6	2.827	.396	.110	.390	.102	.01
66034	13/64	12	3.091	.454	.120	.412	.115	.02
66036	7/32	12	3.152	.458	.130	.433	.125	.02
66038	15/64	12	3.265	.485	.130	.454	.118	.02
66040	1/4	12	3.390	.512	.133	.450	.125	.02
66042	9/32	12	3.498	.595	.138	.539	.130	.03
66044	5/16	12	3.643	.655	.141	.612	.132	.03
66046	3/8	12	3.847	.706	.152	.675	.152	.04
66048	7/16	12	4.055	.825	.160	.755	.154	.05

ANSI Spec. B107.6



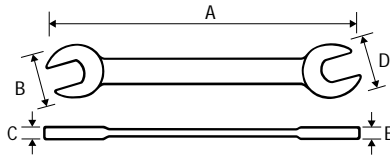

WRENCHES



6 & 12 PT. METRIC MIDGET COMBINATION WRENCHES

Item Number	Size (mm)	Pt. Size	Dimensions					Weight (g)
			A	B	C	D	E	
66430	4	6	66.3	9.7	2.7	7.9	2.5	5
66432	4.5	6	71.8	10.1	2.8	9.9	2.6	6
66434	5	12	81.6	11.5	3.1	10.5	2.9	8
66436	5.5	12	83.2	11.6	3.3	11.0	3.2	8
66438	6	12	86.1	13.0	3.4	11.4	3.2	8
66440	7	12	88.8	15.1	3.5	13.7	3.3	11
66442	8	12	92.5	16.6	3.6	15.5	3.4	14
66446	9	12	95.4	16.6	3.9	15.7	3.7	16
66448	10	12	97.7	17.9	3.9	17.1	3.9	16
66450	11	12	103.0	21.0	4.1	19.2	3.9	20

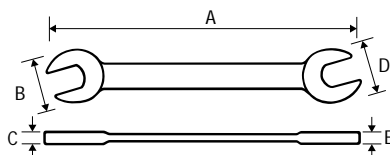
ANSI Spec. B107.9



OPEN END WRENCHES

Item Number	Size (Inch)	Dimensions					Weight (lbs)
		A	B	C	D	E	
21001	3/16 x 1/4	4.11	.52	.19	.38	.19	.05
21004	1/4 x 5/16	4.49	.64	.19	.51	.19	.05
21005	5/16 x 3/8	4.85	.75	.21	.64	.21	.06
21008	3/8 x 7/16	5.22	.88	.24	.75	.24	.12
21009	7/16 x 1/2	5.91	.98	.26	.87	.26	.12
21010	1/2 x 9/16	6.14	1.13	.28	.97	.28	.19
21011	9/16 x 5/8	6.97	1.20	.32	1.13	.32	.25
21012	5/8 x 3/4	7.81	1.50	.35	1.20	.35	.38
21015	11/16 x 3/4	7.88	1.50	.35	1.33	.35	.31
21013	11/16 x 13/16	8.62	1.56	.36	1.33	.36	.38
21016	3/4 x 13/16	8.68	1.56	.36	1.50	.36	.44
21014	3/4 x 7/8	9.32	1.69	.36	1.50	.36	.50
21017	15/16 x 1	10.65	1.94	.42	1.86	.42	.75
21019	1 1/16 x 1 1/8	12.00	2.20	.42	1.97	.42	.94
21022	1 1/4 x 1 5/16	14.62	2.52	.54	2.38	.54	1.00

Fed. Std. GGG-W-636c ANSI Spec. B107.6



METRIC OPEN END WRENCHES

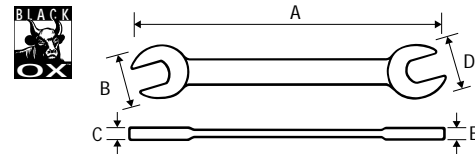
Item Number	Size (mm)	Dimensions					Weight (lbs)
		A	B	C	D	E	
21106	6 x 8	4.49	.64	.19	.51	.19	.06
21107	7 x 9	4.93	.69	.21	.53	.21	.06
21110	10 x 11	5.22	.88	.24	.75	.24	.12
21112	12 x 14	6.14	1.13	.28	.97	.28	.19
21113	13 x 15	7.02	1.20	.32	.98	.32	.25
21116	16 x 17	7.85	1.27	.34	1.20	.34	.31
21117	17 x 19	8.68	1.50	.35	1.27	.35	.38
21118	18 x 19	9.00	1.50	.35	1.33	.35	.44
21120	20 x 22	9.52	1.69	.36	1.56	.36	.50
21121	21 x 23	10.34	1.78	.38	1.63	.38	.56

Fed. Std. GGG-W-636c ANSI Spec. B107.6

OPEN END WRENCHES — BLACK

Item Number	Size (Inch)	Dimensions					Weight (lbs)
		A	B	C	D	E	
21004B	1/4 X 5/16	4.49	.64	.19	.51	.19	.05
21008B	3/8 X 7/16	5.22	.88	.24	.75	.24	.12
21010B	1/2 X 9/16	6.14	1.13	.28	.97	.28	.19
21012B	5/8 X 3/4	7.81	1.50	.35	1.20	.35	.38
21013B	11/16 X 13/16	8.62	1.56	.36	1.33	.36	.38
21014B	3/4 X 7/8	9.32	1.69	.36	1.50	.36	.50
21017B	15/16 X 1	10.65	1.94	.42	1.86	.42	.75
21019B	1 1/16 X 1 1/8	12.00	2.20	.42	1.97	.42	.94
21022B	1 1/4 X 1 5/16	14.62	2.52	.54	2.38	.54	1.00

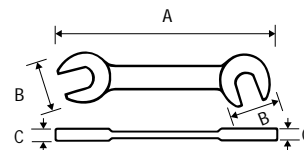
Fed. Std. GGG-W-636c ANSI Spec. B107.6



MIDGET OPEN END WRENCHES — 15° & 80°

Item Number	Size (Inch)	Dimensions			Weight (lbs)
		A	B	C	
66114	7/32	3.25	.48	.11	.03
66115	15/64	3.38	.50	.11	.03
66116	1/4	3.50	.50	.11	.03
66118	9/32	3.63	.56	.15	.03
66120	5/16	3.75	.58	.15	.03
66122	11/32	3.88	.72	.15	.03
66124	3/8	4.00	.73	.15	.03
66128	7/16	4.13	.88	.16	.03

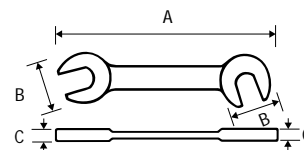
Fed. Std. GGG-W-636c ANSI Spec. B107.6



METRIC MIDGET OPEN END WRENCHES — 15° & 80°

Item Number	Size (mm)	Dimensions			Weight (lbs)
		A	B	C	
66305	5.5	3.25	.48	.11	.03
66306	6	3.50	.50	.11	.03
66307	7	3.63	.56	.15	.03
66308	8	3.75	.58	.15	.03
66309	9	3.88	.72	.15	.03
66310	10	4.00	.73	.15	.03
66311	11	4.13	.88	.16	.03

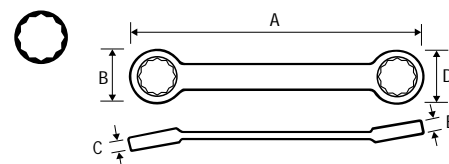
Fed. Std. GGG-W-636c ANSI Spec. B107.9



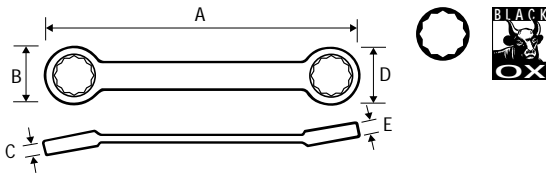
12 PT. — 15° OFFSET BOX END WRENCHES

Item Number	Size (Inch)	Dimensions					Weight (lbs)
		A	B	C	D	E	
22204	1/4 x 5/16	7.06	.53	.25	.44	.25	.12
22208	3/8 x 7/16	7.75	.65	.30	.56	.29	.12
22209	7/16 x 1/2	8.47	.73	.32	.65	.30	.19
22210	1/2 x 9/16	9.14	.84	.35	.73	.32	.25
22211	9/16 x 5/8	9.85	.90	.39	.84	.35	.31
22212	5/8 x 3/4	10.57	1.06	.45	.90	.39	.44
22213	11/16 x 13/16	11.94	1.12	.48	1.00	.42	.56
22214	3/4 x 7/8	12.66	1.26	.48	1.06	.45	.63
22215	13/16 x 7/8	12.69	1.25	.48	1.12	.48	.63
22217	15/16 x 1	15.45	1.44	.54	1.31	.51	1.06

Fed. Std. GGG-W-636c ANSI Spec. B107.6



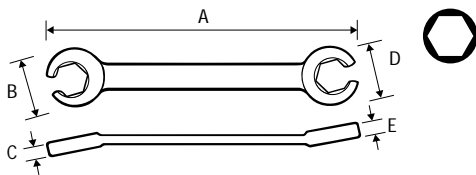
WRENCHES



12 PT. — 15° OFFSET BOX END WRENCHES — BLACK

Item Number	Size (Inch)	Dimensions					Weight (lbs)
		A	B	C	D	E	
22204B	1/4 X 5/16	7.06	.53	.25	.44	.25	.12
22208B	3/8 X 7/16	7.75	.65	.30	.56	.29	.12
22209B	7/16 X 1/2	8.47	.73	.32	.65	.30	.19
22210B	1/2 X 9/16	9.14	.84	.35	.73	.32	.25
22211B	9/16 X 5/8	9.85	.90	.39	.84	.35	.31
22212B	5/8 X 3/4	10.57	1.06	.45	.90	.39	.44
22213B	11/16 X 13/16	11.94	1.12	.48	1.00	.42	.56
22214B	3/4 X 7/8	12.66	1.26	.48	1.06	.45	.63
22215B	13/16 X 7/8	12.69	1.25	.48	1.12	.48	.63
22217B	15/16 X 1	15.45	1.44	.54	1.31	.51	1.06

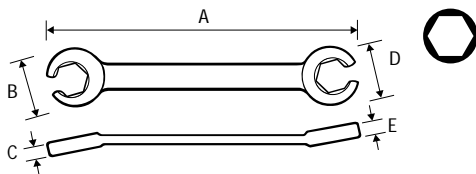
Fed. Std. GGG-W-636c ANSI Spec. B107.6



6 PT. — FLARE NUT WRENCHES

Item Number	Size (Inch)	Dimensions					Weight (lbs)
		A	B	C	D	E	
21404	3/8 x 7/16	5.97	.81	.33	.73	.30	.12
21410	1/2 x 9/16	6.71	.95	.39	.89	.36	.19
21412	5/8 x 11/16	7.56	1.18	.45	1.12	.42	.31
21414	3/4 x 7/8	8.13	1.37	.51	1.25	.49	.38

Fed. Std. GGG-W-636c ANSI Spec. B107.6



6 PT. — METRIC FLARE NUT WRENCHES

Item Number	Size (mm)	Dimensions					Weight (lbs)
		A	B	C	D	E	
21509	9 x 11	5.96	.81	.33	.73	.30	.12
21510	10 x 12	6.50	.85	.34	.77	.31	.12
21511	11 x 12	6.50	.85	.34	.77	.31	.12
21513	13 x 14	6.70	.95	.39	.89	.36	.19
21515	15 x 17	7.57	1.18	.45	1.12	.42	.31
21516	16 x 18	7.54	1.18	.45	1.12	.42	.34
21519	19 x 21	8.12	1.37	.51	1.25	.49	.38

Fed. Std. GGG-W-636c ANSI Spec. B107.9



RACHETING BOX END WRENCHES

Item Number	Size (Inch)	Length	Weight
			(lbs)
22604	1/4 x 5/16	4.500	.12
22608	3/8 x 7/16	5.500	.16
22610	1/2 x 9/16	6.750	.25
22612	5/8 x 11/16	8.130	.63
22614	3/4 x 7/8	9.250	.63
22615	13/16 x 15/16	9.250	.63

Fed. Std. GGG-W-001405

ADJUSTABLE WRENCHES

Item Number	Length	Weight (lbs)	Item Number	Length	Weight (lbs)
24004	4.00	.12	24012	12.00	1.19
24006	6.00	.25	24015	15.00	2.25
24008	8.00	.44	24017	18.00	4.28
24010	10.00	.81	24024	24.00	6.69

ANSI Spec. B107.8M



ADJUSTABLE WRENCHES — BLACK

Item Number	Length	Weight (lbs)
26104	4.00	.12
26106	6.00	.25
26108	8.00	.44
26110	10.00	.81
26112	12.00	1.19
26115	15.00	2.25
26118	18.00	4.25
26124	24.00	6.50



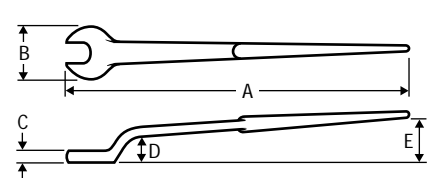
**BLACK ADJUSTABLE CONSTRUCTION WRENCH
Item Number: 21700**

Item Number	Length	Weight (lbs)
21700	15.00	2.30



STRUCTURAL WRENCHES — OFFSET HANDLE

Item Number	Size (Inch)	Dimensions					Weight (lbs)
		A	B	C	D	E	
20911	9/16	9.500	1.563	0.406	1.063	2.063	.43
20912	5/8	9.500	1.563	0.406	1.063	2.063	.43
20913	11/16	9.500	1.563	0.406	1.063	2.500	.43
20914	3/4	12.000	1.563	0.438	0.813	1.688	.70
20915	13/16	14.500	2.000	0.531	0.938	1.875	1.30
20916	7/8	14.500	2.000	0.531	0.938	1.875	1.30
20917	15/16	14.500	2.000	0.531	0.938	1.875	1.30
20918	1	14.500	2.000	0.531	0.938	1.875	1.30
20919	1 1/16	17.000	2.250	0.625	1.063	2.375	1.90
20920	1 1/8	17.000	2.250	0.625	1.063	2.375	1.90
20922	1 1/4	19.000	2.813	0.688	1.250	2.750	2.60
20923	1 5/16	19.000	2.813	0.688	1.250	2.750	2.60
20925	1 7/16	20.000	3.125	0.750	1.250	3.063	3.50
20926	1 1/2	20.000	3.125	0.750	1.250	3.063	3.50
20928	1 5/8	23.000	3.594	0.813	1.500	3.375	4.80
20929	1 11/16	22.000	4.000	0.750	1.063	3.625	5.90
20931	1 13/16	22.000	4.000	0.750	1.063	3.625	5.90
20932	1 7/8	25.000	4.438	1.000	1.625	3.625	5.90
20934	2	25.000	4.438	1.000	1.625	3.625	5.90



Fed. Std. GGG-W-636e, Type IX, Class 1

WRENCHES



ADJUSTABLE HOOK SPANNER

Item Number	Length	Diameter Range Capacity	Hook Thickness	Hook Depth	Weight (lbs)
21750	6.375	3/4 - 2	11/32	1/8	.23
21751	8.125	1 1/4 - 3	13/32	5/32	.43
21752	11.375	2 - 4 3/4	15/32	3/16	1.03
21753	12.125	4 1/2 - 6 1/4	15/32	1/4	1.10
21754	13.750	6 1/8 - 8 3/4	15/32	5/16	1.40

Fed. Std. GGG-W-665-B-1, Type 1, Class 1



ADJUSTABLE PIN SPANNER

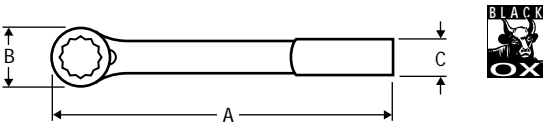
Item Number	Length	Diameter Range Capacity	Hook Thickness	Pin Diameter	Pin Length	Weight (lbs)
21755	6.375	3/4 - 2	11/32	1/8	1/8	.23
21756	6.375	3/4 - 2	11/32	3/16	5/32	.23
21757	8.125	1 1/4 - 3	13/32	3/16	3/16	.42
21758	8.125	1 1/4 - 3	13/32	1/4	7/32	.42
21759	11.375	2 - 4 3/4	15/32	1/4	1/4	.99
21760	12.125	4 1/2 - 6 1/4	15/32	3/8	1/4	1.1



ADJUSTABLE FACE SPANNER

Item Number	Length	Extreme Capacity	Pin Diameter	Pin Length	Weight (lbs)
21761	6.375	2	3/16	1/4	.42
21762	8.125	3	1/4	1/4	.99
21763	10.375	4	5/16	1/2	1.1

Fed. Std. GGG-W-665-B-1, Type III, Class 1



12 PT. — STRIKING FACE WRENCHES 45° OFFSET

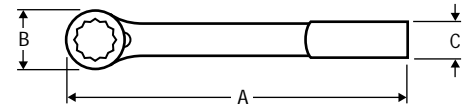
Item Number	Opening (Inch)	Dimensions			Weight (lbs)
		A	B	C	
21209	1 1/16	11.000	2.063	0.875	2.82
21210	1 1/8	11.000	2.063	0.875	2.79
21211	1 3/16	11.000	2.063	0.875	2.75
21212	1 1/4	11.000	2.063	0.875	2.71
21213	1 5/16	11.000	2.063	0.875	2.68
21215	1 7/16	12.500	2.688	1.125	6.46
21216	1 1/2	12.500	2.688	1.125	6.38
21218	1 5/8	12.500	2.688	1.125	6.30
21219	1 11/16	12.500	2.688	1.125	6.23
21220	1 3/4	12.500	2.688	1.125	6.15
21221	1 13/16	12.500	2.688	1.125	6.07
21222	1 7/8	12.500	2.688	1.125	6.00
21223	1 15/16	14.000	3.750	1.375	9.45
21225	2	14.000	3.750	1.375	9.27
21226	2 1/8	14.000	3.750	1.375	9.10
21227	2 3/16	14.000	3.750	1.375	8.95
21228	2 1/4	14.000	3.750	1.375	8.80
21229	2 5/16	14.000	3.750	1.375	8.63
21230	2 3/8	14.000	3.750	1.375	8.46
21231	2 1/2	16.000	4.750	1.813	16.13
21232	2 9/16	16.000	4.750	1.813	15.90

Item Number	Opening (Inch)	Dimensions			Weight (lbs)
		A	B	C	
21233	2 5/8	16.000	4.750	1.813	15.66
21234	2 3/4	16.000	4.750	1.813	15.43
21235	2 7/8	16.000	4.750	1.813	15.20
21236	2 15/16	16.000	4.750	1.813	14.94
21237	3	16.000	4.750	1.813	14.71
21238	3 1/8	16.000	4.750	1.813	14.48

Fed. Std. GGG-W-636e, Type XII

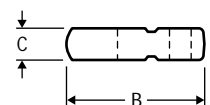
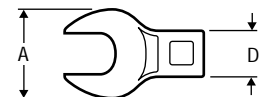
**12 PT. — METRIC STRIKING FACE WRENCHES
45° OFFSET**

Item Number	Opening (mm)	Dimensions			Weight (lbs)
		A	B	C	
21209	27	11.000	2.063	0.875	2.82
21211	30	11.000	2.063	0.875	2.75
21212	32	11.000	2.063	0.875	2.71
21213	33	11.000	2.063	0.875	2.68
21214	36	12.500	2.688	1.125	6.46
21216	38	12.500	2.688	1.125	6.38
21218	41	12.500	2.688	1.125	6.30
21219	43	12.500	2.688	1.125	6.23
21220	44	12.500	2.688	1.125	6.15
21221	46	12.500	2.688	1.125	6.07
21224	50	14.000	3.750	1.375	9.45
21225	51	14.000	3.750	1.375	9.27
21226	54	14.000	3.750	1.375	9.10
21227	55	14.000	3.750	1.375	8.95
21228	57	14.000	3.750	1.375	8.80
21229	59	14.000	3.750	1.375	8.63
21230	60	14.000	3.750	1.375	8.46
21231	64	16.000	4.750	1.813	16.13
21232	65	16.000	4.750	1.813	15.90
21233	67	16.000	4.750	1.813	15.66
21234	70	16.000	4.750	1.813	15.43
21235	73	16.000	4.750	1.813	15.20
21236	75	16.000	4.750	1.813	14.94
21237	76	16.000	4.750	1.813	14.71
21238	80	16.000	4.750	1.813	14.48



CROWFOOT WRENCH

Item Number	Size (Inch)	Dimensions				Weight (lbs)
		A	B	C	D	
20550	3/8	.75	1.27	.22	.63	.063
20552	7/16	.88	1.28	.22	.63	.063
20553	1/2	.93	1.38	.26	.63	.063
20554	9/16	1.13	1.49	.27	.63	.094
20555	5/8	1.20	1.60	.35	.63	.094
20556	11/16	1.33	1.71	.35	.63	.094
20557	3/4	1.50	1.82	.35	.63	.125
20558	13/16	1.56	1.83	.35	.63	.156
20559	7/8	1.69	2.04	.37	.63	.156
20564	1	2.03	2.26	.37	.63	.188



METRIC CROWFOOT WRENCH

Item Number	Size (mm)	Dimensions				Weight (lbs)
		A	B	C	D	
20565	10	.81	1.20	.22	.63	.063
20570	11	.88	1.28	.22	.63	.063
20571	12	.94	1.34	.25	.63	.063
20572	13	.93	1.38	.26	.63	.094
20573	14	1.12	1.49	.26	.63	.094
20574	15	1.16	1.55	.31	.63	.094
20575	16	1.20	1.60	.35	.63	.094
20576	17	1.33	1.77	.35	.63	.125
20577	18	1.39	1.76	.35	.63	.125
20578	19	1.50	1.82	.35	.63	.156
20579	21	1.61	2.05	.35	.63	.156
20580	22	1.69	2.04	.37	.63	.188

WRENCH SETS



10 PIECE — CROWFOOT WRENCH SET Item Number: 29204

Number	Description	Number	Description
20550	Crowfoot Wr. 3/8"	20557	Crowfoot Wr. 3/4"
20552	Crowfoot Wr. 7/16"	20558	Crowfoot Wr. 13/16"
20553	Crowfoot Wr. 1/2"	20559	Crowfoot Wr. 7/8"
20554	Crowfoot Wr. 9/16"	20564	Crowfoot Wr. 1"
20555	Crowfoot Wr. 5/8"		Clip Rail
20556	Crowfoot Wr. 11/16"		Total Weight 1.28 lb



10 PIECE — METRIC CROWFOOT WRENCH SET Item Number: 29205

Number	Description	Number	Description
20565	Crowfoot Wr. 10mm	20575	Crowfoot Wr. 16mm
20570	Crowfoot Wr. 11mm	20576	Crowfoot Wr. 17mm
20571	Crowfoot Wr. 12mm	20577	Crowfoot Wr. 18mm
20572	Crowfoot Wr. 13mm	20578	Crowfoot Wr. 19mm
20573	Crowfoot Wr. 14mm		Clip Rail
20574	Crowfoot Wr. 15mm		Total Weight 1 lb



18 PIECE — FULL POLISH FRACTIONAL/METRIC COMBINATION WRENCH SET Item Number: 29020

Number	Description	Number	Description
20470	12 Pt. Combo Wr. 1/4"	20417	12 Pt. Combo Wr. 11mm
20471	12 Pt. Combo Wr. 5/16"	20418	12 Pt. Combo Wr. 12mm
20472	12 Pt. Combo Wr. 3/8"	20419	12 Pt. Combo Wr. 13mm
20473	12 Pt. Combo Wr. 7/16"	20420	12 Pt. Combo Wr. 14mm
20474	12 Pt. Combo Wr. 1/2"	20421	12 Pt. Combo Wr. 15mm
20475	12 Pt. Combo Wr. 9/16"	20422	12 Pt. Combo Wr. 16mm
20476	12 Pt. Combo Wr. 5/8"	20423	12 Pt. Combo Wr. 17mm
20477	12 Pt. Combo Wr. 11/16"	20424	12 Pt. Combo Wr. 18mm
20478	12 Pt. Combo Wr. 3/4"		High Density Polyethylene Case
20416	12 Pt. Combo Wr. 10mm		Total Weight 3.76 lb



12 PIECE — COMBINATION WRENCH SET Item Number: 29024

Number	Description	Number	Description
20204	12 Pt. Combo Wr. 1/4"	20309	12 Pt. Combo Wr. 9mm
20206	12 Pt. Combo Wr. 5/16"	20310	12 Pt. Combo Wr. 10mm
20208	12 Pt. Combo Wr. 3/8"	20312	12 Pt. Combo Wr. 12mm
20209	12 Pt. Combo Wr. 7/16"	20313	12 Pt. Combo Wr. 13mm
20210	12 Pt. Combo Wr. 1/2"	20314	12 Pt. Combo Wr. 14mm
20211	12 Pt. Combo Wr. 9/16"		Packaged in clamshell
20308	12 Pt. Combo Wr. 8mm		Total Weight 1.60 lb



14 PIECE — COMBINATION WRENCH SET Item Number: 29010

Number	Description	Number	Description
20208	12 Pt. Combo Wr. 3/8"	20216	12 Pt. Combo Wr. 7/8"
20209	12 Pt. Combo Wr. 7/16"	20217	12 Pt. Combo Wr. 15/16"
20210	12 Pt. Combo Wr. 1/2"	20218	12 Pt. Combo Wr. 1"
20211	12 Pt. Combo Wr. 9/16"	20219	12 Pt. Combo Wr. 1 1/16"
20212	12 Pt. Combo Wr. 5/8"	20220	12 Pt. Combo Wr. 1 1/8"
20213	12 Pt. Combo Wr. 11/16"	20222	12 Pt. Combo Wr. 1 1/4"
20214	12 Pt. Combo Wr. 3/4"		Tool Roll
20215	12 Pt. Combo Wr. 13/16"		Total Weight 3.18 lb

15 PIECE — METRIC COMBINATION WRENCH SET
Item Number: 29016

Number	Description	Number	Description
20307	12 Pt. Combo Wr. 7mm	20316	12 Pt. Combo Wr. 16mm
20308	12 Pt. Combo Wr. 8mm	20317	12 Pt. Combo Wr. 17mm
20309	12 Pt. Combo Wr. 9mm	20318	12 Pt. Combo Wr. 18mm
20310	12 Pt. Combo Wr. 10mm	20319	12 Pt. Combo Wr. 19mm
20311	12 Pt. Combo Wr. 11mm	20321	12 Pt. Combo Wr. 21mm
20312	12 Pt. Combo Wr. 12mm	20322	12 Pt. Combo Wr. 22mm
20313	12 Pt. Combo Wr. 13mm		Tool Roll
20314	12 Pt. Combo Wr. 14mm		Total Weight 3.25 lb
20315	12 Pt. Combo Wr. 15mm		



14 PIECE — BLACK COMBINATION WRENCH SET
Item Number: 29010B

Number	Description	Number	Description
20208B	12 Pt. Combo Wr. 3/8"	20216B	12 Pt. Combo Wr. 7/8"
20209B	12 Pt. Combo Wr. 7/16"	20217B	12 Pt. Combo Wr. 15/16"
20210B	12 Pt. Combo Wr. 1/2"	20218B	12 Pt. Combo Wr. 1"
20211B	12 Pt. Combo Wr. 9/16"	20219B	12 Pt. Combo Wr. 1 1/16"
20212B	12 Pt. Combo Wr. 5/8"	20220B	12 Pt. Combo Wr. 1 1/8"
20213B	12 Pt. Combo Wr. 11/16"	20222B	12 Pt. Combo Wr. 1 1/4"
20214B	12 Pt. Combo Wr. 3/4"		Tool Roll
20215B	12 Pt. Combo Wr. 13/16"		Total Weight 9.15 lb



15 PIECE — METRIC BLACK COMBINATION WRENCH SET
Item Number: 29016B

Number	Description	Number	Description
20307B	12 Pt. Combo Wr. 7mm	20316B	12 Pt. Combo Wr. 16mm
20308B	12 Pt. Combo Wr. 8mm	20317B	12 Pt. Combo Wr. 17mm
20309B	12 Pt. Combo Wr. 9mm	20318B	12 Pt. Combo Wr. 18mm
20310B	12 Pt. Combo Wr. 10mm	20319B	12 Pt. Combo Wr. 19mm
20311B	12 Pt. Combo Wr. 11mm	20321B	12 Pt. Combo Wr. 21mm
20312B	12 Pt. Combo Wr. 12mm	20322B	12 Pt. Combo Wr. 22mm
20313B	12 Pt. Combo Wr. 13mm		Tool Roll
20314B	12 Pt. Combo Wr. 14mm		Total Weight 4.45 lb
20315B	12 Pt. Combo Wr. 15mm		



14 PIECE — FULL POLISH COMBINATION WRENCH SET
Item Number: 29307

Number	Description	Number	Description
20472	12 Pt. Combo Wr. 3/8"	20480	12 Pt. Combo Wr. 7/8"
20473	12 Pt. Combo Wr. 7/16"	20481	12 Pt. Combo Wr. 15/16"
20474	12 Pt. Combo Wr. 1/2"	20482	12 Pt. Combo Wr. 1"
20475	12 Pt. Combo Wr. 9/16"	20483	12 Pt. Combo Wr. 1 1/16"
20476	12 Pt. Combo Wr. 5/8"	20484	12 Pt. Combo Wr. 1 1/8"
20477	12 Pt. Combo Wr. 11/16"	20485	12 Pt. Combo Wr. 1 1/4"
20478	12 Pt. Combo Wr. 3/4"		Tool Roll
20479	12 Pt. Combo Wr. 13/16"		Total Weight 9.15 lb



WRENCH SETS



15 PIECE — METRIC FULL POLISH COMBINATION WRENCH SET Item Number: 29303

Number	Description	Number	Description
20413	12 Pt. Combo Wr. 7mm	20422	12 Pt. Combo Wr. 16mm
20414	12 Pt. Combo Wr. 8mm	20423	12 Pt. Combo Wr. 17mm
20415	12 Pt. Combo Wr. 9mm	20424	12 Pt. Combo Wr. 18mm
20416	12 Pt. Combo Wr. 10mm	20425	12 Pt. Combo Wr. 19mm
20417	12 Pt. Combo Wr. 11mm	20427	12 Pt. Combo Wr. 21mm
20418	12 Pt. Combo Wr. 12mm	20428	12 Pt. Combo Wr. 22mm
20419	12 Pt. Combo Wr. 13mm		Tool Roll
20420	12 Pt. Combo Wr. 14mm		Total Weight 4.45 lb
20421	12 Pt. Combo Wr. 15mm		



11 PIECE — COMBINATION WRENCH SET Item Number: 29011

Number	Description	Number	Description
20208	12 Pt. Combo Wr. 3/8"	20215	12 Pt. Combo Wr. 13/16"
20209	12 Pt. Combo Wr. 7/16"	20216	12 Pt. Combo Wr. 7/8"
20210	12 Pt. Combo Wr. 1/2"	20217	12 Pt. Combo Wr. 15/16"
20211	12 Pt. Combo Wr. 9/16"	20218	12 Pt. Combo Wr. 1"
20212	12 Pt. Combo Wr. 5/8"		Tool Roll
20213	12 Pt. Combo Wr. 11/16"		Total Weight 2 lb
20214	12 Pt. Combo Wr. 3/4"		



11 PIECE — METRIC COMBINATION WRENCH SET Item Number: 29017

Number	Description	Number	Description
20307	12 Pt. Combo Wr. 7mm	20314	12 Pt. Combo Wr. 14mm
20308	12 Pt. Combo Wr. 8mm	20315	12 Pt. Combo Wr. 15mm
20309	12 Pt. Combo Wr. 9mm	20317	12 Pt. Combo Wr. 17mm
20310	12 Pt. Combo Wr. 10mm	20319	12 Pt. Combo Wr. 19mm
20311	12 Pt. Combo Wr. 11mm		Tool Roll
20312	12 Pt. Combo Wr. 12mm		Total Weight 2 lb
20313	12 Pt. Combo Wr. 13mm		



11 PIECE — FULL POLISH COMBINATION WRENCH SET Item Number: 29308

Number	Description	Number	Description
20472	12 Pt. Combo Wr. 3/8"	20479	12 Pt. Combo Wr. 13/16"
20473	12 Pt. Combo Wr. 7/16"	20480	12 Pt. Combo Wr. 7/8"
20474	12 Pt. Combo Wr. 1/2"	20481	12 Pt. Combo Wr. 15/16"
20475	12 Pt. Combo Wr. 9/16"	20482	12 Pt. Combo Wr. 1"
20476	12 Pt. Combo Wr. 5/8"		Tool Roll
20477	12 Pt. Combo Wr. 11/16"		Total Weight 2.30 lb
20478	12 Pt. Combo Wr. 3/4"		



11 PIECE — METRIC FULL POLISH COMBINATION WRENCH SET Item Number: 29304

Number	Description	Number	Description
20413	12 Pt. Combo Wr. 7mm	20420	12 Pt. Combo Wr. 14mm
20414	12 Pt. Combo Wr. 8mm	20421	12 Pt. Combo Wr. 15mm
20415	12 Pt. Combo Wr. 9mm	20423	12 Pt. Combo Wr. 17mm
20416	12 Pt. Combo Wr. 10mm	20425	12 Pt. Combo Wr. 19mm
20417	12 Pt. Combo Wr. 11mm		Tool Roll
20418	12 Pt. Combo Wr. 12mm		Total Weight 2.30 lb
20419	12 Pt. Combo Wr. 13mm		

**11 PIECE — BLACK COMBINATION
WRENCH SET**
Item Number: 29011B

Number	Description	Number	Description
20208B	12 Pt. Combo Wr. 3/8"	20215B	12 Pt. Combo Wr. 13/16"
20209B	12 Pt. Combo Wr. 7/16"	20216B	12 Pt. Combo Wr. 7/8"
20210B	12 Pt. Combo Wr. 1/2"	20217B	12 Pt. Combo Wr. 15/16"
20211B	12 Pt. Combo Wr. 9/16"	20218B	12 Pt. Combo Wr. 1"
20212B	12 Pt. Combo Wr. 5/8"		Tool Roll
20213B	12 Pt. Combo Wr. 11/16"		Total Weight 5.2 lb
20214B	12 Pt. Combo Wr. 3/4"		



**11 PIECE — METRIC BLACK COMBINATION
WRENCH SET**
Item Number: 29017B

Number	Description	Number	Description
20307B	12 Pt. Combo Wr. 7mm	20314B	12 Pt. Combo Wr. 14mm
20308B	12 Pt. Combo Wr. 8mm	20315B	12 Pt. Combo Wr. 15mm
20309B	12 Pt. Combo Wr. 9mm	20317B	12 Pt. Combo Wr. 17mm
20310B	12 Pt. Combo Wr. 10mm	20319B	12 Pt. Combo Wr. 19mm
20311B	12 Pt. Combo Wr. 11mm		Tool Roll
20312B	12 Pt. Combo Wr. 12mm		Total Weight 2.3 lb
20313B	12 Pt. Combo Wr. 13mm		



10 PIECE — COMBINATION WRENCH SET
Item Number: 29012

Number	Description	Number	Description
20223	12 Pt. Combo Wr. 1 5/16"	20230	12 Pt. Combo Wr. 1 3/4"
20224	12 Pt. Combo Wr. 1 3/8"	20231	12 Pt. Combo Wr. 1 13/16"
20225	12 Pt. Combo Wr. 1 7/16"	20232	12 Pt. Combo Wr. 1 7/8"
20226	12 Pt. Combo Wr. 1 1/2"	20234	12 Pt. Combo Wr. 2"
20228	12 Pt. Combo Wr. 1 5/8"		Box
20229	12 Pt. Combo Wr. 1 11/16"		Total Weight 51.55 lb



9 PIECE — COMBINATION WRENCH SET
Item Number: 29013

Number	Description	Number	Description
20204	12 Pt. Combo Wr. 1/4"	20212	12 Pt. Combo Wr. 5/8"
20206	12 Pt. Combo Wr. 5/16"	20213	12 Pt. Combo Wr. 11/16"
20208	12 Pt. Combo Wr. 3/8"	20214	12 Pt. Combo Wr. 3/4"
20209	12 Pt. Combo Wr. 7/16"		Tool Roll
20210	12 Pt. Combo Wr. 1/2"		Total Weight 1.25 lb
20211	12 Pt. Combo Wr. 9/16"		



WRENCH SETS



7 PIECE — COMBINATION WRENCH SET Item Number: 29014

Number	Description	Number	Description
20208	12 Pt. Combo Wr. 3/8"	20213	12 Pt. Combo Wr. 11/16"
20209	12 Pt. Combo Wr. 7/16"	20214	12 Pt. Combo Wr. 3/4"
20210	12 Pt. Combo Wr. 1/2"		Tool Roll
20211	12 Pt. Combo Wr. 9/16"		Total Weight 1.18 lb
20212	12 Pt. Combo Wr. 5/8"		



7 PIECE — METRIC COMBINATION WRENCH SET Item Number: 29018

Number	Description	Number	Description
20307	12 Pt. Combo Wr. 7mm	20314	12 Pt. Combo Wr. 14mm
20309	12 Pt. Combo Wr. 9mm	20315	12 Pt. Combo Wr. 15mm
20310	12 Pt. Combo Wr. 10mm		Tool Roll
20311	12 Pt. Combo Wr. 11mm		Total Weight 1.36 lb
20313	12 Pt. Combo Wr. 13mm		



7 PIECE — FULL POLISH COMBINATION WRENCH SET Item Number: 29306

Number	Description	Number	Description
20472	12 Pt. Combo Wr. 3/8"	20477	12 Pt. Combo Wr. 11/16"
20473	12 Pt. Combo Wr. 7/16"	20478	12 Pt. Combo Wr. 3/4"
20474	12 Pt. Combo Wr. 1/2"		Tool Roll
20475	12 Pt. Combo Wr. 9/16"		Total Weight 2.04 lb
20476	12 Pt. Combo Wr. 5/8"		



7 PIECE — METRIC FULL POLISH COMBINATION WRENCH SET Item Number: 29305

Number	Description	Number	Description
20413	12 Pt. Combo Wr. 7mm	20420	12 Pt. Combo Wr. 14mm
20415	12 Pt. Combo Wr. 9mm	20421	12 Pt. Combo Wr. 15mm
20416	12 Pt. Combo Wr. 10mm		Tool Roll
20417	12 Pt. Combo Wr. 11mm		Total Weight 1.28 lb
20419	12 Pt. Combo Wr. 13mm		



7 PIECE — BLACK COMBINATION WRENCH SET Item Number: 29014B

Number	Description	Number	Description
20208B	12 Pt. Combo Wr. 3/8"	20213B	12 Pt. Combo Wr. 11/16"
20209B	12 Pt. Combo Wr. 7/16"	20214B	12 Pt. Combo Wr. 3/4"
20210B	12 Pt. Combo Wr. 1/2"		Tool Roll
20211B	12 Pt. Combo Wr. 9/16"		Total Weight 2.04 lb
20212B	12 Pt. Combo Wr. 5/8"		



7 PIECE — METRIC BLACK COMBINATION WRENCH SET
Item Number: 29018B

Number	Description	Number	Description
20307B	12 Pt. Combo Wr. 7mm	20314B	12 Pt. Combo Wr. 14mm
20309B	12 Pt. Combo Wr. 9mm	20315B	12 Pt. Combo Wr. 15mm
20310B	12 Pt. Combo Wr. 10mm		Tool Roll
20311B	12 Pt. Combo Wr. 11mm		Total Weight 1.40 lb
20313B	12 Pt. Combo Wr. 13mm		



5 PIECE — COMBINATION WRENCH SET
Item Number: 29022

Number	Description	Number	Description
20206	12 Pt. Combo Wr. 5/16"	20211	12 Pt. Combo Wr. 9/16"
20208	12 Pt. Combo Wr. 3/8"		Pouch
20209	12 Pt. Combo Wr. 7/16"		Total Weight .60 lb
20210	12 Pt. Combo Wr. 1/2"		




5 PIECE — METRIC COMBINATION WRENCH SET
Item Number: 29023

Number	Description	Number	Description
20308	12 Pt. Combo Wr. 8mm	20313	12 Pt. Combo Wr. 13mm
20310	12 Pt. Combo Wr. 10mm		Pouch
20311	12 Pt. Combo Wr. 11mm		Total Weight .55 lb
20312	12 Pt. Combo Wr. 12mm		



10 PIECE — MIDGET COMBINATION WRENCH SET
Item Number: 29025

Number	Description	Number	Description
66030	6 Pt. Midget Combo Wr. 5/32"	66044	12 Pt. Midget Combo Wr. 5/16"
66032	6 Pt. Midget Combo Wr. 3/16"	66046	12Pt. Midget Combo Wr. 3/8"
66034	12 Pt. Midget Combo Wr. 13/64"	66048	12 Pt. Midget Combo Wr. 7/16"
66036	12 Pt. Midget Combo Wr. 7/32"		Pouch
66038	12 Pt. Midget Combo Wr. 15/64"		Total Weight .98 lb
66040	12 Pt. Midget Combo Wr. 1/4"		
66042	12 Pt. Midget Combo Wr. 9/32"		



10 PIECE — METRIC COMBINATION WRENCH SET
Item Number: 29029

Number	Description	Number	Description
66430	6 Pt. Midget Combo Wr. 4mm	66448	12Pt. Midget Combo Wr. 10mm
66432	6 Pt. Midget Combo Wr. 4.5mm	66450	12 Pt. Midget Combo Wr. 11mm
66434	12 Pt. Midget Combo Wr. 5mm		Pouch
66436	12 Pt. Midget Combo Wr. 5.5mm		Total Weight 1.36 lb
66438	12 Pt. Midget Combo Wr. 6mm		
66440	12 Pt. Midget Combo Wr. 7mm		
66442	12 Pt. Midget Combo Wr. 8mm		
66446	12 Pt. Midget Combo Wr. 9mm		



WRENCH SETS



10 PIECE — OPEN END WRENCH SET Item Number: 29103

Number	Description	Number	Description
21004	Open End Wr. 1/4" x 5/16"	21013	Open End Wr. 11/16" x 13/16"
21005	Open End Wr. 5/16" x 3/8"	21014	Open End Wr. 3/4" x 7/8"
21009	Open End Wr. 7/16" x 1/2"	21017	Open End Wr. 15/16" x 1"
21010	Open End Wr. 1/2" x 9/16"	21019	Open End Wr. 1 1/16" x 1 1/8"
21011	Open End Wr. 9/16" x 5/8"		Tool Roll
21012	Open End Wr. 5/8" x 3/4"		Total Weight 3.58 lb



10 PIECE — METRIC OPEN END WRENCH SET Item Number: 29104

Number	Description	Number	Description
21106	Open End Wr. 6 x 8mm	21117	Open End Wr. 17 x 19mm
21107	Open End Wr. 7 x 9mm	21118	Open End Wr. 18 x 19mm
21110	Open End Wr. 10 x 11mm	21120	Open End Wr. 20 x 22mm
21112	Open End Wr. 12 x 14mm	21121	Open End Wr. 21 x 23mm
21113	Open End Wr. 13 x 15mm		Tool Roll
21116	Open End Wr. 16 x 17mm		Total Weight 3.53 lb



6 PIECE — OPEN END WRENCH SET Item Number: 29100

Number	Description
21004	Open End Wr. 1/4" x 5/16"
21008	Open End Wr. 3/8" x 7/16"
21010	Open End Wr. 1/2" x 9/16"
21011	Open End Wr. 9/16" x 5/8"
21013	Open End Wr. 11/16" x 13/16"
21014	Open End Wr. 3/4" x 7/8"
	Pouch
	Total Weight .98 lb



6 PIECE — METRIC OPEN END WRENCH SET Item Number: 29101

Number	Description
21106	Open End Wr. 6mm x 8mm
21107	Open End Wr. 7mm x 9mm
21110	Open End Wr. 10mm x 11mm
21112	Open End Wr. 12mm x 14mm
21113	Open End Wr. 13mm x 15mm
21117	Open End Wr. 17mm x 19mm
	Pouch
	Total Weight .98 lb



5 PIECE — BLACK OPEN END WRENCH SET Item Number: 29102B

Number	Description	Number	Description
21004B	Open End Wr. 1/4" x 5/16"	21017B	Open End Wr. 15/16" x 1"
21008B	Open End Wr. 3/8" x 7/16"		Tool Roll
21010B	Open End Wr. 1/2" x 9/16"		Total Weight 1.98 lb
21012B	Open End Wr. 5/8" x 3/4"		




8 PIECE — MIDGET OPEN END WRENCH SET
Item Number: 29121

Number	Description	Number	Description
66114	Midget Open End Wr. 7/32"	66122	Midget Open End Wr. 11/32"
66115	Midget Open End Wr. 15/64"	66124	Midget Open End Wr. 3/8"
66116	Midget Open End Wr. 1/4"	66128	Midget Open End Wr. 7/16"
66118	Midget Open End Wr. 9/32"		Pouch
66120	Midget Open End Wr. 5/16"		Total Weight 1.15 lb



7 PIECE — METRIC MIDGET OPEN END 15° & 80° WRENCH SET
Item Number: 29122

Number	Description	Number	Description
66305	Midget Open End Wr. 5.5mm	66310	Midget Open End Wr. 10mm
66306	Midget Open End Wr. 6mm	66311	Midget Open End Wr. 11mm
66307	Midget Open End Wr. 7mm		Pouch
66308	Midget Open End Wr. 8mm		Total Weight 1 lb
66309	Midget Open End Wr. 9mm		



10 PIECE — 12 PT. BOX END WRENCH SET
Item Number: 29302

Number	Description	Number	Description
22204	Box End Wr. 1/4" x 5/16"	22213	Box End Wr. 11/16" x 13/16"
22208	Box End Wr. 3/8" x 7/16"	22214	Box End Wr. 3/4" x 7/8"
22209	Box End Wr. 7/16" x 1/2"	22215	Box End Wr. 13/16" x 7/8"
22210	Box End Wr. 1/2" x 9/16"	22217	Box End Wr. 15/16" x 1"
22211	Box End Wr. 9/16" x 5/8"		Tool Roll
22212	Box End Wr. 5/8" x 3/4"		Total Weight 4.6 lb



10 PIECE — 12 PT. BLACK BOX END WRENCH SET
Item Number: 29302B

Number	Description	Number	Description
22204B	Box End Wr. 1/4" x 5/16"	22213B	Box End Wr. 11/16" x 13/16"
22208B	Box End Wr. 3/8" x 7/16"	22214B	Box End Wr. 3/4" x 7/8"
22209B	Box End Wr. 7/16" x 1/2"	22215B	Box End Wr. 13/16" x 7/8"
22210B	Box End Wr. 1/2" x 9/16"	22217B	Box End Wr. 15/16" x 1"
22211B	Box End Wr. 9/16" x 5/8"		Tool Roll
22212B	Box End Wr. 5/8" x 3/4"		Total Weight 4.6 lb



5 PIECE — 12 PT. BOX END WRENCH SET
Item Number: 29300

Number	Description
22208	Box End Wr. 3/8" x 7/16"
22210	Box End Wr. 1/2" x 9/16"
22212	Box End Wr. 5/8" x 3/4"
22213	Box End Wr. 11/16" x 13/16"
22214	Box End Wr. 3/4" x 7/8"
	Pouch
	Total Weight .93 lb



WRENCH SETS



3 PIECE — FLARE NUT WRENCH SET
Item Number: 29202

Number	Description
21404	Flare Nut Wr. 3/8" x 7/16"
21410	Flare Nut Wr. 1/2" x 9/16"
21412	Flare Nut Wr. 5/8" x 11/16"
	Pouch
Total Weight .76 lb	



3 PIECE — METRIC FLARE NUT WRENCH SET
Item Number: 29203

Number	Description
21511	Flare Nut Wr. 11mm x 12mm
21513	Flare Nut Wr. 13mm x 14mm
21515	Flare Nut Wr. 15mm x 17mm
	Pouch
Total Weight .76 lb	



4 PIECE — RATCHETING BOX END WRENCH SET
Item Number: 29301

Number	Description
22604	Ratcheting Box End Wr. 1/4" x 5/16"
22608	Ratcheting Box End Wr. 3/8" x 7/16"
22610	Ratcheting Box End Wr. 1/2" x 9/16"
22612	Ratcheting Box End Wr. 5/8" x 11/16"
	Pouch
Total Weight .76 lb	



3 PIECE — ADJUSTABLE WRENCH SET
Item Number: 29311

Number	Description
24006	Adjustable Wr. 6"
24008	Adjustable Wr. 8"
24010	Adjustable Wr. 10"
	Pouch
Total Weight 2.1 lb	



2 PIECE — ADJUSTABLE WRENCH SET
Item Number: 29310

Number	Description
24008	Adjustable Wr. 8"
24012	Adjustable Wr. 12"
	Pouch
Total Weight 2.44 lb	

HEX KEYS & SETS



HEX KEYS & SETS


IN THIS SECTION:

Allen offers the broadest line of fractional and metric hex keys and sets in the industry. Hex keys are shown in standard and ball end configurations along with our Torx® keys in the following order:

- Duracast® fold-ups
- Standard fold-ups
- Short arm hex keys

- Long arm hex keys
- Ball end L-keys
- Cushion-Grip T-handles
- Plas-T-Key® T-handles
- Forged T-handles
- Handi hex™ drivers
- Hex key sets
- Hex key assortments

All Allen hex keys are manufactured with heat-treated alloy steel, black finish to precision tolerances, and meet the requirements of AMSE/ANSI B18.3 and Fed. Std. GGG-K-275 AMED 1.



Heat treated, tempered alloy steel provides high strength and resistance to rotational distortion.

Rotates to 270 degrees to a firm stop for better torquing and access.

Specially contoured handle for better feel and control.

Rugged Duracast® case provides unmatched durability.

DURACAST® FOLD-UP

Nickel-Chrome-Moly alloy steel provides outstanding torque strength.

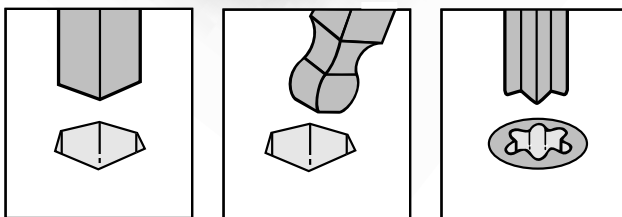
All hex keys are precision formed to exact dimensional tolerances for precise fit.

Cushion-Grip provides large cushion handle for more torque and comfort.

STANDARD FOLD-UP

T-handle hex keys are available in Cushion-Grip, Plas-T-Key®, Forged and Wire Loop handles.

T-HANDLE



Hex, Ball End and Torx® make up the most complete line of key configurations available.

All hex keys and hex key sets are proudly made in the U.S.A. and feature a lifetime warranty.

DURACAST® FOLD-UPS

Item Number	No. Of Keys	Key Sizes (Inch)	Handle Length (Inch)
56346	9	.050, 1/16, 5/64, 3/32, 7/64, 1/8, 9/64, 5/32, 3/16	3 1/2
56347	9	5/64, 3/32, 7/64, 1/8, 9/64, 5/32, 3/16, 7/32, 1/4	4 1/4



DURACAST® METRIC FOLD-UP

Item Number	No. Of Keys	Key Sizes (mm)	Handle Length (Inch)
56349	7	1.5, 2, 2.5, 3, 4, 5, 6	3 1/2

DURACAST® TORX® FOLD-UP

Item Number	No. Of Keys	Key Sizes (Torx)	Handle Length (Inch)
56348	7	T-10, T-15, T-20, T-25, T-27, T-30, T-40	4 1/4

Torx® is a registered trademark of CAMCAR, Division of TEXTRON, Inc.



DURACAST® BALL END FOLD-UP

Item Number	No. Of Keys	Key Sizes (Inch)	Handle Length (Inch)
56382	9	5/64, 3/32, 7/64, 1/8, 9/64, 5/32, 3/16, 7/32, 1/4	4 1/4



DURACAST® HEX KEY/SCREWDRIVER FOLD-UP

Item Number	No. Of Keys	Key Sizes (mm)	Handle Length (Inch)
56384	6	2, 4, 5, 6	4 1/4

Phillips screwdriver blade
Slotted screwdriver blade



DURACAST® 3 PIECE FOLD-UP SET — POUCH
Item Number: 56357

Item Number	No. Of Keys	Key Sizes (Inch)	Handle Length (Inch)
56346	9	.050, 1/16, 5/64, 3/32, 7/64, 1/8, 9/64, 5/32, 3/16	3 1/2
56349	7	1.5, 2, 2.5, 3, 4, 5, 6 (mm)	3 1/2
56348	7	T-10, T-15, T-20, T-25, T-27, T-30, T-40 (Torx)	4 1/4



FOLD-UPS




STANDARD FOLD-UPS

Item Number	Type	No. Of Keys	Key Sizes (Inch)	Handle Length (Inch)
56066	uncarded	9	.050, 1/16, 5/64, 3/32, 7/64, 1/8, 9/64, 5/32, 3/16	3 3/8
56321	carded	9	.050, 1/16, 5/64, 3/32, 7/64, 1/8, 9/64, 5/32, 3/16	3 3/8
56114	uncarded	8	.050, 1/16, 5/64, 3/32, 7/64, 1/8, 9/64, 5/32	3
56314	carded	8	.050, 1/16, 5/64, 3/32, 7/64, 1/8, 9/64, 5/32	3
56067	uncarded	9	5/64, 3/32, 7/64, 1/8, 9/64, 5/32, 3/16, 7/32, 1/4	3 3/4
56316	carded	9	5/64, 3/32, 7/64, 1/8, 9/64, 5/32, 3/16, 7/32, 1/4	3 3/4

METRIC STANDARD FOLD-UPS

Item Number	Type	No. Of Keys	Key Sizes (Inch)	Handle Length (Inch)
56070	uncarded	7	1.5, 2, 2.5, 3, 4, 5, 6	3 3/4 (95MM)
56360	carded	7	1.5, 2, 2.5, 3, 4, 5, 6	3 3/4 (95MM)



STANDARD HI-VIS FOLD-UPS (HI-VIS ORANGE)

Item Number	Type	No. Of Keys	Key Sizes (Inch)	Handle Length (Inch)
56073	uncarded	9	.050, 1/16, 5/64, 3/32, 7/64, 1/8, 9/64, 5/32, 3/16	3 3/8
56391	carded	9	.050, 1/16, 5/64, 3/32, 7/64, 1/8, 9/64, 5/32, 3/16	3 3/8
56115	uncarded	8	.050, 1/16, 5/64, 3/32, 7/64, 1/8, 9/64, 5/32	3
56393	carded	8	.050, 1/16, 5/64, 3/32, 7/64, 1/8, 9/64, 5/32	3

METRIC STANDARD HI-VIS FOLD-UPS (HI-VIS BLUE)

Item Number	Type	No. Of Keys	Key Sizes (Inch)	Handle Length (Inch)
56076	uncarded	7	1.5, 2, 2.5, 3, 4, 5, 6	3 3/4 (95MM)
56395	carded	7	1.5, 2, 2.5, 3, 4, 5, 6	3 3/4 (95MM)



LONG FOLD-UPS


Item Number	Type	No. Of Keys	Key Sizes (Inch)	Handle Length (Inch)
56320	carded	5	3/16, 7/32, 1/4, 5/16, 3/8	6 3/8
56318	carded	9	5/64, 3/32, 7/64, 1/8, 9/64, 5/32, 3/16, 7/32, 1/4	6 3/8

METRIC LONG FOLD-UPS

Item Number	Type	No. Of Keys	Key Sizes (Inch)	Handle Length (Inch)
56072	uncarded	5	4, 4, 6, 8, 10	6 3/8 (162MM)
56362	carded	5	4, 4, 6, 8, 10	6 3/8 (162MM)

LONG HI-VIS FOLD-UPS (HI-VIS ORANGE)

Item Number	Type	No. Of Keys	Key Sizes (Inch)	Handle Length (Inch)
56074	uncarded	9	5/64, 3/32, 7/64, 1/8, 9/64, 5/32, 3/16, 7/32, 1/4	6 3/8
56394	carded	9	5/64, 3/32, 7/64, 1/8, 9/64, 5/32, 3/16, 7/32, 1/4	6 3/8




METRIC LONG HI-VIS FOLD-UPS (HI-VIS BLUE)

Item Number	Type	No. Of Keys	Key Sizes (mm)	Handle Length (Inch/mm)
56077	uncarded	5	4, 5, 6, 8, 10	6 3/8 (162mm)
56396	carded	5	4, 5, 6, 8, 10	6 3/8 (162mm)

TORX® FOLD-UP

Item Number	Type	No. Of Keys	Key Sizes (Torx)	Handle Length (Inch)
56323	carded	7	T-10, T-15, T-20, T-25, T-27, T-30, T-40	3 3/4

Torx® is a registered trademark of CAMCAR, Division of TEXTRON, Inc.



TORX® HI-VIS FOLD-UPS (HI-VIS GREEN)

Item Number	Type	No. Of Keys	Key Sizes (Torx)	Handle Length (Inch)
56897	uncarded	7	T-10, T-15, T-20, T-25, T-27, T-30, T-40	3 3/4
56392	carded	7	T-10, T-15, T-20, T-25, T-27, T-30, T-40	3 3/4

Torx® is a registered trademark of CAMCAR, Division of TEXTRON, Inc.



SHORT ARM HEX KEYS



INDIVIDUAL SHORT ARM

Item Number	Key Sizes (Inch)	Item Number	Key Sizes (Inch)	Item Number	Key Sizes (Inch)
57002	.028	57018	9/64	57032	1/2
57004	.035	57020	5/32	57034	9/16
57006	.050	57022	3/16	57036	5/8
57008	1/16	57024	7/32	57038	3/4
57010	5/64	57026	1/4	57040	7/8
57012	3/32	57028	5/16	57042	1
57013	7/64	57030	3/8	57044	1-1/4
57014	1/8	57031	7/16	57046	1-1/2

METRIC INDIVIDUAL SHORT ARM

Item Number	Key Sizes (mm)	Item Number	Key Sizes (mm)	Item Number	Key Sizes (mm)
57129	0.7	57122	3	57133	12
57131	0.9	57124	4	57134	14
57135	1.3	57126	5	57138	17
57116	1.5	57128	6	57142	19
57118	2	57130	8	57143	22
57120	2.5	57132	10		



TORX® INDIVIDUAL SHORT ARM

Item Number	Key Sizes (Torx)	Item Number	Key Sizes (Torx)	Item Number	Key Sizes (Torx)
57981	T-6	57986	T-15	57991	T-40
57982	T-7	57987	T-20	57992	T-45
57983	T-8	57988	T-25	57993	T-50
57984	T-9	57989	T-27	57994	T-55
57985	T-10	57990	T-30		

Torx® is a registered trademark of CAMCAR, Division of TEXTRON, Inc.

SHORT ARM HEX KEY SETS



SHORT ARM SETS — POUCH

Item Number	No. Of Keys	Key Sizes (Inch)
56100	6	.028, .035, .050, 1/16, 5/64, 3/32
56004	7	5/64, 3/32, 1/8, 5/32, 3/16, 7/32, 1/4
56122	9	5/64, 3/32, 7/64, 1/8, 9/64, 5/32, 3/16, 7/32, 1/4
56030	11	.050, 1/16, 5/64, 3/32, 1/8, 5/32, 3/16, 7/32, 1/4, 5/16, 3/8
56032	15	.028, .035, .050, 1/16, 5/64, 3/32, 7/64, 1/8, 9/64, 5/32, 3/16, 7/32, 1/4, 5/16, 3/8
56011	20	.028, .035, .050, 1/16, 5/64, 3/32, 7/64, 1/8, 9/64, 5/32, 3/16, 7/32, 1/4, 5/16, 3/8, 7/16, 1/2, 9/16, 5/8, 3/4

METRIC SHORT ARM SET — POUCH

Item Number	No. Of Keys	Key Sizes (mm)
56015	9	1.5, 2, 2.5, 3, 4, 5, 6, 8, 10



TORX® SHORT ARM SET — POUCH

Item Number	No. Of Keys	Key Sizes (Torx)
56901	13	T-7, T-8, T-9, T-10, T-15, T-20, T-25, T-27, T-30, T-40, T-45, T-50, T-55

Torx® is a registered trademark of CAMCAR, Division of TEXTRON, Inc.

SHORT ARM SETS — PLASTIC HOLDER

Item Number	No. Of Keys	Type	Key Sizes (Inch)
56080	13	uncarded	.050, 1/16, 5/64, 3/32, 7/64, 1/8, 9/64, 5/32, 3/16, 7/32, 1/4, 5/16, 3/8
56108	12	uncarded	.050, 1/16, 5/64, 3/32, 7/64, 1/8, 9/64, 5/32, 3/16, 7/32, 1/4, 5/16
56310	12	carded	.050, 1/16, 5/64, 3/32, 7/64, 1/8, 9/64, 5/32, 3/16, 7/32, 1/4, 5/16

METRIC SHORT ARM SET — PLASTIC HOLDER

Item Number	No. Of Keys	Key Sizes (mm)
56008	9	1.5, 2, 2.5, 3, 4, 5, 6, 8, 10



SHORT ARM SETS — METAL BOX

Item Number	No. Of Keys	Key Sizes (Inch)
56028	15	.028, .035, .050, 1/16, 5/64, 3/32, 7/64, 1/8, 9/64, 5/32, 3/16, 7/32, 1/4, 5/16, 3/8
56026	18	.028, .035, .050, 1/16, 5/64, 3/32, 7/64, 1/8, 9/64, 5/32, 3/16, 7/32, 1/4, 5/16, 3/8, 1/2, 9/16, 5/8



METRIC SHORT ARM SETS — METAL BOX

Item Number	No. Of Keys	Key Sizes (mm)
56038	12	0.7, 0.9, 1.3, 1.5, 2, 2.5, 3, 4, 5, 6, 8, 10
56036	15	0.7, 0.9, 1.3, 1.5, 2, 2.5, 3, 4, 5, 6, 8, 10, 12, 14, 17

LONG ARM HEX KEY



INDIVIDUAL LONG ARM

Item Number	Key Sizes (Inch)	Item Number	Key Sizes (Inch)	Item Number	Key Sizes (Inch)
58007	.035	58014	3/16	58030	3/4
58003	.050	58016	7/32	58032	7/8
58001	1/16	58018	1/4	58034	1
58002	5/64	58020	5/16	58036	1-1/4
58004	3/32	58022	3/8	58038	1-1/2
58005	7/64	58023	7/16	58040	1-3/4
58006	1/8	58024	1/2	58042	2
58010	9/64	58026	9/16		
58012	5/32	58028	5/8		

METRIC INDIVIDUAL LONG ARM

Item Number	Key Sizes (mm)	Item Number	Key Sizes (mm)	Item Number	Key Sizes (mm)
58048	0.9	58056	3	58066	10
58049	1.3	58058	4	58068	12
58050	1.5	58060	5	58090	14
58052	2	58062	6	58092	17
58054	2.5	58064	8	58094	19



TORX® INDIVIDUAL LONG ARM

Item Number	Key Sizes (Torx)	Item Number	Key Sizes (Torx)
58926	T-10	58929	T-25
58927	T-15	58930	T-27
58928	T-20	58931	T-30

Torx® is a registered trademark of CAMCAR, Division of TEXTRON, Inc.

LONG ARM HEX KEY SETS



LONG ARM SETS — POUCH

Item Number	No. Of Keys	Key Sizes (Inch)
56150	11	.050, 1/16, 5/64, 3/32, 1/8, 5/32, 3/16, 7/32, 1/4, 5/16, 3/8
56013	13	.050, 1/16, 5/64, 3/32, 7/64, 1/8, 9/64, 5/32, 3/16, 7/32, 1/4, 5/16, 3/8
56014	15	5/64, 3/32, 7/64, 1/8, 9/64, 5/32, 3/16, 7/32, 1/4, 5/16, 3/8, 1/2, 9/16, 5/8, 3/4

METRIC LONG ARM SETS — POUCH

Item Number	No. Of Keys	Key Sizes (mm)
56018	9	1.5, 2, 2.5, 3, 4, 5, 6, 8, 10
56083	15	0.9, 1.3, 1.5, 2, 2.5, 3, 4, 5, 6, 8, 10, 12, 14, 17, 19

TORX® LONG ARM SET — POUCH

Item Number	No. Of Keys	Key Sizes (Torx)
56900	6	T-10, T-15, T-20, T-25, T-27, T-30

Torx® is a registered trademark of CAMCAR, Division of TEXTRON, Inc.

LONG ARM SETS — PLASTIC HOLDER

Item Number	No. Of Keys	Key Sizes (Inch)
56148	7	5/64, 3/32, 7/64, 1/8, 9/64, 5/32, 3/16
56152	12	.050, 1/16, 5/64, 3/32, 7/64, 1/8, 9/64, 5/32, 3/16, 7/32, 1/4, 5/16
56081	13	.050, 1/16, 5/64, 3/32, 7/64, 1/8, 9/64, 5/32, 3/16, 7/32, 1/4, 5/16, 3/8

METRIC LONG ARM SETS — PLASTIC HOLDER

Item Number	No. Of Keys	Key Sizes (mm)
56149	9	1.5, 2, 2.5, 3, 4, 5, 6, 8, 10



FRACTIONAL/METRIC LONG ARM COMBO SET

Item Number	No. Of Keys	Key Sizes (Inch)	Key Sizes (mm)
56009	22	.050, 1/16, 5/64, 3/32, 7/64, 1/8, 9/64, 5/32, 3/16, 7/32, 1/4, 5/16, 3/8	1.5, 2, 2.5, 3, 4, 5, 6, 8, 10



LONG ARM SET — METAL BOX

Item Number	No. Of Keys	Key Sizes (Inch)
56128	13	1/16, 5/64, 3/32, 7/64, 1/8, 9/64, 5/32, 3/16, 7/32, 1/4, 5/16, 3/8, 1/2

METRIC LONG ARM SET — METAL BOX

Item Number	No. Of Keys	Key Sizes (mm)
56085	10	1.5, 2, 2.5, 3, 4, 5, 6, 8, 10, 12



6" AND 12" LONG ARM HEX KEYS



INDIVIDUAL 6" KEYS

Item Number	Key Sizes (Inch)	Item Number	Key Sizes (Inch)
58070	5/64	58078	3/16
58072	3/32	58080	7/32
58073	7/64	58082	1/4
58074	1/8	58020	5/16
58075	9/64	58086	3/8
58076	5/32		

INDIVIDUAL 12" KEYS

Item Number	Key Sizes (Inch)	Item Number	Key Sizes (Inch)
58200	5/64	58208	3/16
58202	3/32	58210	7/32
58204	1/8	58212	1/4
58206	5/32		

6" AND 12" LONG ARM HEX KEY SETS



6" KEY SET

Item Number	No. Of Keys	Key Sizes (Inch)
56034	9	5/64, 3/32, 1/8, 5/32, 3/16, 7/32, 1/4, 5/16, 3/8



12" KEY SET

Item Number	No. Of Keys	Key Sizes (Inch)
56110	7	5/64, 3/32, 1/8, 5/32, 3/16, 7/32, 1/4

BALL PLUS™ INDIVIDUAL HEX KEYS

Item Number	Key Sizes (Inch)	Item Number	Key Sizes (Inch)
59300	.050	59318	7/32
59302	1/16	59320	1/4
59304	5/64	59322	5/16
59306	3/32	59324	3/8
59308	7/64	59326	7/16
59310	1/8	59328	1/2
59312	9/64	59330	9/16
59314	5/32	59332	5/8
59316	3/16	59334	3/4

BALL PLUS™ METRIC INDIVIDUAL HEX KEYS

Item Number	Key Sizes (mm)	Item Number	Key Sizes (mm)
59100	1.5	59113	7
59102	2	59114	8
59104	2.5	59115	9
59106	3	59116	10
59107	3.5	59117	11
59108	4	59118	12
59109	4.5	59120	14
59110	5	59122	17
59111	5.5	59124	19
59112	6		



BALL PLUS™ SETS



BALL PLUS™ SETS

Item Number	No. Of Keys	Type	Key Sizes (Inch)
56190	13	caddy - carded	.050, 1/16, 5/64, 3/32, 7/64, 1/8, 9/64, 5/32, 3/16, 7/32, 1/4, 5/16, 3/8
56193	13	caddy - uncarded	.050, 1/16, 5/64, 3/32, 7/64, 1/8, 9/64, 5/32, 3/16, 7/32, 1/4, 5/16, 3/8
56195	8	pouch	.050, 1/16, 5/64, 3/32, 7/64, 1/8, 9/64, 5/32
56196	12	caddy - uncarded	.050, 1/16, 5/64, 3/32, 7/64, 1/8, 9/64, 5/32, 3/16, 7/32, 1/4, 5/16
56197	10	pouch	1/16, 5/64, 3/32, 7/64, 1/8, 9/64, 5/32, 3/16, 7/32, 1/4
56198	7	caddy - uncarded	5/64, 3/32, 7/64, 1/8, 9/64, 5/32, 3/16

BALL PLUS™ METRIC SETS

Item Number	No. Of Keys	Type	Key Sizes (mm)
56191	9	caddy - carded	1.5, 2, 2.5, 3, 4, 5, 6, 8, 10
56194	9	caddy - uncarded	1.5, 2, 2.5, 3, 4, 5, 6, 8, 10
56199	6	pouch	1.5, 2, 2.5, 3, 4, 5



BALL PLUS™ FRACTIONAL/METRIC COMBO SET

Item Number	No. Of Keys	Type	Key Sizes (Inch)	Key Sizes (mm)
56192	22	caddy - carded	.050, 1/16, 5/64, 3/32, 7/64, 1/8, 9/64, 5/32, 3/16, 7/32, 1/4, 5/16, 3/8	2, 2.5, 3, 4, 5, 6, 8, 10



BALL PLUS™ INDIVIDUAL CUSHION GRIP T-HANDLES

Item Number	Key Sizes (Inch)	Item Number	Key Sizes (Inch)
57602*	3/32	57612	3/16
57604*	7/64	57614	7/32
57606	1/8	57616	1/4
57608	9/64	57618	5/16
57610	5/32	57620	3/8

*Hex End Only

BALL PLUS™ INDIVIDUAL CUSHION GRIP T-HANDLES METRIC

Item Number	Key Sizes (mm)	Item Number	Key Sizes (mm)
57632*	2.5	57640	6
57634	3	57642	8
57636	4	57644	10
57638	5		


*Hex End Only

BALL PLUS™ CUSHION GRIP T-HANDLES

BALL PLUS™ CUSHION GRIP T-HANDLE SETS

Item Number	No. Of Keys	Type	Key Sizes (Inch)	Key Sizes (mm)
56131	6	pouch	5/32, 3/16, 7/32, 1/4, 5/16, 3/8	4, 5, 6, 8, 10
56130	10	pouch	3/32*, 7/64*, 1/8, 9/64, 5/32, 3/16, 7/32, 1/4, 5/16, 3/8	
56134	11	pouch	5/32, 3/16, 7/32, 1/4, 5/16, 3/8	

*Hex End Only



BALL PLUS™ CUSHION GRIP T-HANDLE SETS METRIC

Item Number	No. Of Keys	Type	Key Sizes (mm)
56133	5	pouch	4, 5, 6, 8, 10
56132	7	pouch	2.5*, 3, 4, 5, 6, 8, 10

*Hex End Only

BALL PLUS™ SCREWDRIVER HANDLES

BALL PLUS™ SCREWDRIVER HANDLES

Item Number	Key Sizes (Inch)	Item Number	Key Sizes (Inch)
57650	.050	57658	3/16
57651	1/16	57659	7/32
57652	5/64	57660	1/4
57653	3/32	57661	5/16
57654	7/64	57662	3/8
57655	1/8	57663	7/16
57656	9/64	57664	1/2
57657	5/32		



BALL PLUS™ METRIC SCREWDRIVER HANDLES

Item Number	Key Sizes (mm)	Item Number	Key Sizes (mm)
57670	1.27	57678	5
57671	1.5	57679	5.5
57672	2	57680	6
57673	2.5	57681	7
57674	3	57682	8
57675	3.5	57683	9
57676	4	57684	10
57677	4.5		

BALL PLUS™ SCREWDRIVER HANDLES SETS



BALL PLUS™ SCREWDRIVER HANDLE SETS

Item Number	No. Of Keys	Type	Key Sizes (inch)
56180	8	pouch	.050, 1/16, 5/64, 3/32, 7/64, 1/8, 9/64, 5/32
56181	8	roll	7/64, 1/8, 9/64, 5/32, 3/16, 7/32, 1/4, 5/16
56182	13	pouch	.050, 1/16, 5/64, 3/32, 7/64, 1/8, 9/64, 5/32, 3/16, 7/32, 1/4, 5/16, 3/8
56183	7	pouch	5/64, 3/32, 7/64, 1/8, 9/64, 5/32, 3/16

BALL PLUS™ METRIC SCREWDRIVER HANDLE SETS

Item Number	No. Of Keys	Type	Key Sizes (mm)
56185	6	pouch	1.5, 2, 2.5, 3, 4, 5
56186	7	pouch	1.27, 1.5, 2, 2.5, 3, 4, 5
56187	9	pouch	1.5, 2, 2.5, 3, 4, 5, 6, 8, 10



BALL PLUS™ LONG LENGTH SCREWDRIVER HANDLES

Item Number	Key Sizes (Inch)	Item Number	Key Sizes (Inch)	Item Number	Key Sizes (Inch)
57750	5/64	57754	9/64	57758	1/4
57751	3/32	57755	5/32	57759	5/16
57752	7/64	57756	3/16	57760	3/8
57753	1/8	57757	7/32		

BALL PLUS™ METRIC LONG LENGTH SCREWDRIVER HANDLES

Item Number	Key Sizes (mm)	Item Number	Key Sizes (mm)	Item Number	Key Sizes (mm)
57770	2.0	57773	4	57776	8
57771	2.5	57774	5	57777	10
57772	3.0	57775	6		



BALL PLUS™ LONG LENGTH SCREWDRIVER HANDLE SET

Item Number	No. Of Keys	Type	Key Sizes (inch)
56184	11	pouch	5/64, 3/32, 7/64, 1/8, 9/64, 5/32, 3/16, 7/32, 1/4, 5/16, 3/8

BALL PLUS™ METRIC LONG LENGTH SCREWDRIVER HANDLE SET

Item Number	No. Of Keys	Type	Key Sizes (mm)
56188	8	pouch	2, 2.5, 3, 4, 5, 6, 8, 10

INDIVIDUAL CUSHION-GRIPS

Item Number	Key Sizes (Inch)	Key Length (Inch)	Item Number	Key Sizes (Inch)	Key Length (Inch)
57300	3/32	6	58250	3/32	9
57302	7/64	6	58252	7/64	9
57304	1/8	6	58254	1/8	9
57306	9/64	6	58256	9/64	9
57308	5/32	6	58258	5/32	9
57310	3/16	6	58260	3/16	9
57312	7/32	6	58262	7/32	9
57314	1/4	6	58264	1/4	9
57316	5/16	6	58266	5/16	9
57318	3/8	6	58268	3/8	9



METRIC INDIVIDUAL CUSHION-GRIPS

Item Number	Key Sizes (mm)	Key Length (mm)	Item Number	Key Sizes (mm)	Key Length (mm)
57842	2.5	150	57848	5	150
57844	3	150	57850	6	150
57846	4	150			

CUSHION-GRIP T-HANDLE SETS

CUSHION-GRIP SETS — POUCH

Item Number	No. Of Keys	Key Sizes (Inch)	Key Length (Inch)
56161	8	3/32, 7/64, 1/8, 9/64, 5/32, 3/16, 7/32, 1/4	6
56164	8	3/32, 7/64, 1/8, 9/64, 5/32, 3/16, 7/32, 1/4	9



METRIC CUSHION-GRIP SET — POUCH


Item Number	No. Of Keys	Key Sizes (mm)	Key Length (Inch)
56093	5	2.5, 3, 4, 5, 6	6

CUSHION-GRIP SETS — METAL STAND

Item Number	No. Of Keys	Key Sizes (Inch)	Key Length (Inch)
56064	10	3/32, 7/64, 1/8, 9/64, 5/32, 3/16, 7/32, 1/4, 5/16, 3/8	6
56163	10	3/32, 7/64, 1/8, 9/64, 5/32, 3/16, 7/32, 1/4, 5/16, 3/8	9



LOOP T-HANDLES




INDIVIDUAL 6" LOOP HANDLE

Item Number	Key Sizes (Inch)	Item Number	Key Sizes (Inch)
57320	3/32	57325	3/16
57321	7/64	57326	7/32
57322	1/8	57327	1/4
57323	9/64	57328	5/16
57324	5/32	57329	3/8

METRIC INDIVIDUAL 6" LOOP HANDLE

Item Number	Key Sizes (mm)	Item Number	Key Sizes (mm)
57860	2	57864	5
57861	2.5	57865	6
57862	3	57866	8
57863	4	57867	10




INDIVIDUAL 9" LOOP HANDLE

Item Number	Key Sizes (Inch)	Item Number	Key Sizes (Inch)
58270	3/32	58275	3/16
58271	7/64	58276	7/32
58272	1/8	58277	1/4
58273	9/64	58278	5/16
58274	5/32	58279	3/8

METRIC INDIVIDUAL 9" LOOP HANDLE

Item Number	Key Sizes (mm)	Item Number	Key Sizes (mm)
58280	2	58284	5
58281	2.5	58285	6
58282	3	58286	8
58283	4	58287	10

LOOP T-HANDLE SETS



6" LOOP HANDLE SETS — POUCH

Item Number	No. Of Keys	Key Sizes (Inch)
56257	8	3/32, 7/64, 1/8, 9/64, 5/32, 3/16, 7/32, 1/4
56255	10	3/32, 7/64, 1/8, 9/64, 5/32, 3/16, 7/32, 1/4, 5/16, 3/8

METRIC 6" LOOP HANDLE SETS — POUCH

Item Number	No. Of Keys	Key Sizes (mm)	Key Length (mm)
56261	5	2.5, 3, 4, 5, 6	152
56259	8	2, 2.5, 3, 4, 5, 6, 8, 10	152

LOOP T-HANDLE SETS

9" LOOP HANDLE SETS — POUCH

Item Number	No. Of Keys	Key Sizes (Inch)
56258	8	3/32, 7/64, 1/8, 9/64, 5/32, 3/16, 7/32, 1/4
56256	10	3/32, 7/64, 1/8, 9/64, 5/32, 3/16, 7/32, 1/4, 5/16, 3/8

METRIC 9" LOOP HANDLE SETS — POUCH

Item Number	No. Of Keys	Key Sizes (mm)	Key Length (mm)
56262	5	2.5, 3, 4, 5, 6	229
56260	8	2, 2.5, 3, 4, 5, 6, 8, 10	229



PLAS-T-KEY® T-HANDLES

INDIVIDUAL PLAS-T-KEY®

Item Number	Key Sizes (Inch)	Key Length (Inch)	Item Number	Key Sizes (Inch)	Key Length (Inch)
57500	3/32	1 7/8	58400	3/32	4 1/2
57502	7/64	2 1/8	58402	7/64	4 1/2
57504	1/8	2 5/16	58404	1/8	4 1/2
57506	9/64	2 1/2	58406	9/64	4 1/2
57508	5/32	2 11/16	58408	5/32	4 1/2
57510	3/16	3 3/32	58410	3/16	4 1/2
58412	7/32	4 1/2	58416	5/16	4 1/2
58414	1/4	4 1/2	58418	3/8	4 1/2



METRIC INDIVIDUAL PLAS-T-KEY®

Item Number	Key Sizes (mm)	Item Number	Key Sizes (mm)
57830	2	57836	4
57832	2.5	57838	5
57834	3	57840	6

PLAS-T-KEY® T-HANDLE SETS

PLAS-T-KEY SET® — METAL STAND

Item Number	No. Of Keys	Key Sizes (Inch)	Key Length (Inch)
56112	10	3/32, 7/64, 1/8, 9/64, 5/32, 3/16, 7/32, 1/4, 5/16, 3/8	6



FORGED T-HANDLES



INDIVIDUAL FORGED T-HANDLES

Item Number	Key Sizes (Inch)	Key Length (Inch)	Item Number	Key Sizes (Inch)	Key Length (Inch)
56044	3/32	5	56054	3/16	6
56046	7/64	5	56056	7/32	6
56048	1/8	5	56058	1/4	6
56050	9/64	5	56060	5/16	7
56052	5/32	5	56062	3/8	7

HANDI-HEX™ DRIVERS



INDIVIDUAL HANDI-HEX™ DRIVERS

Handi-Hex Drivers are designed for general use and production assembly operations using socket screw products. Versatile drivers feature adjustable, replaceable Allen Bits. Each handle identified by bit size. Includes key for bit change or adjustment.

Item Number	Key Sizes (Inch)	Item Number	Key Sizes (Inch)
57400	.028	57410	3/32
57402	.035	57412	7/64
57404	.050	57414	1/8
57406	1/16	57416	9/64
57408	5/64		

REPLACEMENT STRAIGHT BITS

Item Number	Key Sizes (Inch)	Key Length (Inch)	Item Number	Key Sizes (Inch)	Key Length (Inch)
57900	.028	2	57926	1/8	3
57902	.035	2	57201	1/8	5
57904	.050	3	57932	9/64	3
57906	1/16	3	57203	9/64	5
57908	1/16	6	57205	5/32	5
57910	5/64	3	57942	5/32	6
57912	5/64	6	57207	3/16	6
57914	3/32	3	57209	7/32	6
57197	3/32	5	57211	1/4	6
57918	3/32	6	57213	5/16	7
57920	7/64	3	57215	3/8	7
57199	7/64	5			



HEX KEY ASSORTMENTS

HEX KEY ASSORTMENT

Item Number: 56882
An assortment of 9 popular sizes of hex keys.
Contains 270 wrenches.

Key Sizes (Inch)	Quantity In Box
5/64	50
3/32	50
1/8	50
5/32	25
3/16	25
7/32	25
1/4	25
5/16	10
3/8	10



METRIC HEX KEY ASSORTMENT

Item Number: 56890
An assortment of 7 popular metric hex keys.
Contains 175 keys.

Key Sizes (mm)	Quantity In Box
1.5	25
2	25
2.5	25
3	25
4	25
5	25
6	25



GENERAL USE TOOLS & DISPLAYS



GENERAL USE TOOLS & DISPLAYS

■ IN THIS SECTION:

Allen general use tools are listed in the order below:

- Hacksaws
- Pliers

- Nut drivers
- Screwdrivers
- Punches, chisels, bars
- Hammers
- Tool storage
- Merchandising displays

High tension wheel maximizes blade life by keeping it rigid longer so it stays sharper.

Rugged diecast construction and tubular steel prevents blade bending and twisting for long-lasting durability.

Contoured grip provides more comfort and less fatigue.

Extra blade can be stored in handle.

Blade can be repositioned for flush cutting applications.



HACKSAW

DISPLAYS


Allen® offers one of the most comprehensive merchandising programs in the industry. Choose from a wide variety of popular, fast moving products attractively displayed on colorful Display Boards and eye-catching Step-Out Racks. Our versatile, hard-selling Allen merchandising displays allow you to merchandise a complete line of tools using a minimum amount of space.



General Use Tools and tool storage items are proudly made in the U.S.A. and feature a lifetime warranty.

CHALLENGER — HEAVY DUTY

Number	Length	Weight (lbs)
61015	16.50	1.12



ADJUSTABLE — MEDIUM DUTY

Number	Length	Weight (lbs)
61010	16.75	1.12



CORVETTE — LIGHT DUTY

Number	Length	Weight (lbs)
61017	16.75	1.12



HACKSAW BLADES

Number	Description	Length	Quantity	Number	Description	Length	Quantity
61214	Carbon - 24 Teeth	10"	10	61229	Bimetal - 24 Teeth	10"	5
61226	Carbon - 18 Teeth	12"	10	61230	Bimetal - 18 Teeth	12"	5
61227	Carbon - 24 Teeth	12"	10	61231	Bimetal - 24 Teeth	12"	5
61228	Carbon - 32 Teeth	12"	10	61232	Bimetal - 32 Teeth	12"	5

SLIP JOINT

Number	Length	Weight (lbs)
25106	6.00	.38
25108	8.00	.50

ASME B107.23M-1991



PLIERS



RIB LOCK

Number	Length	Weight (lbs)
25310	10.00	.75
25316	16.00	1.00

Fed. Std. GGG-P-471e ASME B107.23M-1991



DIAGONAL CUTTING

Number	Length	Weight (lbs)
25404	5.00	.25
25406	6.00	.38
25407	7.00	.50



HEAVY DUTY DIAGONAL CUTTING

Number	Length	Weight (lbs)
25207	7.00	.50



LINESMAN

Number	Length	Weight (lbs)
25208	8.00	.81



CHAIN NOSE PLIERS WITH CUTTER

Number	Length	Weight (lbs)
25206	6.50	.31
25608	8.00	.44

23 PIECE LIGHTED SCREWDRIVER SET
Item Number: 30800

<p>Description Lighted Screwdriver Handle 6 Pt. 1/4" Dr. Std. Skt. 3/16" 6 Pt. 1/4" Dr. Std. Skt. 1/4" 6 Pt. 1/4" Dr. Std. Skt. 5/16" 6 Pt. 1/4" Dr. Std. Skt. 11/32" 6 Pt. 1/4" Dr. Std. Skt. 3/8" 6 Pt. 1/4" Dr. Std. Skt. 7/16" 6 Pt. 1/4" Dr. Std. Skt. 6mm 6 Pt. 1/4" Dr. Std. Skt. 7mm 6 Pt. 1/4" Dr. Std. Skt. 8mm 6 Pt. 1/4" Dr. Std. Skt. 9mm 6 Pt. 1/4" Dr. Std. Skt. 10mm 6 Pt. 1/4" Dr. Std. Skt. 11mm</p>	<p>Description Hex to 1/4" Dr. Adapter Torx Bit T-15 Torx Bit T-20 Torx Bit T-25 Slotted Bit 3-4 Slotted Bit 5-6 Slotted Bit 8-10 Phillips Bit #1 Phillips Bit #2 Phillips Bit #3 High density polyethylene case Total Weight: 1.16 lbs.</p>
----------------------------------------------------------------------------------------------------------------------------------------------------------------------------------------------------------------------------------------------------------------------------------------------------------------------------------------------------------------------------------------------------------------------------------------------------------------------------	----------------------------------------------------------------------------------------------------------------------------------------------------------------------------------------------------------------------------------------------------------------------------------------------

Replacement Part: #3172570 Bulb Assembly



CABINET TIP — SLOTTED

Item Number	Description	Overall Length	Weight (lbs)
30833	3/16" x 3"	5 3/4"	.06
30834	3/16" x 6"	9 1/2"	.12

ANSI Spec. B107.15



PHILLIPS TIP

Item Number	Description	Overall Length	Weight (lbs)
30835	#0 x 2 1/2" w/clip	4 3/8"	.06
30836	#1 x 3"	6 1/2"	.12
30837	#2 x 4"	7 1/2"	.19
30838	#3 x 6"	9 1/2"	.31

ANSI Spec. B107.15



ROUND BLADE — SLOTTED

Item Number	Description	Overall Length	Weight (lbs)
30839	1/4" x 4"	8 1/4"	.20
30840	1/4" x 6"	10 1/4"	.41
30841	5/16" x 6"	10 3/4"	.41

ANSI Spec. B107.15




SQUARE BLADE — SLOTTED

Item Number	Description	Overall Length	Weight (lbs)
30842	5/16" x 6"	10 3/4"	.44
30843	3/8" x 8"	13"	.67

ANSI Spec. B107.15




SCREWDRIVERS



SLOTTED STUBBY

Item Number	Description	Overall Length	Weight (lbs)
30844	1/4" x 1 1/2"	3 1/2"	.25

ANSI Spec. B107.15



PHILLIPS STUBBY

Item Number	Description	Overall Length	Weight (lbs)
30845	#2 x 1 1/2"	3 1/2"	.12

ANSI Spec. B107.15

COMBINATION SCREWDRIVER SETS



6 PIECE SET Item Number: 30846

Number	Description
30833	3/16" x 3" Cabinet
30836	#1 x 3" Phillips
30837	#2 x 4" Phillips
30838	#3 x 6" Phillips
30839	1/4" x 4" Round Blade
30840	1/4" x 6" Round Blade
Storage Tray	
Total Weight 1.62 lb	



8 PIECE SET Item Number: 30847

Number	Description
30833	3/16" x 3" Cabinet
30836	#1 x 3" Phillips
30837	#2 x 4" Phillips
30838	#3 x 6" Phillips
30839	1/4" x 4" Round Blade
30841	5/16" x 6" Round Blade
30844	1/4" x 1 1/2" Stubby
30845	#2 x 1 1/2" Phillips
Storage Tray	
Total Weight 1.73 lb	

NUT DRIVERS



7 PIECE — SOLID SHAFT NUT DRIVER SET Item Number: 30820

Number	Description
30802	Nut Driver 3/16"
30804	Nut Driver 1/4"
30806	Nut Driver 5/16"
30807	Nut Driver 11/32"
30808	Nut Driver 3/8"
30809	Nut Driver 7/16"
30810	Nut Driver 1/2"
Pouch	
Total Weight 3.63 lb	



7 PIECE — METRIC SOLID SHAFT NUT DRIVER SET Item Number: 30821

Number	Description
30854	Nut Driver 5mm
30856	Nut Driver 6mm
30857	Nut Driver 7mm
30858	Nut Driver 8mm
30859	Nut Driver 9mm
30860	Nut Driver 10mm
30861	Nut Driver 11mm
Pouch	
Total Weight 3.63 lb	

All items above available as open stock

PIN PUNCHES

Item Number	Point	Hex Size	Length	Weight (lbs)
25623	1/16	5/16	4 1/4	.12
25624	3/32	5/16	4 3/4	.12
25625	1/8	5/16	5	.12
25626	5/32	5/16	5 1/4	.12
25627	3/16	5/16	5 1/2	.12
25628	1/4	3/8	7	.19
25629	5/16	1/2	7	.31

Fed. Std. GGG-C-00313b



LONG TAPER (DRIFT) PUNCHES

Item Number	Point	Hex Size	Length	Weight (lbs)
25631	1/8	3/8	8	.19
25632	5/32	1/2	8 1/2	.38
25633	3/16	1/2	9	.38
25634	1/4	5/8	11	.75
25635	5/16	5/8	11	.75

Fed. Std. GGG-C-00313b



SOLID PUNCHES

Item Number	Point	Hex Size	Length	Weight (lbs)
25637	1/16	5/16	4 1/2	.06
25638	3/32	5/16	4 1/2	.06
25639	1/8	5/16	4 1/2	.06
25640	5/32	3/8	5	.12
25641	3/16	3/8	5	.12
25642	1/4	1/2	6	.25
25643	5/16	5/8	7	.50
25644	3/8	3/4	8	.88

Fed. Std. GGG-C-00313b



PRICK PUNCH

Item Number	Hex Size	Length	Weight (lbs)
25645	3/8	5	.12

Fed. Std. GGG-C-00313b



CENTER PUNCHES

Item Number	Hex Size	Length	Weight (lbs)
25646	1/4	4 1/4	.06
25647	3/8	5	.12
25648	1/2	6	.31

Fed. Std. GGG-C-00313b



CHISELS



COLD CHISELS

Item Number	Cut	Hex Size	Length	Weight (lbs)
25649	1/4	1/4	4 3/4	.06
25650	5/16	5/16	5	.12
25651	3/8	5/16	5 1/4	.12
25652	7/16	3/8	5 1/2	.19
25653	1/2	3/8	6	.19
25654	5/8	1/2	6 1/2	.38
25655	3/4	5/8	7	.63
25656	7/8	3/4	7 1/2	.88
25657	1	7/8	8	1.31

Fed. Std. GGG-P-831e



DIAMOND POINT CHISELS

Item Number	Cut	Hex Size	Length	Weight (lbs)
25659	3/16	3/8	5	.19
25660	1/4	3/8	6	.38

Fed. Std. GGG-P-831e



ROUND NOSE CHISEL

Item Number	Cut	Hex Size	Length	Weight (lbs)
25661	1/4	3/8	5 1/2	.19

Fed. Std. GGG-P-831e



CAPE CHISELS

Item Number	Cut	Hex Size	Length	Weight (lbs)
25662	1/4	3/8	5 1/2	.19
25663	3/8	1/2	6 1/2	.38

Fed. Std. GGG-P-831e



LONG COLD CHISELS

Item Number	Cut	Hex Size	Length	Weight (lbs)
25664	3/4	5/8	12	1.12
25665	7/8	3/4	12	1.56

Fed. Std. GGG-P-831e

RIVET BUSTER

Item Number	Cut	Hex Size	Length	Weight (lbs)
25666	3/4	5/8	12	1.12

Fed. Std. GGG-P-831e



BARS

PINCH BARS

Item Number	Hex Size	Length	Weight (lbs)
25667	1/2	14	.68
25668	5/8	16	1.19
25669	3/4	20	1.31



ROLL BARS

Item Number	Hex Size	Length	Weight (lbs)
25670	1/2	15	.81
25671	5/8	18	1.56



GOOSENECK WRECKING BARS

Item Number	Hex Size	Length	Weight (lbs)
25672	5/8	18	2
25673	3/4	24	4
25674	3/4	36	5

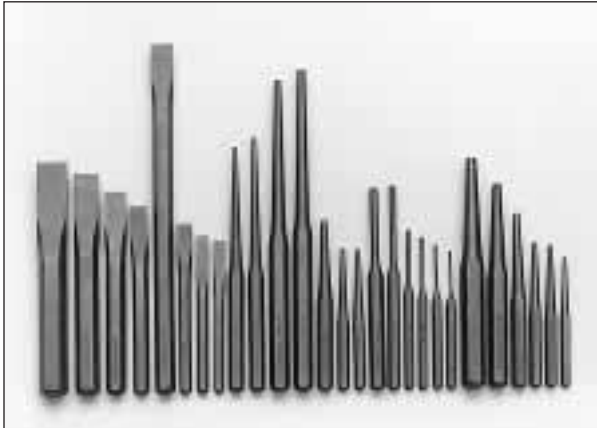


PRYBAR/NAIL PULLER

Item Number	Length	Weight (lbs)
25675	14 1/2	.44



COMBINATION PUNCH AND CHISEL SETS



27 PIECE COMBINATION PUNCH AND CHISEL SET Item Number: 25678

Number	Description	Total Weight (lbs)
25651	3/8 x 5/16 x 5 1/4 Cold chisel	10.87
25652	7/16 x 3/8 x 5 1/2 Cold chisel	
25653	1/2 x 3/8 x 6 Cold chisel	
25654	5/8 x 1/2 x 6 1/2 Cold chisel	
25655	3/4 x 5/8 x 7 Cold chisel	
25656	7/8 x 3/4 x 7 1/2 Cold chisel	
25657	1 x 7/8 x 8 Cold chisel	
25664	3/4 x 5/8 x 12 Long cold chisel	
25647	3/8 x 5 Center punch	
25648	1/2 x 6 Center punch	
25645	3/8 x 5 Prick punch	
25624	3/32 x 5/16 x 4 3/4 Pin punch	
25625	1/8 x 5/16 x 5 Pin punch	
25626	5/32 x 5/16 x 5 1/4 Pin punch	
25627	3/16 x 5/16 x 5 1/2 Pin punch	
25628	1/4 x 3/8 x 7 Pin punch	
25629	5/16 x 1/2 x 7 Pin punch	
25632	5/32 x 1/2 x 8 1/2 Long Taper punch	
25633	3/16 x 1/2 x 9 Long Taper punch	
25634	1/4 x 5/8 x 11 Long Taper punch	
25635	5/16 x 5/8 x 11 Long Taper punch	
25639	1/8 x 5/16 x 4 1/2 Solid punch	
25640	5/32 x 3/8 x 5 Solid punch	
25641	3/16 x 3/8 x 5 Solid punch	
25642	1/4 x 1/2 x 6 Solid punch	
25643	5/16 x 5/8 x 7 Solid punch	
25644	3/8 x 3/4 x 8 Solid punch	
	Roll	




12 PIECE — COMBINATION PUNCH AND CHISEL SET Item Number: 25677

Number	Description	Total Weight (lbs)
25651	3/8 x 5/16 x 5 1/4 Cold chisel	3.44
25653	1/2 x 3/8 x 6 Cold chisel	
25655	3/4 x 5/8 x 7 Cold chisel	
25656	7/8 x 3/4 x 7 1/2 Cold chisel	
25647	3/8 x 5 Center punch	
25633	3/16 x 1/2 x 9 Long Taper punch	
25624	3/32 X 5/16 X 4 3/4 Pin punch	
25625	1/8 x 5/16 x 5 Pin punch	
25627	3/16 x 5/16 x 5 1/2 Pin punch	
25628	1/4 x 3/8 x 7 Pin punch	
25639	1/8 x 5/16 x 4 1/2 Solid punch	
25642	1/4 x 1/2 x 6 Solid punch	
	Roll	

5 PIECE — COMBINATION PUNCH AND CHISEL SET
Item Number: 25676

Number	Description	Total Weight (lbs)
25651	3/8 x 5/16 x 5 1/4 Cold chisel	.94
25654	5/8 x 1/2 x 6 1/2 Cold chisel	
25647	3/8 x 5 Center punch	
25627	3/16 x 5/16 x 5 1/2 Pin punch	
25641	3/16 x 3/8 x 5 Solid punch Pouch	



6 PIECE — PIN PUNCH SET
Item Number: 25630

Number	Description	Total Weight (lbs)
25624	3/32 x 5/16 x 4 3/4 Pin punch	.94
25625	1/8 x 5/16 x 5 Pin punch	
25626	5/32 x 5/16 x 5 1/4 Pin punch	
25627	3/16 x 5/16 x 5 1/2 Pin punch	
25628	1/4 x 3/8 x 7 Pin punch	
25629	5/16 x 1/2 x 7 Pin punch Pouch	




4 PIECE LONG TAPER PUNCH SET
Item Number: 25636

Number	Description	Total Weight (lbs)
25631	1/8 x 3/8 x 8 Long Taper punch	1.69
25632	5/32 x 1/2 x 8 1/2 Long Taper punch	
25633	3/16 x 1/2 x 9 Long Taper punch	
25634	1/4 x 5/8 x 11 Long Taper punch Pouch	



6 PIECE — COLD CHISEL SET
Item Number: 25658

Number	Description	Total Weight (lbs)
25649	1/4 x 1/4 x 4 3/4 Cold chisel	1.63
24651	3/8 x 5/16 x 5 1/4 Cold chisel	
24652	7/16 x 3/8 x 5 1/2 Cold chisel	
24653	1/2 x 3/8 x 6 Cold chisel	
24654	5/8 x 1/2 x 6 1/2 Cold chisel	
25655	3/4 x 5/8 x 7 Cold chisel Pouch	



HAMMERS



BALL PEIN — WOOD HANDLE

Item Number	Head Weight	Length (Inches)	Weight (lbs)
25700	2 oz	10	.25
25701	4 oz	10 1/4	.36
25702	8 oz	12 1/4	.75
25703	12 oz	13 1/2	1.12
25704	16 oz	14 1/4	1.31
25705	20 oz	14 1/2	1.63
25706	24 oz	15 1/2	1.94
25707	32 oz	16	2.38
25708	40 oz	16	2.81
25709	48 oz	16	3.56

ANSI Spec. B173.2



CROSS PEIN — WOOD HANDLE

Item Number	Head Weight	Length (Inches)	Weight (lbs)
25710	3 lb	14	3.31




DRILLING HAMMER — WOOD HANDLE

Item Number	Head Weight	Length (Inches)	Weight (lbs)
25711	2 lb	10	2.25
25712	3 lb	10	3.31
25713	4 lb	10	4.25



SOFT FACE HAMMER

Item Number	Head Weight	Length (Inches)	Face Dia. (Inches)	Weight (lbs)
25716	12 oz	11 5/8	1 1/4	.940



RUBBER MALLET

Item Number	Head Weight	Length (Inches)	Weight (lbs)
25714	20 oz	13 1/2	1.31
25715	28 oz	16 1/2	2

METAL BOXES

Item Number	Length	Dimensions	
		Depth	Height
19750	6.25	2.50	1.25
19751	12.00	14.50	2.00
19752	16.63	4.75	2.13
19753	21.00	6.13	2.63
19754	20.25	7.50	5.63



SOCKET CLIP RAILS

Item Number	Type	Drive Size	Length	No. of
				Clips
19755	Standard	1/4"	7.50	9
19756	Standard	3/8"	11.00	10
19757	Standard	1/2"	17.00	11
19763	Magnetic	All	17.00	



TOOL POUCHES

Item Number	Type	Dimensions	
		Length	Height
19758	Open Pouch	10.25	4.44
19759	9 piece		
19760	11 piece		
19761	14 piece		



Refer to page 22 for additional Allen Tool Storage options.

DISPLAYS



100 PIECE 1/4" AND 3/8" DRIVE TOOLS AND SOCKETS BOARD
 Item Number: 19700
 Contains one each

Number	Description	Number	Description
10022	1/4" Dr. 6 Pt. 3/16" Socket	10920	1/4" Dr. Flex Handle
10023	1/4" Dr. 6 Pt. 7/32" Socket	10925	1/4" Drive 1/4" to 3/8" Inc. Adapter
10024	1/4" Dr. 6 Pt. 1/4" Socket	10930	1/4" Dr. Universal Joint
10025	1/4" Dr. 6 Pt. 9/32" Socket	10940	1/4" Dr. Flexible Spinner
10026	1/4" Dr. 6 Pt. 5/16" Socket	11206	3/8" Dr. 12 Pt. 5/16" Socket
10027	1/4" Dr. 6 Pt. 11/32" Socket	11208	3/8" Dr. 12 Pt. 3/8" Socket
10028	1/4" Dr. 6 Pt. 3/8" Socket	11209	3/8" Dr. 12 Pt. 7/16" Socket
10029	1/4" Dr. 6 Pt. 7/16" Socket	11210	3/8" Dr. 12 Pt. 1/2" Socket
10030	1/4" Dr. 6 Pt. 1/2" Socket	11211	3/8" Dr. 12 Pt. 9/16" Socket
10052	1/4" Dr. 6 Pt. Deep, 3/16" Socket	11212	3/8" Dr. 12 Pt. 5/8" Socket
10053	1/4" Dr. 6 Pt. Deep, 7/32" Socket	11213	3/8" Dr. 12 Pt. 11/16" Socket
10054	1/4" Dr. 6 Pt. Deep, 1/4" Socket	11214	3/8" Dr. 12 Pt. 3/4" Socket
10055	1/4" Dr. 6 Pt. Deep, 9/32" Socket	11215	3/8" Dr. 12 Pt. 13/16" Socket
10056	1/4" Dr. 6 Pt. Deep, 5/16" Socket	11216	3/8" Dr. 12 Pt. 7/8" Socket
10057	1/4" Dr. 6 Pt. Deep, 11/32" Socket	11258	3/8" Dr. 12 Pt. Deep, 3/8" Socket
10058	1/4" Dr. 6 Pt. Deep, 3/8" Socket	11259	3/8" Dr. 12 Pt. Deep, 7/16" Socket
10059	1/4" Dr. 6 Pt. Deep, 7/16" Socket	11260	3/8" Dr. 12 Pt. Deep, 1/2" Socket
10060	1/4" Dr. 6 Pt. Deep, 1/2" Socket	11261	3/8" Dr. 12 Pt. Deep, 9/16" Socket
10102	1/4" Dr. 6 Pt. 4mm Socket	11262	3/8" Dr. 12 Pt. Deep, 5/8" Socket
10104	1/4" Dr. 6 Pt. 5mm Socket	11263	3/8" Dr. 12 Pt. Deep, 11/16" Socket
10106	1/4" Dr. 6 Pt. 6mm Socket	11264	3/8" Dr. 12 Pt. Deep, 3/4" Socket
10107	1/4" Dr. 6 Pt. 7mm Socket	11265	3/8" Dr. 12 Pt. Deep, 13/16" Socket
10108	1/4" Dr. 6 Pt. 8mm Socket	11266	3/8" Dr. 12 Pt. Deep, 7/8" Socket
10109	1/4" Dr. 6 Pt. 9mm Socket	11309	3/8" Dr. 12 Pt. 9mm Socket
10110	1/4" Dr. 6 Pt. 10mm Socket	11310	3/8" Dr. 12 Pt. 10mm Socket
10111	1/4" Dr. 6 Pt. 11mm Socket	11311	3/8" Dr. 12 Pt. 11mm Socket
10112	1/4" Dr. 6 Pt. 12mm Socket	11312	3/8" Dr. 12 Pt. 12mm Socket
10113	1/4" Dr. 6 Pt. 13mm Socket	11313	3/8" Dr. 12 Pt. 13mm Socket
10152	1/4" Dr. 6 Pt. Deep, 4mm Socket	11314	3/8" Dr. 12 Pt. 14mm Socket
10154	1/4" Dr. 6 Pt. Deep, 5mm Socket	11315	3/8" Dr. 12 Pt. 15mm Socket
10156	1/4" Dr. 6 Pt. Deep, 6mm Socket	11316	3/8" Dr. 12 Pt. 16mm Socket
10157	1/4" Dr. 6 Pt. Deep, 7mm Socket	11317	3/8" Dr. 12 Pt. 17mm Socket
10158	1/4" Dr. 6 Pt. Deep, 8mm Socket	11318	3/8" Dr. 12 Pt. 18mm Socket
10159	1/4" Dr. 6 Pt. Deep, 9mm Socket	11319	3/8" Dr. 12 Pt. 19mm Socket
10160	1/4" Dr. 6 Pt. Deep, 10mm Socket	11321	3/8" Dr. 12 Pt. 21mm Socket
10161	1/4" Dr. 6 Pt. Deep, 11mm Socket	11359	3/8" Dr. 12 Pt. Deep, 9mm Socket
10162	1/4" Dr. 6 Pt. Deep, 12mm Socket	11360	3/8" Dr. 12 Pt. Deep, 10mm Socket
10163	1/4" Dr. 6 Pt. Deep, 13mm Socket	11361	3/8" Dr. 12 Pt. Deep, 11mm Socket
10164	1/4" Dr. 6 Pt. Deep, 14mm Socket	11362	3/8" Dr. 12 Pt. Deep, 12mm Socket
10900	1/4" Dr. Quick Release Ratchet	11363	3/8" Dr. 12 Pt. Deep, 13mm Socket
10905	1/4" Dr. 3" Extension	11364	3/8" Dr. 12 Pt. Deep, 14mm Socket
10910	1/4" Dr. 6" Extension	11365	3/8" Dr. 12 Pt. Deep, 15mm Socket
10915	1/4" Dr. Spinner Handle	11366	3/8" Dr. 12 Pt. Deep, 16mm Socket

Number	Description
11367	3/8" Dr. 12 Pt. Deep, 17mm Socket
11368	3/8" Dr. 12 Pt. Deep, 18mm Socket
11369	3/8" Dr. 12 Pt. Deep, 19mm Socket
11412	3/8" Dr. 5/8" 6 Pt. Spk. Plug Socket
11415	3/8" Dr. 13/16" 6 Pt. Spk. Plug Socket
11900	3/8" Dr. Quick Release Ratchet
11905	3/8" Dr. 3" Extension
11910	3/8" Dr. 6" Extension
11912	3/8" Dr. 10" Extension
11920	3/8" Dr. Flex Handle
11922	3/8" Dr. Flex Head Quick Release Ratchet
11925	3/8" Dr. 3/8" x 1/2" Inc. Adapter
11927	3/8" Dr. 3/8" x 1/4" Red. Adapter
11930	3/8" Dr. Universal Joint

70 PIECE 1/2" & 3/4" DRIVE IMPACT DISPLAY BOARD
Item Number: 19770
Contains one each

Number	Description	Number	Description
35008	1/2" Dr. 3/8" Impact Socket	35117	1/2" Dr. 17mm Impact Socket
35009	1/2" Dr. 7/16" Impact Socket	35119	1/2" Dr. 19mm Impact Socket
35010	1/2" Dr. 1/2" Impact Socket	35120	1/2" Dr. 20mm Impact Socket
35011	1/2" Dr. 9/16" Impact Socket	35121	1/2" Dr. 21mm Impact Socket
35012	1/2" Dr. 5/8" Impact Socket	35122	1/2" Dr. 22mm Impact Socket
35013	1/2" Dr. 11/16" Impact Socket	35124	1/2" Dr. 24mm Impact Socket
35014	1/2" Dr. 3/4" Impact Socket	35127	1/2" Dr. 27mm Impact Socket
35015	1/2" Dr. 13/16" Impact Socket	35180	1/2" Dr. 30mm Deep Impact Socket
35016	1/2" Dr. 7/8" Impact Socket	35186	1/2" Dr. 36mm Deep Impact Socket
35017	1/2" Dr. 15/16" Impact Socket	36114	3/4" Dr. 3/4" Impact Socket
35018	1/2" Dr. 1" Impact Socket	36115	3/4" Dr. 13/16" Impact Socket
35019	1/2" Dr. 1-1/16" Impact Socket	36116	3/4" Dr. 7/8" Impact Socket
35020	1/2" Dr. 1-1/8" Impact Socket	36117	3/4" Dr. 15/16" Impact Socket
35058	1/2" Dr. 3/8" Deep Impact Socket	36118	3/4" Dr. 1" Impact Socket
35059	1/2" Dr. 7/16" Deep Impact Socket	36119	3/4" Dr. 1-1/16" Impact Socket
35060	1/2" Dr. 1/2" Deep Impact Socket	36120	3/4" Dr. 1-1/8" Impact Socket
35061	1/2" Dr. 9/16" Deep Impact Socket	36121	3/4" Dr. 1-3/16" Impact Socket
35062	1/2" Dr. 5/8" Deep Impact Socket	36122	3/4" Dr. 1-1/4" Impact Socket
35063	1/2" Dr. 11/16" Deep Impact Socket	36123	3/4" Dr. 1-5/16" Impact Socket
35064	1/2" Dr. 3/4" Deep Impact Socket	36124	3/4" Dr. 1-3/8" Impact Socket
35065	1/2" Dr. 13/16" Deep Impact Socket	36125	3/4" Dr. 1-7/16" Impact Socket
35066	1/2" Dr. 7/8" Deep Impact Socket	36126	3/4" Dr. 1-1/2" Impact Socket
35067	1/2" Dr. 15/16" Deep Impact Socket	36164	3/4" Dr. 3/4" Deep Impact Socket
35068	1/2" Dr. 1" Deep Impact Socket	36165	3/4" Dr. 13/16" Deep Impact Socket
35069	1/2" Dr. 1-1/16" Deep Impact Socket	36166	3/4" Dr. 7/8" Deep Impact Socket
35111	1/2" Dr. 11mm Impact Socket	36167	3/4" Dr. 15/16" Deep Impact Socket
35112	1/2" Dr. 12mm Impact Socket	36168	3/4" Dr. 1" Deep Impact Socket
35113	1/2" Dr. 13mm Impact Socket	36169	3/4" Dr. 1-1/16" Deep Impact Socket
35114	1/2" Dr. 14mm Impact Socket	36170	3/4" Dr. 1-1/8" Deep Impact Socket
35115	1/2" Dr. 15mm Impact Socket	36172	3/4" Dr. 1-1/4" Deep Impact Socket



Number	Description
36176	3/4" Dr. 1-1/2" Deep Impact Socket
36276	3/4" Dr. 1-1/2" Budd Wheel Socket
35203	1/2" Dr. 3" Impact Extension
35206	1/2" Dr. 6" Impact Extension
35207	1/2" Dr. Impact Universal Joint
36207	3/4" Dr. 7" Impact Extension
531300	1/2" Dr. 3/4" X 13/16" Dbl. End Rev.
741825	3/4" Dr. O-Ring
751826	1" Dr. O-Ring
741828	3/4" Dr. Retaining Pin

58 PIECE 1/2" DRIVE TOOLS AND SOCKETS BOARD
Item Number: 19705
Contains one each

Number	Description	Number	Description
12208	1/2" Dr. 12 Pt. 3/8" Socket	12309	1/2" Dr. 12 Pt. 9mm Socket
12209	1/2" Dr. 12 Pt. 7/16" Socket	12310	1/2" Dr. 12 Pt. 10mm Socket
12210	1/2" Dr. 12 Pt. 1/2" Socket	12311	1/2" Dr. 12 Pt. 11mm Socket
12211	1/2" Dr. 12 Pt. 9/16" Socket	12312	1/2" Dr. 12 Pt. 12mm Socket
12212	1/2" Dr. 12 Pt. 5/8" Socket	12313	1/2" Dr. 12 Pt. 13mm Socket
12213	1/2" Dr. 12 Pt. 11/16" Socket	12314	1/2" Dr. 12 Pt. 14mm Socket
12214	1/2" Dr. 12 Pt. 3/4" Socket	12315	1/2" Dr. 12 Pt. 15mm Socket
12215	1/2" Dr. 12 Pt. 13/16" Socket	12316	1/2" Dr. 12 Pt. 16mm Socket
12216	1/2" Dr. 12 Pt. 7/8" Socket	12317	1/2" Dr. 12 Pt. 17mm Socket
12217	1/2" Dr. 12 Pt. 15/16" Socket	12318	1/2" Dr. 12 Pt. 18mm Socket
12218	1/2" Dr. 12 Pt. 1" Socket	12319	1/2" Dr. 12 Pt. 19mm Socket
12219	1/2" Dr. 12 Pt. 1 1/16" Socket	12320	1/2" Dr. 12 Pt. 20mm Socket
12220	1/2" Dr. 12 Pt. 1 1/8" Socket	12321	1/2" Dr. 12 Pt. 21mm Socket
12222	1/2" Dr. 12 Pt. 1 1/4" Socket	12322	1/2" Dr. 12 Pt. 22mm Socket
12260	1/2" Dr. 12 Pt. Deep, 1/2" Socket	12323	1/2" Dr. 12 Pt. 23mm Socket
12261	1/2" Dr. 12 Pt. Deep, 9/16" Socket	12324	1/2" Dr. 12 Pt. 24mm Socket
12262	1/2" Dr. 12 Pt. Deep, 5/8" Socket	12325	1/2" Dr. 12 Pt. 25mm Socket
12263	1/2" Dr. 12 Pt. Deep, 11/16" Socket	12326	1/2" Dr. 12 Pt. 26mm Socket
12264	1/2" Dr. 12 Pt. Deep, 3/4" Socket	12327	1/2" Dr. 12 Pt. 27mm Socket
12265	1/2" Dr. 12 Pt. Deep, 13/16" Socket	12328	1/2" Dr. 12 Pt. 28mm Socket
12266	1/2" Dr. 12 Pt. Deep, 7/8" Socket	12330	1/2" Dr. 12 Pt. 30mm Socket
12267	1/2" Dr. 12 Pt. Deep, 15/16" Socket	12332	1/2" Dr. 12 Pt. 32mm Socket
12268	1/2" Dr. 12 Pt. Deep, 1" Socket	12412	1/2" Dr. 5/8" Spk. Plug Socket
12269	1/2" Dr. 12 Pt. Deep, 1 1/16" Socket	12415	1/2" Dr. 13/16" Spk. Plug Socket
12270	1/2" Dr. 12 Pt. Deep, 1 1/8" Socket		



Number	Description
12800	1/2" Dr. Quick Release Ratchet
12802	1/2" Dr. Flex Head Quick Release Ratchet
12805	1/2" Dr. 3" Extension
12810	1/2" Dr. 6" Extension
12812	1/2" Dr. 10" Extension
12820	1/2" Dr. 15" Flex Handle
12827	1/2" Dr. 1/2" x 3/8" Red. Adapter
12828	1/2" Dr. 1/2" x 3/4" Inc. Adapter
12830	1/2" Dr. Universal Joint

DISPLAYS



27 PIECE 3/4" DRIVE TOOLS AND SOCKETS BOARD
 Item Number: 19710
 Contains one each

Number	Description	Number	Description
13203	3/4" Dr. 12 Pt. 15/16" Socket	13217	3/4" Dr. 12 Pt. 1 13/16" Socket
13204	3/4" Dr. 12 Pt. 1" Socket	13218	3/4" Dr. 12 Pt. 1 7/8" Socket
13205	3/4" Dr. 12 Pt. 1 1/16" Socket	13220	3/4" Dr. 12 Pt. 2" Socket
13206	3/4" Dr. 12 Pt. 1 1/8" Socket	13222	3/4" Dr. 12 Pt. 2 1/8" Socket
13207	3/4" Dr. 12 Pt. 1 3/16" Socket	13224	3/4" Dr. 12 Pt. 2 1/4" Socket
13208	3/4" Dr. 12 Pt. 1 1/4" Socket	13900	3/4" Dr. Quick Release Ratchet
13209	3/4" Dr. 12 Pt. 1 5/16" Socket	13910	3/4" Dr. 5" Extension
13210	3/4" Dr. 12 Pt. 1 3/8" Socket	13912	3/4" Dr. 8" Extension
13211	3/4" Dr. 12 Pt. 1 7/16" Socket	13914	3/4" Dr. 16" Extension
13212	3/4" Dr. 12 Pt. 1 1/2" Socket	13920	3/4" Dr. 19" Flex Handle
13213	3/4" Dr. 12 Pt. 1 9/16" Socket	13922	3/4" Dr. Sliding T-Handle
13214	3/4" Dr. 12 Pt. 1 5/8" Socket	13927	3/4" Dr. 3/4" x 1/2" Red. Adapter
13215	3/4" Dr. 12 Pt. 1 11/16" Socket	13928	3/4" Dr. 3/4" x 1" Inc. Adapter
13216	3/4" Dr. 12 Pt. 1 3/4" Socket		



32 PIECE COMBINATION WRENCH BOARD
 Item Number: 19715
 Contains one each

Number	Description	Number	Description
20204	Combination Wrench 1/4"	20307	Combination Wrench 7mm
20206	Combination Wrench 5/16"	20308	Combination Wrench 8mm
20208	Combination Wrench 3/8"	20309	Combination Wrench 9mm
20209	Combination Wrench 7/16"	20310	Combination Wrench 10mm
20210	Combination Wrench 1/2"	20311	Combination Wrench 11mm
20211	Combination Wrench 9/16"	20312	Combination Wrench 12mm
20212	Combination Wrench 5/8"	20313	Combination Wrench 13mm
20213	Combination Wrench 11/16"	20314	Combination Wrench 14mm
20214	Combination Wrench 3/4"	20315	Combination Wrench 15mm
20215	Combination Wrench 13/16"	20316	Combination Wrench 16mm
20216	Combination Wrench 7/8"	20317	Combination Wrench 17mm
20217	Combination Wrench 15/16"	20318	Combination Wrench 18mm
20218	Combination Wrench 1"	20319	Combination Wrench 19mm
20219	Combination Wrench 1 1/16"	20320	Combination Wrench 20mm
20220	Combination Wrench 1 1/8"	20321	Combination Wrench 21mm
20222	Combination Wrench 1 1/4"	20322	Combination Wrench 22mm



32 PIECE — FULL POLISH COMBINATION WRENCH BOARD
 Item Number: 19718
 Contains one each

Number	Description	Number	Description
20413	Full Polish Combo Wr. 7mm	20470	Full Polish Combo Wr. 1/4"
20414	Full Polish Combo Wr. 8mm	20471	Full Polish Combo Wr. 5/16"
20415	Full Polish Combo Wr. 9mm	20472	Full Polish Combo Wr. 3/8"
20416	Full Polish Combo Wr. 10mm	20473	Full Polish Combo Wr. 7/16"
20417	Full Polish Combo Wr. 11mm	20474	Full Polish Combo Wr. 1/2"
20418	Full Polish Combo Wr. 12mm	20475	Full Polish Combo Wr. 9/16"
20419	Full Polish Combo Wr. 13mm	20476	Full Polish Combo Wr. 5/8"
20420	Full Polish Combo Wr. 14mm	20477	Full Polish Combo Wr. 11/16"
20421	Full Polish Combo Wr. 15mm	20478	Full Polish Combo Wr. 3/4"
20422	Full Polish Combo Wr. 16mm	20479	Full Polish Combo Wr. 13/16"
20423	Full Polish Combo Wr. 17mm	20480	Full Polish Combo Wr. 7/8"
20424	Full Polish Combo Wr. 18mm	20481	Full Polish Combo Wr. 15/16"
20425	Full Polish Combo Wr. 19mm	20482	Full Polish Combo Wr. 1"
20426	Full Polish Combo Wr. 20mm	20483	Full Polish Combo Wr. 1-1/16"
20427	Full Polish Combo Wr. 21mm	20484	Full Polish Combo Wr. 1-1/8"
20428	Full Polish Combo Wr. 22mm	20485	Full Polish Combo Wr. 1-1/4"

10 PIECE LARGE COMBINATION WRENCH DISPLAY BOARD
Item Number: 19714

Number	Description	Quantity
20223	1-15/16" Combination Wrench	1
20224	1-3/8" Combination Wrench	1
20225	1-7/16" Combination Wrench	1
20226	1-1/2" Combination Wrench	1
20228	1-5/8" Combination Wrench	1
20229	1-11/16" Combination Wrench	1
20230	1-3/4" Combination Wrench	1
20231	1-13/16" Combination Wrench	1
20232	1-7/8" Combination Wrench	1
20234	2" Combination Wrench	1



27 PIECE OPEN END AND BOX WRENCH BOARD
Item Number: 19720
Contains one each

Number	Description	Number	Description
21004	Open End Wrench 1/4" x 5/16"	21118	Open End Wrench 18mm x 19mm
21008	Open End Wrench 3/8" x 7/16"	21120	Open End Wrench 20mm x 22mm
21010	Open End Wrench 1/2" x 9/16"	21121	Open End Wrench 21mm x 23mm
21012	Open End Wrench 5/8" x 3/4"	22204	Box End Wrench 1/4" x 5/16"
21013	Open End Wrench 11/16" x 13/16"	22208	Box End Wrench 3/8" x 7/16"
21014	Open End Wrench 3/4" x 7/8"	22209	Box End Wrench 7/16" x 1/2"
21017	Open End Wrench 15/16" x 1"	22210	Box End Wrench 1/2" x 9/16"
21106	Open End Wrench 6mm x 8mm	22211	Box End Wrench 9/16" x 5/8"
21107	Open End Wrench 7mm x 9mm	22212	Box End Wrench 5/8" x 3/4"
21110	Open End Wrench 10mm x 11mm	22213	Box End Wrench 11/16" x 13/16"
21112	Open End Wrench 12mm x 14mm	22214	Box End Wrench 3/4" x 7/8"
21113	Open End Wrench 13mm x 15mm	22215	Box End Wrench 13/16" x 7/8"
21116	Open End Wrench 16mm x 17mm	22217	Box End Wrench 15/16" x 1"
21117	Open End Wrench 17mm x 19mm		



24 PIECE PLIERS AND ADJUSTABLE WRENCH DISPLAY BOARD
Item Number: 19716

Number	Description	Quantity
24004	4" Adjustable Wrench	2
24006	6" Adjustable Wrench	2
24008	8" Adjustable Wrench	2
24010	10" Adjustable Wrench	2
24012	12" Adjustable Wrench	2
24015	15" Adjustable Wrench	1
25106	6" Slip Joint Pliers	2
25108	8" Slip Joint Pliers	2
25206	6-1/2" Chain Nose Pliers with Cutter	1
25207	7" Heavy Duty Diagonal Cutting Pliers	1
25208	8" Linesman Pliers	1
25310	10" Rib Lock Pliers	1
25316	16" Rib Lock Pliers	1
25404	5" Diagonal Cutting Pliers	1
25406	6" Diagonal Cutting Pliers	1
25407	7" Diagonal Cutting Pliers	1
25608	8" Chain Nose Pliers with Cutter	1



DISPLAYS



27 PIECE HAMMER, PUNCH & CHISEL DISPLAY BOARD
ITEM NUMBER: 19701
 Contains one each

Number	Description	Number	Description
25652	Cold Chisel, 7/16" X 3/8" X 5 1/2"	25633	Drift Punch, 3/16" X 1/2" X 9"
25653	Cold Chisel, 1/2" X 3/8" X 6"	25634	Drift Punch, 1/4" X 5/8" X 11"
25654	Cold Chisel, 5/8" X 1/2" X 6 1/2"	25662	Cape Chisel, 1/4" X 3/8" X 5 1/2"
25655	Cold Chisel, 3/4" X 5/8" X 7"	25663	Cape Chisel, 3/8" X 1/2" X 6 1/2"
25656	Cold Chisel, 7/8" X 3/4" X 7 1/2"	25668	Pinch Bar, 5/8" X 16"
25657	Cold Chisel, 1" X 7/8" X 8"	25671	Roll Bar, 5/8" X 18"
25646	Center Punch, 1/4" X 4 1/4"	25714	Rubber Mallet, 20 oz. 13 1/2"
25647	Center Punch, 3/8" X 5"	25651	Cold Chisel, 3/8" X 5/16" X 5 1/4"
25648	Center Punch, 1/2" X 6"	25702	Ball Pein Hammer, 8 oz. 12 1/4"
25625	Pin Punch, 1/8" X 5/16" X 5"	25704	Ball Pein Hammer, 16 oz. 14 1/4"
25626	Pin Punch, 5/32" X 5/16" X 5 1/4"	25706	Ball Pein Hammer, 24 oz. 15 1/2"
25627	Pin Punch, 3/16" X 5/16" X 5 1/2"	25707	Ball Pein Hammer, 32 oz. 16"
25628	Pin Punch, 1/4" X 3/8" X 7"	25716	Soft Face Hammer, 12 oz. 11 5/8"
25632	Drift Punch, 5/32" X 1/2" X 8 1/2"		



27 PIECE SCREWDRIVERS/NUT DRIVER DISPLAY BOARD
ITEM NUMBER: 19702
 Contains one each

Number	Description	Number	Description
30833	3/16" x 3" Cabinet Tip	30804	1/4" Nut Driver
30834	3/16" x 6" Cabinet Tip	30806	5/16" Nut Driver
30835	#0 x 2 1/2" Phillips W/Clip	30807	11/32" Nut Driver
30836	#1 x 3" Phillips	30808	3/8" Nut Driver
30837	#2 x 4" Phillips	30809	7/16" Nut Driver
30838	#3 x 6" Phillips	30810	1/2" Nut Driver
30839	1/4" x 4" Round Blade	30854	5mm Nut Driver
30840	1/4" x 6" Round Blade	30856	6mm Nut Driver
30841	5/16" x 6" Round Blade	30857	7mm Nut Driver
30842	5/16" x 6" Square Blade	30858	8mm Nut Driver
30843	3/8" x 8" Square Blade	30859	9mm Nut Driver
30844	1/4" x 1 1/2" Stubby	30860	10mm Nut Driver
30845	#2 x 1 1/2" Stubby Phillips	30861	11mm Nut Driver
30802	3/16" Nut Driver		



UNIVERSAL DISPLAY BOARD
Item Number: 90059

21" wide x 27" high
 Pegboard insert, includes slide in headers with Point-of-Purchase messages



SECURITY CABINET
Item Number: 90032

23" wide x 30" high
 Complete with keyed lock

45 PIECE HEX KEY SET DISPLAY
Item Number 19744

Number	Description	Quantity
56310	12 pc. Short Arm Set	3
56008	9 pc. Metric Short Arm Set	3
56152	12 pc. Long Arm Set	3
56314	8 pc. Standard Fold Up	6
56316	9 pc. Standard Fold Up	3
56340	12 pc. Ball End Key Set	3
56346	9 pc. Duracast Hex Key Fold Up	6
56347	9 pc. Duracast Hex Key Fold Up	3
56349	7 pc. Duracast Metric Hex Key Fold Up	3
56360	7 pc. Metric Fold Up	3
56369	9 pc. Metric Ball End Set	3
56384	Duracast Hex Key/Screwdriver Fold Up	3
56323	7 pc. Torx® Fold Up	3
Display-18" high x 15" wide		



33 PIECE HEX KEY SET DISPLAY
Item Number: 19747

Number	Description	Quantity
56257	8 pc. 6" T-Handle Set	3
56258	8 pc. 9" T-Handle Set	3
56261	5 pc. 6" Metric T-Handle Set	3
56262	5 pc. 9" Metric T-Handle Set	3
56314	8 pc. Standard Fold Up	3
56316	9 pc. Standard Fold Up	3
56318	9 pc. Long Fold Up	3
56320	5 pc. Long Fold Up	3
56360	7 pc. Metric Fold Up	3
56384	Duracast Hex Key/Screwdriver Fold Up	3
56323	7 pc. Torx® Fold Up	3
Display - 25" high x 23" wide		



30 PIECE HEX KEY SET DISPLAY
Item Number 19743

Number	Description	Quantity
56257	8 pc. 6" T-Handle Set	3
56258	8 pc. 9" T-Handle Set	3
56314	8 pc. Standard Fold Up	3
56316	9 pc. Standard Fold Up	3
56320	5 pc. Long Fold Up	3
56340	12 pc. Ball End Key Set	3
56347	9 pc. Duracast Hex Key Fold Up	3
56349	7 pc. Duracast Metric Hex Key Fold Up	3
56360	7 pc. Metric Fold Up	3
56384	Duracast Hex Key/Screwdriver Fold Up	3
Display - 18" high x 15" wide		



DISPLAYS



18 PIECE HEX KEY SET DISPLAY
Item Number: 19746

Number	Description	Quantity
56314	8 pc. Standard Fold Up	3
56316	9 pc. Standard Fold Up	3
56318	9 pc. Long Fold Up	3
56320	5 pc. Long Fold Up	3
56360	7 pc. Metric Fold Up	3
56323	7 pc. Torx® Fold Up	3
Display - 13" high x 19" wide		



18 PIECE HEX KEY SET DISPLAY
Item Number: 19748

Number	Description	Quantity
56004	7 pc. Short Arm Set	3
56310	12 pc. Short Arm Set	3
56008	9 pc. Metric Short Arm Set	3
56152	12 pc. Long Arm Set	3
56340	12 pc. Ball End Key Set	3
56369	9 pc. Metric Ball End Key Set	3
Display - 13" high x 19" wide		



15 PIECE HEX KEY SET DISPLAY
Item Number: 19745

Number	Description	Quantity
56346	9 Pc. Duracast Hex Key Fold Up	3
56347	9 Pc. Duracast Hex Key Fold Up	3
56348	7 Pc. Duracast Torx® Key Fold Up	3
56349	7 Pc. Metric Duracast Hex Key Fold Up	3
56384	Duracast Hex Key/Screwdriver Fold Up	3
Display - 12" high x 16" wide		



3 PIECE HACKSAW DISPLAY
ITEM NUMBER: 19741
Contains one each

Number	Description
61010	Adjustable Hacksaw-Adjusts for 10" & 12" Blades
61015	Challenger Hacksaw (12" Blade)
61017	Corvette Hacksaw - Adjusts for 10" & 12" Blades



60 PIECE HACKSAW BLADE DISPLAY
Item Number: 19742

Number	Description	Quantity
61214	Hacksaw Blades, Carbon, 10", 24 Teeth	10
61226	Hacksaw Blades, Carbon, 12", 18 Teeth	10
61227	Hacksaw Blades, Carbon, 12", 24 Teeth	10
61228	Hacksaw Blades, Carbon, 12", 32 Teeth	10
61229	Hacksaw Blades, Bimetal, 10", 24 Teeth	5
61230	Hacksaw Blades, Bimetal, 12", 18 Teeth	5
61231	Hacksaw Blades, Bimetal, 12", 24 Teeth	5
61232	Hacksaw Blades, Bimetal, 12", 32 Teeth	5

K-D[®] TORQUE TOOLS




K-D® TORQUE TOOLS

■ IN THIS SECTION:

Our comprehensive line of torque tools now includes a variety of torque screwdrivers. Product categories are listed in the following order:

- Micrometer torque wrenches
- Micrometer flex torque wrenches
- Beam type torque wrenches
- Torque multiplier
- Torque screwdrivers
- Torque angle gauge



Satin finish scale reduces glare for easier reading.

BEAM TYPE TORQUE WRENCH

Palm-fit handle on the foot/pound version localizes force for better accuracy.

Ball type handle (not shown) on the inch/pound version localizes force for better accuracy.

Extruded anodized aluminum body

+/- 6% on readings between 20% and 100%

6% calibration

Micrometer type adjustment

TORQUE SCREWDRIVER

Rubber dust seal at neck keeps dirt out of inner mechanism.

Accurate in the clockwise direction to +/- 3% in the upper 80% of the range (2953 +/- 4%).

Micrometer locking ring maintains setting during operation.

MICROMETER TORQUE WRENCH

(Standard micrometer torque wrench shown)

45 tooth ratchet design yields 8° ratchet arc for work in tight places.

Chrome finish for long lasting corrosion resistance.

Pliable, elastomer handle grip provides superior comfort and a high resistance to oil and grease.

All torque tools are proudly made in the U.S.A. and feature a limited warranty.



MICROMETER TORQUE WRENCHES

Item Number	Drive Size (Inch)	English		Metric		Overall Length	Weight (lbs)
		Scale	Increments	Range	Increments		
3261	1/4	5-50 In Lb	1 In Lb	8.00	.75
3262	1/4	30-200 In Lb	1 In Lb	9.50	.75
2951	3/8	10-100 Ft Lb	.5 Ft Lb	16.9-138.9 Nm	.7 Nm	17.10	2.00
3263	3/8	50-250 In Lb	1 In Lb	9.50	.75
3264	3/8	100-1000 In Lb	5 In Lb	14.1-115.83 Nm	.6 Nm	17.10	2.05
3265	1/2	10-150 Ft Lb	1 Ft Lb	20.3-210.1 Nm	1.4 Nm	20.50	2.50
2952	1/2	25-250 Ft Lb	1 Ft Lb	43.4-348.4 Nm	1.38 Nm	20.30	2.50
2953	3/4	100-600 Ft Lb	2.5 Ft Lb	153-830 Nm	3.4 Nm	40.00	10.50

ANSI Spec. B107.14M



MICROMETER FLEX TORQUE WRENCHES

Item Number	Drive Size (Inch)	English		Metric		Overall Length	Weight (lbs)
		Scale	Increments	Range	Increments		
2954	3/8	5-75 Ft Lb	.5 Ft Lb	10.2-105.1 Nm	.7 Nm	17.1	2.2
3266	1/2	25-250 Ft Lb	1 Ft Lb	43.4-348.4 Nm	1.4 Nm	20.3	2.7

ANSI Spec. B107.14M

Designed for tough tire shop environments. Tough rubber cover on the head, lock ring and handle provides a cushioning effect to help reduce operator fatigue and tool damage.




TORQUE-RITE TORQUE WRENCHES

Item Number	Drive Size (Inch)	English		Metric		Overall Length	Weight (lbs)
		Scale	Increments	Range	Increments		
3498	1/2	30-100 Ft Lb	1 Ft Lb	47.45-345.68 Nm	3.36 Nm	22"	3

ANSI Spec. B107.14M

K-D® TORQUE TOOLS



BEAM TORQUE WRENCHES

Item Number	Drive Size (Inch)	English		Metric		Overall Length	Weight (lbs)
		Scale	Increments	Range	Increments		
2955	1/4	0-60 In Lb	2.5 In Lb	0-7 Nm	.25 Nm	11.00	.5
2956	3/8	0-600 In Lb	50 In Lb	0-68 Nm	11.3 Nm	16.00	1.0
2957	1/2	0-150 Ft Lb	5 Ft Lb	0-190 Nm	27 Nm	20.00	2.5

Fed. Std. GGG-W-686 ANSI Spec. B107.14M



Ruggedly constructed for precision torquing and tough nut braking jobs from 200 Ft Lb to 2000 Ft Lb (272 Nm to 2720 Nm). Effective multiplication 10:1 +/- 4%. All gears and shafts in the precision low-stress, timed gear train are needle bearing mounted for accuracy and long life. Use with standard torque wrench. Serviceable product.

TORQUE MULTIPLIER

Item Number	Input Drive	Output Drive	Gear Ratio	Multiplier			Overall Length	Reaction Bar Length	Weight (lbs)
				Body Length	Body Width	Body Depth			
2561	1/2" sq	1" sq	10:1	11.50	6.00	6.00	32.50	24.00	25.25



TORQUE SCREWDRIVERS

Item Number	Description	Drive Size	English		Metric		Weight (lbs)
			Scale	Graduation	Range	Graduation	
3416	Pre-Set	1/4"	6-36 In Lb8
3417*	Adjustable	1/4"	2-100 In Oz	28
3418*	Adjustable	1/4"	2-36 In Lb	0.58

ANSI/ASME B107.14M

*Includes Plastic Carrying Case

1/4" Drive Female Hex Adapter Included

TORQUE ANGLE GAUGE Item Number: 3336



Use this mechanical gauge with a 1/2" drive tool to install various engineering fasteners that require a specified angle application after a pre-torque load has been applied. Calibrated in 5-degree increments, with a rotating pointer, 1/2" male and female square drive and an adjustable holding rod to hold the gauge in position during use. Packaged in a convenient storage pouch.

Caution: Wear eye protection. Do not use with power tools. For intended use only.

K-D[®] SPECIALTY TOOLS



K-D® SPECIALTY TOOLS

■ IN THIS SECTION:

Our line of K-D® brand specialty tools includes a broad selection of products for use in a variety of industrial applications. Product categories are listed in the following order:

- Engine tools
- Suspension and drivetrain tools
- Ignition and electrical tools
- Brake and wheel tools
- Cooling and exhaust tools
- Specialty tools
- Feeler gauges
- Pullers
- K-D® hand tools

Swivel handle allows easier access to hard-to-reach oil filters.

Zinc-plated yoke and blackened band for resistance to rust and corrosion.

Unique yoke and link assembly allows for a better grip without crushing the filter.

SWIVOIL™ FILTER WRENCHES



PULLER

Rugged, heavy-duty pullers designed for a variety of difficult pulling applications.

A variety of quality K-D tools have been chosen as part of our product offering through the Allen catalog. For a complete selection of K-D products available, please refer to the K-D catalog.

K-D Specialty Tools are proudly made in the U.S.A. and feature a lifetime warranty, limited to the repair or replacement of all non-serviceable products found to be defective in materials or workmanship.

A. FORD DIESEL FAN CLUTCH WRENCH
Item Number: 3473

Use in conjunction with the NEW Universal Pulley Holder #3471 to remove and replace thermostatic fan assemblies on Ford trucks with 6.9L, 7.3L and 7.3L DIT diesel engines.
Caution: Wear safety goggles.

B. MECHANIC'S STETHOSCOPE
Item Number: 835

Locates source of engine noise quickly. Listen for trouble by tracing sound of flowing water, oil, gas, or steam. Identify piston slap, worn gears, faulty valves, water pump failure, damaged gaskets and defective bearings. Handle is shock-resistant. Disassembles for storage. Extension probe included.
Caution: Keep away from moving/rotating and electrical components.

C. UNIVERSAL PULLEY HOLDER
Item Number: 3471

A great time saver, this unique tool is designed to trap and hold bolt-on pulleys by the mounting bolts on most applications. When used in conjunction with fan clutch wrenches it is especially useful for removing and replacing thermostatic fan assemblies while eliminating the need for various-sized holding wrenches. Applications include: Ford trucks with 2.8L, 2.9L, 3.0L, 4.0L, 4.9L and 5.0L engines; Dodge trucks with 3.9L, 5.2L, 5.9L, 8.0L and V10 engines; GM trucks with 4.3L, 5.0L and 5.7L engines and Jeeps with 5.2L engines.
Caution: Wear safety goggles.

D. 3 PC. FAN CLUTCH WRENCH KIT
Item Number: 3472

Includes the NEW Universal Pulley Holder #3471 plus KD fan clutch wrenches #3422 and 3136-76. Use to remove and replace thermostatic fan assemblies while eliminating the need for various-sized holding wrenches. Applications are same as those for Universal Pulley Holder #3471.
Caution: Wear safety goggles.

E. COMPRESSION TESTER
Item Number: 2428

Checks cylinder compression from 0 to 300 psi (0-21 Kg/cm²). Adapters fit 14mm and 18mm spark plug holes. Special air valve for easy resetting of gauge. 16" rubber hose. Serviceable product.

Replacement part available:
2428-75 Gauge





A. ENGINE CYLINDER HONE
Item Number: 2833

Hone and remove glaze from engine cylinders from 2" to 7" (51mm to 177mm) in diameter. Adjust spring tension for positive cutting action. Set diameter with spread limiter. Includes medium, #240 grit stones. Caution: Wear safety goggles.

B. 14MM CYLINDER HEAD RETHREADER KIT
Item Number 2125

Repairs damaged 14mm spark plug threads. Open spark plug hole with reamer/tap. Screw insert onto spark plug. Use spark plug socket to install spark plug and insert. Remove spark plug and check that insert is properly seated. Set includes 1 each of 4 inserts (3/8", 7/16", 1/2", and 3/4" reach) and thread locking compound. Tap is designed for aluminum heads only.

Replacement part part available:
2123 14 mm Spark Plug Insert Reamer/Top Caution: Wear safety goggles.

C. 14MM AND 18MM SPARK PLUG OPENING THREAD CHASER
Item Number: 730

Cleans and restores 14mm and 18mm spark plug threads. Drive with 13/16" socket. Rubber ring eliminates slipping. Services most cars.

D. 14MM SPARK PLUG THREAD INSERTS

These inserts replace damaged 14mm spark plug threads on aluminum head engines only. Use with 2123 reamer/tap to repair holes. Includes thread locking compound and one pair of inserts. Caution: Wear safety goggles.

Item No.	Description	Item No.	Description
2126	3/8" long	2128	1/2" long
2127	7/16" long	2129	3/4" long

E. 14MM SPARK PLUG RETHREADER
Item Number 3379

Use to clean and restore the threads on 14mm spark plug holes prior to installing the spark plug. Tool features extra-long neck to access to recessed spark plug cavities. Groove and O-ring hold tool in socket. Use with 3/8" drive tool or 5/8" socket. Caution: Wear safety goggles.

F. UNIVERSAL VACUUM PVS, TVS VALVE AND OXYGEN SENSOR SOCKET
Item Number: 3259

Specially designed socket for removal and replacement of vacuum switches with a 7/8" hex currently found on Ford, GM, Chrysler, and some imported vehicles. Tool can also be used to remove and replace some oxygen sensors. Use with 1/2" square drive tool or 7/8" wrench.

Caution: Wear safety goggles. Do not use with engine running. Do not use with power tools. For intended use only.

**G. UNIVERSAL OVERHEAD VALVE
SPRING COMPRESSOR**
Item Number: 2078

Removes valve springs on most cars with overhead valves without removing cylinder head. Offset jaws grip valve spring in parallel compression. Tool maintains constant length as spring is compressed. Use with 901 or 2992 air hold fittings to keep valves in place.

*See caution note below.

H. VALVE SPRING COMPRESSOR
Item Number: 3087


Compresses valve springs on most overhead valve engines including GM, Ford, Chrysler, Nissan, and Toyota. Jaws adjust to fit over spring retaining washer. Adjustable handle allows easy clearance in tight areas. GM adapter included. Use 3269 fulcrum rail if overhead cam is not available. Use with 901 or 2992 air hold fittings to keep valves in place.

*See caution note below.

I. AIR HOLD FITTING SET
Item Number: 901

Use to apply air pressure to keep valve closed while replacing valve spring. 14mm and 18mm adapters threaded for 1/4" NPT. Remove spark plug and screw air hold into port. Fasten air hose to fitting and apply pressure. Use with 912, 915, 2078, 3087, or 3271 valve spring compressors.

*See caution note below.



*Caution: Wear safety goggles. Vehicle must be placed in park/neutral before applying air pressure, otherwise vehicle may move. Keep hands clear of fan, belts, and pulleys since slight crankshaft rotation will occur.

**A. 14MM/18MM AIR HOLD EXTENSION HOSE**
Item Number: 2992

14" long hose incorporates special 14mm and 18mm stepped fitting with "O"-ring seals for universal fit and 1/4" NPT fitting for easy connection to air lines. Use with 912, 915, 2078, 2400, 3087, and 3271 valve spring compressors. Long hose ideal for reaching deep set spark plug holes.

Caution: Wear safety goggles. Vehicle must be placed in park/neutral before applying air pressure, otherwise vehicle may move. Keep hands clear of fan, belts, and pulleys since slight crankshaft rotation will occur.

B. HEAVY-DUTY HYDRAULIC VALVE TAPPET REMOVER
Item Number: 2079

Remove most stuck hydraulic valve tappets with this slide hammer type tool. Spread jaws to clamp recessed area of tappet. Use slide hammer to remove. Adapters convert tool to a puller for baked-in valve tappets. Turn adjusting nut with 5/8" wrench. Serviceable product.

Replacement part available:
2079-82 Head Assembly

C. QUICKIE HYDRAULIC TAPPET REMOVER
Item Number: 2114

Removes valve tappets which are not stuck or baked-in. Tool can be used with most manifolds in place. Place jaws into groove on inside of tappet. Squeeze knob and T-handle and pull to remove. Patented.

D. FUEL PUMP VACUUM AND PRESSURE TESTER
Item Number: 2521

Tests for fuel line pressure and vacuum leaks. Check for leaky valves, timing, fuel pump vacuum and pressure, and gas line leakage. Easy-to-read gauge with 3' hose and vacuum hose adapter fitting. Gauge measures vacuum from 0 to 28" Hg in 1" increments (0 to 700mm Hg in 50mm increments). Measures pressure from 0 to 15 psi in 1/2 psi increments (0-1 Kg/cm² in .1 Kg/cm² increments).

Caution: Not for use on fuel injected vehicles.

E. CARBURETOR AND DISTRIBUTOR ADJUSTING TOOL
Item Number: 2539

Adjust carburetor mixture and idle speed with screwdriver bit. Hooded end keeps screwdriver from slipping. Use 1/8" hex bit for Delco-Remy external distributor adjustments. Fits GM V-6 and V-8 window-type distributors up to 1974. Non-kink flexible shaft lets you reach around obstructions.

F. GM CARBURETOR ADJUSTING TOOL
Item Number: 2776

Easily adjusts General Motors C-4 carburetor idle mixture screws. Flexible shaft lets you reach hard-to-get-at screws. Reversible bit fits Double D and hex head screws.

G. FORD AIR CONDITIONING AND FUEL LINE SPRING LOCK COUPLING TOOL
Item Number: 3290


Most Ford and Chrysler LH series vehicles are equipped with spring lock couplings on fuel and air conditioning lines. Necessary tool releases locking mechanism on all 4 sizes: A (3/4"), B (5/8"), C (1/2") and D (3/8").

Caution: Wear safety goggles. For intended use only. Do not use with engine running. Release system pressure before disconnecting coupling.

H. FUEL LINE QUICK DISCONNECT TOOL
Item Number: 3321

Releases the fuel line locking mechanism on 1989 and newer GM vehicles, 1990 and newer Ford vehicles and some 1990 and newer Mazda vehicles.

Caution: Relieve system pressure before using. Wear eye protection. For intended use only.



FILTER WRENCHES



A. SWIVOIL™ FILTER WRENCHES

Made of high-quality steel, with zinc-plated yoke and blackened band for resistance to rust and corrosion. The plastisol dipped handle will not slide off in use. Even hard-to-reach oil filters will come off easily with this swivel-handle oil filter wrench. The unique yoke and link assembly allows a good grip, but will not crush the filter. The swivel tension is adjusted easily, using the nut and bolt on the handle.

Item No.	Description
3082	Range: 3 1/2" to 3 7/8" (88.9mm to 98.4mm)
3083	Range: 2 7/8" to 3 1/4" (73mm to 82.5mm)
3324	Range: 2 1/2" to 3" (63.5mm to 76mm)

B. UNIVERSAL OIL FILTER WRENCH Item Number: 190

Removes oil filters 3 7/16" to 3 3/4" (87mm to 95mm) in diameter. Positive grip lets you exceed normal torque requirements. Band will not puncture or crush filter.

C. OIL FILTER WRENCH Item Number: 191

Removes oil filters 3 1/16" to 3 7/16" (78mm to 87mm) in diameter. Positive grip lets you exceed normal torque requirements. Band will not puncture or crush filter.

D. OIL FILTER WRENCH Item Number: 2159

Removes oil filters 2 51/64" to 3 7/64" (71mm to 79mm) in diameter. Positive grip lets you exceed normal torque requirements. Band will not puncture or crush filter.

E. TRUCK AND TRACTOR OIL FILTER WRENCH Item Number: 2010

Removes oil filters 4" to 4 3/8" (102mm to 111mm) in diameter. Positive grip lets you exceed normal torque requirements. Fits filters found on various tractors and trucks. Band will not crush filters.

F. ADJUSTABLE OIL FILTER WRENCH
Item Number: 2187

3-position wrench removes oil filters from 2 3/4" to 3 3/4" (70mm to 95mm) in diameter. Wide range of sizes makes this wrench nearly universal.

G. ADJUSTABLE OIL FILTER WRENCH
Item Number: 2394

3-position wrench removes oil filters from 3 1/16" to 3 3/4" (78mm to 95mm) in diameter. Designed to fit many popular makes and models of cars. Plastic hand grip prevents slipping.

H. UNIVERSAL 3-JAW OIL FILTER WRENCH
Item Number: 3288

3-jaw design tightens around filter securely as wrench is turned. Removes all passenger car and light-duty truck spin-on-type filters from 2 1/2" to 3 3/4". Use with 3/8" square drive tool.
Caution: Do not use with power tools.

I. CHAIN WRENCH
Item Number: 2595

Wraps around any shape item from 5/8" to 5" (16mm to 127mm) in diameter to apply torque. Turn with 1/2" square drive tools.
Caution: Do not use with power tools.



FILTER WRENCHES

A



A. SQUARE DRIVE OIL FILTER WRENCH
Item Number: 2029

Removes oil filters from 3 7/16" to 3 3/4" (87mm to 95mm) in diameter. Use in place of 190 in hard-to-reach areas. Turn filter with 3/8" square drive tools. Band will not crush filter.
Caution: Do not use with power tools.

B



B. SQUARE DRIVE OIL FILTER WRENCH
Item Number: 2380

Removes oil filters from 2 13/16" to 3 1/16" (71mm to 79mm) in diameter. Use in place of 2159 in hard-to-reach areas. Turn with 3/8" square drive tools.
Caution: Do not use with power tools.

C



C. HEAVY-DUTY OIL FILTER WRENCH

Use to remove truck oil filters. Wrenches fit most Mack truck filters. 2320 fits Ford 6.9L diesel oil and fuel filters. Designed for high torque requirements of truck filters. Use with 1/2" square drive tools.
Caution: Do not use with power tools.

Item No.	Description
2320	4 1/8" to 4 21/32" (105mm to 118mm) in diameter
2321	4 21/32" to 5 5/32" (118mm to 130mm) in diameter
2322	5 5/32" to 5 21/32" (130mm to 143mm) in diameter

D. 3" END CAP OIL FILTER WRENCH
Item Number: 2790

Specially designed end cap wrench removes and installs hard-to-reach 3" (76mm) oil filters with 15 flute end. Wrench fits various flute designs found on AC/Delco, Fram, Wix, STP, NAPA, Sears, Gard, Montgomery Ward, VW, Motorcraft, and other filters. Use with 3/8" square drive tools or 1" wrench. Durable steel wrench is zinc-plated to resist rust. Be sure fluted end of filter matches wrench. Caution: Do not use with power tools.

E. 3 3/4" END CAP OIL FILTER WRENCH
Item Number: 2991

Removes and installs 3 3/4" (95mm) diameter filters. Designed for use with 3/8" square drive tools or 1" wrench. Wrench is zinc-plated to resist rust. Be sure fluted end of filter matches wrench. Caution: Do not use with power tools.


F. NYLON STRAP OIL FILTER WRENCH
Item Number: 3149

Use on oil filters up to 6" (152mm) capacity. Strong nylon belt will not slip. Use with 1/2" square drive tools. Caution: Do not use with power tools.

G. OIL FILTER WRENCH PLIERS

Use to remove especially stubborn, "on-tight" oil filters. Unique, dual-handle, plier styling allows better leverage to bear down harder. Platisol-coated handles provide firm grip. Forged for superior strength. Caution: Wear eye protection.

Item No.	Description
3368	2 15/16" to 3 5/8"
3369	2 3/4" to 3 1/8"





A. FRONT SHOCK ABSORBER TOOL
Item Number: 2819

Removes and installs front shocks on most American cars. Also fits some AMC rear shocks. Reaches recessed mounting bolts with 3" long, 9/16" and 15mm double-ended hex socket. Holds shock with oval-slotted socket and handle.

B. BALL JOINT SEPARATOR
Item Number: 2287

Separates ball joints from steering knuckles. Insert 15/16" opening between parts and strike with hammer. Forged to withstand hard usage. Overall length 12".

Caution: Wear eye protection.

C. TIE ROD SEPARATOR
Item Number: 2288

Powerful tool for separating tie-rods. Insert 21/32" opening between parts and strike with hammer to separate. Forged to withstand hard usage. Overall length is 12".

Caution: Wear safety goggles. For intended use only.

D. PITMAN ARM PULLER
Item Number: 2289

Removes full size Pitman arms. Mount jaws over Pitman arm and turn center screw with wrench until tight. Strike center screw with hammer to release Pitman arm. No other tools needed. Drop forged and heat treated steel yoke.

Caution: Wear safety goggles. Do not use with power tools.

E. FLANGE TYPE AXLE PULLER
Item Number: 2300

Pulls rear axle on American made cars and 1/2 ton trucks with flange type axle. Yoke fits axles with 4, 5, or 6 studs in circle from 4 1/2" to 5 1/2" in diameter. 5 lb. slide hammer makes removal easy. Slide hammer and yoke are 5/8"-18 UNF thread.

Replacement parts available:

- 2300-71 Yoke (standard)
- 2300-73 Hammer (5 lb.)
- 2300-75 Yoke (compacts)

F. SEAL PULLER
Item Number: 3245

Use tool to remove oil and grease seals on automobiles and light trucks. Puller has two tip sizes for most applications. Insert tip behind seal and use leverage to remove.

Caution: Wear safety glasses. Do not use as a striking tool. For intended use only.

G. TRANSMISSION STOP-OFF TOOL
Item Number: 2547

Eliminates the need to drain transmission fluid when making repairs or replacing drive shaft U-joints. Tool plugs transmission drive shaft opening reducing transmission fluid waste. Fits most domestic rear wheel drive cars. Patented.

H. BUSHING REMOVER AND INSTALLER SETS

Remove and insert bushings such as those in cars, trucks, buses, tractors, construction and off-road equipment. Size is stamped on each bushing adapter. Select proper size adapter and drive bushing into place.


Item No.	Description
31420	24-Piece Set. Sizes range from 3/8" to 1 1/4".
31430	9-Piece Set. Sizes range from 1 5/16" to 1 3/4". (See price list for replacement parts.)

Caution: Wear safety goggles.

I. TRANSMISSION SEAL REMOVERS AND INSTALLERS
Item Number: 2393

Removes and installs transmission shift selector shaft seals without draining fluid. Screw cone shaped threads into seal and tighten remover screw to pull worn seals. Place installer over new seal and selector shaft and tap with hammer to install. Designed for use on GM transmissions.



**A. SPARK PLUG TERMINAL PLIERS**
Item Number: 135

Safely removes spark plug cables. Pliers prevent damage to cables. Handles and jaws are coated with heavy-duty plastic for sure grip.

B. IGNITION FILE
Item Number: 2153

Files ignition points and other small objects. Thin blade with fine grid on both sides is ideal for removing carbon from points.

C. DISTRIBUTOR CLAMP WRENCH
Item Number: 104

Reach around obstructions to turn distributor lock nut with this double-ended wrench. Fits 1/2" and 9/16" lock nuts. Use adapter to join wrenches together or attach to 3/8" ratchet or extension.

Replacement part available:
104-73 Coupler

D. BATTERY NUT PLIERS
Item Number: 203

Easily loosen and tighten nuts on battery terminal clamps. Handles are offset for work in cramped areas. Serrated jaws designed for sure grip.

**E. BATTERY TERMINAL SPREADER
AND CLEANER**
Item Number: 204

Clean and spread battery cable terminals with this pliers type tool. Sharp teeth effectively clean corrosion from clamp. Squeeze handle to spread clamp.

F. BATTERY CARRYING STRAP
Item Number: 205

Carry top terminal batteries with this strong plastic strap. Ends marked and sized to accurately fit positive and negative terminals. Strap not harmed by battery acid. Strap is 14" long.

G. BATTERY BRUSH
Item Number: 201


Removes corrosion and dirt from battery terminals and cable clamps. High impact plastic case will not corrode or soften in cleaning solutions. External brush for cable clamps. Internal brush for terminal posts.

H. BATTERY BRUSH
Item Number: 206

Removes corrosion and dirt from battery terminals and cable clamps. Rugged steel case has long life. External brush for cable clamps. Internal brush for terminal posts.

I. BATTERY TERMINAL PULLER
Item Number: 202

Use to remove battery terminal clamp without damage to battery post. Will work even on corroded spring type clamps. Loosen clamp bolt. Place jaws under each side of battery cable clamp. Tighten center screw until clamp is free.





A. HIGH-LOW VOLTAGE TESTER
Item Number: 126

Checks 6 and 12 volt circuits for voltage and spark plug for spark. Ground clip and touch probe to point being tested. Tester bulb will light if voltage is present. Screw probe into opposite end of handle to use as a spark tester.

Replacement parts available:
126-75 GE 1449 Bulb
126-76 Probe
126-78 Neon Bulb

B. LOW VOLTAGE CIRCUIT TESTER
Item Number: 129

Tests for voltage in 6 and 12 volt systems. Ground clip and touch probe to point being tested. Tester bulb will light if power is present.

Replacement parts available:
126-75 GE 1449 Bulb
126-76 Probe
129-72 Plug

C. PULLEY REMOVER AND INSTALLER SET
Item Number: 2897

Removes and installs pressed-on alternator and power steering pump pulleys on most domestic cars, light-duty trucks and some heavy-duty trucks with belt driven pulleys. Comes complete with adapters for the new GM 3.1L and the GM Quad 4's unique style pulleys, as well as the Ford 4.6L engine metric requirements. Reversible split jaws provide for easy access to pulley flange. Durable blow molded box for convenient storage.

D. ELECTRICAL PLIERS, STRIPPERS, AND CUTTER
Item Number: 2154

Strips, cuts, and twists wire. Crimps solderless terminals. Strips wire gauges 10, 12, 14, 16, 18, and 20 AWG (.05mm, .80mm, 1.0mm, 1.3mm, 1.6mm, 2.0mm, and 2.6mm). Cuts copper wire. Serrated needle-nose pliers pull, loop, and twist wire. Comfortable plastic coated grips.

E. ELECTRICAL WIRE STRIPPER AND CRIMPER
Item Number: 2162

All-purpose electrical tool includes pliers nose, crimper, wire cutter, stripper, and bolt cutter. Features comfortable cushion grip handles. Pliers nose has serrated jaw to pull, loop, and twist wire. Crimper works on 7mm and 8mm non-insulated terminals and electrical 22-20 to 20-10 insulated terminals. Wire cutters and strippers at front of tool strip wire sizes 22-20 to 22-10. Bolt cutter cuts bolt sizes 4-40, 5-40, 6-32, 8-32, 10-32, and 10-24.

F. BENDIX DRUM BRAKE SPRING TOOL
Item Number: 280


Removes and installs return spring on Bendix drum brakes. Place socket end over spring anchor and twist to remove. Hook notched end through spring and over the post, lift to install.

G. BRAKE SHOE RETAINING SPRING TOOL
Item Number: 285

Removes and installs retaining springs 11/16" to 7/8" in diameter. Special socket grips retaining washer. Push and turn to remove or install.

H. BRAKE SHOE RETAINING SPRING TOOL FOR COMPACTS
Item Number: 2773

Removes and installs retaining springs 5/8" to 11/16" in diameter on small car drum brakes. Small socket fits into tight places. Special socket grips retainer washer. Push and turn to remove or install.





A. UNIVERSAL BRAKE SHOE RETAINING SPRING TOOL
Item Number: 2774

Double-ended tool removes and installs small and large car drum brake retaining springs. Fits sizes 5/8" to 11/16" and 11/16" to 7/8" in diameter. Special sockets grip retaining washers. Push and turn to remove or install.

B. BRAKE SPRING PLIERS
Item Number: 298

Removes and installs shoe return springs on most drum brakes. Socket end removes spring from anchor stud. Notched end installs spring on anchor. Pliers remove and install the return spring to outside of brake shoe.

C. DRUM BRAKE ADJUSTING TOOLS

Adjusts clearance between brake drum and brake shoe. Fits through slot in backing plate and turns star wheel.

Item No.	Description
282	Truck Drum Brake Adjusting Tool—Designed to clear axle housing to reach slot in top of backing plate on some trucks.
287	Straight Drum Brake Adjusting Tool—Heads fit many drum brakes.
295	Offset Drum Brake Adjusting Tool—Heads are offset for hard-to-reach areas on small cars.

D. DISC BRAKE PISTON TOOL
Item Number: 3163

Designed to rotate the parking brake activated piston back into the caliper cylinder when replacing worn pads on vehicles equipped with four wheel disc brakes. This tool will function on most domestic and import vehicles.

Caution: Wear eye protection. Do not use with power tools.

E. GM-FORD DISC BRAKE PISTON TOOL
Item Number: 3355

Tool rotates the piston back on GM and Ford vehicles equipped with rear wheel disc brakes. Fits GM vehicles with 2-1/8" and 1-7/8" pistons and Ford vehicles 1987 to current with rear disc brakes. Use in conjunction with a 3/8" square drive tool or the 3342 Disc Brake Adjusting Fixture.

Caution: Wear eye protection. For intended use only.


F. DISC BRAKE LINING WEAR GAUGE
Item Number: 2116

Measures brake lining remaining on bonded pads in fractions from 1/16" to 5/8" in 1/32" graduations. Check without removing caliper. Patented.

G. DISC BREAK PAD SPREADER
Item Number: 3376

Pushes the caliper piston back on disc brakes that do not have the parking brake mechanism as part of the disc brake caliper.

Caution: Wear eye protection. For intended use only.





A. BRAKE BLEEDER TANK
Item Number: 2222

Fills and pressurizes standard and power brake systems. A diaphragm separates air and fluid. Pressure relief valve prevents damage to the tank and brake systems by preventing excess air pressure. Features a quick disconnect coupler and shut-off valve. Use shut-off valve as a source for brake fluid when topping off master cylinders with brake bleeder adapter attached. 7-quart capacity. 10 1/2" hose. Adapters available for many cars. Serviceable product. Caution: For use with DOT 2, 3, 4, and 5 brake fluids only. Not for use with any other brake/hydraulic fluid.

Replacement parts available:
2222-73 Pressure Gauge
2222-75 Bleeder Hose
2222-76 Quick Disconnect

B. BRAKE LINING GAUGE
Item Number: 2324

Measures brake lining from 0 to 1/2" in 1/64" graduations. Place gauge over brake shoe to take reading.

C. TIRE TREAD AND BRAKE LINING GAUGE
Item Number: 2326

Measures the amount of lining remaining on riveted drum shoes and disc brake pads. Measures tire tread depth up to 9/16" in graduations of 1/64".
Patent #3,670,419.

D. BRAKE RESET GAUGE
Item Number: 3377

Use to set the proper clearance between brake and lining drum prior to assembly. The inside calipers measure drum diameters and the outside calipers transfer measurement to brake shoes. The knurled knob locks tool at measurement. Measures 6 1/2" to 14 1/4" in diameter.

E. BRAKE BLEEDER ADAPTER
Item Number: 3294

Pressurizes large brake master cylinder reservoirs up to 4 1/8" x 8 3/8" found on trucks, buses and some passenger cars. Use with 2222 or 2901 brake bleeder tanks. Caution: Wear eye protection. For intended use only.

F. DUAL BRAKE BLEEDER ADAPTER
Item Number: 2216

Use with 2222 or 2901 brake bleeder tanks to pressurize brake systems on cars 1967 to present with master cylinder reservoirs up to 3 3/16" x 6 3/16". Ideal for large master cylinders used on disc brake models. Gasket prevents leakage.

Replacement parts available:
2417-75 Chain
2417-76 Hook Assembly

G. BRAKE BLEEDER ADAPTER
Item Number: 2417

Use with 2222 or 2901 brake bleeder tanks to pressurize brake systems on cars and trucks with large dual master cylinders up to 3 1/4" x 8 3/8". Gasket prevents leakage.

Replacement parts available:
2417-75 Chain
2417-76 Hook Assembly

H. UNIVERSAL BRAKE BLEEDER ADAPTER
Item Number: 3297

Pressurizes plastic reservoir brake systems on most late model domestic and import vehicles, and light duty trucks with single fill caps. Kit includes: cover plate, clamp assembly, and two different size cones for complete coverage ranging from 9/16" to 2 3/4" in diameter. Use with 2222 or 2901 brake bleeder tanks. Caution: Wear eye protection. For intended use only.


I. BRAKE BLEEDER ADAPTER
Item Number: 3353

Pressurizes plastic reservoir master cylinders on late model GM and Chrysler vehicles. Will also work on newer "two stepped" master cylinders and GM light trucks. Allows vertical and horizontal adjustments for proper fit. Includes all necessary mounting hardware. Caution: Wear eye protection. For intended use only. Protect painted surfaces.

Replacement parts available:
2417-75 Chain
2417-76 Hook Assembly

J. DUAL BRAKE BLEEDER "T" ADAPTER
Item Number: 3354

Use to connect two K-D 3297 Brake Bleeder Adapters together when bleeding dual round-top reservoirs. Features quick disconnect fittings for fast set-up. Caution: Wear eye protection. For intended use only.





A. TIRE PRESSURE GAUGE
Item Number: 2421

Measures air pressure in tires from 20 to 120 psi (160 to 880 KPa). Easy to read scale. Includes pocket clip.

B. HAND BEARING PACKER
Item Number: 2775

Self-contained bearing packer saves time and can be used anywhere. No air line or grease gun required. Packs 50 to 60 bearings without refilling. Transparent, impact resistant cup allows grease level check. Use on all cage type roller and ball bearings up to 2" bore.

C. AXLE NUT SOCKETS

Use on front wheel drive axle nuts. Extra deep to fit over spindle shaft. Black impact grade material. Use with 1/2" square drive tool.

Item No.	Description
3161	GM 30mm Deep 1/2" Drive Socket
3162	GM 36mm Deep 1/2" Drive Socket
3270	Honda and Chrysler 32mm Deep 1/2" Drive Socket
3449	GM 34mm Deep 1/2" Drive Socket

D. FORD SPINDLE NUT SOCKET

Item Number: 3195

Removes Ford hi-shear ratcheting axle nut on popular Ford F250/350 series trucks. Special features include: a centering "snout" to help locate the special axle nut, and uniquely designed lugs for maximum strength. Use on rear axles of 1985 and newer two wheel drive F250/350 Ford trucks. Use with 1/2" square drive tool.
Caution: Wear safety goggles. Do not use with power tools.

E. FOUR WHEEL DRIVE SPINDLE NUT WRENCH

Item Number: 2467

Removes spindle nuts on half ton four wheel drive vehicles. Uniquely designed lugs for maximum strength. Fits spindle nut on: Chevy, GMC 1/2-Ton, Blazer, Bronco, Bronco II, Ranger, Ford 1/2-Ton and 3/4-Ton, spline type hub, IHC 1100 series, Dodge 1/2-Ton. Use with 1/2" square drive tool.
Caution: Wear safety goggles. Do not use with power tools.

F. FOUR WHEEL DRIVE SPINDLE NUT WRENCH

Item Number: 2770

Six-lug wrench removes spindle nuts on four wheel drive vehicles. Fits Ford 3/4-Ton 1978 and on, and GM 3/4-Ton and 1-Ton 1973 and on. Uniquely designed lugs for maximum strength. Use with 1/2" square drive tool.
Caution: Wear safety goggles. Do not use with power tools.

G. FOUR WHEEL DRIVE SPINDLE NUT WRENCH

Item Number: 3246


Removes spindle nuts on the following: Ford F250 heavy duty axles, 1985 to current model, F350 heavy duty axle 4x4, 1985 to current model and 1987 Chevy 30 series along with DANA 501FS and model 60 monobeam axles. Uniquely designed lugs for maximum strength. Use with 1/2" square drive tool.
Caution: Wear safety goggles. Do not use with power tools.

H. TRUCK SPINDLE NUT WRENCHES

Remove 6 PT and 8 PT spindle nuts on trucks. Turn with 3/4" square drive tool.

Item No.	Description	Item No.	Description
2430	2 3/32" Hex	2444	3" Hex
2431	2 1/4" Hex	2445	3" Octagon
2432	2 3/8" Hex	2448	3 1/4" Hex
2434	2 3/8" Rounded Hex (Dana)	2449	3 1/4" Octagon
2435	2 1/2" Hex	2451	3 1/2" Hex
2436	2 9/16" Rounded Hex (Dana)	2453	3 3/4" Octagon
2437	2 9/16" Hex	2455	3 13/16" Octagon
2438	2 9/16" Octagon	2456	3 7/8" Hex
2439	2 5/8" Hex	2457	3 7/8" Octagon
2440	2 3/4" Hex	2458	4" Hex
2441	2 3/4" Octagon	2459	4 1/8" Hex
2442	2 7/8" Hex		

Caution: Wear safety glasses. Do not use with power tools.





A. CV JOINT BOOT CLAMP PLIERS
Item Number: 424

Hose clamp installer for easy installation of Perma-Quick type hose clamps on fuel filters, water pumps, other cooling system hoses, and CV joint boot clamps. Will work on late model GM "Super Boot". Jaws crimp the clamp.

B. FLAT BAND HOSE CLAMP PLIERS
Item Number: 3252

Pliers remove and install flat band clamps that are used on various hose assemblies found on domestic and import cars and light duty trucks.

Caution: Wear safety goggles.

C. HOSE CLAMP PLIERS
Item Number: 429

Pliers latch in position to securely hold Corbin clamp when expanded. Makes removing and installing ring type clamps easy. Slotted jaws swivel to grip at any angle. Clamps not included.

D. HOSE PINCH-OFF PLIERS
Item Number: 145

Eliminates need to drain system when servicing cooling system. Pliers squeeze hoses shut. Jaws swivel for parallel clamping. Automatic locking ratchet. Can be used to pinch off some emission system hoses.

Note: Do not use on wire reinforced hose.

E. QUICK SAW
Item Number: 21046

Saw features a sturdy, screwdriver-type handle for a sure grip. Comes with 2 reciprocating saw blades; design allows for the use of any standard reciprocating saw blade. Packaged in a durable vinyl pouch.

Caution: Wear safety goggles.

F. EXHAUST AND TAILPIPE CUTTER
Item Number: 2031

Cuts pipes 3/4" to 3" (19mm to 76mm) in diameter. 15 blades effectively cut pipe so only 1 turn is needed for complete cut. Works in hard-to-reach areas. Cushion grips for comfort. Keep well oiled. Will not cut double-wall pipe. Patented. Serviceable product.

Caution: Wear safety goggles.

Replacement part available:
2031-82 Cutter Chain Assembly

G. TELESCOPING MIRROR
Item Number: 2109

Inspects hidden areas. 2 1/4" diameter mirror swivels to almost any position. Closed length 10", extends to 14". Comfortable vinyl grip.

**H. 1 1/4" ROUND MAGNIFYING MIRROR WITH
POCKET CLIP AND TELESCOPING HANDLE**
Item Number: 2840

Perfect for inspecting hidden areas. The mirror swivels to almost any position and telescopes up to 17" in overall length.

**I. TELESCOPING MAGNETIC RETRIEVING
TOOL**
Item Number: 2281

Extends from 16 3/4" to 26 3/4" to pick up hard-to-reach ferrous metal parts and tools. Rotate magnet to any position. Comfortable vinyl grip.

J. FLEXIBLE RETRIEVING TOOLS
Item Number: 2391

Retrieve small objects from hard-to-reach places. Push button to open claws. Release to grab. 23" long flexible shaft.





A. 3 PC. HEAVY DUTY HOOK AND PICK SET
Item Number: 3476

This 3 pc. set includes NEW KD part numbers #3470, #3474 and #3475. The tools included are ideal for use anywhere a hook/removal tool, spring removal tool or a sharp punch is required. All three tools feature corrosion-resistant zinc plating and high-visibility handles.
Caution: Wear safety goggles.

Replacement parts available:
3470 Heavy-Duty Hook and Cotter Pin Puller
3474 Heavy-Duty Spring Hook Tool
3475 Heavy-Duty Scratch Awl

B. HOOK AND PICK SET
Item Number: 3121

5-piece Hook and Pick Set includes 5" aluminum handle, knurled for a sure grip. Set also includes four heat-treated, high-carbon steel picks: "O"-ring pick, 90 degree, straight and hook. Picks are used to pull "O"-rings, seals, cotter pins, and brushes more quickly and easily.

C. GASKET SCRAPER
Item Number: 485

Scrapes surfaces clean for installing new gaskets. Use before installing water pump, thermostat, cylinder head, crankcase and timing chain cover gaskets. Forged steel for rugged service. Comfort grip handle. Overall length 10 1/2", 1" blade.

D. ALL-PURPOSE SCRAPER AND STICKER REMOVER
Item Number: 2106

Removes inspection stickers, dealer price labels, and paint from glass. Locks into three operating positions to reach hard-to-get-at slanting windshields. Cutting edge folds into handle for safe storage. Uses single edge razor blades.
Caution: Not for use on plastic coated windshields.

Replacement parts available:
2106-75 Replacement Blades (pkg. of 5)

E. TUBING BENDER
Item Number: 2189

Bends 3/16", 1/4", 5/16", and 3/8" copper and steel tubing. Makes tight bends without collapsing tubing. Roller adapters included for each tubing size. Place tubing between adapter and studs. Squeeze handles to bend.

F. 4" BRASS POCKET SLIDE CALIPER
Item Number: 2527

Checks inside and outside measurements in 1/32" and 1mm increments. Graduations permanently etched on surface.

G. DOUBLE FLARING TOOL SET
Item Number: 2199

Precisely flares tubing to .040 wall thickness to SAE 45° flares. The hardened bar assembly clamps five tubing sizes: 3/16", 1/4", 5/16", 3/8", and 1/2". Includes corresponding adapters for forming double flares. Packaged in a sturdy case with full instructions. Not for use on stainless steel tubing.

Replacement parts available:
2190-78 Double Flare Nut Adapter Kit, 4 pc.
Includes 3/16", 1/4", 5/16", 3/8".
2199-85 1/2" Flaring Tool Adapter

H. MINI TUBING CUTTER
Item Number: 2107

Cuts tubing from 1/8" to 5/8" in diameter. Two rollers provide burr-free cut. Cuts thin wall steel, plastic, copper, and brass tubing. Small size fits into tight areas.

I. UNIVERSAL NUT CRACKER
Item Number: 715


Splits most stubborn nuts 7/16" (11mm) through 3/4" (19mm) across the flats. Works in channels not accessible to other tools. Parallel action of pusher cracks nuts without damaging bolt threads. Chisel rotates 360° to line up parallel to bolt. Tighten screw until nut splits. Rugged drop forged frame. 6 3/4" long. Do not use on heat treated nuts. Serviceable product.
Caution: Wear safety goggles.

Replacement parts available:
715-72 Screw
715-73 Steel Ball
715-74 Chisel
715-75 Plunger

J. STUD EXTRACTOR
Item Number: 1708

Removes 1/4" (6mm) to 3/4" (19mm) studs. Cam wheel grips within 9/32" of flat surface to hold stud. Drive socket will not bind.





A. SAE IMPACT DRIVER SET
Item Number: 1140

Frees frozen bolts and screws. Twist tool in direction of rotation and hold while striking with hammer to loosen screws and bolts. Reverse action to tighten bolts. Standard 3/8" square drive. Four bits included with set: No. 2 Phillips, No. 3 Phillips, 5/16" Slotted and 9/32" Slotted. Includes 3/8" square drive to 5/16" hex adapter for bits. Replacement bits available individually. Serviceable product. Replacement bits available:
 412402 - No. 2 Phillips Bit 412403 - No. 3 Phillips Bit
 412406 - 9/32" Slotted Bit 412410 - 5/16" Slotted Bit
 Caution: Wear safety goggles.

B. SLOTTED SCREW STARTER
Item Number: 2282

Holds screw securely for hard-to-reach areas. Twist bit to hold screw for easy starting. Strong magnet on opposite end picks up dropped parts. Includes pocket clip. 5 5/8" long.

C. PHILLIPS SCREW STARTER
Item Number: 2283

Twist bit to firmly hold Phillips screws for easy starting. Reaches hard-to-get-at areas. Strong magnet on opposite end retrieves dropped parts. Includes pocket clip. Length 5 5/8".

D. SCREW EXTRACTOR KIT
Item Number: 720

Removes screws, broken studs, set screws, pipe and Alemite fittings. Drill hole in screw. Place extractor into hole. Tap lightly with hammer. Turn counterclockwise with tap wrench to remove screw. Features undercut flutes for more positive grip.
 Caution: Wear safety goggles.

Includes the following screw extractors (available individually):

Extractor No.	Screw Size	Drill Size	Min. Depth Hole	Pipe Size
1109	1/4", 5/16"	1/8"	3/8"	-
1110	3/8"	3/16"	1/2"	-
1111	7/16"	15/64"	1/2"	1/8"
1112	1/2", 9/16"	5/16"	1/2"	1/4"
1113	5/8"	3/8"	5/8"	3/8"

E. SPIRAL SCREW EXTRACTOR KIT
Item Number: 2419

Removes screws, broken studs, set screws, pipe and Alemite fittings. Drill hole into screw. Place extractor in hole. Tap lightly with hammer. Turn counterclockwise with tap wrench to remove. Spiral blades grip screw. Extractors fit the following:

Extractor No.	Screw, Bolt or Stud Size	Drill Size
2419-71	No. 12 to 5/16"	7/64"
2419-72	5/16" to 7/16"	5/32"
2419-73	7/16" to 9/16"	1/4"
2419-74	9/16" to 3/4"	17/64"

F. FEELER GAUGE
Item Number: 162

Measures clearances .002" to .025" (.051mm to .635mm). Includes 2 1/2" rule. 15 blade sizes:

Inches	mm	Inches	mm	Inches	mm
.002	.051	.008	.203	.016	.406
.003	.076	.011	.279	.018	.457
.004	.102	.012	.305	.020	.508
.005	.127	.013	.330	.022	.599
.006	.152	.014	.356	.025	.635

G. DELUXE FEELER GAUGE
Item Number: 161

Measures clearances from .0015" to .035" (.038mm to .889mm). Also includes one .010" brass blade for use with electronic ignitions. 32 blade sizes.

Inches	mm	Inches	mm	Inches	mm
.0015	.038	.010 Brass	.254	.021	.533
.002	.051	.011	.279	.022	.559
.0025	.063	.012	.305	.023	.584
.003	.076	.013	.330	.024	.610
.004	.102	.014	.356	.025	.635
.005	.127	.015	.381	.026	.660
.006	.152	.016	.406	.028	.711
.007	.178	.017	.432	.030	.762
.008	.203	.018	.457	.032	.813
.009	.229	.019	.483	.035	.889
.010	.254	.020	.508		

H. MINI FEELER GAUGE
Item Number: 2062

Measures clearances from .010" to .035" (.254mm to .889mm). Gauge is 1/4" wide x 1 3/4" long. 16 blade sizes:

Inches	mm	Inches	mm	Inches	mm
.010	.254	.019	.483	.028	.711
.012	.305	.020	.508	.030	.762
.015	.381	.022	.559	.032	.813
.016	.406	.024	.610	.035	.889
.017	.432	.025	.635		
.018	.457	.026	.660		


I. METRIC FEELER GAUGE
Item Number: 2274

Measures clearances .04mm to 1.00mm. 25 blades. Blade sizes: .04, .05, .06, .07, .08, .09, .10, .15, .20, .25, .30, .35, .40, .45, .50, .55, .60, .65, .70, .75, .80, .85, .90, .95, 1.00


J. VALVE TAPPET FEELER GAUGE
Item Number: 163

Measures clearance to .001". 11 blade sizes:

Inches	mm	Inches	mm	Inches	mm
.008	.203	.014	.356	.019	.483
.010	.254	.015	.381	.020	.508
.012	.305	.016	.406	.026	.660
.013	.330	.018	.457		



FEELER GAUGES



A. NON-MAGNETIC FEELER GAUGE Item Number: 2223

Measures clearance in electronic ignition systems where non-magnetic blades are required. Hard brass will not become magnetized. Six blade sizes:

Inches	mm	Inches	mm	Inches	mm
.006	.152	.010	.254	.014	.356
.008	.203	.012	.305	.016	.406

B. GO-NO-GO FEELER GAUGE Item Number: 2424

Check clearance measurements with a .002" range. Stepped blades quickly indicate if clearance falls within specified range. 22 etched blades cover complete range of sizes from .004" to .027" (.10mm to .69mm).

C. SPARK PLUG GAP AND FEELER GAUGE SET Item Number: 164

Measures spark plug and other ignition clearances from .010" to .045" (.254mm to 1.143mm). Six wire gauges check spark plug gap. Twelve straight blades check other clearances. Double-ended electrode tool for easy adjustments.

Wire gauge sizes:

Inches	mm	Inches	mm	Inches	mm
.025	.635	.034	.864	.040	1.016
.030	.762	.035	.889	.045	1.143

12 blade sizes:

Inches	mm	Inches	mm	Inches	mm
.010	.254	.017	.432	.022	.559
.012	.305	.018	.457	.024	.610
.015	.381	.019	.483	.025	.635
.016	.406	.020	.508	.026	.660

D. SPARK PLUG GAP WIRE GAUGE Item Number: 166

Measures spark plug electrode gap from .025" to .045" (.64mm to 1.14mm). Includes two electrode adjusting tools.

Wire gauge sizes:

Inches	mm	Inches	mm	Inches	mm
.025	.64	.034	.86	.040	1.02
.030	.76	.035	.89	.045	1.14

E. SPARK PLUG GAP GAUGE Item Number: 2327

Measures spark plug electrode gap on wide gap plugs from .040" to .080" (1.02mm to 2.03mm). Includes two electrode adjusting tools.

Gauge sizes:

Inches	mm	Inches	mm	Inches	mm
.040	1.02	.045	1.14	.060	1.52
.044	1.12	.050	1.27	.080	2.03

F. SPLIT BEARING ATTACHMENTS

Designed for the removal of bearings, thin-faced gears and cone-shaped gears. Beveled edge allows insertion behind pulleys, gears, or bearings where space limits use of a standard puller jaw. Use to grip part to be pulled. Then pull with gear puller.

Item No.	Min. Reach	Max. Reach
2263	0	2 1/4"
2264	0	4 1/4"
2265	1/2"	8 5/8"

(see price list for replacement parts)

**G. SLIDE HAMMER PULLER SET
Item Number: 2256**

Slide Hammer Puller Set for outside and inside pulling of gears, bearings, pinions, grease retainers, oil seals, bearing out races, and many other jobs. Use as two-jaw or three-jaw puller. Reversing the cone and jaws adjusts the tool for inside pulling. Comes with a 2 1/2 pound hammer. Slide hammer has 5/8"-18 UNF thread.

	Outside	Inside
Capacity with 2-Jaws	1" to 4 1/2"	1 1/4" to 3 3/8"
Capacity with 3 Jaws	1 1/2" to 4 1/2"	1 5/16" to 4 3/4"

Replacement parts available:
 2256-72 Puller Arm
 2256-73 Two Way Puller Head
 2256-74 Three Way Puller Head
 2256-75 Adjusting Cone
 2256-76 Nut and Screw Package
 2300-73 Hammer (5 lb.)

**H. HEAVY DUTY UNIVERSAL WHEEL
HUB PULLER
Item Number: 2251**

Use to pull wheel hubs where bolt circle does not exceed 7 1/2". Quickly adjusts to fit any hub, regardless of the number of wheel studs.

Replacement part available:
 2251-74 Striking Wrench

**I. COMBINATION 2-AND 3-JAW
ADJUSTABLE GEAR PULLERS**

Heavy duty two or three-jaw adjustable pullers designed for your toughest pulling jobs. Uses special 2-3 way yoke. Jaws reverse for inside and outside pulling. The triple-jaw design provides a positive three-point grip on the part to be pulled. The three-position jaws provide added versatility and extended reach. All parts are heat treated for durability.

Item No.	Jaw Position	Max. Spread	Max. Reach	Center Capacity Tons	Screw Size
2260	3	17"	15"	13x	13/16" x 12"
2297	2	7"	5 1/2"	5	5/8" x 6 11/16"

(see price list for replacement parts)





A. COMBINATION 2- AND 3 - JAW REVERSIBLE GEAR PULLER

Jaws reverse for inside and outside pulling and also reverse end to end to use either style foot. Large spread and reach accommodate flywheels, pulleys, and gears. 3-point grip applies a parallel pull.

Item No.	Jaw Position	Max. Spread	Max. Reach	Center Capacity Tons	Screw Size
2295	1	6"	3 1/2"	4	5/8" x 6 11/16"

(see price list for replacement parts)

B. 2- JAW REVERSIBLE GEAR PULLERS

Jaws reverse for inside and outside pulling and also reverse end to end to use either style foot. Large spread and reach accommodate flywheels, pulleys, and gears. 2-point grip applies a parallel pull.

Item No.	Jaw Position	Max. Spread	Max. Reach	Center Capacity Tons	Screw Size
2294	1	6"	3 1/2"	5	5/8" x 6 11/16"
2298	1	8"	5 1/2"	5	11/16" x 9 1/8"

(see price list for replacement parts)

C. 2- JAW ADJUSTABLE GEAR PULLER

Rugged, heavy-duty pullers designed for the most difficult pulling applications. The two position jaws provide for added versatility along with extended reach capabilities. Jaws reverse for inside and outside pulling.

Item No.	Jaw Position	Max. Spread	Max. Reach	Center Capacity Tons	Screw Size
2292	2	4"	3 1/2"	3	3/8" x 4 3/4"
2296	2	7"	5 1/2"	5	5/8" x 6 11/16"

(see price list for replacement parts)

D. 3- JAW REVERSIBLE GEAR PULLER

Jaws reverse for inside and outside pulling and also reverse end to end to use either style foot. Large spread and reach accommodate flywheels, pulleys, and gears. 3-point grip applies a parallel pull.

Item No.	Jaw Position	Max. Spread	Max. Reach	Center Capacity Tons	Screw Size
2299	1	8"	5 1/2"	5	11/16" x 9 1/8"

(see price list for replacement parts)

E. INTERNAL SNAP RING PLIERS SET
Item Number: 445

Removes and installs internal snap rings. Fits internal snap rings 1/4" to 1 1/2" in diameter. Includes five pair of interchangeable points. Point sizes: .039" diameter, 15° angle; .048" diameter, 15° angle; .074" diameter, 15° angle; .039" diameter, 45° angle; .047" diameter, 90° angle. Use 447 and 448 point sets with these pliers. Use 5/64" hex key when replacing points.
Caution: Wear Safety goggles.

Replacement part available:
1445-75 Clamps and Screws

F. EXTERNAL SNAP RING PLIERS SET
Item Number: 446

Removes and installs external snap rings. Fits external snap rings 1/8" to 1 1/2" in diameter. Includes five pair of interchangeable points. Point sizes: .039" diameter, 15° angle; .048" diameter, 15° angle; .074" diameter, 15° angle; .039" diameter, 45° angle; .047" diameter, 90° angle. Use 447 and 448 point sets with these pliers. Use 5/64" hex key when replacing points.
Caution: Wear safety goggles.

Replacement part available:
1445-75 Clamps and Screws

G. HEAVY DUTY INTERNAL SNAP RING PLIERS SET
Item Number: 455


Removes and installs heavy duty internal snap rings. Fits internal snap ring from 2 7/16" to 4 1/2" in diameter. Includes three pairs of interchangeable points. Point sizes: .108" diameter, 15° angle; .108" diameter, 45° angle; .123" diameter, 45° angle. Use 457 Heavy Duty point set with these pliers. Use a 3/32" hex key when replacing points.
Caution: Wear safety goggles.


Replacement part available:
1455-75 Clamps and Screws

H. HEAVY DUTY EXTERNAL SNAP RING PLIERS SET
Item Number: 456

Removes and installs heavy duty external snap rings. Fits external snap rings from 1 1/2" to 4 1/2" in diameter. Includes three pairs of interchangeable points. Point sizes: .108" diameter, 15° angle; .108" diameter, 45° angle; .123" diameter, 45° angle. Use 457 Heavy Duty point set with these pliers. Use a 3/32" hex key when replacing points.
Caution: Wear safety goggles.

Replacement part available:
1455-75 Clamps and Screws





A. HEAVY DUTY COMBINATION SNAP RING PLIERS
Item Number: 2012

Removes and installs heavy duty internal and external snap rings. Includes three pairs of interchangeable points. Point sizes: .108" diameter, 15° angle; .108" diameter, 45° angle; .123" diameter, 45° angle. Points lock securely into jaws. Screw type design maintains jaw position during use. Fits internal snap rings 2 7/16" to 4 1/2" in diameter. Fits external snap rings 1 1/2" to 4 1/2" in diameter. Caution: Wear safety goggles.

Replacement part available:
1455-75 Clamps and Screws

B. COMBINATION SNAP RING PLIERS
Item Number: 2011

Removes and installs internal and external snap rings. Includes five pairs of interchangeable points. Point sizes: .039" diameter, 15° angle; .047" diameter, 15° angle; .074" diameter, 15° angle; .039" diameter, 45° angle; .047" diameter, 90° angle. Points lock securely into jaws. Screw type design maintains jaw position during use. Fits internal snap rings 1/4" to 1 1/2" in diameter. Fits external snap rings 1/8" to 1 1/2" in diameter. Caution: Wear safety goggles.

Replacement part available:
1455-75 Clamps and Screws

C. SMALL AND LARGE CONVERTIBLE INTERNAL AND EXTERNAL SNAP RING PLIERS (small pliers shown)

Use on small internal and external snap rings where space is limited. Includes five pair of color-coded tips in sizes .023 straight, .036, .047 straight and 90°. Use on external ring sizes 1/8" through 1" (3.2mm–25.4mm) Use on internal ring sizes 1/4" through 1" (6.4mm –25.4mm). Caution: Wear safety goggles.

Item No.	Description	Item No.	Description
3150	Small	3151	Large

Replacement parts available:
3150-77 Replacement Point Kit-2 each of 5 different sizes.
2 pc. .023 Straight; 2 pc. .047 Straight; 2 pc. .047 90 degree;
2 pc. .036 Straight; 2 pc. .036 90 degree
3151-77 Replacement Point Kit-2 each of 5 different sizes.
2 pc. .070 Straight; 2 pc. .047 Straight; 2 pc. .047 90 degree;
2 pc. .036 Straight; 2 pc. .036 90 degree

D. EXTRA LARGE CONVERTIBLE INTERNAL EXTERNAL SNAP RING PLIERS
Item Number: 3152

For use on large internal and external snap rings including automatic transmissions. Features "ratchet lock" to hold snap ring in desired position. Includes six pair of color-coded alloy steel tips in sizes .090, .108, .120 bent 15 degrees and 90 degrees. Use on external ring sizes 1 1/2 through 4" (38.1mm through 101.6mm) Use on internal ring sizes 1 13/16" through 4" (46mm through 101.6mm). Caution: Wear safety goggles.

Replacement part available:
3152-77 Replacement Point Kit-2 ea. of 6 different sizes.
2 pc. .090 15 degree; 2 pc. .090 90 degree; 2 pc. .108 15 degree; 2 pc. .108 90 degree; 2 pc. .120 15 degree; 2 pc. .120 90 degree

E. SNAP RING ASSORTMENT

Item Number: 2550

Includes a starter assortment of 107 different size internal and external snap rings in a molded plastic case. Actual size silhouette chart in lid makes identification easy. Overall case size is 18" x 13" x 2 1/2". Ideal assortment to keep on hand. Refills available.

Caution: Wear safety goggles.

F. LOCK RING PLIERS

Item Number: 2534

Removes and installs snap rings without holes used on brakes, transmissions, pedal shafts, and clutch shafts. Scored jaws hold rings securely.

G. INTERCHANGEABLE POINTS SET

Includes nine pair of interchangeable points and two retaining screws for snap ring pliers 2011, 445, 446, 2395 and 2396. Use 5/64" hex key when replacing points.

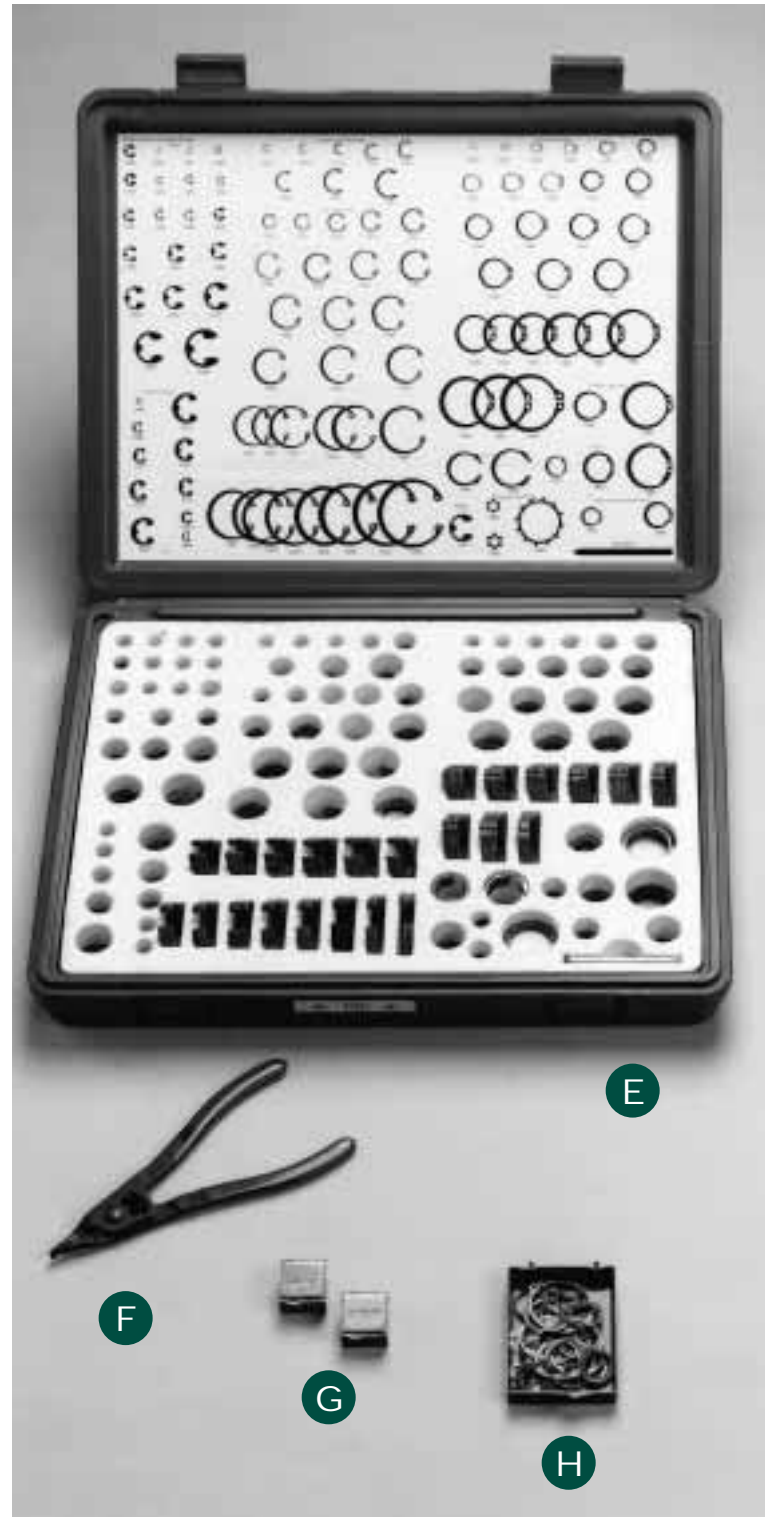
Caution: Wear Safety Goggles.

Item No. 447	Description	Item No. 448	Description
.039"	15°	.039"	15°
.047"	15°	.047"	15°
.074"	15°	.074"	15°
.039"	45°	.039"	45°
.047"	90°	.047"	45°
		.074"	45°
		.039"	90°
		.047"	90°
		.074"	90°

H. EMERGENCY SNAP RING ASSORTMENT

Item Number: 985

Includes the 52 most popular internal and external snap rings for emergency repairs on autos, industrial equipment, and home appliances. An actual size silhouette chart is packed with each set for easy identification of snap rings.





A. STAINLESS STEEL BRUSH
Item Number: 2309*

Brush has hand-tied stainless steel tufts for cleaning corrosion from parts without scratching. Brush size: 3/8" x 1 3/8". Handle length: 7".
Caution: Wear safety goggles.
*Made in Mexico

B. PARTS CLEANING BRUSH
Item Number: 242

Use to remove grease and dirt from equipment parts. Strong handle with durable polypropylene bristles will hold up under repeated use in cleaning solvents.
Caution: Wear safety goggles.

C. CURVED HANDLE WIRE SCRATCH BRUSH
Item Number: 2310*

Cleans carbon, dirt and paint from metal and other surfaces. Overall length is approximately 14". Bristle area is 3 x 19 rows, 1 1/8" trim and 6" long. Wooden handle.
Caution: Wear safety goggles.
*Made in Mexico

D. SHOE HANDLE WIRE SCRATCH BRUSH
Item Number: 2311*

Cleans dirt, carbon and rust from metal and other surfaces. Bristles are densely packed over 5 1/4". Overall length approximately 10". Bristle area is 4 x 16 rows, 1 1/8" trim. Hardwood handle.
Caution: Wear safety goggles.
*Made in Mexico

E. 1" KNOT-TYPE WIRE END BRUSH
Item Number: 2312

Removes rust, carbon and paint from metal and other surfaces. Designed for heavy duty use. Industrial tempered straight twisted wire, .020". Use with electric drills, pneumatic tools or flexible shaft equipment.
Caution: Wear safety goggles.

Face Diameter	Shank Diameter	Max Safe Free Speed
1"	1/4"	20,000 RPM

F. 1" CRIMPED WIRE END BRUSH
Item Number: 2313

Removes dirt, rust, and paint from metal and other surfaces. Designed for general purpose cleaning. .020 industrial crimped wire. Use in electric drill, pneumatic tools, or flexible shaft equipment. Caution: Wear safety goggles.

Face Diameter	Shank Diameter	Max Safe Free Speed
1"	1/4"	20,000 RPM

G. 2 1/2" WIRE CUP BRUSH
Item Number: 2314

Removes light scale, rust and paint from surfaces. Designed for light duty use. .014 high carbon steel wire. Use in electric drill and flexible shaft equipment. Caution: Wear safety goggles.


Face Diameter	Shank Diameter	Max Safe Free Speed
2 1/2"	1/4"	5,000 RPM

H. SUPER HEAVY-DUTY CUP BRUSH
Item Number: 1745

Use with power tool to remove weld flash, rust, scale and other imperfections. Great rigidity is developed from the exclusive method of tufting - each tuft of wire supports the others and thus reduces vibration. Threaded arbor hole fits directly on spindle. Caution: Wear safety goggles.

Face Diameter	Face Width	Arbor Hole	Max Safe Free Speed
6"	1 3/4"	5/8-11 UNC	6,000 RPM





A. WIRE WHEEL ADAPTERS

Replacement adapters for adjusting 2" inside diameter wire wheels to fit specific arbor size.

Item No.	Arbor Size
1733	1/2"
1734	3/4"
1735	5/8"

B. HEAVY-DUTY WIRE WHEELS

Use with portable tools and bench grinders to remove carbon, paint, rust, and scale. Also for roughing up tires and tubes prior to vulcanizing. Made from tough, wear-resistant wire, encased between two steel plates for an even brushing surface. Adapter furnished with each brush for arbor hole sizes listed. Additional adapters available. Caution: Wear safety goggles.

Item No.	Face Diameter	Face Width	Arbor Hole	Max Safe Free Speed
1741	6"	1 1/8"	1/2"	6,000 RPM
1742	6"	7/16"	1/2, 5/8"	3,750 RPM
1743	7"	1 1/2"	5/8"	6,000 RPM
1744	8"	1 1/2"	5/8"	4,500 RPM

C. SUPER HEAVY-DUTY KNOT TYPE WIRE WHEELS

Use with stationary or portable equipment for severe cleaning or buffing. Removes welding flash from bodies; cleans surface roughness, rust, scale, and performs other heavy-duty cleaning operations. Constructed with strong, cable-like design. Wires support one another.

Caution: Wear safety goggles.

Item No.	Face Diameter	Face Width	Arbor Hole	Max Safe Free Speed
1737	6"	1"	1/2", 5/8"	9,000 RPM
1738	8"	1"	5/8"	8,500 RPM

D. SUPER BRUSH
Item Number: 3134

Use with electric drill for removing rust, dirt and other foreign material on automotive rims. Can also be used for light scale and rust removal during body repair work. Unique style brush is more aggressive and will not give or fray like typical brushes. Super Brush will last up to four times longer. Provides the stiffness to clean unwanted material from tight areas and creases where normal brushes will mushroom and prevent proper cleaning. Brush face is 3" in diameter and is 1/4" thick, with a 1/4" shank.

Caution: Wear safety goggles.

Allen Item Number	Page	Allen Item Number	Page	Allen Item Number	Page	Allen Item Number	Page	Allen Item Number	Page	Allen Item Number	Page
104	148	2187	143	2455	157	10021	27	11066	36	11912	33
104-73	148	2189	160	2456	157	10022	27	11159	36	11912B	34
126	150	2199	161	2457	157	10023	27	11160	36	11913	32
126-75	150	2190-78	161	2458	157	10024	27	11161	36	11914	34
126-76	150	2199-85	161	2459	157	10025	27	11162	36	11915	33
126-78	150	2216	155	2467	157	10026	27	11163	36	11916	33
129	150	2222	154	2521	141	10027	27	11164	36	11917	33
129-72	150	2222-73	154	2527	160	10028	27	11165	36	11918	33
135	148	2222-75	154	2534	169	10029	27	11166	36	11919	33
145	158	2222-76	154	2539	141	10030	27	11167	36	11920	33
161	163	2223	164	2547	147	10052	28	11168	36	11920B	33
162	163	2251	165	2550	169	10053	28	11169	36	11921	34
163	163	2251-74	165	2561	134	10054	28	11206	36	11922	32
164	164	2256	165	2595	143	10055	28	11208	36	11923	32
166	164	2256-72	165	2770	157	10056	28	11209	36	11925	34
190	142	2256-73	165	2773	151	10057	28	11210	36	11926	33
191	142	2256-74	165	2774	152	10058	28	11211	36	11927	34
201	149	2256-75	165	2775	156	10059	28	11212	36	11930	34
202	149	2256-76	165	2776	141	10060	28	11213	36	12028	55
203	148	2259	165	2790	145	10102	27	11214	36	12029	55
204	149	2263	165	2819	146	10104	27	11215	36	12030	55
205	149	2264	165	2833	138	10106	27	11216	36	12031	55
206	149	2265	165	2840	159	10107	27	11258	37	12032	55
242	170	2274	163	2897	150	10108	27	11259	37	12033	55
280	151	2281	159	2951	133	10109	27	11260	37	12034	55
282	152	2282	162	2952	133	10110	27	11261	37	12035	55
285	151	2283	162	2953	133	10111	27	11262	37	12036	55
287	152	2287	146	2954	133	10112	27	11263	37	12037	55
295	152	2288	146	2955	134	10113	27	11264	37	12038	55
298	152	2289	146	2956	134	10152	28	11265	37	12039	55
424	158	2292	166	2957	134	10154	28	11266	37	12040	55
429	158	2294	166	2991	145	10156	28	11309	36	12042	55
445	167	2295	166	2992	140	10157	28	11310	36	12060	56
446	167	2296	166	3082	142	10158	28	11311	36	12061	56
447	169	2297	166	3083	142	10159	28	11312	36	12062	56
448	169	2298	166	3087	139	10160	28	11313	36	12063	56
455	167	2299	166	3121	160	10161	28	11314	36	12064	56
456	167	2300	146	3134	172	10162	28	11315	36	12065	56
485	160	2300-71	146	3149	145	10163	28	11316	36	12066	56
715	161	2300-73	146	3150	168	10164	28	11317	36	12067	56
715-72	161	2300-75	146	3150-77	168	10202	27	11318	36	12068	56
715-73	161	2309	170	3151	168	10203	27	11319	36	12069	56
715-74	161	2310	170	3151-77	168	10204	27	11321	36	12070	56
715-75	161	2311	170	3152	168	10205	27	11359	37	12106	35
720	162	2312	170	3152-77	168	10206	27	11360	37	12107	35
730	138	2313	171	3161	156	10207	27	11361	37	12108	35
835	137	2314	171	3162	156	10208	27	11362	37	12109	35
901	139	2320	144	3163	153	10209	27	11363	37	12110	35
985	169	2321	144	3195	157	10210	27	11364	37	12111	35
1140	162	2322	144	3245	147	10900	25	11365	37	12112	35
1445-75	167	2324	154	3246	157	10901	25	11366	37	12113	35
1455-75	167	2326	154	3452	158	10902	26	11367	37	12114	35
1708	161	2327	164	3259	138	10904	25	11368	37	12115	35
1733	172	2380	144	3261	133	10905	26	11369	37	12116	35
1734	172	2391	159	3262	133	10906	25	11412	38	12117	35
1735	172	2393	157	3263	133	10907	25	11415	38	12118	35
1737	172	2394	143	3264	133	10908	25	11508	37	12119	35
1738	172	2417	155	3265	133	10909	25	11509	37	12120	35
1739	172	2417-75	155	3266	133	10910	26	11510	37	12121	35
1741	172	2417-76	155	3270	156	10911	26	11511	37	12122	35
1742	172	2419	162	3288	143	10912	26	11512	37	12208	56
1743	172	2419-71	162	3294	155	10913	26	11513	37	12209	56
1744	172	2419-72	162	3297	155	10914	26	11514	37	12210	56
1745	171	2419-73	162	3321	141	10915	26	11560	37	12211	56
2010	142	2419-74	162	3324	142	10916	25	11561	37	12212	56
2011	168	2421	156	3336	134	10920	25	11562	37	12213	56
2012	168	2424	164	3353	155	10925	26	11563	37	12214	56
2029	144	2428	137	3354	155	10930	26	11564	37	12215	56
2031	158	2428-75	137	3355	153	10940	26	11565	37	12216	56
2031-82	158	2430	157	3368	145	11004	35	11566	37	12217	56
2062	163	2431	157	3369	145	11006	35	11567	37	12218	56
2078	139	2432	157	3376	153	11008	35	11568	37	12219	56
2079	140	2434	157	3377	154	11009	35	11569	37	12220	56
2079-82	140	2435	157	3416	134	11010	35	11900	32	12222	56
2106	160	2436	157	3417	134	11011	35	11901	32	12226	56
2106-75	160	2437	157	3418	134	11012	35	11901B	32	12260	57
2107	161	2438	157	3449	156	11013	35	11902	33	12261	57
2109	159	2439	157	3470	160	11014	35	11904	32	12262	57
2114	140	2440	157	3470	160	11015	35	11905	33	12263	57
2116	153	2441	157	3471	137	11058	36	11905B	34	12264	57
2125	138	2442	157	3472	137	11059	36	11906	32	12265	57
2126	138	2444	157	3473	137	11060	36	11907	32	12266	57
2127	138	2445	157	3474	160	11061	36	11908	32	12267	57
2153	148	2448	157	3475	160	11062	36	11909	34	12268	57
2154	150	2449	157	3476	160	11063	36	11910	33	12269	57
2159	142	2451	157	3490	141	11064	36	11910B	34	12270	57
2162	150	2453	157	3498	133	11065	36	11911	34	12309	56

PRODUCT INDEX

Allen Item Number	Page	Allen Item Number	Page	Allen Item Number	Page	Allen Item Number	Page	Allen Item Number	Page	Allen Item Number	Page
12310	56	14232	69	19506	62	20210	73	20328B	74	20934	79
12311	56	14234	69	19507	62	20210B	74	20329	73	21001	76
12312	56	14236	69	19508	63	20211	73	20329B	74	21004	76
12313	56	14237	69	19509	67	20211B	74	20330	73	21004B	77
12314	56	14238	69	19510	67	20212	73	20330B	74	21005	76
12315	56	14240	69	19511	52	20212B	74	20332	73	21008	76
12316	56	14242	69	19603	13	20213	73	20332B	74	21008B	77
12317	56	14243	69	19607	21	20213B	74	20413	75	21009	76
12318	56	14244	69	19608	21	20214	73	20414	75	21010	76
12319	56	14246	69	19609	21	20214B	74	20415	75	21010B	77
12320	56	14249	69	19610	21	20215	73	20416	75	21011	76
12321	56	14250	69	19611	21	20215B	74	20417	75	21012	76
12322	56	14251	69	19612	21	20216	73	20418	75	21012B	77
12323	56	14800	67	19613	18	20216B	74	20419	75	21013	76
12324	56	14806	67	19614	18	20217	73	20420	75	21013B	77
12325	56	14812	68	19615	17	20217B	74	20421	75	21014	76
12326	56	14817	68	19616	17	20218	73	20422	75	21014B	77
12327	56	14820	68	19617	18	20218B	74	20423	75	21015	76
12328	56	14827	68	19618	18	20219	73	20424	75	21016	76
12330	56	19001	30	19619	17	20219B	74	20425	75	21017	76
12332	56	19007	31	19620	17	20220	73	20426	75	21017B	77
12336	56	19009	30	19621	16	20220B	74	20427	75	21019	76
12412	57	19011	29	19622	16	20222	73	20428	75	21019B	77
12415	57	19013	31	19623	16	20222B	74	20429	75	21022	76
12800	52	19014	31	19624	16	20223	73	20430	75	21022B	77
12801	53	19015	29	19625	15	20223B	74	20431	75	21046	158
12801B	53	19016	30	19626	15	20224	73	20432	75	21106	76
12802	53	19017	31	19627	15	20224B	74	20433	75	21107	76
12803	54	19018	31	19628	15	20225	73	20434	75	21110	76
12804	53	19019	30	19629	14	20225B	74	20435	75	21112	76
12805	54	19020	30	19630	14	20226	73	20436	75	21113	76
12805B	54	19111	45	19631	14	20226B	74	20470	75	21116	76
12806	53	19113	48	19632	14	20228	73	20471	75	21117	76
12807	52	19114	48	19633	12	20229	73	20472	75	21118	76
12808	53	19115	50	19634	12	20230	73	20473	75	21120	76
12809	53	19116	45	19635	11	20231	73	20474	75	21121	76
12810	54	19117	47	19636	11	20232	73	20475	75	21209	80, 81
12810B	54	19118	47	19637	20	20234	73	20476	75	21210	80
12811	53	19119	49	19638	20	20235	73	20477	75	21211	80, 81
12812	54	19120	49	19639	19	20236	73	20478	75	21212	80, 81
12812B	54	19121	50	19640	19	20237	73	20479	75	21213	80, 81
12813	53	19122	50	19641	20	20238	73	20480	75	21214	80, 81
12814	54	19123	46	19642	20	20239	73	20481	75	21215	80
12820	54	19125	43	19700	124	20240	73	20482	75	21216	80, 81
12820B	54	19126	49	19701	128	20307	73	20483	75	21218	80, 81
12821	54	19127	50	19702	128	20307B	74	20484	75	21219	80, 81
12825	54	19128	46	19705	125	20308	73	20485	75	21220	80, 81
12827	55	19129	49	19710	126	20308B	74	20550	81	21221	80, 81
12828	55	19130	50	19714	127	20309	73	20552	81	21222	80
12830	55	19131	46	19715	126	20309B	74	20553	81	21223	80
13202	65	19132	47	19716	127	20310	73	20554	81	21224	80
13203	65	19134	48	19718	126	20310B	74	20555	81	21225	80, 81
13204	65	19135	48	19720	127	20311	73	20556	81	21226	80, 81
13205	65	19136	46	19741	130	20311B	74	20557	81	21227	80, 81
13206	65	19137	47	19742	130	20312	73	20558	81	21228	80, 81
13207	65	19138	42	19743	129	20312B	74	20559	81	21229	80, 81
13208	65	19139	45	19744	129	20313	73	20564	81	21230	80, 81
13209	65	19140	48	19745	130	20313B	74	20565	81	21231	80, 81
13210	65	19142	44	19746	130	20314	73	20570	81	21232	80, 81
13211	65	19143	44	19747	129	20314B	74	20571	81	21233	80, 81
13212	65	19144	41	19748	130	20315	73	20572	81	21234	80, 81
13213	65	19209	59	19750	123	20315B	74	20573	81	21235	80, 81
13214	65	19210	59	19751	123	20316	73	20574	81	21236	80, 81
13215	65	19211	59	19752	123	20316B	74	20575	81	21237	80, 81
13216	65	19212	60	19753	123	20317	73	20576	81	21238	80, 81
13217	65	19213	60	19754	123	20317B	74	20577	81	21404	78
13218	65	19214	60	19755	123	20318	73	20578	81	21410	78
13220	65	19215	61	19756	123	20318B	74	20579	81	21412	78
13222	65	19216	61	19757	123	20319	73	20580	81	21414	78
13223	65	19217	59	19758	123	20319B	74	20911	79	21509	78
13224	65	19218	60	19759	123	20320	73	20912	79	21510	78
13240	65	19219	61	19760	123	20320B	74	20913	79	21511	78
13900	63	19220	60	19761	123	20321	73	20914	79	21513	78
13900B	63	19221	60	19763	123	20321B	74	20915	79	21515	78
13901	63	19222	40	19770	125	20322	73	20916	79	21516	78
13910	64	19230	45	19800	22	20322B	74	20917	79	21519	78
13912	64	19231	19	19803	20	20323	73	20918	79	21700	79
13914	64	19233	29	19804	22	20323B	74	20919	79	21750	80
13920	64	19300	66	19805	22	20324	73	20920	79	21751	80
13922	64	19301	67	20204	73	20324B	74	20922	79	21752	80
13927	64	19400	70	20204B	74	20325	73	20923	79	21753	80
13928	64	19500	52	20206	73	20325B	74	20925	79	21754	80
13929	64	19501	52	20206B	74	20326	73	20926	79	21755	80
14225	69	19502	52	20208	73	20326B	74	20928	79	21756	80
14226	69	19503	62	20208B	74	20327	73	20929	79	21757	80
14228	69	19504	62	20209	73	20327B	74	20931	79	21758	80
14231	69	19505	63	20209B	74	20328	73	20932	79	21759	80

Allen Item Number	Page	Allen Item Number	Page	Allen Item Number	Page	Allen Item Number	Page	Allen Item Number	Page	Allen Item Number	Page
21760	80	25661	118	30802	116	35016	58	36162	66	37319	70
21761	80	25662	118	30804	116	35017	58	36163	66	37320	70
21762	80	25663	118	30806	116	35018	58	36164	66	37322	70
21763	80	25664	118	30807	116	35019	58	36165	66	37323	70
22204	77	25665	118	30808	116	35020	58	36166	66	37324	70
22204B	78	25666	119	30809	116	35021	58	36167	66	37325	70
22208	77	25667	119	30810	116	35022	58	36168	66	37326	70
22208B	78	25668	119	30820	116	35058	58	36169	66	37328	70
22209	77	25669	119	30821	116	35059	58	36170	66	37329	70
22209B	78	25670	119	30833	115	35060	58	36171	66	37330	70
22210	77	25671	119	30834	115	35061	58	36172	66	37331	70
22210B	78	25672	119	30835	115	35062	58	36173	66	37332	70
22211	77	25673	119	30836	115	35063	58	36174	66	37333	70
22211B	78	25674	119	30837	115	35064	58	36175	66	37334	70
22212	77	25675	119	30838	115	35065	58	36176	66	37335	70
22212B	78	25676	121	30839	115	35066	58	36177	66	37336	70
22213	77	25677	120	30840	115	35067	58	36178	66	37337	70
22213B	78	25678	120	30841	115	35068	58	36179	66	37338	70
22214	77	25700	122	30842	115	35069	58	36180	66	37339	70
22214B	78	25701	122	30843	115	35070	58	36181	66	37340	70
22215	77	25702	122	30844	116	35072	58	36182	66	56004	96
22215B	78	25703	122	30845	116	35110	58	36184	66	56008	97
22217	77	25704	122	30846	116	35111	58	36207	64	56009	99
22217B	78	25705	122	30847	116	35112	58	36208	64	56011	96
22604	78	25706	122	30854	116	35113	58	36209	64	56013	98
22608	78	25707	122	30856	116	35114	58	36210	64	56014	98
22610	78	25708	122	30857	116	35115	58	36211	64	56015	96
22612	78	25709	122	30858	116	35116	58	36212	64	56018	98
22614	78	25710	122	30859	116	35117	58	36276	66	56026	97
22615	78	25711	122	30860	116	35118	58	36317	65	56028	97
24004	79	25712	122	30861	116	35119	58	36319	65	56030	96
24006	79	25713	122	31420	147	35120	58	36322	65	56032	96
24008	79	25714	122	31430	147	35121	58	36324	65	56034	100
24010	79	25715	122	34006	39	35122	58	36327	65	56036	97
24012	79	25716	122	34008	39	35124	58	36330	65	56038	97
24015	79	26104	79	34009	39	35127	58	36332	65	56044	108
24017	79	26106	79	34010	39	35128	58	36335	65	56046	108
24024	79	26108	79	34011	39	35161	58	36336	65	56048	108
25106	113	26110	79	34012	39	35162	58	36338	65	56050	108
25108	113	26112	79	34013	39	35163	58	36341	65	56052	108
25206	114	26115	79	34014	39	35164	58	36343	65	56054	108
25207	114	26118	79	34056	39	35165	58	37114	69	56056	108
25208	114	26124	79	34058	39	35166	58	37115	69	56058	108
25310	114	29010	82	34059	39	35167	58	37116	69	56060	108
25316	114	29010B	83	34060	39	35168	58	37117	69	56062	108
25404	114	29011	84	34061	39	35169	58	37118	69	56064	105
25406	114	29011B	85	34062	39	35170	58	37119	69	56066	94
25407	114	29012	85	34063	39	35171	58	37120	69	56067	94
25608	106	29013	85	34064	39	35172	58	37121	69	56070	94
25623	117	29014	86	34108	39	35174	58	37122	69	56072	94
25624	117	29014B	86	34109	39	35177	58	37123	69	56073	94
25625	117	29016	83	34110	39	35180	58	37124	69	56074	95
25626	117	29016B	83	34111	39	35182	58	37125	69	56076	94
25627	117	29017	84	34112	39	35186	58	37126	69	56077	95
25628	117	29017B	85	34113	39	35200	55	37127	69	56080	97
25629	117	29018	86	34114	39	35201	55	37128	69	56081	99
25630	121	29018B	87	34115	39	35202	55	37129	69	56083	98
25631	117	29020	82	34116	39	35203	55	37130	69	56085	99
25632	117	29022	87	34117	39	35206	55	37131	69	56093	105
25633	117	29023	87	34118	39	35207	55	37132	69	56100	96
25634	117	29024	82	34119	39	36107	65	37133	69	56108	97
25635	117	29025	87	34157	39	36109	65	37134	69	56110	100
25636	121	29029	87	34158	39	36111	65	37135	69	56112	107
25637	117	29100	89	34159	39	36113	65	37136	69	56114	94
25638	117	29101	89	34160	39	36114	65	37137	69	56115	94
25639	117	29102B	89	34161	39	36115	65	37138	69	56122	96
25640	117	29103	89	34162	39	36116	65	37139	69	56128	99
25641	117	29104	89	34163	39	36117	65	37140	69	56130	103
25642	117	29121	88	34164	39	36118	65	37141	69	56131	103
25643	117	29122	88	34165	39	36119	65	37142	69	56132	103
25644	117	29202	90	34166	39	36120	65	37143	69	56133	103
25645	117	29203	90	34167	39	36121	65	37144	69	56134	103
25646	117	29204	82	34168	39	36122	65	37145	69	56148	99
25647	117	29205	82	34169	39	36123	65	37146	69	56149	99
25648	117	29300	88	34203	35	36124	65	37147	69	56150	98
25649	118	29301	90	34205	35	36125	65	37148	69	56152	99
25650	118	29302	88	34206	35	36126	65	37149	69	56161	105
25651	118	29302B	88	34207	35	36139	65	37150	69	56163	105
25652	118	29303	84	34208	35	36140	65	37151	69	56164	105
25653	118	29304	84	35008	58	36141	65	37152	69	56191	102
25654	118	29305	86	35009	58	36142	65	37153	69	56192	102
25655	118	29306	86	35010	58	36143	65	37154	69	56194	102
25656	118	29307	83	35011	58	36144	65	37246	68	56199	102
25657	118	29308	84	35012	58	36145	65	37247	68	56255	105
25658	121	29310	90	35013	58	36146	65	37248	68	56256	105
25659	118	29311	90	35014	58	36160	66	37249	68	56257	105
25660	118	30800	115	35015	58	36161	66	37250	68	56258	105

PRODUCT INDEX

Allen Item Number	Page	Allen Item Number	Page	Allen Item Number	Page	Allen Item Number	Page	Allen Item Number	Page	Allen Item Number	Page
56259	105	57211	109	57671	103	58018	98	58408	107	59328	101
56260	105	57213	109	57672	103	58020	98	58410	107	59330	101
56261	105	57215	109	57673	103	58022	98	58412	107	59332	101
56262	105	57300	104	57674	103	58023	98	58414	107	59334	101
56310	97	57302	104	57675	103	58024	98	58416	107	59326	101
56314	94	57304	104	57676	103	58026	98	58418	107	59328	101
56316	94	57306	104	57677	103	58028	98	58672	38	59330	101
56318	94	57308	104	57678	103	58030	98	58674	38	59332	101
56320	94	57310	104	57679	103	58032	98	58676	38	61010	113
56321	94	57312	104	57680	103	58034	98	58678	38	61015	113
56323	95	57314	104	57681	103	58036	98	58680	38	61017	113
56333	101	57316	104	57682	103	58038	98	58682	38	61214	113
56346	93	57318	104	57683	103	58040	98	58684	38	61226	113
56347	93	57320	105	57684	103	58042	98	58686	38	61227	113
56348	93	57321	105	57810	108	58048	98	58800	38	61228	113
56349	93	57322	105	57812	108	58049	98	58802	38	61229	113
56357	93	57323	105	57814	108	58050	98	58804	38	61230	113
56360	94	57324	105	57816	108	58052	98	58806	38	61231	113
56362	94	57325	105	57818	108	58054	98	58808	38	61232	113
56368	51	57326	105	57820	108	58056	98	58810	38	66030	75
56370	51	57327	105	57822	108	58058	98	58812	38	66032	75
56374	61	57328	105	57830	107	58060	98	58814	38	66034	75
56376	51	57329	105	57832	107	58062	98	58815	38	66036	75
56382	93	57367	51	57834	107	58064	98	58836	57	66038	75
56384	93	57391	94	57836	107	58066	98	58838	57	66040	75
56882	109	57392	95	57838	107	58068	98	58840	57	66042	75
56890	109	57393	94	57840	107	58070	100	58842	57	66046	75
56897	95	57394	95	57842	104	58072	100	58844	57	66048	75
56900	98	57395	94	57844	104	58073	100	58846	57	66050	75
56901	96	57396	95	57846	104	58074	100	58848	57	66114	77
57002	96	57400	108	57848	104	58075	100	58900	28	66115	77
57004	96	57402	108	57850	104	58076	100	58903	28	66116	77
57006	96	57404	108	57860	105	58078	100	58906	28	66118	77
57008	96	57406	108	57861	105	58080	100	58909	28	66120	77
57010	96	57408	108	57862	105	58082	100	58912	28	66122	77
57012	96	57410	108	57863	105	58086	100	58915	28	66124	77
57013	96	57412	108	57864	105	58090	98	58918	38	66128	77
57014	96	57414	108	57865	105	58092	98	58921	38	66305	77
57018	96	57416	108	57866	105	58094	98	58924	38	66306	77
57020	96	57500	107	57867	105	58200	100	58926	98	66307	77
57022	96	57502	107	57900	109	58202	100	58927	98	66308	77
57024	96	57504	107	57902	109	58204	100	58928	98	66309	77
57026	96	57506	107	57904	109	58206	100	58929	98	66310	77
57028	96	57508	107	57906	109	58208	100	58930	98	66311	77
57030	96	57510	107	57908	109	58210	100	58931	98	66430	76
57031	96	57602	102	57910	109	58212	100	59100	101	66432	76
57032	96	57604	102	57912	109	58250	104	59102	101	66434	76
57034	96	57606	102	57914	109	58252	104	59104	101	66436	76
57036	96	57608	102	57918	109	58254	104	59106	101	66438	76
57038	96	57610	102	57920	109	58256	104	59107	101	66440	76
57040	96	57612	102	57926	109	58258	104	59108	101	66442	76
57042	96	57614	102	57932	109	58260	104	59109	101	66446	76
57044	96	57616	102	57942	109	58262	104	59110	101	66448	76
57046	96	57618	102	57981	96	58264	104	59111	101	66450	76
57116	96	57620	102	57982	96	58266	104	59112	101	90032	128
57118	96	57632	103	57983	96	58268	104	59113	101	90059	128
57120	96	57634	103	57984	96	58270	106	59114	101	412402	162
57122	96	57636	103	57985	96	58271	106	59115	101	412403	162
57124	96	57638	103	57986	96	58272	106	59116	101	412406	162
57126	96	57640	103	57987	96	58273	106	59117	101	412410	162
57128	96	57642	103	57988	96	58274	106	59118	101	741825	64
57129	96	57644	103	57989	96	58275	106	59120	101	751828	64
57130	96	57650	103	57990	96	58276	106	59122	101		
57131	96	57651	103	57991	96	58277	106	59124	101		
57132	96	57652	103	57992	96	58278	106	59300	101		
57133	96	57653	103	57993	96	58279	106	59302	101		
57134	96	57654	103	57994	96	58280	106	59304	101		
57135	96	57655	103	58001	98	58281	106	59306	101		
57138	96	57656	103	58002	98	58282	106	59308	101		
57142	96	57657	103	58003	98	58283	106	59310	101		
57143	96	57658	103	58004	98	58284	106	59312	101		
57197	109	57659	103	58005	98	58285	106	59314	101		
57199	109	57660	103	58006	98	58286	106	59316	101		
57201	109	57661	103	58007	98	58287	106	59318	101		
57203	109	57662	103	58010	98	58400	107	59320	101		
57205	109	57663	103	58012	98	58402	107	59322	101		
57207	109	57664	103	58014	98	58404	107	59324	101		
57209	109	57670	103	58016	98	58406	107	59326	101		



INDUSTRIAL TOOL SET CONTENTS

447 Piece Fractional / Metric Master Mechanic's Set (1/4", 3/8", 1/2" & 3/4" Drives)

■ Item Number: 19636 with No.19804 Roller Cabinet and No. 19805 Top Chest ■ Item Number: 19635 Tools Only - 445 pcs. (contains one each of the following):

Number	Description	Number	Description	Number	Description	Number	Description	Number	Description
10022	6 Pt. 1/4" Dr. Std. Skt. 3/16"	12212	12 Pt. 1/2" Dr. Std. Skt. 5/8"	20317	12 Pt. Combo. Wr. 17mm	25635	Lg. Taper Punch, Cut 5/16", Hex 5/8", Long 11"	57132	10mm Short Arm Hex Key
10023	6 Pt. 1/4" Dr. Std. Skt. 7/32"	12213	12 Pt. 1/2" Dr. Std. Skt. 11/16"	20318	12 Pt. Combo. Wr. 18mm			57133	12mm Short Arm Hex Key
10024	6 Pt. 1/4" Dr. Std. Skt. 1/4"	12214	12 Pt. 1/2" Dr. Std. Skt. 3/4"	20319	12 Pt. Combo. Wr. 19mm	25639	Solid Punch, Cut 1/8", Hex 5/16", Long 4-1/2"	57134	14mm Short Arm Hex Key
10025	6 Pt. 1/4" Dr. Std. Skt. 9/32"	12215	12 Pt. 1/2" Dr. Std. Skt. 13/16"	20321	12 Pt. Combo. Wr. 21mm			57135	1.3mm Short Arm Hex Key
10026	6 Pt. 1/4" Dr. Std. Skt. 5/16"	12216	12 Pt. 1/2" Dr. Std. Skt. 7/8"	20322	12 Pt. Combo. Wr. 22mm	25640	Solid Punch Cut 5/32", Hex 3/8", Long 5"	57138	17mm Short Arm Hex Key
10027	6 Pt. 1/4" Dr. Std. Skt. 11/32"	12217	12 Pt. 1/2" Dr. Std. Skt. 15/16"	20550	3/8" Dr. Crowfoot Wr. 3/8"			58672	3/8" Dr. Hex Bit Skt. 2mm
10028	6 Pt. 1/4" Dr. Std. Skt. 3/8"	12218	12 Pt. 1/2" Dr. Std. Skt. 1"	20552	3/8" Dr. Crowfoot Wr. 7/16"	25641	Solid Punch, Cut 3/16", Hex 3/8", Long 5"	58674	3/8" Dr. Hex Bit Skt. 2.5mm
10029	6 Pt. 1/4" Dr. Std. Skt. 7/16"	12219	12 Pt. 1/2" Dr. Std. Skt. 1-1/16"	20553	3/8" Dr. Crowfoot Wr. 1/2"			58676	3/8" Dr. Hex Bit Skt. 3mm
10030	6 Pt. 1/4" Dr. Std. Skt. 1-1/8"	12220	12 Pt. 1/2" Dr. Std. Skt. 1-1/8"	20554	3/8" Dr. Crowfoot Wr. 9/16"	25642	Solid Punch, Cut 1/4", Hex 3/8", Long 5"	58678	3/8" Dr. Hex Bit Skt. 4mm
10054	6 Pt. 1/4" Dr. Dp. Skt. 1/4"	12222	12 Pt. 1/2" Dr. Std. Skt. 1-1/4"	20555	3/8" Dr. Crowfoot Wr. 5/8"			58680	3/8" Dr. Hex Bit Skt. 5mm
10055	6 Pt. 1/4" Dr. Dp. Skt. 9/32"	12260	12 Pt. 1/2" Dr. Dp. Skt. 1/2"	20556	3/8" Dr. Crowfoot Wr. 11/16"	25643	Solid Punch, Cut 5/16", Hex 5/8", Long 7"	58682	3/8" Dr. Hex Bit Skt. 6mm
10056	6 Pt. 1/4" Dr. Dp. Skt. 5/16"	12261	12 Pt. 1/2" Dr. Dp. Skt. 9/16"	20557	3/8" Dr. Crowfoot Wr. 3/4"			58684	3/8" Dr. Hex Bit Skt. 8mm
10057	6 Pt. 1/4" Dr. Dp. Skt. 11/32"	12262	12 Pt. 1/2" Dr. Dp. Skt. 5/8"	20558	3/8" Dr. Crowfoot Wr. 13/16"	25644	Solid Punch, Cut 3/8", Hex 3/4", Long 8"	58686	3/8" Dr. Hex Bit Skt. 10mm
10058	6 Pt. 1/4" Dr. Dp. Skt. 3/8"	12263	12 Pt. 1/2" Dr. Dp. Skt. 11/16"	20559	3/8" Dr. Crowfoot Wr. 7/8"			58800	3/8" Dr. Hex Bit Skt. 7/64"
10059	6 Pt. 1/4" Dr. Dp. Skt. 7/16"	12264	12 Pt. 1/2" Dr. Dp. Skt. 3/4"	20564	3/8" Dr. Crowfoot Wr. 1"	25645	Prick Punch, Hex 3/8", Long 5"	58802	3/8" Dr. Hex Bit Skt. 1/8"
10060	6 Pt. 1/4" Dr. Dp. Skt. 1/2"	12265	12 Pt. 1/2" Dr. Dp. Skt. 13/16"	20565	3/8" Dr. Crowfoot Wr. 10mm	25647	Center Punch, Hex 3/8", Long 5"	58804	3/8" Dr. Hex Bit Skt. 9/64"
10102	6 Pt. 1/4" Dr. Dp. Skt. 4mm	12266	12 Pt. 1/2" Dr. Dp. Skt. 7/8"	20570	3/8" Dr. Crowfoot Wr. 11mm	25648	Center Punch, Hex 1/2", Long 6"	58806	3/8" Dr. Hex Bit Skt. 5/32"
10104	6 Pt. 1/4" Dr. Std. Skt. 5mm	12267	12 Pt. 1/2" Dr. Dp. Skt. 15/16"	20571	3/8" Dr. Crowfoot Wr. 12mm	25651	Cold Chisel, Cut 3/8", Hex 5/16", Long 5-1/4"	58808	3/8" Dr. Hex Bit Skt. 3/16"
10106	6 Pt. 1/4" Dr. Std. Skt. 6mm	12268	12 Pt. 1/2" Dr. Dp. Skt. 1"	20572	3/8" Dr. Crowfoot Wr. 13mm			58810	3/8" Dr. Hex Bit Skt. 7/32"
10107	6 Pt. 1/4" Dr. Std. Skt. 7mm	12269	12 Pt. 1/2" Dr. Dp. Skt. 1-1/16"	20573	3/8" Dr. Crowfoot Wr. 14mm	25652	Cold Chisel, Cut 7/16", Hex 3/8", Long 5-1/2"	58812	3/8" Dr. Hex Bit Skt. 1/4"
10108	6 Pt. 1/4" Dr. Std. Skt. 8mm	12270	12 Pt. 1/2" Dr. Dp. Skt. 1-1/8"	20574	3/8" Dr. Crowfoot Wr. 15mm			58814	3/8" Dr. Hex Bit Skt. 5/16"
10109	6 Pt. 1/4" Dr. Std. Skt. 9mm	12310	12 Pt. 1/2" Dr. Std. Skt. 10mm	20575	3/8" Dr. Crowfoot Wr. 16mm	25653	Cold Chisel, Cut 1/2", Hex 3/8", Long 6"	58815	3/8" Dr. Hex Bit Skt. 3/8"
10110	6 Pt. 1/4" Dr. Std. Skt. 10mm	12311	12 Pt. 1/2" Dr. Std. Skt. 11mm	20576	3/8" Dr. Crowfoot Wr. 17mm			58836	1/2" Dr. Hex Bit Skt. 1/4"
10111	6 Pt. 1/4" Dr. Std. Skt. 11mm	12312	12 Pt. 1/2" Dr. Std. Skt. 12mm	20577	3/8" Dr. Crowfoot Wr. 18mm	25654	Cold Chisel, Cut 5/8", Hex 1/2", Long 6-1/2"	58838	1/2" Dr. Hex Bit Skt. 5/16"
10112	6 Pt. 1/4" Dr. Std. Skt. 12mm	12313	12 Pt. 1/2" Dr. Std. Skt. 13mm	20578	3/8" Dr. Crowfoot Wr. 19mm	25655	Cold Chisel, Cut 3/4", Hex 5/8", Long 7"	58840	1/2" Dr. Hex Bit Skt. 3/8"
10113	6 Pt. 1/4" Dr. Std. Skt. 13mm	12314	12 Pt. 1/2" Dr. Std. Skt. 14mm	21004	15D Angle Open End Wr. 1/4"X5/16"	25656	Cold Chisel, Cut 7/8", Hex 3/4", Long 7-1/2"	58842	1/2" Dr. Hex Bit Skt. 7/16"
10156	6 Pt. 1/4" Dr. Dp. Skt. 6mm	12315	12 Pt. 1/2" Dr. Std. Skt. 15mm	21005	15D Angle Open End Wr. 5/16"X3/8"			58844	1/2" Dr. Hex Bit Skt. 1/2"
10157	6 Pt. 1/4" Dr. Dp. Skt. 7mm	12316	12 Pt. 1/2" Dr. Std. Skt. 16mm	21009	15D Angle Open End Wr. 7/16"X1/2"	25656	Cold Chisel, Cut 7/8", Hex 3/4", Long 7-1/2"	58846	1/2" Dr. Hex Bit Skt. 9/16"
10158	6 Pt. 1/4" Dr. Dp. Skt. 8mm	12317	12 Pt. 1/2" Dr. Std. Skt. 17mm	21010	15D Angle Open End Wr. 1/2"X9/16"			58848	1/2" Dr. Hex Bit Skt. 5/8"
10159	6 Pt. 1/4" Dr. Dp. Skt. 9mm	12318	12 Pt. 1/2" Dr. Std. Skt. 18mm	21011	15D Angle Open End Wr. 9/16"X5/8"	25657	Cold Chisel Cut 1", Hex 7/8", Long 8"	61015	Challenger Hackaw
10160	6 Pt. 1/4" Dr. Dp. Skt. 10mm	12319	12 Pt. 1/2" Dr. Std. Skt. 19mm	21012	15D Angle Open End Wr. 5/8"X3/4"			66030	6 Pt. Midget Combo. Wr. 5/32"
10161	6 Pt. 1/4" Dr. Dp. Skt. 11mm	12320	12 Pt. 1/2" Dr. Std. Skt. 20mm	21013	15D Angle Open End Wr. 11/16"X13/16"	25664	Lg. Cold Chisel, Cut 3/4", Hex 5/8", Long 12"	66032	6 Pt. Midget Combo. Wr. 3/16"
10162	6 Pt. 1/4" Dr. Dp. Skt. 12mm	12321	12 Pt. 1/2" Dr. Std. Skt. 21mm					66034	12 Pt. Midget Combo. Wr. 13/64"
10163	6 Pt. 1/4" Dr. Dp. Skt. 13mm	12322	12 Pt. 1/2" Dr. Std. Skt. 22mm	21014	15D Angle Open End Wr. 3/4"X7/8"	25668	Pinch Bar Long 16"	66036	12 Pt. Midget Combo. Wr. 7/32"
10164	6 Pt. 1/4" Dr. Dp. Skt. 14mm	12323	12 Pt. 1/2" Dr. Std. Skt. 23mm	21017	15D Angle Open End Wr. 15/16"X1"	25670	Roll Bar Hex 1/2" Long 15"	66038	12 Pt. Midget Combo. Wr. 15/64"
10900	1/4" Dr. Ratchet Teardrop-Q.R.	12324	12 Pt. 1/2" Dr. Std. Skt. 24mm	21019	15D Angle Open End Wr. 1-1/16"X 1-1/8"	25702	8 Oz. 12-1/4" Ball Pein Hammer	66040	12 Pt. Midget Combo. Wr. 1/4"
10902	1/4" Dr. Extension 1-1/2"	12325	12 Pt. 1/2" Dr. Std. Skt. 25mm			25704	16 Oz. 14-1/4" Ball Pein Hammer	66042	12 Pt. Midget Combo. Wr. 9/32"
10910	1/4" Dr. Extension 6"	12326	12 Pt. 1/2" Dr. Std. Skt. 26mm	21106	15D Angle Met. Open End Wr. 6x8mm	25707	32 Oz. 16" Ball Pein Hammer	66044	12 Pt. Midget Combo. Wr. 5/16"
10915	1/4" Dr. Spinner Handle	12327	12 Pt. 1/2" Dr. Std. Skt. 27mm			25712	3 Lb. 10" Drilling Hammer	66046	12 Pt. Midget Combo. Wr. 3/8"
10920	1/4" Dr. Flex Handle	12328	12 Pt. 1/2" Dr. Std. Skt. 28mm	21107	15D Angle Met. Open End Wr. 7x9mm	25714	20 Oz. Rubber Mallet	66048	12 Pt. Midget Combo. Wr. 7/16"
10930	1/4" Dr. Universal Joint	12800	1/2" Dr. Ratchet Teardrop-Q.R.			25716	12 Oz. 11-5/8" Soft Face Hammer	66114	Midget Open End Wr. 7/32"
11208	12 Pt. 3/8" Dr. Std. Skt. 3/8"	12805	1/2" Dr. Extension 3"	21110	15D Angle Met. Open End Wr. 10x11mm	38002	Solid Shaft Nut Driver 3/16"	66115	Midget Open End Wr. 15/64"
11209	12 Pt. 3/8" Dr. Std. Skt. 7/16"	12810	1/2" Dr. Extension 6"	21111	15D Angle Met. Open End Wr. 12x14mm	38004	Solid Shaft Nut Driver 1/4"	66116	Midget Open End Wr. 1/4"
11210	12 Pt. 3/8" Dr. Std. Skt. 1/2"	12812	1/2" Dr. Extension 10"	21112	15D Angle Met. Open End Wr. 12x14mm	38006	Solid Shaft Nut Driver 5/16"	66118	Midget Open End Wr. 9/32"
11211	12 Pt. 3/8" Dr. Std. Skt. 9/16"	12820	1/2" Dr. Flex Handle	21113	15D Angle Met. Open End Wr. 13x15mm	38007	Solid Shaft Nut Driver 11/32"	66120	Midget Open End Wr. 5/16"
11212	12 Pt. 3/8" Dr. Std. Skt. 5/8"	12825	1/2" Dr. Speeder Handle	21117	15D Angle Met. Open End Wr. 17x19mm	38008	Solid Shaft Nut Driver 3/8"	66122	Midget Open End Wr. 11/32"
11213	12 Pt. 3/8" Dr. Std. Skt. 11/16"	12830	1/2" Dr. Universal Joint	21404	6 Pt. Dbl. End Flare Nut Wr. 3/8"X7/16"	38009	Solid Shaft Nut Driver 7/16"	66124	Midget Open End Wr. 3/8"
11214	12 Pt. 3/8" Dr. Std. Skt. 3/4"	12303	12 Pt. 3/4" Dr. Std. Skt. 15/16"	21410	6 Pt. Dbl. End Flare Nut Wr. 1/2"X9/16"	38010	Solid Shaft Nut Driver 1/2"	66128	Midget Open End Wr. 7/16"
11215	12 Pt. 3/8" Dr. Std. Skt. 13/16"	12304	12 Pt. 3/4" Dr. Std. Skt. 1"	21412	6 Pt. Dbl. End Flare Nut Wr. 5/8"X11/16"	38033	3/16" X 3" Cabinet Tip Screwdriver	66130	Midget Open End Wr. 5.5mm
11216	12 Pt. 3/8" Dr. Std. Skt. 7/8"	12305	12 Pt. 3/4" Dr. Std. Skt. 1-1/16"	21414	6 Pt. Dbl. End Flare Nut Wr. 1/2"X9/16"	38035	#0 X 2 1/2" Phillips Screwdriver w/ Clip	66306	Midget Open End Wr. 6mm
11258	12 Pt. 3/8" Dr. Dp. Skt. 3/8"	12306	12 Pt. 3/4" Dr. Std. Skt. 1-1/8"	21410	6 Pt. Dbl. End Flare Nut Wr. 1/2"X9/16"	38036	#1 X 3" Phillips Screwdriver	66307	Midget Open End Wr. 7mm
11259	12 Pt. 3/8" Dr. Dp. Skt. 7/16"	12307	12 Pt. 3/4" Dr. Std. Skt. 1-3/16"	21412	6 Pt. Dbl. End Flare Nut Wr. 5/8"X11/16"	38037	#2 X 4" Phillips Screwdriver	66308	Midget Open End Wr. 8mm
11260	12 Pt. 3/8" Dr. Dp. Skt. 1/2"	12308	12 Pt. 3/4" Dr. Std. Skt. 1-1/4"	21511	6 Pt. Met. Dbl. End Flare Nut Wr. 11x12mm	38038	#3 X 6" Phillips Screwdriver	66309	Midget Open End Wr. 9mm
11261	12 Pt. 3/8" Dr. Dp. Skt. 9/16"	12309	12 Pt. 3/4" Dr. Std. Skt. 1-5/16"	21513	6 Pt. Met. Dbl. End Flare Nut Wr. 13x14mm	38039	1/4" X 4" Round Blade Screwdriver	66310	Midget Open End Wr. 10mm
11262	12 Pt. 3/8" Dr. Dp. Skt. 5/8"	12310	12 Pt. 3/4" Dr. Std. Skt. 1-3/8"	21515	6 Pt. Met. Dbl. End Flare Nut Wr. 15x17mm	38041	5/16" X 6" Round Blade Screwdriver	66311	Midget Open End Wr. 11mm
11263	12 Pt. 3/8" Dr. Dp. Skt. 11/16"	12311	12 Pt. 3/4" Dr. Std. Skt. 1-7/16"			38043	3/8" X 8" Square Blade Screwdriver	66430	6 Pt. Midget Combo. Wr. 4mm
11264	12 Pt. 3/8" Dr. Dp. Skt. 3/4"	12312	12 Pt. 3/4" Dr. Std. Skt. 1-1/2"			38044	1/4" X 1-1/2" Stubby Screwdriver	66432	6 Pt. Midget Combo. Wr. 4.5mm
11265	12 Pt. 3/8" Dr. Dp. Skt. 13/16"	12313	12 Pt. 3/4" Dr. Std. Skt. 1-9/16"			38045	#2 X 1-1/2" Stubby Phillips Screwdriver	66434	12 Pt. Midget Combo. Wr. 5mm
11266	12 Pt. 3/8" Dr. Dp. Skt. 7/8"	12314	12 Pt. 3/4" Dr. Std. Skt. 1-5/8"					66436	12 Pt. Midget Combo. Wr. 5.5mm
11309	12 Pt. 3/8" Dr. Std. Skt. 9mm	12315	12 Pt. 3/4" Dr. Std. Skt. 1-11/16"					66438	12 Pt. Midget Combo. Wr. 6mm
11310	12 Pt. 3/8" Dr. Std. Skt. 10mm	12316	12 Pt. 3/4" Dr. Std. Skt. 1-3/4"					66440	12 Pt. Midget Combo. Wr. 7mm
11311	12 Pt. 3/8" Dr. Std. Skt. 11mm	12317	12 Pt. 3/4" Dr. Std. Skt. 1-13/16"					66442	12 Pt. Midget Combo. Wr. 8mm
11312	12 Pt. 3/8" Dr. Std. Skt. 12mm	12318	12 Pt. 3/4" Dr. Std. Skt. 1-7/8"					66446	12 Pt. Midget Combo. Wr. 9mm
11313	12 Pt. 3/8" Dr. Std. Skt. 13mm	12320	12 Pt. 3/4" Dr. Std. Skt. 2"					66448	12 Pt. Midget Combo. Wr. 10mm
11314	12 Pt. 3/8" Dr. Std. Skt. 14mm	13900	3/4" Dr. Ratchet Teardrop-Q.R.					66450	12 Pt. Midget Combo. Wr. 11mm
11315	12 Pt. 3/8" Dr. Std. Skt. 15mm	13910	3/4" Dr. Extension 5"					161	Deluxe Feeler Gauge
11317	12 Pt. 3/8" Dr. Std. Skt. 17mm	13912	3/4" Dr. Extension 8"					2162	Electric Wire Stripper & Crimper
11318	12 Pt. 3/8" Dr. Std. Skt. 18mm	13914	3/4" Dr. Extension 16"					2297	7" 3-Jaw Puller
11319	12 Pt. 3/8" Dr. Std. Skt. 19mm	13920	3/4" Dr. Flex Handle					1708	Stud Extractor
11359	12 Pt. 3/8" Dr. Dp. Skt. 9mm	13922	3/4" Dr. Sliding T Handle					2534	Lock Ring Pliers
11360	12 Pt. 3/8" Dr. Dp. Skt. 10mm	13927	3/4" Dr. Adapter 3/4" X 1/2"					3151	Large Convertible Snap Ring Pliers
11361	12 Pt. 3/8" Dr. Dp. Skt. 11mm	13929	3/4" Dr. Universal Joint					485	Gasket Scraper
11362	12 Pt. 3/8" Dr. Dp. Skt. 12mm	20204	12 Pt. Combo. Wr. 1/4"					2108	Telescoping Mirror
11363	12 Pt. 3/8" Dr. Dp. Skt. 13mm	20206	12 Pt. Combo. Wr. 5/16"					2281	Telescoping Magnetic Retrieving Tool
11364	12 Pt. 3/8" Dr. Dp. Skt. 14mm	20208	12 Pt. Combo. Wr. 3/8"					2951	Micrometer Torq Wr 15-100t/lb 3/8" Dr.
11365	12 Pt. 3/8" Dr. Dp. Skt. 15mm	20209	12 Pt. Combo. Wr. 7/16"					2952	Micrometer Torq Wr 30-250t/lb 1/2" Dr.
11366	12 Pt. 3/8" Dr. Dp. Skt. 16mm	20210	12 Pt. Combo. Wr. 1/2"					23 101C	Straight Cutting, Aviation Snip
11367	12 Pt. 3/8" Dr. Dp. Skt. 17mm	20211	12 Pt. Combo. Wr. 9/16"					23 100C	10" Straight Cutting Snip
11368	12 Pt. 3/8" Dr. Dp. Skt. 18mm	20212	12 Pt. Combo. Wr. 5/8"					31 200C	Heavy Duty Retractable Utility Knife
11369	12 Pt. 3/8" Dr. Dp. Skt. 19mm	20213	12 Pt. Combo. Wr. 11/16"					72 1713	3/8" Dr. 11/16" Drag Link Skt.
11412	6 Pt. 3/8" Dr. Spark Plug Skt. 5/8"	20214	12 Pt. Combo. Wr. 3/4"					81 601	Replacement Tip for 81600 (Hard)
11508	6 Pt. 3/8" Dr. Universal Skt. 3/8"	20215	12 Pt. Combo. Wr. 13/16"					81 602	Replacement Tip for 81600 (Soft)
11509	6 Pt. 3/8" Dr. Universal Skt. 7/16"	20216	12 Pt. Combo. Wr. 7/8"					3009	Tape Measure
11510	6 Pt. 3/8" Dr. Universal Skt. 1/2"	20217	12 Pt. Combo. Wr. 15/16"					1109	Screw Extractor 3/16"
11511	6 Pt. 3/8" Dr. Universal Skt. 9/16"	20218	12 Pt. Combo. Wr. 1"					1110	Screw Extractor 1/8"
11512	6 Pt. 3/8" Dr. Universal Skt. 5/8"	20219	12 Pt. Combo. Wr. 1-1/16"	</					

INDUSTRIAL TOOL SET CONTENTS

307 Piece Master Mechanic's Set (1/4", 3/8", 1/2" & 3/4" Drives)

■ Item Number: 19634 with No.19804 Roller Cabinet and No. 19805 Top Chest ■ Item Number: 19633 Tools Only - 305 pcs. (contains one each of the following):

Number	Description	Number	Description	Number	Description	Number	Description	Number	Description
10022	6 Pt. 1/4" Dr. Std. Skt. 3/16"	12262	12 Pt. 1/2" Dr. Dp. Skt. 5/8"	21010	15D Angle Open End Wr. 1/2"X9/16"	25652	Cold Chisel, Cut 7/16", Hex 3/8", Long 5-1/2"	58815	3/8" Dr. Hex Bit Skt. 3/8"
10023	6 Pt. 1/4" Dr. Std. Skt. 7/32"	12263	12 Pt. 1/2" Dr. Dp. Skt. 11/16"	21011	15D Angle Open End Wr. 9/16"X5/8"			58836	1/2" Dr. Hex Bit Skt. 1/4"
10024	6 Pt. 1/4" Dr. Std. Skt. 1/4"	12264	12 Pt. 1/2" Dr. Dp. Skt. 3/4"	21012	15D Angle Open End Wr. 5/8"X3/4"	25653	Cold Chisel, Cut 1/2", Hex 3/8", Long 6"	58838	1/2" Dr. Hex Bit Skt. 5/16"
10025	6 Pt. 1/4" Dr. Std. Skt. 9/32"	12265	12 Pt. 1/2" Dr. Dp. Skt. 13/16"	21013	15D Angle Open End Wr. 11/16"X13/16"			58840	1/2" Dr. Hex Bit Skt. 3/8"
10026	6 Pt. 1/4" Dr. Std. Skt. 5/16"	12266	12 Pt. 1/2" Dr. Dp. Skt. 7/8"	21014	15D Angle Open End Wr. 3/4"X7/8"	25654	Cold Chisel, Cut 5/8", Hex 1/2", Long 6-1/2"	58842	1/2" Dr. Hex Bit Skt. 7/16"
10027	6 Pt. 1/4" Dr. Std. Skt. 11/32"	12267	12 Pt. 1/2" Dr. Dp. Skt. 15/16"	21017	15D Angle Open End Wr. 15/16"X1"	25655	Cold Chisel, Cut 3/4", Hex 5/8", Long 7"	58844	1/2" Dr. Hex Bit Skt. 1/2"
10028	6 Pt. 1/4" Dr. Std. Skt. 3/8"	12268	12 Pt. 1/2" Dr. Dp. Skt. 1-1/16"	21019	15D Angle Open End Wr. 1-1/16"X1-1/8"	25656	Cold Chisel, Cut 7/8", Hex 3/4", Long 7-1/2"	58846	1/2" Dr. Hex Bit Skt. 9/16"
10029	6 Pt. 1/4" Dr. Std. Skt. 7/16"	12269	12 Pt. 1/2" Dr. Dp. Skt. 1-1/8"	21404	6 Pt. Dbl. End Flare Nut Wr. 3/8"X7/16"	25657	Cold Chisel Cut 1", Hex 7/8", Long 8"	58848	1/2" Dr. Hex Bit Skt. 5/8"
10030	6 Pt. 1/4" Dr. Std. Skt. 1/2"	12800	1/2" Dr. Ratchet Teardrop-Q.R.	21410	6 Pt. Dbl. End Flare Nut Wr. 1/2"X9/16"	25664	Lg. Cold Chisel, Cut 3/4", Hex 5/8", Long 12"	61015	Challenger Hacksaw
10054	6 Pt. 1/4" Dr. Dp. Skt. 1/4"	12805	1/2" Dr. Extension 3"	21412	6 Pt. Dbl. End Flare Nut Wr. 5/8"X11/16"	25668	Pinch Bar Long 16"	66030	6 Pt. Midget Combo. Wr. 5/32"
10055	6 Pt. 1/4" Dr. Dp. Skt. 9/32"	12810	1/2" Dr. Extension 5"	22208	12 Pt. Offset Box Wr. 3/8"X7/16"	25670	Roll Bar Hex 1/2" Long 15"	66032	6 Pt. Midget Combo. Wr. 3/16"
10056	6 Pt. 1/4" Dr. Dp. Skt. 5/16"	12812	1/2" Dr. Extension 10"	22210	12 Pt. Offset Box Wr. 1/2"X9/16"	25702	8 Oz. 12-1/4" Ball Pein Hammer	66034	12 Pt. Midget Combo. Wr. 13/64"
10057	6 Pt. 1/4" Dr. Dp. Skt. 11/32"	12820	1/2" Dr. Flex Handle	22212	12 Pt. Offset Box Wr. 5/8"X3/4"	25704	16 Oz. 14-1/4" Ball Pein Hammer	66036	12 Pt. Midget Combo. Wr. 7/32"
10058	6 Pt. 1/4" Dr. Dp. Skt. 3/8"	12825	1/2" Dr. Speeder Handle	22213	12 Pt. Offset Box Wr. 11/16"X13/16"	25707	32 Oz. 16 Ball Pein Hammer	66038	12 Pt. Midget Combo. Wr. 15/64"
10059	6 Pt. 1/4" Dr. Dp. Skt. 7/16"	12830	1/2" Dr. Universal Joint	22214	12 Pt. Offset Box Wr. 3/4"X7/8"	25712	3 Lb. 10" Drilling Hammer	66040	12 Pt. Midget Combo. Wr. 1/4"
10060	6 Pt. 1/4" Dr. Dp. Skt. 1/2"	13203	12 Pt. 3/4" Dr. Std. Skt. 15/16"	22604	Ratcheting Box End Wr. 1/4"X5/16"	25714	20 Oz. Rubber Mallet	66042	12 Pt. Midget Combo. Wr. 9/32"
10900	1/4" Dr. Ratchet Teardrop-Q.R.	13204	12 Pt. 3/4" Dr. Std. Skt. 1"	22608	Ratcheting Box End Wr. 3/8"X7/16"	25716	12 Oz. 11-5/8" Soft Face Hammer	66044	12 Pt. Midget Combo. Wr. 5/16"
10902	1/4" Dr. Extension 1-1/2"	13205	12 Pt. 3/4" Dr. Std. Skt. 1-1/16"	22610	Ratcheting Box End Wr. 1/2"X9/16"	30802	Solid Shaft Nut Driver 3/16"	66046	12 Pt. Midget Combo. Wr. 3/8"
10910	1/4" Dr. Extension 6"	13206	12 Pt. 3/4" Dr. Std. Skt. 1-1/8"	22612	Ratcheting Box End Wr. 5/8"X11/16"	30804	Solid Shaft Nut Driver 1/4"	66048	12 Pt. Midget Combo. Wr. 7/16"
10915	1/4" Dr. Spinner Handle	13207	12 Pt. 3/4" Dr. Std. Skt. 1-3/16"	24006	Adj. Wr. 8"	30806	Solid Shaft Nut Driver 5/16"	66114	Midget Open End Wr. 7/32"
10920	1/4" Dr. Flex Handle	13208	12 Pt. 3/4" Dr. Std. Skt. 1-1/4"	24008	Adj. Wr. 10"	30807	Solid Shaft Nut Driver 11/32"	66115	Midget Open End Wr. 15/64"
10930	1/4" Dr. Universal Joint	13209	12 Pt. 3/4" Dr. Std. Skt. 1-5/16"	24010	Adj. Wr. 12"	30808	Solid Shaft Nut Driver 3/8"	66116	Midget Open End Wr. 1/4"
11208	12 Pt. 3/8" Dr. Std. Skt. 3/8"	13210	12 Pt. 3/4" Dr. Std. Skt. 1-1/4"	25106	Slip Joint Pliers 6"	30809	Solid Shaft Nut Driver 7/16"	66118	Midget Open End Wr. 9/32"
11209	12 Pt. 3/8" Dr. Std. Skt. 7/16"	13211	12 Pt. 3/4" Dr. Std. Skt. 1-1/2"	25108	Slip Joint Pliers 8"	30810	Solid Shaft Nut Driver 1/2"	66120	Midget Open End Wr. 5/16"
11210	12 Pt. 3/8" Dr. Std. Skt. 1/2"	13212	12 Pt. 3/4" Dr. Std. Skt. 1-7/16"	25206	Chain Nose 6-1/2", w/Cutter	30833	3/16" X 3" Cabinet Tip Screwdriver	66122	Midget Open End Wr. 11/32"
11211	12 Pt. 3/8" Dr. Std. Skt. 9/16"	13213	12 Pt. 3/4" Dr. Std. Skt. 1-5/8"	25207	Diagonal Cutting Pliers 7", Heavy Duty	30835	#0 X 1-1/2" Phillips Screwdriver w/ Clip	66128	Midget Open End Wr. 7/16"
11212	12 Pt. 3/8" Dr. Std. Skt. 5/8"	13214	12 Pt. 3/4" Dr. Std. Skt. 1-11/16"	25208	Linesman Pliers 8"	30836	#1 X 3" Phillips Screwdriver	161	Deluxe Feeler Gauge
11213	12 Pt. 3/8" Dr. Std. Skt. 11/16"	13215	12 Pt. 3/4" Dr. Std. Skt. 1-3/4"	25310	Rib Lock Pliers 10"	30837	#2 X 4" Phillips Screwdriver	2162	Electrical Wire Stripper & Crimper
11214	12 Pt. 3/8" Dr. Std. Skt. 3/4"	13216	12 Pt. 3/4" Dr. Std. Skt. 1-13/16"	25316	Rib Lock Pliers 16"	30838	#3 X 6" Phillips Screwdriver	2297	7" 3-Jaw Puller
11215	12 Pt. 3/8" Dr. Std. Skt. 13/16"	13217	12 Pt. 3/4" Dr. Std. Skt. 1-13/16"	25406	Diagonal Cutting Pliers 6"	30839	1/4" X 4" Round Blade Screwdriver	1708	Stud Extractor
11216	12 Pt. 3/8" Dr. Std. Skt. 7/8"	13218	12 Pt. 3/4" Dr. Std. Skt. 1-7/8"	25406	Diagonal Cutting Pliers 6"	30841	5/16" X 6" Round Blade Screwdriver	2534	Lock Ring Pliers
11258	12 Pt. 3/8" Dr. Dp. Skt. 3/8"	13220	12 Pt. 3/4" Dr. Std. Skt. 2"	25406	Diagonal Cutting Pliers 6"	30843	3/8" X 8" Square Blade Screwdriver	3151	Large Convertible Snap Ring Pliers
11259	12 Pt. 3/8" Dr. Dp. Skt. 7/16"	13900	3/4" Dr. Ratchet Teardrop-Q.R.	25406	Diagonal Cutting Pliers 6"	30844	1/4" X 1-1/2" Stubby Screwdriver	485	Gasket Scraper
11260	12 Pt. 3/8" Dr. Dp. Skt. 1/2"	13902	3/4" Dr. Extension 5"	25406	Diagonal Cutting Pliers 6"	30845	#2 X 1-1/2" Stubby Phillips Screwdriver	2108	Telescoping Mirror
11261	12 Pt. 3/8" Dr. Dp. Skt. 9/16"	13912	3/4" Dr. Extension 8"	25625	Pin Punch, Cut 1/8", Hex 5/16", Long 5"	57002	.028" Short Arm Hex Key	2281	Telescoping Magnetic Retrieving Tool
11262	12 Pt. 3/8" Dr. Dp. Skt. 5/8"	13914	3/4" Dr. Extension 16"	25626	Pin Punch, Cut 5/32", Hex 5/16", Long 5-1/4"	57004	.035" Short Arm Hex Key	2951	Micrometer Torq Wr 15-100t/ft 3/8" Dr.
11263	12 Pt. 3/8" Dr. Dp. Skt. 11/16"	13914	3/4" Dr. Extension 16"	25627	Pin Punch, Cut 3/16", Hex 5/16", Long 5-1/2"	57006	.050" Short Arm Hex Key	2952	Micrometer Torq Wr 30-250t/ft 1/2" Dr.
11264	12 Pt. 3/8" Dr. Dp. Skt. 3/4"	13914	3/4" Dr. Extension 16"	25628	Pin Punch, Cut 1/4", Hex 3/8", Long 7"	57008	1/16" Short Arm Hex Key	23 101C	Straight Cutting, Aviation Snip
11265	12 Pt. 3/8" Dr. Dp. Skt. 13/16"	13920	3/4" Dr. Flex Handle	25629	Pin Punch, Cut 5/16", Hex 1/2", Long 7"	57010	5/64" Short Arm Hex Key	23 104	10" Straight Cutting Snip
11266	12 Pt. 3/8" Dr. Dp. Skt. 7/8"	13920	3/4" Dr. Adapter 3/4" X 1/2"	25632	Lg. Taper Punch, Cut 5/32", Hex 1/2", Long 8-1/2"	57012	3/32" Short Arm Hex Key	31 200C	Heavy Duty Retractable Utility Knife
11412	6 Pt. 3/8" Dr. Spark Plug Skt. 5/8"	13922	3/4" Dr. Sliding T Handle	25633	Lg. Taper Punch, Cut 3/16", Hex 1/2", Long 9"	57013	7/64" Short Arm Hex Key	72 1713	3/8" Dr. 11/16" Drag Link Skt.
11508	6 Pt. 3/8" Dr. Universal Skt. 3/8"	13927	3/4" Dr. Adapter 3/4" X 1/2"	25634	Lg. Taper Punch, Cut 1/4", Hex 5/8", Long 11"	57014	1/8" Short Arm Hex Key	81 601	Replacement Tip for 81600 (Hard)
11509	6 Pt. 3/8" Dr. Universal Skt. 7/16"	13929	3/4" Dr. Universal Joint	25635	Lg. Taper Punch, Cut 5/16", Hex 5/8", Long 11"	57018	9/64" Short Arm Hex Key	81 602	Replacement Tip for 81600 (Soft)
11510	6 Pt. 3/8" Dr. Universal Skt. 1/2"	20204	12 Pt. Combo. Wr. 1/4"	25636	Solid Punch, Cut 1/8", Hex 5/16", Long 4-1/2"	57020	5/32" Short Arm Hex Key	3009	Tape Measure
11511	6 Pt. 3/8" Dr. Universal Skt. 9/16"	20206	12 Pt. Combo. Wr. 5/16"	25640	Solid Punch, Cut 5/32", Hex 3/8", Long 5"	57022	3/16" Short Arm Hex Key	1109	Screw Extractor 1/8"
11512	6 Pt. 3/8" Dr. Universal Skt. 5/8"	20208	12 Pt. Combo. Wr. 3/8"	25641	Solid Punch, Cut 3/16", Hex 3/8", Long 5"	57024	7/32" Short Arm Hex Key	1110	Screw Extractor 3/16"
11513	6 Pt. 3/8" Dr. Universal Skt. 11/16"	20209	12 Pt. Combo. Wr. 7/16"	25642	Solid Punch, Cut 1/4", Hex 3/8", Long 5"	57026	1/4" Short Arm Hex Key	1111	Screw Extractor 15/64"
11514	6 Pt. 3/8" Dr. Universal Skt. 3/4"	20210	12 Pt. Combo. Wr. 1/2"	25643	Solid Punch, Cut 5/16", Hex 5/8", Long 7"	57028	5/16" Short Arm Hex Key	1112	Screw Extractor 5/16"
11900	3/8" Dr. Ratchet Teardrop-Q.R.	20211	12 Pt. Combo. Wr. 9/16"	25644	Solid Punch, Cut 3/8", Hex 3/4", Long 8"	57030	3/8" Short Arm Hex Key	1113	Screw Extractor 3/8"
11905	3/8" Dr. Extension 3"	20212	12 Pt. Combo. Wr. 5/8"	25645	Prick Punch, Hex 3/8", Long 5"	57032	1/2" Short Arm Hex Key	19804	Roller Cabinet, 7 drawer
11910	3/8" Dr. Extension 6"	20213	12 Pt. Combo. Wr. 11/16"	25646	Center Punch, Hex 3/8", Long 5"	57034	9/16" Short Arm Hex Key	19805	Top Chest, 6 drawer
11912	3/8" Dr. Extension 10"	20214	12 Pt. Combo. Wr. 3/4"	25648	Center Punch, Hex 1/2", Long 6"	57036	5/8" Short Arm Hex Key		
11916	3/8" Dr. Locking Extension 5"	20216	12 Pt. Combo. Wr. 13/16"	21004	15D Angle Open End Wr. 1/4"X5/16"	57100	3/16" Hollow Shaft Nut Driver	Approx. Wt.	
11917	3/8" Dr. Locking Extension 8"	20217	12 Pt. Combo. Wr. 15/16"	21005	15D Angle Open End Wr. 5/16"X3/8"	57102	1/4" Hollow Shaft Nut Driver	19634:	492 lbs.
11918	3/8" Dr. Locking Extension 12"	20218	12 Pt. Combo. Wr. 1"	21009	15D Angle Open End Wr. 7/16"X1/2"	57104	5/16" Hollow Shaft Nut Driver	19633:	165 lbs.
11920	3/8" Dr. Flex Handle	20219	12 Pt. Combo. Wr. 1-1/16"			57106	11/32" Hollow Shaft Nut Driver	19804:	175 lbs.
11926	3/8" Dr. Speeder Handle	20220	12 Pt. Combo. Wr. 1-1/4"			57108	3/8" Hollow Shaft Nut Driver	19805:	150 lbs.
11930	3/8" Dr. Universal Joint	20222	12 Pt. Combo. Wr. 1-5/16"			57110	7/16" Hollow Shaft Nut Driver		
12208	12 Pt. 1/2" Dr. Std. Skt. 3/8"	20223	12 Pt. Combo. Wr. 1-7/16"			57112	1/2" Hollow Shaft Nut Driver		
12209	12 Pt. 1/2" Dr. Std. Skt. 7/16"	20224	12 Pt. Combo. Wr. 1-3/8"			58800	3/8" Dr. Hex Bit Skt. 7/64"		
12210	12 Pt. 1/2" Dr. Std. Skt. 1/2"	20225	12 Pt. Combo. Wr. 1-7/16"			58802	3/8" Dr. Hex Bit Skt. 1/8"		
12211	12 Pt. 1/2" Dr. Std. Skt. 9/16"	20226	12 Pt. Combo. Wr. 1-1/2"			58804	3/8" Dr. Hex Bit Skt. 9/64"		
12212	12 Pt. 1/2" Dr. Std. Skt. 5/8"	20228	12 Pt. Combo. Wr. 1-5/8"			58806	3/8" Dr. Hex Bit Skt. 5/32"		
12213	12 Pt. 1/2" Dr. Std. Skt. 11/16"	20229	12 Pt. Combo. Wr. 1-3/4"			58808	3/8" Dr. Hex Bit Skt. 3/16"		
12214	12 Pt. 1/2" Dr. Std. Skt. 3/4"	20230	12 Pt. Combo. Wr. 1-7/8"			58810	3/8" Dr. Hex Bit Skt. 7/32"		
12215	12 Pt. 1/2" Dr. Std. Skt. 13/16"	20231	12 Pt. Combo. Wr. 1-9/16"			58812	3/8" Dr. Hex Bit Skt. 1/4"		
12216	12 Pt. 1/2" Dr. Std. Skt. 7/8"	20232	12 Pt. Combo. Wr. 1-11/16"			58814	3/8" Dr. Hex Bit Skt. 5/16"		
12217	12 Pt. 1/2" Dr. Std. Skt. 15/16"	20233	12 Pt. Combo. Wr. 1-13/16"						
12218	12 Pt. 1/2" Dr. Std. Skt. 1"	20234	12 Pt. Combo. Wr. 1-15/16"						
12219	12 Pt. 1/2" Dr. Std. Skt. 1-1/16"	20235	12 Pt. Combo. Wr. 1-7/8"						
12220	12 Pt. 1/2" Dr. Std. Skt. 1-1/8"	20236	12 Pt. Combo. Wr. 1-9/8"						
12222	12 Pt. 1/2" Dr. Std. Skt. 1-1/4"	20237	12 Pt. Combo. Wr. 1-11/8"						
12260	12 Pt. 1/2" Dr. Dp. Skt. 1/2"	20238	12 Pt. Combo. Wr. 1-13/8"						
12261	12 Pt. 1/2" Dr. Dp. Skt. 9/16"	20239	12 Pt. Combo. Wr. 1-15/8"						

300 Piece Fractional/Metric Mechanic's Set (1/4", 3/8" & 1/2" Drives)

■ Item Number: 19603 (contains one each of the following:)

Number	Description	Number	Description	Number	Description	Number	Description	Number	Description
10021	6 Pt. 1/4" Dr. Std. Skt. 5/32"	11013	6 Pt. 3/8" Dr. Std. Skt. 11/16"	11366	12 Pt. 3/8" Dr. Dp. Skt. 16mm	12316	12 Pt. 1/2" Dr. Std. Skt. 16mm	57030	Short Arm Hex Key 3/8"
10022	6 Pt. 1/4" Dr. Std. Skt. 3/16"	11014	6 Pt. 3/8" Dr. Std. Skt. 3/4"	11367	12 Pt. 3/8" Dr. Dp. Skt. 17mm	12317	12 Pt. 1/2" Dr. Std. Skt. 17mm	57116	Short Arm Hex Key 1.5mm
10023	6 Pt. 1/4" Dr. Std. Skt. 7/32"	11015	6 Pt. 3/8" Dr. Std. Skt. 13/16"	11368	12 Pt. 3/8" Dr. Dp. Skt. 18mm	12318	12 Pt. 1/2" Dr. Std. Skt. 18mm	57118	Short Arm Hex Key 2mm
10024	6 Pt. 1/4" Dr. Std. Skt. 1/4"	11058	6 Pt. 3/8" Dr. Dp. Skt. 3/8"	11369	12 Pt. 3/8" Dr. Dp. Skt. 19mm	12319	12 Pt. 1/2" Dr. Std. Skt. 19mm	57120	Short Arm Hex Key 2.5mm
10025	6 Pt. 1/4" Dr. Std. Skt. 9/32"	11059	6 Pt. 3/8" Dr. Dp. Skt. 7/16"	11412	6 Pt. 3/8" Dr. Spark Plug Skt. 5/8"	12320	12 Pt. 1/2" Dr. Std. Skt. 20mm	57122	Short Arm Hex Key 3mm
10026	6 Pt. 1/4" Dr. Std. Skt. 5/16"	11060	6 Pt. 3/8" Dr. Dp. Skt. 1/2"	11415	6 Pt. 3/8" Dr. Spark Plug Skt. 13/16"	12321	12 Pt. 1/2" Dr. Std. Skt. 21mm	57124	Short Arm Hex Key 4mm
10027	6 Pt. 1/4" Dr. Std. Skt. 11/32"	11061	6 Pt. 3/8" Dr. Dp. Skt. 9/16"	11902	3/8" Dr. Extension 1-1/2"	12322	12 Pt. 1/2" Dr. Std. Skt. 22mm	57126	Short Arm Hex Key 5mm
10028	6 Pt. 1/4" Dr. Std. Skt. 3/8"	11062	6 Pt. 3/8" Dr. Dp. Skt. 5/8"	11905	3/8" Dr. Extension 3"	12327	12 Pt. 1/2" Dr. Std. Skt. 27mm	57128	Short Arm Hex Key 6mm
10029	6 Pt. 1/4" Dr. Std. Skt. 7/16"	11063	6 Pt. 3/8" Dr. Dp. Skt. 11/16"	11910	3/8" Dr. Extension 6"	12330	12 Pt. 1/2" Dr. Std. Skt. 30mm	57130	Short Arm Hex Key 8mm
10030	6 Pt. 1/4" Dr. Std. Skt. 1/2"	11064	6 Pt. 3/8" Dr. Dp. Skt. 3/4"	11913	3/8" Dr. Round Head Ratchet	12332	12 Pt. 1/2" Dr. Std. Skt. 32mm	57132	Short Arm Hex Key 10mm
10052	6 Pt. 1/4" Dr. Dp. Skt. 3/16"	11065	6 Pt. 3/8" Dr. Dp. Skt. 13/16"	11925	3/8" Dr. 3/8" x 1/2" Inc. Adapter	12412	6 Pt. 1/2" Dr. Spark Plug Skt. 5/8"	57982	Short Arm Torx Key T-7
10053	6 Pt. 1/4" Dr. Dp. Skt. 7/32"	11066	6 Pt. 3/8" Dr. Dp. Skt. 7/8"	11927	3/8" Dr. 3/8" x 1/4" Red. Adapter	12415	6 Pt. 1/2" Dr. Spark Plug Skt. 13/16"	57983	Short Arm Torx Key T-8
10054	6 Pt. 1/4" Dr. Dp. Skt. 1/4"	11160	6 Pt. 3/8" Dr. Dp. Skt. 10mm	11930	3/8" Dr. Universal Joint	12805	1/2" Dr. Extension 3"	57984	Short Arm Torx Key T-9
10055	6 Pt. 1/4" Dr. Dp. Skt. 9/32"	11161	6 Pt. 3/8" Dr. Dp. Skt. 11mm	12107	6 Pt. 3/8" Dr. Std. Skt. 7mm	12811	1/2" Dr. Round Head Ratchet	57985	Short Arm Torx Key T-10
10056	6 Pt. 1/4" Dr. Dp. Skt. 5/16"	11162	6 Pt. 3/8" Dr. Dp. Skt. 12mm	12108	6 Pt. 3/8" Dr. Std. Skt. 8mm	20204	12 Pt. Combo. Wr. 1/4"	57986	Short Arm Torx Key T-15
10057	6 Pt. 1/4" Dr. Dp. Skt. 11/32"	11163	6 Pt. 3/8" Dr. Dp. Skt. 13mm	12109	6 Pt. 3/8" Dr. Std. Skt. 9mm	20206	12 Pt. Combo. Wr. 5/16"	57987	Short Arm Torx Key T-20
10058	6 Pt. 1/4" Dr. Dp. Skt. 3/8"	11164	6 Pt. 3/8" Dr. Dp. Skt. 14mm	12110	6 Pt. 3/8" Dr. Std. Skt. 10mm	20208	12 Pt. Combo. Wr. 3/8"	57988	Short Arm Torx Key T-25
10059	6 Pt. 1/4" Dr. Dp. Skt. 7/16"	11165	6 Pt. 3/8" Dr. Dp. Skt. 15mm	12111	6 Pt. 3/8" Dr. Std. Skt. 11mm	20209	12 Pt. Combo. Wr. 7/16"	57989	Short Arm Torx Key T-27
10060	6 Pt. 1/4" Dr. Dp. Skt. 1/2"	11166	6 Pt. 3/8" Dr. Dp. Skt. 16mm	12112	6 Pt. 3/8" Dr. Std. Skt. 12mm	20210	12 Pt. Combo. Wr. 1/2"	57990	Short Arm Torx Key T-30
10102	6 Pt. 1/4" Dr. Std. Skt. 4mm	11167	6 Pt. 3/8" Dr. Dp. Skt. 17mm	12113	6 Pt. 3/8" Dr. Std. Skt. 13mm	20211	12 Pt. Combo. Wr. 9/16"	57991	Short Arm Torx Key T-40
10104	6 Pt. 1/4" Dr. Std. Skt. 5mm	11168	6 Pt. 3/8" Dr. Dp. Skt. 18mm	12114	6 Pt. 3/8" Dr. Std. Skt. 14mm	20212	12 Pt. Combo. Wr. 5/8"	57992	Short Arm Torx Key T-45
10106	6 Pt. 1/4" Dr. Std. Skt. 6mm	11169	6 Pt. 3/8" Dr. Dp. Skt. 19mm	12115	6 Pt. 3/8" Dr. Std. Skt. 15mm	20214	12 Pt. Combo. Wr. 3/4"	57993	Short Arm Torx Key T-50
10107	6 Pt. 1/4" Dr. Std. Skt. 7mm	11206	12 Pt. 3/8" Dr. Std. Skt. 5/16"	12116	6 Pt. 3/8" Dr. Std. Skt. 16mm	20307	12 Pt. Combo. Wr. 7mm	57994	Short Arm Torx Key T-55
10108	6 Pt. 1/4" Dr. Std. Skt. 8mm	11208	12 Pt. 3/8" Dr. Std. Skt. 3/8"	12117	6 Pt. 3/8" Dr. Std. Skt. 17mm	20308	12 Pt. Combo. Wr. 8mm	58676	3/8" Dr. Hex Bit Skt. 3mm
10109	6 Pt. 1/4" Dr. Std. Skt. 9mm	11209	12 Pt. 3/8" Dr. Std. Skt. 7/16"	12118	6 Pt. 3/8" Dr. Std. Skt. 18mm	20309	12 Pt. Combo. Wr. 9mm	58678	3/8" Dr. Hex Bit Skt. 4mm
10110	6 Pt. 1/4" Dr. Std. Skt. 10mm	11210	12 Pt. 3/8" Dr. Std. Skt. 1/2"	12119	6 Pt. 3/8" Dr. Std. Skt. 19mm	20310	12 Pt. Combo. Wr. 10mm	58680	3/8" Dr. Hex Bit Skt. 5mm
10111	6 Pt. 1/4" Dr. Std. Skt. 11mm	11211	12 Pt. 3/8" Dr. Std. Skt. 9/16"	12120	6 Pt. 3/8" Dr. Std. Skt. 20mm	20311	12 Pt. Combo. Wr. 11mm	58682	3/8" Dr. Hex Bit Skt. 6mm
10112	6 Pt. 1/4" Dr. Std. Skt. 12mm	11212	12 Pt. 3/8" Dr. Std. Skt. 5/8"	12121	6 Pt. 3/8" Dr. Std. Skt. 21mm	20312	12 Pt. Combo. Wr. 12mm	58684	3/8" Dr. Hex Bit Skt. 8mm
10113	6 Pt. 1/4" Dr. Std. Skt. 13mm	11213	12 Pt. 3/8" Dr. Std. Skt. 11/16"	12122	6 Pt. 3/8" Dr. Std. Skt. 22mm	20313	12 Pt. Combo. Wr. 13mm	58686	3/8" Dr. Hex Bit Skt. 10mm
10152	6 Pt. 1/4" Dr. Dp. Skt. 4mm	11214	12 Pt. 3/8" Dr. Std. Skt. 3/4"	12208	12 Pt. 1/2" Dr. Std. Skt. 3/8"	20314	12 Pt. Combo. Wr. 14mm	58802	3/8" Dr. Hex Bit Skt. 1/8"
10154	6 Pt. 1/4" Dr. Dp. Skt. 5mm	11215	12 Pt. 3/8" Dr. Std. Skt. 13/16"	12209	12 Pt. 1/2" Dr. Std. Skt. 7/16"	20315	12 Pt. Combo. Wr. 15mm	58806	3/8" Dr. Hex Bit Skt. 5/32"
10156	6 Pt. 1/4" Dr. Dp. Skt. 6mm	11216	12 Pt. 3/8" Dr. Std. Skt. 7/8"	12210	12 Pt. 1/2" Dr. Std. Skt. 1/2"	20316	12 Pt. Combo. Wr. 16mm	58808	3/8" Dr. Hex Bit Skt. 3/16"
10157	6 Pt. 1/4" Dr. Dp. Skt. 7mm	11258	12 Pt. 3/8" Dr. Dp. Skt. 3/8"	12211	12 Pt. 1/2" Dr. Std. Skt. 9/16"	20317	12 Pt. Combo. Wr. 17mm	58810	3/8" Dr. Hex Bit Skt. 7/32"
10158	6 Pt. 1/4" Dr. Dp. Skt. 8mm	11259	12 Pt. 3/8" Dr. Dp. Skt. 7/16"	12212	12 Pt. 1/2" Dr. Std. Skt. 5/8"	20319	12 Pt. Combo. Wr. 19mm	58812	3/8" Dr. Hex Bit Skt. 1/4"
10159	6 Pt. 1/4" Dr. Dp. Skt. 9mm	11260	12 Pt. 3/8" Dr. Dp. Skt. 1/2"	12213	12 Pt. 1/2" Dr. Std. Skt. 11/16"	38002	Solid Shaft Nut Driver 3/16"	58814	3/8" Dr. Hex Bit Skt. 5/16"
10160	6 Pt. 1/4" Dr. Dp. Skt. 10mm	11261	12 Pt. 3/8" Dr. Dp. Skt. 9/16"	12214	12 Pt. 1/2" Dr. Std. Skt. 3/4"	38004	Solid Shaft Nut Driver 1/4"	58815	3/8" Dr. Hex Bit Skt. 3/8"
10161	6 Pt. 1/4" Dr. Dp. Skt. 11mm	11262	12 Pt. 3/8" Dr. Dp. Skt. 5/8"	12215	12 Pt. 1/2" Dr. Std. Skt. 13/16"	38006	Solid Shaft Nut Driver 5/16"	60300	6 Pt. Midget Combo. Wr. 5/32"
10162	6 Pt. 1/4" Dr. Dp. Skt. 12mm	11263	12 Pt. 3/8" Dr. Dp. Skt. 11/16"	12216	12 Pt. 1/2" Dr. Std. Skt. 7/8"	38007	Solid Shaft Nut Driver 11/32"	60302	6 Pt. Midget Combo. Wr. 3/16"
10163	6 Pt. 1/4" Dr. Dp. Skt. 13mm	11264	12 Pt. 3/8" Dr. Dp. Skt. 3/4"	12217	12 Pt. 1/2" Dr. Std. Skt. 15/16"	38008	Solid Shaft Nut Driver 3/8"	60304	6 Pt. Midget Combo. Wr. 13/64"
10164	6 Pt. 1/4" Dr. Dp. Skt. 14mm	11265	12 Pt. 3/8" Dr. Dp. Skt. 13/16"	12218	12 Pt. 1/2" Dr. Std. Skt. 1"	38009	Solid Shaft Nut Driver 7/16"	60306	6 Pt. Midget Combo. Wr. 7/32"
10202	12 Pt. 1/4" Dr. Std. Skt. 3/16"	11266	12 Pt. 3/8" Dr. Dp. Skt. 7/8"	12219	12 Pt. 1/2" Dr. Std. Skt. 1-1/16"	38010	Solid Shaft Nut Driver 1/2"	60308	6 Pt. Midget Combo. Wr. 15/64"
10203	12 Pt. 1/4" Dr. Std. Skt. 7/32"	11309	12 Pt. 3/8" Dr. Std. Skt. 9mm	12220	12 Pt. 1/2" Dr. Std. Skt. 1-1/8"	38033	3/16" x 3" Cabinet Tip Screwdriver	60400	6 Pt. Midget Combo. Wr. 1/4"
10204	12 Pt. 1/4" Dr. Std. Skt. 1/4"	11310	12 Pt. 3/8" Dr. Std. Skt. 10mm	12222	12 Pt. 1/2" Dr. Std. Skt. 1-1/4"	38036	#1 x 3" Phillips Screwdriver	60402	6 Pt. Midget Combo. Wr. 9/32"
10205	12 Pt. 1/4" Dr. Std. Skt. 9/32"	11311	12 Pt. 3/8" Dr. Std. Skt. 11mm	12260	12 Pt. 1/2" Dr. Dp. Skt. 1/2"	38037	#2 x 4" Phillips Screwdriver	60404	6 Pt. Midget Combo. Wr. 5/16"
10206	12 Pt. 1/4" Dr. Std. Skt. 5/16"	11312	12 Pt. 3/8" Dr. Std. Skt. 12mm	12261	12 Pt. 1/2" Dr. Dp. Skt. 9/16"	38038	#3 x 6" Phillips Screwdriver	60406	6 Pt. Midget Combo. Wr. 3/8"
10207	12 Pt. 1/4" Dr. Std. Skt. 11/32"	11313	12 Pt. 3/8" Dr. Std. Skt. 13mm	12262	12 Pt. 1/2" Dr. Dp. Skt. 5/8"	38039	1/4" x 4" Round Blade Screwdriver	60408	6 Pt. Midget Combo. Wr. 7/16"
10208	12 Pt. 1/4" Dr. Std. Skt. 3/8"	11314	12 Pt. 3/8" Dr. Std. Skt. 14mm	12263	12 Pt. 1/2" Dr. Dp. Skt. 11/16"	38041	5/16" x 6" Round Blade Screwdriver	60430	6 Pt. Midget Combo. Wr. 4mm
10209	12 Pt. 1/4" Dr. Std. Skt. 7/16"	11315	12 Pt. 3/8" Dr. Std. Skt. 15mm	12264	12 Pt. 1/2" Dr. Dp. Skt. 3/4"	38044	1/4" x 1-1/2" Stubby Screwdriver	60432	6 Pt. Midget Combo. Wr. 4.5mm
10210	12 Pt. 1/4" Dr. Std. Skt. 1/2"	11316	12 Pt. 3/8" Dr. Std. Skt. 16mm	12265	12 Pt. 1/2" Dr. Dp. Skt. 13/16"	38045	#2 x 1-1/2" Stubby Phillips Screwdriver	60434	6 Pt. Midget Combo. Wr. 5mm
10902	1/4" Dr. Extension 1-1/2"	11317	12 Pt. 3/8" Dr. Std. Skt. 17mm	12266	12 Pt. 1/2" Dr. Dp. Skt. 7/8"			60436	6 Pt. Midget Combo. Wr. 5.5mm
10905	1/4" Dr. Extension 3"	11318	12 Pt. 3/8" Dr. Std. Skt. 18mm	12267	12 Pt. 1/2" Dr. Dp. Skt. 15/16"	57006	Short Arm Hex Key .050"	60438	6 Pt. Midget Combo. Wr. 6mm
10909	1/4" Dr. Round Head Ratchet	11319	12 Pt. 3/8" Dr. Std. Skt. 19mm	12268	12 Pt. 1/2" Dr. Dp. Skt. 1"	57008	Short Arm Hex Key 1/16"	60440	6 Pt. Midget Combo. Wr. 7mm
10910	1/4" Dr. Extension 6"	11321	12 Pt. 3/8" Dr. Std. Skt. 21mm	12269	12 Pt. 1/2" Dr. Dp. Skt. 1-1/16"	57010	Short Arm Hex Key 5/64"	60442	6 Pt. Midget Combo. Wr. 8mm
10915	1/4" Dr. Spinner Handle	11359	12 Pt. 3/8" Dr. Dp. Skt. 9mm	12270	12 Pt. 1/2" Dr. Dp. Skt. 1-1/8"	57012	Short Arm Hex Key 3/32"	60446	6 Pt. Midget Combo. Wr. 9mm
11006	6 Pt. 3/8" Dr. Std. Skt. 5/16"	11360	12 Pt. 3/8" Dr. Dp. Skt. 10mm	12310	12 Pt. 1/2" Dr. Std. Skt. 10mm	57014	Short Arm Hex Key 1/8"	60448	6 Pt. Midget Combo. Wr. 10mm
11008	6 Pt. 3/8" Dr. Std. Skt. 3/8"	11361	12 Pt. 3/8" Dr. Dp. Skt. 11mm	12311	12 Pt. 1/2" Dr. Std. Skt. 11mm	57020	Short Arm Hex Key 5/32"	60450	6 Pt. Midget Combo. Wr. 11mm
11009	6 Pt. 3/8" Dr. Std. Skt. 7/16"	11362	12 Pt. 3/8" Dr. Dp. Skt. 12mm	12312	12 Pt. 1/2" Dr. Std. Skt. 12mm	57022	Short Arm Hex Key 3/16"	419020C	5 Pc. Quick Change Screwdriver
11010	6 Pt. 3/8" Dr. Std. Skt. 1/2"	11363	12 Pt. 3/8" Dr. Dp. Skt. 13mm	12313	12 Pt. 1/2" Dr. Std. Skt. 13mm	57024	Short Arm Hex Key 7/32"		Approx. Wt. 43 lbs.
11011	6 Pt. 3/8" Dr. Std. Skt. 9/16"	11364	12 Pt. 3/8" Dr. Dp. Skt. 14mm	12314	12 Pt. 1/2" Dr. Std. Skt. 14mm	57026	Short Arm Hex Key 1/4"		
11012	6 Pt. 3/8" Dr. Std. Skt. 5/8"	11365	12 Pt. 3/8" Dr. Dp. Skt. 15mm	12315	12 Pt. 1/2" Dr. Std. Skt. 15mm	57028	Short Arm Hex Key 5/16"		



INDUSTRIAL TOOL SET CONTENTS

226 Piece Master Aircraft/Avionics Set (1/4", 3/8" & 1/2" Drives)

■ Item Number: 19632 with No.19804 Roller Cabinet ■ Item Number: 19631 Tools Only - 225 pcs. (contains one each of the following:)

Number	Description	Number	Description	Number	Description	Number	Description	Number	Description
10022	6 Pt. 1/4" Dr. Std. Skt. 3/16"	12211	12 Pt. 1/2" Dr. Std. Skt. 9/16"		3/8"X7/16"	30838	#3 X 6" Phillips Screwdriver	66118	Midget Open End Wr. 9/32"
10023	6 Pt. 1/4" Dr. Std. Skt. 7/32"	12212	12 Pt. 1/2" Dr. Std. Skt. 5/8"	21410	6 Pt. Dbl. End Flare Nut Wr. 1/2"X9/16"	30839	1/4" X 4" Round Blade Screwdriver	66120	Midget Open End Wr. 5/16"
10024	6 Pt. 1/4" Dr. Std. Skt. 1/4"	12213	12 Pt. 1/2" Dr. Std. Skt. 11/16"			30841	5/16" X 6" Round Blade Screwdriver	66122	Midget Open End Wr. 11/32"
10025	6 Pt. 1/4" Dr. Std. Skt. 9/32"	12214	12 Pt. 1/2" Dr. Std. Skt. 3/4"	21412	6 Pt. Dbl. End Flare Nut Wr. 5/8"X11/16"	30843	3/8" X 8" Square Blade Screwdriver	66124	Midget Open End Wr. 3/8"
10026	6 Pt. 1/4" Dr. Std. Skt. 5/16"	12215	12 Pt. 1/2" Dr. Std. Skt. 13/16"			30844	1/4" X 1-1/2" Stubby Screwdriver	66128	Midget Open End Wr. 7/16"
10027	6 Pt. 1/4" Dr. Std. Skt. 11/32"	12216	12 Pt. 1/2" Dr. Std. Skt. 7/8"	22208	12 Pt. Offset Box Wr. 3/8"X7/16"	30845	#2 X 1-1/2" Stubby Phillips Screwdriver	161	Deluxe Feeler Gauge
10028	6 Pt. 1/4" Dr. Std. Skt. 3/8"	12217	12 Pt. 1/2" Dr. Std. Skt. 15/16"	22210	12 Pt. Offset Box Wr. 1/2"X9/16"	57002	.028" Short Arm Hex Key	165	Spark Plug Gap Wire Gauge
10029	6 Pt. 1/4" Dr. Std. Skt. 7/16"	12218	12 Pt. 1/2" Dr. Std. Skt. 1"	22212	12 Pt. Offset Box Wr. 5/8"X3/4"	57004	.035" Short Arm Hex Key	2162	Electric Wire Stripper & Crimper
10030	6 Pt. 1/4" Dr. Std. Skt. 1/2"	12219	12 Pt. 1/2" Dr. Std. Skt. 1-1/16"	22213	12 Pt. Offset Box Wr. 11/16"X13/16"	57006	.050" Short Arm Hex Key	2282	Slotted Screw Starter
10054	6 Pt. 1/4" Dr. Dp. Skt. 1/4"	12220	12 Pt. 1/2" Dr. Std. Skt. 1-1/8"	22214	12 Pt. Offset Box Wr. 3/4"X7/8"	57008	1/16" Short Arm Hex Key	2283	Phillips Screw Starter
10055	6 Pt. 1/4" Dr. Dp. Skt. 9/32"	12222	12 Pt. 1/2" Dr. Std. Skt. 1-1/4"	22604	Ratcheting Box End Wr. 1/4"X5/16"	57010	5/64" Short Arm Hex Key	3151	Large Convertible Snap Ring Ringers
10056	6 Pt. 1/4" Dr. Dp. Skt. 5/16"	12800	1/2" Dr. Ratchet Teardrop-Q.R.	22608	Ratcheting Box End Wr. 3/8"X7/16"	57012	3/32" Short Arm Hex Key	485	Gasket Scraper
10057	6 Pt. 1/4" Dr. Dp. Skt. 11/32"	12810	1/2" Dr. Extension 6"	22610	Ratcheting Box End Wr. 1/2"X9/16"	57013	7/64" Short Arm Hex Key	2108	Telescoping Mirror
10058	6 Pt. 1/4" Dr. Dp. Skt. 3/8"	12812	1/2" Dr. Extension 10"	22612	Ratcheting Box End Wr. 5/8"X11/16"	57014	1/8" Short Arm Hex Key	2281	Telescoping Magnetic Retrieving Tool
10059	6 Pt. 1/4" Dr. Dp. Skt. 7/16"	12820	1/2" Dr. Flex Handle	22614	Ratcheting Box End Wr. 3/4"X7/8"	57018	9/64" Short Arm Hex Key	2844	Flexible Retrieving Tool
10060	6 Pt. 1/4" Dr. Dp. Skt. 1/2"	12825	1/2" Dr. Speeder Handle	24004	Adj. Wr. 4"	57020	5/32" Short Arm Hex Key	3121	Hook and Pick Set
10900	1/4" Dr. Ratchet Teardrop-Q.R.	12830	1/2" Dr. Universal Joint	24006	Adj. Wr. 6"	57022	3/16" Short Arm Hex Key	3264	3/8" Dr. Micrometer Torque Wrench
10902	1/4" Dr. Extension 1-1/2"	20204	12 Pt. Combo. Wr. 1/4"	24008	Adj. Wr. 8"	57024	7/32" Short Arm Hex Key	3265	1/2" Dr. Micrometer Torque Wrench
10910	1/4" Dr. Extension 6"	20206	12 Pt. Combo. Wr. 5/16"	24010	Adj. Wr. 10"	57026	1/4" Short Arm Hex Key	23 100C	Left Cutting, Aviation Snip
10915	1/4" Dr. Spinner Handle	20208	12 Pt. Combo. Wr. 3/8"	24012	Adj. Wr. 12"	57028	5/16" Short Arm Hex Key	23 101C	Straight Cutting, Aviation Snip
10920	1/4" Dr. Flex Handle	20209	12 Pt. Combo. Wr. 7/16"	25108	Slip Joint Pliers 8"	57030	3/8" Short Arm Hex Key	23 102C	Right Cutting, Aviation Snip
10925	1/4" Dr. Adapter 1/4" X 3/8"	20210	12 Pt. Combo. Wr. 1/2"	25206	Chain Nose 6-1/2", w/Cutter	57100	3/16" Hollow Shaft Nut Driver	41 4101	#1 Phillips Bit Skt. HD 1/4" Dr.
10930	1/4" Dr. Universal Joint	20211	12 Pt. Combo. Wr. 9/16"	25310	Rib Lock Pliers 10"	57102	1/4" Hollow Shaft Nut Driver	41 4102	#2 Phillips Bit Skt. HD 1/4" Dr.
11208	12 Pt. 3/8" Dr. Std. Skt. 3/8"	20212	12 Pt. Combo. Wr. 5/8"	25406	Diagonal Cutting Pliers 6"	57104	5/16" Hollow Shaft Nut Driver	41 4115	4-5 Slotted Bit Skt. HD 1/4" Dr.
11209	12 Pt. 3/8" Dr. Std. Skt. 7/16"	20213	12 Pt. Combo. Wr. 11/16"	25624	Pin Punch, Cut 3/32", Hex 5/16", Long 4-3/4"	57106	11/32" Hollow Shaft Nut Driver	81 601	Replacement Tip for 81600 (Hard)
11210	12 Pt. 3/8" Dr. Std. Skt. 1/2"	20214	12 Pt. Combo. Wr. 3/4"	25625	Pin Punch, Cut 1/8", Hex 5/16", Long 5"	57108	3/8" Hollow Shaft Nut Driver	81 602	Replacement Tip for 81600 (Soft)
11211	12 Pt. 3/8" Dr. Std. Skt. 9/16"	20215	12 Pt. Combo. Wr. 13/16"	25626	Pin Punch, Cut 3/16", Hex 5/16", Long 5-1/2"	57110	7/16" Hollow Shaft Nut Driver	3009	Tape Measure
11212	12 Pt. 3/8" Dr. Std. Skt. 5/8"	20216	12 Pt. Combo. Wr. 7/8"	25628	Pin Punch, Cut 1/4", Hex 3/8", Long 7"	57112	1/2" Hollow Shaft Nut Driver	2054	Safety Goggles
11213	12 Pt. 3/8" Dr. Std. Skt. 11/16"	20217	12 Pt. Combo. Wr. 15/16"	25633	Lg. Taper Punch, Cut 3/16", Hex 1/2", Long 9"	58800	3/8" Dr. Hex Bit Skt. 7/64"	2425	Putty Knife
11214	12 Pt. 3/8" Dr. Std. Skt. 3/4"	20218	12 Pt. Combo. Wr. 1"	25639	Solid Punch, Cut 1/8", Hex 5/16", Long 4-1/2"	58802	3/8" Dr. Hex Bit Skt. 1/8"	2522	Steel Rule 6"
11258	12 Pt. 3/8" Dr. Dp. Skt. 3/8"	20219	12 Pt. Combo. Wr. 1-1/16"	25642	Solid Punch, Cut 1/4", Hex 3/8", Long 5"	58804	3/8" Dr. Hex Bit Skt. 9/64"	2969	Machinist's Square 12" Rule
11259	12 Pt. 3/8" Dr. Dp. Skt. 7/16"	20220	12 Pt. Combo. Wr. 1-1/8"	25645	Center Punch, Hex 3/8", Long 5" Cold Chisel, Cut 3/8", Hex 5/16", Long 5-1/4"	58806	3/8" Dr. Hex Bit Skt. 5/32"	19804	Roller Cabinet, 7 drawer
11260	12 Pt. 3/8" Dr. Dp. Skt. 1/2"	20222	12 Pt. Combo. Wr. 1-1/4"	25655	Cold Chisel, Cut 1/2", Hex 3/8", Long 6"	58808	3/8" Dr. Hex Bit Skt. 3/16"		
11261	12 Pt. 3/8" Dr. Dp. Skt. 9/16"	20250	3/8" Dr. Crowfoot Wr. 3/8"	25656	Cold Chisel, Cut 3/4", Hex 5/8", Long 7"	58812	3/8" Dr. Hex Bit Skt. 1/4"		
11262	12 Pt. 3/8" Dr. Dp. Skt. 5/8"	20252	3/8" Dr. Crowfoot Wr. 7/16"	25657	Cold Chisel, Cut 7/8", Hex 3/4", Long 7-1/2"	58814	3/8" Dr. Hex Bit Skt. 5/16"		
11263	12 Pt. 3/8" Dr. Dp. Skt. 11/16"	20253	3/8" Dr. Crowfoot Wr. 1/2"	25658	Pinch Bars Long 16"	58815	3/8" Dr. Hex Bit Skt. 3/8"		
11264	12 Pt. 3/8" Dr. Dp. Skt. 3/4"	20254	3/8" Dr. Crowfoot Wr. 9/16"	25659	8 Oz. 12-1/4" Ball Pein Hammer	61015	Challenger Hacksaw Blades		
11412	6 Pt. 3/8" Dr. Spark Plug Skt. 5/8"	20255	3/8" Dr. Crowfoot Wr. 5/8"	25702	16 Oz. 11-5/8 Soft Face Hammer	61231	Bimetal 12" 24 Teeth Hacksaw Blades		
11508	6 Pt. 3/8" Dr. Universal Skt. 3/8"	20256	3/8" Dr. Crowfoot Wr. 11/16"	25704	12 Oz. 11-5/8 Soft Face Hammer	66030	6 Pt. Midget Combo. Wr. 5/32"		
11509	6 Pt. 3/8" Dr. Universal Skt. 7/16"	20257	3/8" Dr. Crowfoot Wr. 3/4"	30833	3/16" X 3" Cabinet Tip Screwdriver #0 X 2 1/2" Phillips Screwdriver w/ Clip	66032	6 Pt. Midget Combo. Wr. 3/16"		
11510	6 Pt. 3/8" Dr. Universal Skt. 1/2"	20258	3/8" Dr. Crowfoot Wr. 13/16"	30835	#1 X 3" Phillips Screwdriver	66034	12 Pt. Midget Combo. Wr. 13/64"		
11511	6 Pt. 3/8" Dr. Universal Skt. 9/16"	20259	3/8" Dr. Crowfoot Wr. 7/8"	30836	#1 X 3" Phillips Screwdriver	66036	12 Pt. Midget Combo. Wr. 7/32"		
11512	6 Pt. 3/8" Dr. Universal Skt. 5/8"	20564	3/8" Dr. Crowfoot Wr. 1"	30837	#2 X 4" Phillips Screwdriver	66038	12 Pt. Midget Combo. Wr. 15/64"		
11513	6 Pt. 3/8" Dr. Universal Skt. 11/16"	21004	15D Angle Open End Wr. 1/4"X5/16"			66040	12 Pt. Midget Combo. Wr. 1/4"		
11514	6 Pt. 3/8" Dr. Universal Skt. 3/4"	21005	15D Angle Open End Wr. 5/16"X3/8"			66042	12 Pt. Midget Combo. Wr. 9/32"		
11900	3/8" Dr. Ratchet Teardrop-Q.R.	21009	15D Angle Open End Wr. 7/16"X1/2"			66044	12 Pt. Midget Combo. Wr. 5/16"		
11905	3/8" Dr. Extension 3"	21010	15D Angle Open End Wr. 1/2"X9/16"			66048	12 Pt. Midget Combo. Wr. 3/8"		
11910	3/8" Dr. Extension 6"	21011	15D Angle Open End Wr. 9/16"X5/8"			66050	12 Pt. Midget Combo. Wr. 7/16"		
11912	3/8" Dr. Extension 10"	21012	15D Angle Open End Wr. 5/8"X3/4"			66114	Midget Open End Wr. 7/32"		
11920	3/8" Dr. Flex Handle	21013	15D Angle Open End Wr. 11/16"X13/16"			66115	Midget Open End Wr. 15/64"		
11925	3/8" Dr. Adapter 3/8" X 1/2"	21014	15D Angle Open End Wr. 3/4"X7/8"			66116	Midget Open End Wr. 1/4"		
11926	3/8" Dr. Speeder Handle	21017	15D Angle Open End Wr. 15/16"X1"						
11927	3/8" Dr. Adapter 3/8" X 1/4"	21019	15D Angle Open End Wr. 1"						
11930	3/8" Dr. Universal Joint		1-1/16"X1-1/8"						
12209	12 Pt. 1/2" Dr. Std. Skt. 7/16"	21404	6 Pt. Dbl. End Flare Nut Wr.						
12210	12 Pt. 1/2" Dr. Std. Skt. 1/2"								

226 Piece Advanced Industrial Mechanic's Set (1/4", 3/8" & 1/2" Drives)

■ Item Number: 19630 with No.19804 Roller Cabinet ■ Item Number: 19629 Tools Only - 225 pcs. (contains one each of the following:)

10022 6 Pt. 1/4" Dr. Std. Skt. 3/16"	12208 12 Pt. 1/2" Dr. Std. Skt. 3/8"	11/16"X13/16"	25653 Cold Chisel, Cut 1/2", Hex 3/8", Long 6"	58804 3/8" Dr. Hex Bit Skt. 9/64"
10023 6 Pt. 1/4" Dr. Std. Skt. 7/32"	12209 12 Pt. 1/2" Dr. Std. Skt. 7/16"	21014 15D Angle Open End Wr. 3/4"X7/8"	25654 Cold Chisel, Cut 5/8", Hex 1/2", Long 6-1/2"	58806 3/8" Dr. Hex Bit Skt. 5/32"
10024 6 Pt. 1/4" Dr. Std. Skt. 1/4"	12210 12 Pt. 1/2" Dr. Std. Skt. 1/2"	21017 15D Angle Open End Wr. 15/16"X1"	25655 Cold Chisel, Cut 3/4", Hex 5/8", Long 7"	58808 3/8" Dr. Hex Bit Skt. 3/16"
10025 6 Pt. 1/4" Dr. Std. Skt. 9/32"	12211 12 Pt. 1/2" Dr. Std. Skt. 9/16"	21019 15D Angle Open End Wr. 1-1/16"X1-1/8"	25656 Cold Chisel, Cut 7/8", Hex 3/4", Long 7-1/2"	58810 3/8" Dr. Hex Bit Skt. 7/32"
10026 6 Pt. 1/4" Dr. Std. Skt. 5/16"	12212 12 Pt. 1/2" Dr. Std. Skt. 5/8"	24006 Adj. Wr. 6"	25657 Cold Chisel Cut 1, Hex 7/8", Long 8"	58812 3/8" Dr. Hex Bit Skt. 1/4"
10027 6 Pt. 1/4" Dr. Std. Skt. 11/32"	12213 12 Pt. 1/2" Dr. Std. Skt. 11/16"	24008 Adj. Wr. 8"	25664 Lg. Cold Chisel, Cut 3/4", Hex 5/8", Long 12"	58814 3/8" Dr. Hex Bit Skt. 5/16"
10028 6 Pt. 1/4" Dr. Std. Skt. 3/8"	12214 12 Pt. 1/2" Dr. Std. Skt. 3/4"	24010 Adj. Wr. 10"	25668 Pinch Bars Long 16"	58815 3/8" Dr. Hex Bit Skt. 3/8"
10029 6 Pt. 1/4" Dr. Std. Skt. 7/16"	12215 12 Pt. 1/2" Dr. Std. Skt. 13/16"	25106 Slip Joint Pliers 6"	25670 Roll Bar Hex 1/2" Long 15"	58836 1/2" Dr. Hex Bit Skt. 1/4"
10030 6 Pt. 1/4" Dr. Std. Skt. 1/2"	12216 12 Pt. 1/2" Dr. Std. Skt. 7/8"	25108 Slip Joint Pliers 8"	25704 16 Oz. 14-1/4" Ball Pein Hammer	58838 1/2" Dr. Hex Bit Skt. 5/16"
10054 6 Pt. 1/4" Dr. Dp. Skt. 1/4"	12217 12 Pt. 1/2" Dr. Std. Skt. 15/16"	25206 Chain Nose 6-1/2", w/Cutter	25707 32 Oz. 16" Ball Pein Hammer	58840 1/2" Dr. Hex Bit Skt. 3/8"
10055 6 Pt. 1/4" Dr. Dp. Skt. 9/32"	12218 12 Pt. 1/2" Dr. Std. Skt. 1"	25207 Diagonal Cutting Pliers 7", Heavy Duty	25716 2 Oz. 11-5/8" Soft Face Hammer	58842 1/2" Dr. Hex Bit Skt. 7/16"
10056 6 Pt. 1/4" Dr. Dp. Skt. 5/16"	12219 12 Pt. 1/2" Dr. Std. Skt. 1-1/16"	25208 Linesman Pliers 8"	30802 Solid Shaft Nut Driver 3/16"	58844 1/2" Dr. Hex Bit Skt. 1/2"
10057 6 Pt. 1/4" Dr. Dp. Skt. 11/32"	12220 12 Pt. 1/2" Dr. Std. Skt. 1-1/8"	25310 Rib Lock Pliers 10"	30804 Solid Shaft Nut Driver 1/4"	58848 1/2" Dr. Hex Bit Skt. 9/16"
10058 6 Pt. 1/4" Dr. Dp. Skt. 3/8"	12222 12 Pt. 1/2" Dr. Std. Skt. 1-1/4"	25406 Diagonal Cutting Pliers 6"	30806 Solid Shaft Nut Driver 5/16"	61015 Challenger Hacksaw
10059 6 Pt. 1/4" Dr. Dp. Skt. 7/16"	12260 12 Pt. 1/2" Dr. Dp. Skt. 1/2"	25624 Pin Punch, Cut 3/32", Hex 5/16", Long 4-3/4"	30807 Solid Shaft Nut Driver 11/32"	60300 6 Pt. Midget Combo. Wr. 5/32"
10060 6 Pt. 1/4" Dr. Dp. Skt. 1/2"	12261 12 Pt. 1/2" Dr. Dp. Skt. 9/16"	25625 Pin Punch, Cut 1/8", Hex 5/16", Long 5"	30808 Solid Shaft Nut Driver 3/8"	60302 6 Pt. Midget Combo. Wr. 3/16"
10900 1/4" Dr. Ratchet Teardrop-Q.R.	12262 12 Pt. 1/2" Dr. Dp. Skt. 3/4"	25626 Pin Punch, Cut 5/32", Hex 5/16", Long 5-1/4"	30809 Solid Shaft Nut Driver 7/16"	60304 12 Pt. Midget Combo. Wr. 13/64"
10902 1/4" Dr. Extension 1-1/2"	12263 12 Pt. 1/2" Dr. Dp. Skt. 11/16"	25627 Pin Punch, Cut 3/16", Hex 5/16", Long 5-1/2"	30810 Solid Shaft Nut Driver 1/2"	60308 12 Pt. Midget Combo. Wr. 15/64"
10910 1/4" Dr. Extension 6"	12264 12 Pt. 1/2" Dr. Dp. Skt. 1"	25628 Pin Punch, Cut 1/4", Hex 3/8", Long 7"	30833 3/16" X 3" Cabinet Tip Screwdriver	60400 12 Pt. Midget Combo. Wr. 1/4"
10915 1/4" Dr. Spinner Handle	12265 12 Pt. 1/2" Dr. Dp. Skt. 13/16"	25629 Pin Punch, Cut 5/16", Hex 1/2", Long 7"	30835 #0 X 2 1/2" Phillips Screwdriver w/ Clip	60404 12 Pt. Midget Combo. Wr. 9/32"
10920 1/4" Dr. Flex Handle	12266 12 Pt. 1/2" Dr. Dp. Skt. 7/8"	25632 Lg. Taper Punch, Cut 5/32", Hex 1/2", Long 8-1/2"	30836 #1 X 3" Phillips Screwdriver	60406 12 Pt. Midget Combo. Wr. 5/16"
10930 1/4" Dr. Universal Joint	12267 12 Pt. 1/2" Dr. Dp. Skt. 15/16"	25633 Lg. Taper Punch, Cut 3/16", Hex 1/2", Long 9"	30837 #2 X 4" Phillips Screwdriver	60412 12 Pt. Midget Combo. Wr. 3/8"
11208 12 Pt. 3/8" Dr. Std. Skt. 3/8"	12268 12 Pt. 1/2" Dr. Dp. Skt. 1"	25634 Lg. Taper Punch, Cut 1/4", Hex 5/8", Long 11"	30844 1/4" X 1-1/2" Stubby Screwdriver	60418 12 Pt. Midget Combo. Wr. 7/16"
11209 12 Pt. 3/8" Dr. Std. Skt. 7/16"	12269 12 Pt. 1/2" Dr. Dp. Skt. 1-1/16"	25635 Lg. Taper Punch, Cut 5/16", Hex 5/8", Long 11"	30845 #2 X 1-1/2" Stubby Phillips Screwdriver	66114 Midget Open End Wr. 7/32"
11210 12 Pt. 3/8" Dr. Std. Skt. 1/2"	12270 12 Pt. 1/2" Dr. Dp. Skt. 1-1/8"	25639 Solid Punch, Cut 1/8", Hex 5/16", Long 4-1/2"	57002 .028" Short Arm Hex Key	66115 Midget Open End Wr. 15/64"
11211 12 Pt. 3/8" Dr. Std. Skt. 9/16"	12800 1/2" Dr. Ratchet Teardrop-Q.R.	25640 Solid Punch Cut 5/32", Hex 3/8", Long 5"	57004 .035" Short Arm Hex Key	66116 Midget Open End Wr. 1/4"
11212 12 Pt. 3/8" Dr. Std. Skt. 5/8"	12805 1/2" Dr. Extension 3"	25641 Solid Punch, Cut 3/16", Hex 3/8", Long 5"	57006 .050" Short Arm Hex Key	66118 Midget Open End Wr. 9/32"
11213 12 Pt. 3/8" Dr. Std. Skt. 11/16"	12810 1/2" Dr. Extension 6"	25642 Solid Punch, Cut 1/4", Hex 3/8", Long 5"	57008 1/16" Short Arm Hex Key	66120 Midget Open End Wr. 5/16"
11214 12 Pt. 3/8" Dr. Std. Skt. 3/4"	12812 1/2" Dr. Extension 10"	25643 Solid Punch, Cut 5/16", Hex 5/8", Long 7"	57010 5/64" Short Arm Hex Key	66122 Midget Open End Wr. 11/32"
11215 12 Pt. 3/8" Dr. Std. Skt. 13/16"	12820 1/2" Dr. Flex Handle	25644 Solid Punch, Cut 3/8", Hex 3/4", Long 8"	57012 3/32" Short Arm Hex Key	66124 Midget Open End Wr. 3/8"
11216 12 Pt. 3/8" Dr. Std. Skt. 7/8"	12825 1/2" Dr. Speeder Handle	25645 Prick Punch, Hex 3/8", Long 5"	57018 7/64" Short Arm Hex Key	66128 Midget Open End Wr. 7/16"
11258 12 Pt. 3/8" Dr. Dp. Skt. 3/8"	12830 1/2" Dr. Universal Joint	25647 Center Punch, Hex 3/8", Long 5"	57020 5/32" Short Arm Hex Key	19804 Roller Cabinet, 7 drawer
11259 12 Pt. 3/8" Dr. Dp. Skt. 7/16"	20204 12 Pt. Combo. Wr. 1/4"	25648 Center Punch, Hex 1/2", Long 6"	57022 3/16" Short Arm Hex Key	Approx. Wt.
11260 12 Pt. 3/8" Dr. Dp. Skt. 1/2"	20206 12 Pt. Combo. Wr. 5/16"	25651 Cold Chisel, Cut 3/8", Hex 5/16", Long 5-1/4"	57024 7/32" Short Arm Hex Key	19630: 266 lbs.
11261 12 Pt. 3/8" Dr. Dp. Skt. 9/16"	20208 12 Pt. Combo. Wr. 3/8"	25652 Cold Chisel, Cut 7/16", Hex 3/8", Long 5-1/2"	57026 1/4" Short Arm Hex Key	19629: 87 lbs.
11262 12 Pt. 3/8" Dr. Dp. Skt. 5/8"	20209 12 Pt. Combo. Wr. 7/16"		57028 5/16" Short Arm Hex Key	19804: 175 lbs.
11263 12 Pt. 3/8" Dr. Dp. Skt. 11/16"	20210 12 Pt. Combo. Wr. 1/2"		57030 3/8" Short Arm Hex Key	
11264 12 Pt. 3/8" Dr. Dp. Skt. 3/4"	20211 12 Pt. Combo. Wr. 9/16"		57032 1/2" Short Arm Hex Key	
11265 12 Pt. 3/8" Dr. Dp. Skt. 13/16"	20212 12 Pt. Combo. Wr. 5/8"		57034 9/16" Short Arm Hex Key	
11266 12 Pt. 3/8" Dr. Dp. Skt. 7/8"	20213 12 Pt. Combo. Wr. 11/16"		57036 5/8" Short Arm Hex Key	
11412 6 Pt. 3/8" Dr. Spark Plug Skt. 5/8"	20214 12 Pt. Combo. Wr. 3/4"		58800 3/8" Dr. Hex Bit Skt. 7/64"	
11508 6 Pt. 3/8" Dr. Universal Skt. 3/8"	20215 12 Pt. Combo. Wr. 13/16"		58802 3/8" Dr. Hex Bit Skt. 1/8"	
11509 6 Pt. 3/8" Dr. Universal Skt. 7/16"	20216 12 Pt. Combo. Wr. 7/8"			
11510 6 Pt. 3/8" Dr. Universal Skt. 1/2"	20217 12 Pt. Combo. Wr. 15/16"			
11511 6 Pt. 3/8" Dr. Universal Skt. 9/16"	20218 12 Pt. Combo. Wr. 1"			
11512 6 Pt. 3/8" Dr. Universal Skt. 5/8"	20219 12 Pt. Combo. Wr. 1-1/16"			
11513 6 Pt. 3/8" Dr. Universal Skt. 11/16"	20220 12 Pt. Combo. Wr. 1-1/8"			
11514 6 Pt. 3/8" Dr. Universal Skt. 3/4"	20222 12 Pt. Combo. Wr. 1-1/4"			
11900 3/8" Dr. Ratchet Teardrop-Q.R.	21004 15D Angle Open End Wr. 1/4"X5/16"			
11905 3/8" Dr. Extension 3"	21005 15D Angle Open End Wr. 5/16"X3/8"			
11910 3/8" Dr. Extension 6"	21009 15D Angle Open End Wr. 7/16"X1/2"			
11912 3/8" Dr. Extension 10"	21010 15D Angle Open End Wr. 1/2"X9/16"			
11920 3/8" Dr. Flex Handle	21011 15D Angle Open End Wr. 9/16"X5/8"			
11926 3/8" Dr. Speeder Handle	21012 15D Angle Open End Wr. 5/8"X3/4"			
11930 3/8" Dr. Universal Joint	21013 15D Angle Open End Wr.			



INDUSTRIAL TOOL SET CONTENTS

181 Piece Industrial Mechanic's Repair Set (3/8", 1/2" & 3/4" Drives)

Item Number: 19626 with No.19804 Roller Cabinet ■ Item Number: 19625 Tools Only - 180 pcs. (contains one each of the following):

Number	Description	Number	Description	Number	Description	Number	Description	Number	Description
11208	12 Pt. 3/8" Dr. Std. Skt. 3/8"	12264	12 Pt. 1/2" Dr. Dp. Skt. 3/4"	20211	12 Pt. Combo. Wr. 9/16"	24012	Adj. Wr. 12"	57030	3/8" Short Arm Hex Key
11209	12 Pt. 3/8" Dr. Std. Skt. 7/16"	12265	12 Pt. 1/2" Dr. Dp. Skt. 13/16"	20212	12 Pt. Combo. Wr. 5/8"	25108	Slip Joint Pliers 8"	57100	3/16" Hollow Shaft Nut Driver
11210	12 Pt. 3/8" Dr. Std. Skt. 1/2"	12266	12 Pt. 1/2" Dr. Dp. Skt. 7/8"	20213	12 Pt. Combo. Wr. 11/16"	25206	Chain Nose 6-1/2", w/Cutter	57102	1/4" Hollow Shaft Nut Driver
11211	12 Pt. 3/8" Dr. Std. Skt. 9/16"	12267	12 Pt. 1/2" Dr. Dp. Skt. 15/16"	20214	12 Pt. Combo. Wr. 3/4"	25207	Diagonal Cutting Pliers 7", Heavy Duty	57104	5/16" Hollow Shaft Nut Driver
11212	12 Pt. 3/8" Dr. Std. Skt. 5/8"	12268	12 Pt. 1/2" Dr. Dp. Skt. 1"	20215	12 Pt. Combo. Wr. 13/16"			57106	11/32" Hollow Shaft Nut Driver
11213	12 Pt. 3/8" Dr. Std. Skt. 11/16"	12269	12 Pt. 1/2" Dr. Dp. Skt. 1-1/16"	20216	12 Pt. Combo. Wr. 7/8"	25310	Rib Lock Pliers 10"	57108	3/8" Hollow Shaft Nut Driver
11214	12 Pt. 3/8" Dr. Std. Skt. 3/4"	12270	12 Pt. 1/2" Dr. Dp. Skt. 1-1/8"	20217	12 Pt. Combo. Wr. 15/16"	25316	Rib Lock Pliers 16"	57110	7/16" Hollow Shaft Nut Driver
11258	12 Pt. 3/8" Dr. Dp. Skt. 3/8"	12800	1/2" Dr. Ratchet Teardrop-Q.R.	20218	12 Pt. Combo. Wr. 1"	25627	Pin Punch, Cut 3/16", Hex 5/16", Long 5-1/2"	57112	1/2" Hollow Shaft Nut Driver
11259	12 Pt. 3/8" Dr. Dp. Skt. 7/16"	12805	1/2" Dr. Extension 3"	20219	12 Pt. Combo. Wr. 1-1/16"			161	Deluxe Feeler Gauge
11260	12 Pt. 3/8" Dr. Dp. Skt. 1/2"	12810	1/2" Dr. Extension 6"	20220	12 Pt. Combo. Wr. 1-1/8"	25634	Lg. Taper Punch, Cut 1/4", Hex 5/8", Long 11"	2162	Elec. Wire Stripper & Crimper
11261	12 Pt. 3/8" Dr. Dp. Skt. 9/16"	12812	1/2" Dr. Extension 10"	20222	12 Pt. Combo. Wr. 1-1/4"			2927	7" 3-Jaw Puller
11262	12 Pt. 3/8" Dr. Dp. Skt. 5/8"	12820	1/2" Dr. Flex Handle	20223	12 Pt. Combo. Wr. 1-5/16"	25641	Solid Punch, Cut 3/16", Hex 3/8", Long 5"	1708	Stud Extractor
11263	12 Pt. 3/8" Dr. Dp. Skt. 11/16"	12825	1/2" Dr. Speeder Handle	20224	12 Pt. Combo. Wr. 1-3/8"			2534	Lock Ring Pliers
11264	12 Pt. 3/8" Dr. Dp. Skt. 3/4"	12830	1/2" Dr. Universal Joint	20225	12 Pt. Combo. Wr. 1-7/16"	25647	Center Punch, Hex 3/8", Long 5"	3151	Large Convertible Snap Ring Pliers
11412	6 Pt. 3/8" Dr. Spark Plug Skt. 5/8"	13203	12 Pt. 3/4" Dr. Std. Skt. 15/16"	20226	12 Pt. Combo. Wr. 1-1/2"	25651	Cold Chisel, Cut 3/8", Hex 5/16", Long 5-1/4"	485	Gasket Scraper
11900	3/8" Dr. Ratchet Teardrop-Q.R.	13204	12 Pt. 3/4" Dr. Std. Skt. 1"	20227	3/8" Dr. Crowfoot Wr. 3/8"			2108	Telescoping Mirror
11905	3/8" Dr. Extension 3"	13205	12 Pt. 3/4" Dr. Std. Skt. 1-1/16"	20252	3/8" Dr. Crowfoot Wr. 7/16"	25654	Cold Chisel, Cut 5/8", Hex 1/2", Long 6-1/2"	2281	Telescoping Magnetic Retrieving Tool
11910	3/8" Dr. Extension 6"	13206	12 Pt. 3/4" Dr. Std. Skt. 1-1/8"	20253	3/8" Dr. Crowfoot Wr. 1/2"			2951	Micrometer Torq Wr 15-100f/lb 3/8" Dr.
11912	3/8" Dr. Extension 10"	13207	12 Pt. 3/4" Dr. Std. Skt. 1-3/16"	20254	3/8" Dr. Crowfoot Wr. 9/16"	25702	8 Oz. 12-1/4" Ball Pein Hammer	2952	Micrometer Torq Wr 30-250f/lb 1/2" Dr.
11916	3/8" Dr. Locking Extension 5"	13208	12 Pt. 3/4" Dr. Std. Skt. 1-1/4"	20255	3/8" Dr. Crowfoot Wr. 11/16"	25704	16 Oz. 14-1/4" Ball Pein Hammer		
11917	3/8" Dr. Locking Extension 8"	13209	12 Pt. 3/4" Dr. Std. Skt. 1-5/16"	20256	3/8" Dr. Crowfoot Wr. 3/4"	25712	3 Lb. 10" Drilling Hammer		
11918	3/8" Dr. Locking Extension 12"	13210	12 Pt. 3/4" Dr. Std. Skt. 1-3/8"	20257	3/8" Dr. Crowfoot Wr. 13/16"	25714	20 Oz. Rubber Mallet		
11920	3/8" Dr. Flex Handle	13211	12 Pt. 3/4" Dr. Std. Skt. 1-7/16"	20258	3/8" Dr. Crowfoot Wr. 7/8"	25716	12 Oz. 11-5/8" Soft Face Hammer	23 101C	Straight Cutting, Aviation Snip
11926	3/8" Dr. Speeder Handle	13212	12 Pt. 3/4" Dr. Std. Skt. 1-1/2"	20259	3/8" Dr. Crowfoot Wr. 1"	30833	3/16" X 3" Cabinet Tip Screwdriver	23 104	10" Straight Cutting Snip
11930	3/8" Dr. Universal Joint	13213	12 Pt. 3/4" Dr. Std. Skt. 1-9/16"	20264	3/8" Dr. Crowfoot Wr. 1"	30836	#1 X 3" Phillips Screwdriver	31 200C	Heavy Duty Retractable Utility Knife
12209	12 Pt. 1/2" Dr. Std. Skt. 7/16"	13214	12 Pt. 3/4" Dr. Std. Skt. 1-5/8"	21404	6 Pt. Dbl. End Flare Nut Wr. 3/8" X 7/16"	30837	#2 X 4" Phillips Screwdriver	72 1713	Replacement Tip for 81600 (Hard)
12210	12 Pt. 1/2" Dr. Std. Skt. 1/2"	13215	12 Pt. 3/4" Dr. Std. Skt. 1-11/16"	21410	6 Pt. Dbl. End Flare Nut Wr. 1/2" X 9/16"	30838	#3 X 6" Phillips Screwdriver	81 601	Replacement Tip for 81600 (Soft)
12211	12 Pt. 1/2" Dr. Std. Skt. 9/16"	13216	12 Pt. 3/4" Dr. Std. Skt. 1-3/4"	21412	6 Pt. Dbl. End Flare Nut Wr. 5/8" X 11/16"	30839	1/4" X 4" Round Blade Screwdriver	81 602	Replacement Tip for 81600 (Soft)
12212	12 Pt. 1/2" Dr. Std. Skt. 5/8"	13217	12 Pt. 3/4" Dr. Std. Skt. 1-13/16"			30841	5/16" X 6" Round Blade Screwdriver	3009	Tape Measure
12213	12 Pt. 1/2" Dr. Std. Skt. 11/16"	13218	12 Pt. 3/4" Dr. Std. Skt. 1-7/8"			30844	1/4" X 1-1/2" Stubby Screwdriver	1109	Screw Extractor 1/8"
12214	12 Pt. 1/2" Dr. Std. Skt. 3/4"	13220	12 Pt. 3/4" Dr. Std. Skt. 2"			30845	#2 X 1-1/2" Stubby Phillips Screwdriver	1110	Screw Extractor 3/16"
12215	12 Pt. 1/2" Dr. Std. Skt. 13/16"	13900	3/4" Dr. Ratchet Teardrop-Q.R.	22208	12 Pt. Offset Box Wr. 3/8" X 7/16"			1111	Screw Extractor 15/64"
12216	12 Pt. 1/2" Dr. Std. Skt. 7/8"	13910	3/4" Dr. Extension 5"	22210	12 Pt. Offset Box Wr. 1/2" X 9/16"	57006	.050" Short Arm Hex Key	1112	Screw Extractor 5/16"
12217	12 Pt. 1/2" Dr. Std. Skt. 15/16"	13912	3/4" Dr. Extension 8"	22212	12 Pt. Offset Box Wr. 5/8" X 3/4"	57008	1/16" Short Arm Hex Key	1113	Screw Extractor 3/8"
12218	12 Pt. 1/2" Dr. Std. Skt. 1"	13914	3/4" Dr. Extension 16"	22213	12 Pt. Offset Box Wr. 11/16" X 13/16"	57010	5/64" Short Arm Hex Key	19804	Roller Cabinet, 7 drawer
12219	12 Pt. 1/2" Dr. Std. Skt. 1-1/16"	13920	3/4" Dr. Flex Handle	22214	12 Pt. Offset Box Wr. 3/4" X 7/8"	57012	3/32" Short Arm Hex Key		
12220	12 Pt. 1/2" Dr. Std. Skt. 1-1/8"	13922	3/4" Dr. Sliding T Handle	22604	Ratcheting Box End Wr. 1/4" X 5/16"	57014	1/8" Short Arm Hex Key	Approx. Wt.	
12222	12 Pt. 1/2" Dr. Std. Skt. 1-1/4"	13927	3/4" Dr. Adapter 3/4" X 1/2"	22608	Ratcheting Box End Wr. 3/8" X 7/16"	57020	5/32" Short Arm Hex Key	19626:	317 lbs.
12260	12 Pt. 1/2" Dr. Dp. Skt. 1/2"	13929	3/4" Dr. Universal Joint	22610	Ratcheting Box End Wr. 1/2" X 9/16"	57022	3/16" Short Arm Hex Key	19625:	138 lbs.
12261	12 Pt. 1/2" Dr. Dp. Skt. 9/16"	20208	12 Pt. Combo. Wr. 3/8"	22612	Ratcheting Box End Wr. 5/8" X 11/16"	57024	7/32" Short Arm Hex Key	19804:	175 lbs.
12262	12 Pt. 1/2" Dr. Dp. Skt. 5/8"	20209	12 Pt. Combo. Wr. 7/16"	24006	Adj. Wr. 6"	57026	1/4" Short Arm Hex Key		
12263	12 Pt. 1/2" Dr. Dp. Skt. 11/16"	20210	12 Pt. Combo. Wr. 1/2"	24010	Adj. Wr. 10"	57028	5/16" Short Arm Hex Key		

199 Piece Metric Master Mechanic's Repair Set (1/4", 3/8" & 1/2" Drives)

Item Number: 19628 with No.19805 Top Chest ■ Item Number: 19627 Tools Only - 198 pcs. (contains one each of the following):

Number	Description	Number	Description	Number	Description	Number	Description	Number	Description
10102	6 Pt. 1/4" Dr. Std. Skt. 4mm	12309	12 Pt. 1/2" Dr. Std. Skt. 9mm	20575	3/8" Dr. Crowfoot Wr. 16mm	25655	Cold Chisel, Cut 3/4", Hex 5/8", Long 7"	58682	3/8" Dr. Hex Bit Skt. 6mm
10104	6 Pt. 1/4" Dr. Std. Skt. 5mm	12310	12 Pt. 1/2" Dr. Std. Skt. 10mm	20576	3/8" Dr. Crowfoot Wr. 17mm	25656	Cold Chisel, Cut 7/8", Hex 3/4", Long 7-1/2"	58684	3/8" Dr. Hex Bit Skt. 8mm
10106	6 Pt. 1/4" Dr. Std. Skt. 6mm	12311	12 Pt. 1/2" Dr. Std. Skt. 11mm	20577	3/8" Dr. Crowfoot Wr. 18mm			58686	3/8" Dr. Hex Bit Skt. 10mm
10107	6 Pt. 1/4" Dr. Std. Skt. 7mm	12312	12 Pt. 1/2" Dr. Std. Skt. 12mm	20578	3/8" Dr. Crowfoot Wr. 19mm	25668	Pinch Bars Long 16"	61010	Adj. Hacksaw
10108	6 Pt. 1/4" Dr. Std. Skt. 8mm	12313	12 Pt. 1/2" Dr. Std. Skt. 13mm	21106	15D Angle Open End Wr. 6x8mm	25670	Roll Bar Hex 1/2", Long 15"	66430	6 Pt. Midget Combo. Wr. 4mm
10109	6 Pt. 1/4" Dr. Std. Skt. 9mm	12314	12 Pt. 1/2" Dr. Std. Skt. 14mm	21107	15D Angle Open End Wr. 7x9mm	25702	8 Oz. 12-1/4" Ball Pein Hammer	66432	6 Pt. Midget Combo. Wr. 4.5mm
10110	6 Pt. 1/4" Dr. Std. Skt. 10mm	12315	12 Pt. 1/2" Dr. Std. Skt. 15mm	21110	15D Angle Open End Wr. 10X11mm	25704	16 Oz. 14-1/4" Ball Pein Hammer	66434	12 Pt. Midget Combo. Wr. 5mm
10111	6 Pt. 1/4" Dr. Std. Skt. 11mm	12316	12 Pt. 1/2" Dr. Std. Skt. 16mm	21112	15D Angle Open End Wr. 12X14mm	25707	32 Oz. 16" Ball Pein Hammer	66436	12 Pt. Midget Combo. Wr. 6mm
10112	6 Pt. 1/4" Dr. Std. Skt. 12mm	12317	12 Pt. 1/2" Dr. Std. Skt. 17mm	21113	15D Angle Open End Wr. 13X15mm	25716	12 Oz. 11-5/8" Soft Face Hammer	66440	12 Pt. Midget Combo. Wr. 7mm
10156	6 Pt. 1/4" Dr. Dp. Skt. 6mm	12318	12 Pt. 1/2" Dr. Std. Skt. 18mm	21511	6 Pt. Dbl. End Flare Nut Wr. 11X12mm	30833	3/16" X 3" Cabinet Tip Screwdriver	66442	12 Pt. Midget Combo. Wr. 8mm
10157	6 Pt. 1/4" Dr. Dp. Skt. 7mm	12319	12 Pt. 1/2" Dr. Std. Skt. 19mm			30836	#1 X 3" Phillips Screwdriver	66444	12 Pt. Midget Combo. Wr. 9mm
10158	6 Pt. 1/4" Dr. Dp. Skt. 8mm	12320	12 Pt. 1/2" Dr. Std. Skt. 20mm	21513	6 Pt. Dbl. End Flare Nut Wr. 13X14mm	30837	#2 X 4" Phillips Screwdriver	66446	12 Pt. Midget Combo. Wr. 10mm
10159	6 Pt. 1/4" Dr. Dp. Skt. 9mm	12321	12 Pt. 1/2" Dr. Std. Skt. 21mm			30838	#3 X 6" Phillips Screwdriver	66448	12 Pt. Midget Combo. Wr. 11mm
10160	6 Pt. 1/4" Dr. Dp. Skt. 10mm	12322	12 Pt. 1/2" Dr. Std. Skt. 22mm	21515	6 Pt. Dbl. End Flare Nut Wr. 15X17mm	30839	1/4" X 4" Round Blade Screwdriver	161	Deluxe Feeler Gauge
10161	6 Pt. 1/4" Dr. Dp. Skt. 11mm	12323	12 Pt. 1/2" Dr. Std. Skt. 23mm			30841	5/16" X 6" Round Blade Screwdriver	1708	Stud Extractor
10162	6 Pt. 1/4" Dr. Dp. Skt. 12mm	12324	12 Pt. 1/2" Dr. Std. Skt. 24mm	24006	Adj. Wr. 6"	30844	1/4" X 1-1/2" Stubby Screwdriver	2108	Gasket Scraper
10900	1/4" Dr. Ratchet Teardrop-Q.R.	12327	12 Pt. 1/2" Dr. Std. Skt. 27mm	24008	Adj. Wr. 8"	30845	#2 X 1-1/2" Stubby Phillips Screwdriver	2281	Telescoping Mirror
10902	1/4" Dr. Extension 1-1/2"	12330	12 Pt. 1/2" Dr. Std. Skt. 30mm	24010	Adj. Wr. 10"			2951	Micrometer Torq Wr 15-100f/lb 3/8" Dr.
10905	1/4" Dr. Extension 3"	12332	12 Pt. 1/2" Dr. Std. Skt. 32mm	24012	Adj. Wr. 12"	30854	Solid Shaft Nut Driver 5mm	2952	Micrometer Torq Wr 30-250f/lb 1/2" Dr.
10910	1/4" Dr. Extension 6"	12800	1/2" Dr. Ratchet Teardrop-Q.R.	25106	Slip Joint Pliers 6"	30855	Solid Shaft Nut Driver 6mm	23 101C	Straight Cutting, Aviation Snip
10915	1/4" Dr. Spinner Handle	12810	1/2" Dr. Extension 6"	25108	Slip Joint Pliers 8"	30857	Solid Shaft Nut Driver 7mm	31 200C	Heavy Duty Retractable Utility Knife
10930	1/4" Dr. Universal Joint	12812	1/2" Dr. Extension 10"	25206	Chain Nose 6-1/2", w/Cutter	30858	Solid Shaft Nut Driver 8mm		
11310	12 Pt. 3/8" Dr. Std. Skt. 10mm	12820	1/2" Dr. Flex Handle	25207	Diagonal Cutting Pliers 7", Heavy Duty	30859	Solid Shaft Nut Driver 9mm	81 601	Replacement Tip for 81600 (Hard)
11311	12 Pt. 3/8" Dr. Std. Skt. 11mm	12825	1/2" Dr. Speeder Handle			30860	Solid Shaft Nut Driver 10mm	81 602	Replacement Tip for 81600 (Soft)
11312	12 Pt. 3/8" Dr. Std. Skt. 12mm	12830	1/2" Dr. Universal Joint	25310	Rib Lock Pliers 10"	30861	Solid Shaft Nut Driver 11mm	1109	Screw Extractor 1/8"
11313	12 Pt. 3/8" Dr. Std. Skt. 13mm	20307	12 Pt. Combo. Wr. 7mm	25316	Rib Lock Pliers 16"	58048	0.9mm Long Arm Hex Key	1110	Screw Extractor 3/16"
11314	12 Pt. 3/8" Dr. Std. Skt. 14mm	20308	12 Pt. Combo. Wr. 8mm	25624	Pin Punch, Cut 3/32", Hex 5/16", Long 4-3/4"	58049	1.3mm Long Arm Hex Key	1111	Screw Extractor 15/64"
11315	12 Pt. 3/8" Dr. Std. Skt. 15mm	20309	12 Pt. Combo. Wr. 9mm	25625	Pin Punch, Cut 1/8", Hex 5/16", Long 5-1/2"	58050	1.5mm Long Arm Hex Key	1112	Screw Extractor 5/16"
11316	12 Pt. 3/8" Dr. Std. Skt. 16mm	20310	12 Pt. Combo. Wr. 10mm	25627	Pin Punch, Cut 3/16", Hex 5/16", Long 5-1/2"	58052	2mm Long Arm Hex Key	1113	Screw Extractor 3/8"
11317	12 Pt. 3/8" Dr. Std. Skt. 17mm	20311	12 Pt. Combo. Wr. 11mm			58054	2.5mm Long Arm Hex Key	19805	Top Chest, 6 drawer
11318	12 Pt. 3/8" Dr. Std. Skt. 18mm	20312	12 Pt. Combo. Wr. 12mm	25628	Pin Punch, Cut 1/4", Hex 3/8", Long 7"	58056	3mm Long Arm Hex Key		
11319	12 Pt. 3/8" Dr. Std. Skt. 19mm	20313	12 Pt. Combo. Wr. 13mm	25633	Lg. Taper Punch, Cut 3/16", Hex 1/2", Long 9"	58058	4mm Long Arm Hex Key	Approx. Wt.	
11360	12 Pt. 3/8" Dr. Dp. Skt. 10mm	20314	12 Pt. Combo. Wr. 14mm	25639	Solid Punch, Cut 1/8", Hex 5/16", Long 4-1/2"	58060	5mm Long Arm Hex Key	19628:	232 lbs.
11361	12 Pt. 3/8" Dr. Dp. Skt. 11mm	20315	12 Pt. Combo. Wr. 15mm	25642	Solid Punch, Cut 1/4", Hex 3/8", Long 5"	58062	6mm Long Arm Hex Key	19627:	80 lbs.
11362	12 Pt. 3/8" Dr. Dp. Skt. 12mm	20316	12 Pt. Combo. Wr. 16mm			58064	8mm Long Arm Hex Key	19805:	150 lbs.
11363	12 Pt. 3/8" Dr. Dp. Skt. 13mm	20317	12 Pt. Combo. Wr. 17mm	25647	Center Punch, Hex 3/8", Long 5"	58066	10mm Long Arm Hex Key		
11364	12 Pt. 3/8" Dr. Dp. Skt. 14mm	20318	12 Pt. Combo. Wr. 18mm	25651	Cold Chisel, Cut 3/8", Hex 5/16", Long 5-1/4"	58068	12mm Long Arm Hex Key		
11365	12 Pt. 3/8" Dr. Dp. Skt. 15mm	20319	12 Pt. Combo. Wr. 19mm	25653	Cold Chisel, Cut 1/2", Hex 3/8", Long 6"	58090	14mm Long Arm Hex Key		
11367	12 Pt. 3/8" Dr. Dp. Skt. 17mm	20321	12 Pt. Combo. Wr. 21mm			58092	17mm Long Arm Hex Key		
11369	12 Pt. 3/8" Dr. Dp. Skt. 19mm	20322	12 Pt. Combo. Wr. 22mm			58094	19mm Long Arm Hex Key		
11412	6 Pt. 3/8" Dr. Spark Plug Skt. 5/8"	20565	3/8" Dr. Crowfoot Wr. 10mm			58672	3/8" Dr. Hex Bit Skt. 2mm		
11900	3/8" Dr. Ratchet Teardrop-Q.R.	20570	3/8" Dr. Crowfoot						



INDUSTRIAL TOOL SET CONTENTS

159 Piece Heavy Duty Industrial Mechanic's Set (1/2" & 3/4" Drives)

■ Item Number: 19624 with No.19804 Roller Cabinet ■ Item Number: 19623 Tools Only - 158 pcs. (contains one each of the following:)

Number	Description	Number	Description	Number	Description	Number	Description
11916	3/8" Dr. Locking Extension 5"	13207	12 Pt. 3/4" Dr. Std. Skt. 1-3/16"	20226	12 Pt. Combo. Wr. 1-1/2"		Long 11"
11917	3/8" Dr. Locking Extension 8"	13208	12 Pt. 3/4" Dr. Std. Skt. 1-1/4"	20550	3/8" Dr. Crowfoot Wr. 3/8"	25641	Solid Punch, Cut 3/16", Hex 3/8", Long 5"
11918	3/8" Dr. Locking Extension 12"	13209	12 Pt. 3/4" Dr. Std. Skt. 1-5/16"	20552	3/8" Dr. Crowfoot Wr. 7/16"		Center Punch, Hex 3/8", Long 5"
12209	12 Pt. 1/2" Dr. Std. Skt. 7/16"	13210	12 Pt. 3/4" Dr. Std. Skt. 1-3/8"	20553	3/8" Dr. Crowfoot Wr. 1/2"	25647	Cold Chisel, Cut 3/8", Hex 5/16", Long 5-1/4"
12210	12 Pt. 1/2" Dr. Std. Skt. 1/2"	13211	12 Pt. 3/4" Dr. Std. Skt. 1-7/16"	20554	3/8" Dr. Crowfoot Wr. 9/16"	25651	Cold Chisel, Cut 5/8", Hex 1/2", Long 6-1/2"
12211	12 Pt. 1/2" Dr. Std. Skt. 9/16"	13212	12 Pt. 3/4" Dr. Std. Skt. 1-1/2"	20555	3/8" Dr. Crowfoot Wr. 5/8"	25654	8 Oz. 12-1/4" Ball Pein Hammer
12212	12 Pt. 1/2" Dr. Std. Skt. 5/8"	13213	12 Pt. 3/4" Dr. Std. Skt. 1-9/16"	20556	3/8" Dr. Crowfoot Wr. 3/4"	25702	16 Oz. 14-1/4" Ball Pein Hammer
12213	12 Pt. 1/2" Dr. Std. Skt. 11/16"	13214	12 Pt. 3/4" Dr. Std. Skt. 1-5/8"	20557	3/8" Dr. Crowfoot Wr. 11/16"	25712	20 Oz. Rubber Mallet
12214	12 Pt. 1/2" Dr. Std. Skt. 3/4"	13215	12 Pt. 3/4" Dr. Std. Skt. 1-11/16"	20558	3/8" Dr. Crowfoot Wr. 7/8"	25714	12 Oz. 11-5/8" Soft Face Hammer
12215	12 Pt. 1/2" Dr. Std. Skt. 13/16"	13216	12 Pt. 3/4" Dr. Std. Skt. 1-3/4"	20559	3/8" Dr. Crowfoot Wr. 1"	30833	3/16" X 3" Cabinet Tip Screwdriver
12216	12 Pt. 1/2" Dr. Std. Skt. 7/8"	13217	12 Pt. 3/4" Dr. Std. Skt. 1-13/16"	20564	6 Pt. Dbl. End Flare Nut Wr. 3/8"X7/16"	30836	#1 X 3" Phillips Screwdriver
12217	12 Pt. 1/2" Dr. Std. Skt. 15/16"	13218	12 Pt. 3/4" Dr. Std. Skt. 1-7/8"	21404	6 Pt. Dbl. End Flare Nut Wr. 5/8"X11/16"	30837	#2 X 4" Phillips Screwdriver
12218	12 Pt. 1/2" Dr. Std. Skt. 1"	13220	12 Pt. 3/4" Dr. Std. Skt. 2"	21410	12 Pt. Offset Box Wr. 1/4"X5/16"	30838	#3 X 6" Phillips Screwdriver
12219	12 Pt. 1/2" Dr. Std. Skt. 1-1/16"	13900	3/4" Dr. Ratchet Teardrop-Q.R.	22208	12 Pt. Offset Box Wr. 3/8"X7/16"	30839	1/4" X 4" Round Blade Screwdriver
12220	12 Pt. 1/2" Dr. Std. Skt. 1-1/8"	13910	3/4" Dr. Extension 5"	22210	12 Pt. Offset Box Wr. 1/2"X9/16"	30841	5/16" X 6" Round Blade Screwdriver
12222	12 Pt. 1/2" Dr. Std. Skt. 1-1/4"	13912	3/4" Dr. Extension 8"	22212	12 Pt. Offset Box Wr. 5/8"X3/4"	30844	1/4" X 1-1/2" Stubby Screwdriver
12260	12 Pt. 1/2" Dr. Dp. Skt. 1/2"	13914	3/4" Dr. Extension 16"	22213	12 Pt. Offset Box Wr. 11/16"X13/16"	30845	#2 X 1-1/2" Stubby Phillips Screwdriver
12261	12 Pt. 1/2" Dr. Dp. Skt. 9/16"	13920	3/4" Dr. Flex Handle	22214	12 Pt. Offset Box Wr. 3/4"X7/8"	57006	.050" Short Arm Hex Key
12262	12 Pt. 1/2" Dr. Dp. Skt. 5/8"	13922	3/4" Dr. Sliding T Handle	22604	Ratcheting Box End Wr. 1/4"X5/16"	57008	1/16" Short Arm Hex Key
12263	12 Pt. 1/2" Dr. Dp. Skt. 11/16"	13927	3/4" Dr. Adapter 3/4" X 1/2"	22608	Ratcheting Box End Wr. 3/8"X7/16"	57010	5/64" Short Arm Hex Key
12264	12 Pt. 1/2" Dr. Dp. Skt. 3/4"	13929	3/4" Dr. Universal Joint	22610	Ratcheting Box End Wr. 1/2"X9/16"	57012	3/32" Short Arm Hex Key
12265	12 Pt. 1/2" Dr. Dp. Skt. 13/16"	20208	12 Pt. Combo. Wr. 3/8"	22612	Ratcheting Box End Wr. 5/8"X11/16"	57014	1/8" Short Arm Hex Key
12266	12 Pt. 1/2" Dr. Dp. Skt. 7/8"	20209	12 Pt. Combo. Wr. 7/16"	24006	Adj. Wr. 6"	57020	5/32" Short Arm Hex Key
12267	12 Pt. 1/2" Dr. Dp. Skt. 15/16"	20210	12 Pt. Combo. Wr. 1/2"	24010	Adj. Wr. 10"	57022	3/16" Short Arm Hex Key
12268	12 Pt. 1/2" Dr. Dp. Skt. 1"	20211	12 Pt. Combo. Wr. 9/16"	24012	Adj. Wr. 12"	57024	7/32" Short Arm Hex Key
12269	12 Pt. 1/2" Dr. Dp. Skt. 1-1/16"	20212	12 Pt. Combo. Wr. 5/8"	25108	Slip Joint Pliers 8"	57026	1/4" Short Arm Hex Key
12270	12 Pt. 1/2" Dr. Dp. Skt. 1-1/8"	20213	12 Pt. Combo. Wr. 11/16"	25206	Chain Nose 6-1/2", w/Cutter	57028	5/16" Short Arm Hex Key
12800	1/2" Dr. Ratchet Teardrop-Q.R.	20214	12 Pt. Combo. Wr. 3/4"	25207	Diagonal Cutting Pliers 7", Heavy Duty	57030	3/8" Short Arm Hex Key
12805	1/2" Dr. Extension 3"	20215	12 Pt. Combo. Wr. 13/16"	25310	Rib Lock Pliers 10"	57100	3/16" Hollow Shaft Nut Driver
12810	1/2" Dr. Extension 6"	20216	12 Pt. Combo. Wr. 7/8"	25316	Rib Lock Pliers 16"	57102	1/4" Hollow Shaft Nut Driver
12812	1/2" Dr. Extension 10"	20217	12 Pt. Combo. Wr. 15/16"	25627	Pin Punch, Cut 3/16", Hex 5/16", Long 5-1/2"	57104	5/16" Hollow Shaft Nut Driver
12820	1/2" Dr. Flex Handle	20218	12 Pt. Combo. Wr. 1"	25634	Lg. Taper Punch, Cut 1/4", Hex 5/8", Long 7"	57106	11/32" Hollow Shaft Nut Driver
12825	1/2" Dr. Speeder Handle	20219	12 Pt. Combo. Wr. 1-1/16"	25634	Lg. Taper Punch, Cut 1/4", Hex 5/8", Long 7"	57108	3/8" Hollow Shaft Nut Driver
12830	1/2" Dr. Universal Joint	20220	12 Pt. Combo. Wr. 1-1/8"				
13203	12 Pt. 3/4" Dr. Std. Skt. 15/16"	20222	12 Pt. Combo. Wr. 1-1/4"				
13204	12 Pt. 3/4" Dr. Std. Skt. 1"	20223	12 Pt. Combo. Wr. 1-5/16"				
13205	12 Pt. 3/4" Dr. Std. Skt. 1-1/16"	20224	12 Pt. Combo. Wr. 1-3/8"				
13206	12 Pt. 3/4" Dr. Std. Skt. 1-1/8"	20225	12 Pt. Combo. Wr. 1-7/16"				
57110	7/16" Hollow Shaft Nut Driver						
57112	1/2" Hollow Shaft Nut Driver						
161	Deluxe Feeler Gauge						
2162	Elec. Wire Stripper & Crimper						
2297	7" 3-Jaw Puller						
1708	Stud Extractor						
2534	Lock Ring Pliers						
3151	Large Convertible Snap Ring Pliers						
485	Gasket Scraper						
2281	Telescoping Mirror						
2951	Telescoping Magnetic Retrieving Tool						
2952	Micrometer Torq Wr 15-100ft/Lb 3/8" Dr.						
2952	Micrometer Torq Wr 30-250ft/Lb 1/2" Dr.						
23 101C	Straight Cutting, Aviation Snip						
23 104	10" Straight Cutting Snip						
31 200C	Heavy Duty Retractable Utility Knife						
72 1713	3/8" Dr. 11/16" Drag Link Skt.						
81 601	Telescoping Tip for 81600 (Hard)						
81 602	Telescoping Tip for 81600 (Soft)						
3009	Tape Measure						
1109	Screw Extractor 1/8"						
1110	Screw Extractor 3/16"						
1111	Screw Extractor 1/4"						
1112	Screw Extractor 5/16"						
1113	Screw Extractor 3/8"						
19804	Roller Cabinet, 7 drawer						
	Approx. Wt.						
	19624: 309 lbs.						
	19623: 130 lbs.						
	19804: 175 lbs.						

133 Piece Basic Industrial Mechanic's Set (1/4", 3/8" & 1/2" Drives)

■ Item Number: 19622 with No.19805 Top Chest ■ Item Number: 19621 Tools Only - 132 pcs. (contains one each of the following:)

Number	Description	Number	Description	Number	Description	Number	Description
10022	6 Pt. 1/4" Dr. Std. Skt. 3/16"	11260	12 Pt. 3/8" Dr. Dp. Skt. 1/2"	12265	12 Pt. 1/2" Dr. Dp. Skt. 13/16"	25108	Slip Joint Pliers 8"
10023	6 Pt. 1/4" Dr. Std. Skt. 7/32"	11261	12 Pt. 3/8" Dr. Dp. Skt. 9/16"	12266	12 Pt. 1/2" Dr. Dp. Skt. 7/8"	25206	Chain Nose 6-1/2", w/Cutter
10024	6 Pt. 1/4" Dr. Std. Skt. 1/4"	11262	12 Pt. 3/8" Dr. Dp. Skt. 5/8"	12800	1/2" Dr. Ratchet Teardrop-Q.R.	25207	Diagonal Cutting Pliers 7", Heavy Duty
10025	6 Pt. 1/4" Dr. Std. Skt. 9/32"	11263	12 Pt. 3/8" Dr. Dp. Skt. 11/16"	12805	1/2" Dr. Extension 3"	25208	Linesman Pliers 8"
10026	6 Pt. 1/4" Dr. Std. Skt. 5/16"	11264	12 Pt. 3/8" Dr. Dp. Skt. 3/4"	12810	1/2" Dr. Extension 6"	25310	Rib Lock Pliers 10"
10027	6 Pt. 1/4" Dr. Std. Skt. 11/32"	11412	6 Pt. 3/8" Dr. Spark Plug Skt. 5/8"	12812	1/2" Dr. Extension 10"	25624	Pin Punch, Cut 3/32", Hex 5/16", Long 4-3/4"
10028	6 Pt. 1/4" Dr. Std. Skt. 3/8"	11900	3/8" Dr. Ratchet Teardrop-Q.R.	12820	1/2" Dr. Flex Handle	25625	Pin Punch, Cut 1/8", Hex 5/16", Long 5"
10029	6 Pt. 1/4" Dr. Std. Skt. 7/16"	11905	3/8" Dr. Extension 3"	12825	1/2" Dr. Speeder Handle	25626	Pin Punch, Cut 3/16", Hex 5/16", Long 5-1/2"
10030	6 Pt. 1/4" Dr. Std. Skt. 1/2"	11910	3/8" Dr. Extension 6"	12830	1/2" Dr. Universal Joint	25628	Pin Punch, Cut 1/4", Hex 3/8", Long 7"
10054	6 Pt. 1/4" Dr. Dp. Skt. 1/4"	11912	3/8" Dr. Extension 10"	20208	12 Pt. Combo. Wr. 3/8"	25633	Lg. Taper Punch, Cut 1/4", Hex 5/16", Long 1-1/2", Long 9"
10055	6 Pt. 1/4" Dr. Dp. Skt. 9/32"	11920	3/8" Dr. Flex Handle	20209	12 Pt. Combo. Wr. 7/16"	25639	Solid Punch, Cut 1/8", Hex 5/16", Long 4-1/2"
10056	6 Pt. 1/4" Dr. Dp. Skt. 5/16"	11926	3/8" Dr. Speeder Handle	20210	12 Pt. Combo. Wr. 1/2"	25642	Solid Punch, Cut 1/4", Hex 3/8", Long 5"
10057	6 Pt. 1/4" Dr. Dp. Skt. 11/32"	11930	3/8" Dr. Universal Joint	20211	12 Pt. Combo. Wr. 9/16"	25647	Center Punch, Hex 3/8", Long 5"
10058	6 Pt. 1/4" Dr. Dp. Skt. 3/8"	12029	6 Pt. 1/2" Dr. Std. Skt. 7/16"	20212	12 Pt. Combo. Wr. 5/8"	25651	Cold Chisel, Cut 3/8", Hex 5/16", Long 5-1/4"
10059	6 Pt. 1/4" Dr. Dp. Skt. 7/16"	12030	6 Pt. 1/2" Dr. Std. Skt. 1/2"	20213	12 Pt. Combo. Wr. 11/16"	25653	Cold Chisel, Cut 1/2", Hex 3/8", Long 6"
10060	6 Pt. 1/4" Dr. Dp. Skt. 1/2"	12031	6 Pt. 1/2" Dr. Std. Skt. 9/16"	20214	12 Pt. Combo. Wr. 3/4"	25655	Cold Chisel, Cut 3/4", Hex 5/8", Long 7"
10900	1/4" Dr. Ratchet Teardrop-Q.R.	12212	12 Pt. 1/2" Dr. Std. Skt. 5/8"	20215	12 Pt. Combo. Wr. 13/16"	25656	Cold Chisel, Cut 7/8", Hex 3/4", Long 7-1/2"
10902	1/4" Dr. Extension 1-1/2"	12213	12 Pt. 1/2" Dr. Std. Skt. 11/16"	20216	12 Pt. Combo. Wr. 7/8"	25704	16 Oz. 14-1/4" Ball Pein Hammer
10910	1/4" Dr. Extension 6"	12214	12 Pt. 1/2" Dr. Std. Skt. 3/4"	20217	12 Pt. Combo. Wr. 15/16"	25716	12 Oz. 11-5/8" Soft Face Hammer
10915	1/4" Dr. Spinner Handle	12215	12 Pt. 1/2" Dr. Std. Skt. 13/16"	20218	12 Pt. Combo. Wr. 1"		
10920	1/4" Dr. Flex Handle	12216	12 Pt. 1/2" Dr. Std. Skt. 7/8"	20219	12 Pt. Combo. Wr. 1-1/16"		
10930	1/4" Dr. Universal Joint	12217	12 Pt. 1/2" Dr. Std. Skt. 15/16"	20220	12 Pt. Combo. Wr. 1-1/8"		
11208	12 Pt. 3/8" Dr. Std. Skt. 3/8"	12218	12 Pt. 1/2" Dr. Std. Skt. 1"	20222	12 Pt. Combo. Wr. 1-1/4"		
11209	12 Pt. 3/8" Dr. Std. Skt. 7/16"	12219	12 Pt. 1/2" Dr. Std. Skt. 1-1/16"	21404	6 Pt. Dbl. End Flare Nut Wr. 3/8"X7/16"		
11210	12 Pt. 3/8" Dr. Std. Skt. 1/2"	12220	12 Pt. 1/2" Dr. Std. Skt. 1-1/8"	21410	6 Pt. Dbl. End Flare Nut Wr. 5/8"X11/16"		
11211	12 Pt. 3/8" Dr. Std. Skt. 9/16"	12222	12 Pt. 1/2" Dr. Std. Skt. 1-1/4"	24102	Adj. Wr. 8"		
11212	12 Pt. 3/8" Dr. Std. Skt. 5/8"	12260	12 Pt. 1/2" Dr. Dp. Skt. 1/2"	24012	Adj. Wr. 12"		
11213	12 Pt. 3/8" Dr. Std. Skt. 11/16"	12261	12 Pt. 1/2" Dr. Dp. Skt. 9/16"				
11214	12 Pt. 3/8" Dr. Std. Skt. 3/4"	12262	12 Pt. 1/2" Dr. Dp. Skt. 5/8"				
11258	12 Pt. 3/8" Dr. Dp. Skt. 3/8"	12263	12 Pt. 1/2" Dr. Dp. Skt. 11/16"				
11259	12 Pt. 3/8" Dr. Dp. Skt. 7/16"	12264	12 Pt. 1/2" Dr. Dp. Skt. 3/4"				
30833	3/16" X 3" Cabinet Tip Screwdriver						
30836	#1 X 3" Phillips Screwdriver						
30837	#2 X 4" Phillips Screwdriver						
30838	#3 X 6" Phillips Screwdriver						
30839	1/4" X 4" Round Blade Screwdriver						
30841	5/16" X 6" Round Blade Screwdriver						
30844	1/4" X 1-1/2" Stubby Screwdriver						
30845	#2 X 1-1/2" Stubby Phillips Screwdriver						
57002	.028" Short Arm Hex Key						
57004	.035" Short Arm Hex Key						
57006	.050" Short Arm Hex Key						
57008	1/16" Short Arm Hex Key						
57010	5/64" Short Arm Hex Key						
57012	3/32" Short Arm Hex Key						
57014	1/8" Short Arm Hex Key						



INDUSTRIAL TOOL SET CONTENTS

108 Piece Basic Metric Set (3/8" & 1/2" Drives)

Item Number: 19620 with No.19805 Top Chest Item Number: 19619 Tools Only - 107 pcs. (contains one each of the following):

Number	Description	Number	Description	Number	Description	Number	Description	Number	Description		
11310	12 Pt. 3/8" Dr. Std. Skt. 10mm	12311	12 Pt. 1/2" Dr. Std. Skt. 11mm	20310	12 Pt. Combo. Wr. 10mm		Long 7"	30845	#2 X 1-1/2" Stubby Phillips Screwdriver		
11311	12 Pt. 3/8" Dr. Std. Skt. 11mm	12312	12 Pt. 1/2" Dr. Std. Skt. 12mm	20311	12 Pt. Combo. Wr. 11mm	25633	Lg. Taper Punch, Cut 3/16", Hex 1/2", Long 9"	58048	0.9mm Long Arm Hex Key		
11312	12 Pt. 3/8" Dr. Std. Skt. 12mm	12313	12 Pt. 1/2" Dr. Std. Skt. 13mm	20312	12 Pt. Combo. Wr. 12mm	25639	Solid Punch, Cut 1/8", Hex 5/16", Long 4-1/2"	58049	1.3mm Long Arm Hex Key		
11313	12 Pt. 3/8" Dr. Std. Skt. 13mm	12314	12 Pt. 1/2" Dr. Std. Skt. 14mm	20313	12 Pt. Combo. Wr. 13mm	25642	Solid Punch, Cut 1/4", Hex 3/8", Long 5"	58050	1.5mm Long Arm Hex Key		
11314	12 Pt. 3/8" Dr. Std. Skt. 14mm	12315	12 Pt. 1/2" Dr. Std. Skt. 15mm	20314	12 Pt. Combo. Wr. 14mm	25647	Center Punch, Hex 3/8", Long 5"	58052	2mm Long Arm Hex Key		
11315	12 Pt. 3/8" Dr. Std. Skt. 15mm	12316	12 Pt. 1/2" Dr. Std. Skt. 16mm	20315	12 Pt. Combo. Wr. 15mm	25651	Cold Chisel, Cut 3/8", Hex 5/16", Long 5-1/4"	58054	2.5mm Long Arm Hex Key		
11316	12 Pt. 3/8" Dr. Std. Skt. 16mm	12317	12 Pt. 1/2" Dr. Std. Skt. 17mm	20316	12 Pt. Combo. Wr. 16mm	25653	Cold Chisel, Cut 1/2", Hex 3/8", Long 6"	58056	3mm Long Arm Hex Key		
11317	12 Pt. 3/8" Dr. Std. Skt. 17mm	12318	12 Pt. 1/2" Dr. Std. Skt. 18mm	20317	12 Pt. Combo. Wr. 17mm	25655	Cold Chisel, Cut 3/4", Hex 5/8", Long 7"	58058	4mm Long Arm Hex Key		
11318	12 Pt. 3/8" Dr. Std. Skt. 18mm	12319	12 Pt. 1/2" Dr. Std. Skt. 19mm	20318	12 Pt. Combo. Wr. 18mm	25656	Cold Chisel, Cut 7/8", Hex 3/4", Long 7-1/2"	58060	5mm Long Arm Hex Key		
11319	12 Pt. 3/8" Dr. Std. Skt. 19mm	12320	12 Pt. 1/2" Dr. Std. Skt. 20mm	20319	12 Pt. Combo. Wr. 19mm	25704	16 Oz. 14-1/4" Ball Pein Hammer	58062	6mm Long Arm Hex Key		
11360	12 Pt. 3/8" Dr. Dp. Skt. 10mm	12321	12 Pt. 1/2" Dr. Std. Skt. 21mm	20321	12 Pt. Combo. Wr. 21mm	25716	12 Oz. 11-5/8" Soft Face Hammer	58064	8mm Long Arm Hex Key		
11361	12 Pt. 3/8" Dr. Dp. Skt. 11mm	12322	12 Pt. 1/2" Dr. Std. Skt. 22mm	20322	12 Pt. Combo. Wr. 22mm	30833	#1 X 3" Phillips Screwdriver	58066	10mm Long Arm Hex Key		
11362	12 Pt. 3/8" Dr. Dp. Skt. 12mm	12323	12 Pt. 1/2" Dr. Std. Skt. 23mm	24006	Adj. Wr. 6"	30836	#2 X 3" Phillips Screwdriver	58068	12mm Long Arm Hex Key		
11363	12 Pt. 3/8" Dr. Dp. Skt. 13mm	12324	12 Pt. 1/2" Dr. Std. Skt. 24mm	24010	Adj. Wr. 10"	30837	#2 X 4" Phillips Screwdriver	58090	14mm Long Arm Hex Key		
11364	12 Pt. 3/8" Dr. Dp. Skt. 14mm	12327	12 Pt. 1/2" Dr. Std. Skt. 27mm	25108	Slip Joint Pliers 8"	30838	#3 X 4" Phillips Screwdriver	58092	17mm Long Arm Hex Key		
11365	12 Pt. 3/8" Dr. Dp. Skt. 15mm	12330	12 Pt. 1/2" Dr. Std. Skt. 30mm	25206	Chain Nose 6-1/2", w/Cutter	30841	5/16" X 6" Round Blade Screwdriver	58094	19mm Long Arm Hex Key		
11367	12 Pt. 3/8" Dr. Dp. Skt. 17mm	12332	12 Pt. 1/2" Dr. Std. Skt. 32mm	25207	Diagonal Cutting Pliers 7", Heavy Duty	30844	1/4" X 1-1/2" Stubby Screwdriver	19805	Top Chest, 6 drawer		
11369	12 Pt. 3/8" Dr. Dp. Skt. 19mm	12800	1/2" Dr. Ratchet Teardrop-Q.R.	25310	Rib Lock Pliers 10"						
11412	6 Pt. 3/8" Dr. Spark Plug Skt. 5/8"	12810	1/2" Dr. Extension 6"	25624	Pin Punch, Cut 3/32", Hex 5/16", Long 4-3/4"	25625	Pin Punch, Cut 1/8", Hex 5/16", Long 5"	25627	Pin Punch, Cut 3/16", Hex 5/16", Long 5-1/2"	25628	Pin Punch, Cut 1/4", Hex 3/8",
11900	3/8" Dr. Ratchet Teardrop-Q.R.	12812	1/2" Dr. Extension 10"	25206	Chain Nose 6-1/2", w/Cutter	25207	Diagonal Cutting Pliers 7", Heavy Duty	25310	Rib Lock Pliers 10"	25624	Pin Punch, Cut 3/32", Hex 5/16", Long 4-3/4"
11905	3/8" Dr. Extension 3"	12820	1/2" Dr. Flex Handle	25108	Slip Joint Pliers 8"	25206	Chain Nose 6-1/2", w/Cutter	25207	Diagonal Cutting Pliers 7", Heavy Duty	25310	Rib Lock Pliers 10"
11910	3/8" Dr. Extension 6"	12825	1/2" Dr. Speeder Handle	25206	Chain Nose 6-1/2", w/Cutter	25207	Diagonal Cutting Pliers 7", Heavy Duty	25310	Rib Lock Pliers 10"	25624	Pin Punch, Cut 3/32", Hex 5/16", Long 4-3/4"
11926	3/8" Dr. Speeder Handle	12830	1/2" Dr. Universal Joint	20208	12 Pt. Combo. Wr. 3/8"	20209	12 Pt. Combo. Wr. 7/16"	20210	12 Pt. Combo. Wr. 1/2"	20211	12 Pt. Combo. Wr. 9/16"
11930	3/8" Dr. Universal Joint	20307	12 Pt. Combo. Wr. 7mm	20308	12 Pt. Combo. Wr. 8mm	20309	12 Pt. Combo. Wr. 9mm	20310	12 Pt. Combo. Wr. 10mm	20311	12 Pt. Combo. Wr. 11mm
12309	12 Pt. 1/2" Dr. Std. Skt. 9mm	20308	12 Pt. Combo. Wr. 8mm	20309	12 Pt. Combo. Wr. 9mm	20310	12 Pt. Combo. Wr. 10mm	20311	12 Pt. Combo. Wr. 11mm	20312	12 Pt. Combo. Wr. 12mm
12310	12 Pt. 1/2" Dr. Std. Skt. 10mm	20309	12 Pt. Combo. Wr. 9mm								

79 Piece 1/2" Drive Basic Mechanic's Set

Item Number: 19618 with No.19803 20" Tool Box Item Number: 19617 Tools Only - 78 pcs. (contains one each of the following):

12209	12 Pt. 1/2" Dr. Std. Skt. 7/16"	12265	12 Pt. 1/2" Dr. Dp. Skt. 13/16"	20213	12 Pt. Combo. Wr. 11/16"		Long 11"		Screwdriver
12210	12 Pt. 1/2" Dr. Std. Skt. 1/2"	12266	12 Pt. 1/2" Dr. Dp. Skt. 7/8"	20214	12 Pt. Combo. Wr. 3/4"	25641	Solid Punch, Cut 3/16", Hex 3/8", Long 5"	57006	.050" Short Arm Hex Key
12211	12 Pt. 1/2" Dr. Std. Skt. 9/16"	12267	12 Pt. 1/2" Dr. Dp. Skt. 15/16"	20215	12 Pt. Combo. Wr. 13/16"	25647	Center Punch, Hex 3/8", Long 5"	57008	1/16" Short Arm Hex Key
12212	12 Pt. 1/2" Dr. Std. Skt. 5/8"	12268	12 Pt. 1/2" Dr. Dp. Skt. 1"	20216	12 Pt. Combo. Wr. 7/8"	25651	Cold Chisel, Cut 3/8", Hex 5/16", Long 5-1/4"	57010	5/64" Short Arm Hex Key
12213	12 Pt. 1/2" Dr. Std. Skt. 11/16"	12269	12 Pt. 1/2" Dr. Dp. Skt. 1-1/16"	20217	12 Pt. Combo. Wr. 15/16"	25654	Cold Chisel, Cut 5/8", Hex 1/2", Long 6-1/2"	57012	3/32" Short Arm Hex Key
12214	12 Pt. 1/2" Dr. Std. Skt. 3/4"	12270	12 Pt. 1/2" Dr. Dp. Skt. 1-1/8"	20218	12 Pt. Combo. Wr. 1"	25704	16 Oz. 14-1/4" Ball Pein Hammer	57014	1/8" Short Arm Hex Key
12215	12 Pt. 1/2" Dr. Std. Skt. 13/16"	12800	1/2" Dr. Ratchet Teardrop-Q.R.	20219	12 Pt. Combo. Wr. 1-1/16"	25716	12 Oz. 11-5/8" Soft Face Hammer	57020	5/32" Short Arm Hex Key
12216	12 Pt. 1/2" Dr. Std. Skt. 7/8"	12805	1/2" Dr. Extension 3"	20220	12 Pt. Combo. Wr. 1-1/8"	30833	#1 X 3" Phillips Screwdriver	57022	3/16" Short Arm Hex Key
12217	12 Pt. 1/2" Dr. Std. Skt. 15/16"	12810	1/2" Dr. Extension 6"	20222	12 Pt. Combo. Wr. 1-1/4"	30836	#2 X 3" Phillips Screwdriver	57024	7/32" Short Arm Hex Key
12218	12 Pt. 1/2" Dr. Std. Skt. 1"	12812	1/2" Dr. Extension 10"	24006	Adj. Wr. 6"	30837	#2 X 4" Phillips Screwdriver	57026	1/4" Short Arm Hex Key
12219	12 Pt. 1/2" Dr. Std. Skt. 1-1/16"	12820	1/2" Dr. Flex Handle	24010	Adj. Wr. 10"	30838	#3 X 4" Phillips Screwdriver	57030	3/8" Short Arm Hex Key
12220	12 Pt. 1/2" Dr. Std. Skt. 1-1/8"	12825	1/2" Dr. Speeder Handle	25108	Slip Joint Pliers 8"	30839	#3 X 6" Phillips Screwdriver	19803	20" Tool Box
12222	12 Pt. 1/2" Dr. Std. Skt. 1-1/4"	12830	1/2" Dr. Universal Joint	25206	Chain Nose 6-1/2", w/Cutter	30839	1/4" X 4" Round Blade Screwdriver	19617	57 lbs.
12260	12 Pt. 1/2" Dr. Dp. Skt. 1/2"	20208	12 Pt. Combo. Wr. 3/8"	25207	Diagonal Cutting Pliers 7", Heavy Duty	30841	5/16" X 6" Round Blade Screwdriver	19618	47 lbs.
12261	12 Pt. 1/2" Dr. Dp. Skt. 9/16"	20209	12 Pt. Combo. Wr. 7/16"	25310	Rib Lock Pliers 10"	30844	1/4" X 1-1/2" Stubby Screwdriver	19619	42 lbs.
12262	12 Pt. 1/2" Dr. Dp. Skt. 5/8"	20210	12 Pt. Combo. Wr. 1/2"	25627	Pin Punch, Cut 3/16", Hex 5/16", Long 5-1/2"	30845	#2 X 1-1/2" Stubby Phillips Screwdriver	19803	13 lbs.
12263	12 Pt. 1/2" Dr. Dp. Skt. 11/16"	20211	12 Pt. Combo. Wr. 9/16"	25634	Lg. Taper Punch, Cut 1/4", Hex 5/8", Long 11"				
12264	12 Pt. 1/2" Dr. Dp. Skt. 3/4"	20212	12 Pt. Combo. Wr. 5/8"						

70 Piece 3/8" Drive Basic Mechanic's Set

Item Number: 19614 with No.19803 20" Tool Box Item Number: 19613 Tools Only - 69 pcs. (contains one each of the following):

11208	12 Pt. 3/8" Dr. Std. Skt. 3/8"	11910	3/8" Dr. Extension 6"	20220	12 Pt. Combo. Wr. 1-1/8"	25654	Long 5-1/4"	57012	3/32" Short Arm Hex Key
11209	12 Pt. 3/8" Dr. Std. Skt. 7/16"	11912	3/8" Dr. Extension 10"	20222	12 Pt. Combo. Wr. 1-1/4"	25704	16 Oz. 14-1/4" Ball Pein Hammer	57014	1/8" Short Arm Hex Key
11210	12 Pt. 3/8" Dr. Std. Skt. 1/2"	11920	3/8" Dr. Flex Handle	24006	Adj. Wr. 6"	25716	12 Oz. 11-5/8" Soft Face Hammer	57020	5/32" Short Arm Hex Key
11211	12 Pt. 3/8" Dr. Std. Skt. 9/16"	11926	3/8" Dr. Speeder Handle	24010	Adj. Wr. 10"	30833	#1 X 3" Phillips Screwdriver	57022	3/16" Short Arm Hex Key
11212	12 Pt. 3/8" Dr. Std. Skt. 5/8"	11930	3/8" Dr. Universal Joint	25108	Slip Joint Pliers 8"	30836	#2 X 3" Phillips Screwdriver	57024	7/32" Short Arm Hex Key
11213	12 Pt. 3/8" Dr. Std. Skt. 11/16"	20208	12 Pt. Combo. Wr. 3/8"	25206	Chain Nose 6-1/2", w/Cutter	30837	#2 X 4" Phillips Screwdriver	57026	1/4" Short Arm Hex Key
11214	12 Pt. 3/8" Dr. Std. Skt. 3/4"	20209	12 Pt. Combo. Wr. 7/16"	25207	Diagonal Cutting Pliers 7", Heavy Duty	30838	#3 X 4" Phillips Screwdriver	57028	5/16" Short Arm Hex Key
11258	12 Pt. 3/8" Dr. Dp. Skt. 3/8"	20210	12 Pt. Combo. Wr. 1/2"	25310	Rib Lock Pliers 10"	30839	#3 X 6" Phillips Screwdriver	57030	3/8" Short Arm Hex Key
11259	12 Pt. 3/8" Dr. Dp. Skt. 7/16"	20211	12 Pt. Combo. Wr. 9/16"	25627	Pin Punch, Cut 3/16", Hex 5/16", Long 5-1/2"	30841	5/16" X 6" Round Blade Screwdriver	19803	20" Tool Box
11260	12 Pt. 3/8" Dr. Dp. Skt. 1/2"	20212	12 Pt. Combo. Wr. 5/8"	25634	Lg. Taper Punch, Cut 1/4", Hex 5/8", Long 11"	30844	1/4" X 1-1/2" Stubby Screwdriver	19614	47 lbs.
11261	12 Pt. 3/8" Dr. Dp. Skt. 9/16"	20213	12 Pt. Combo. Wr. 11/16"	25641	Solid Punch, Cut 3/16", Hex 3/8", Long 5"	30845	#2 X 1-1/2" Stubby Phillips Screwdriver	19613	33 lbs.
11262	12 Pt. 3/8" Dr. Dp. Skt. 5/8"	20214	12 Pt. Combo. Wr. 3/4"	25647	Center Punch, Hex 3/8", Long 5"	57006	.050" Short Arm Hex Key	19803	13 lbs.
11263	12 Pt. 3/8" Dr. Dp. Skt. 11/16"	20215	12 Pt. Combo. Wr. 13/16"	25651	Cold Chisel, Cut 3/8", Hex 5/16", Long 5-1/4"	57008	1/16" Short Arm Hex Key		
11264	12 Pt. 3/8" Dr. Dp. Skt. 3/4"	20216	12 Pt. Combo. Wr. 15/16"			57010	5/64" Short Arm Hex Key		
11412	6 Pt. 3/8" Dr. Spark Plug Skt. 5/8"	20217	12 Pt. Combo. Wr. 15/16"						
11900	3/8" Dr. Ratchet Teardrop-Q.R.	20218	12 Pt. Combo. Wr. 1"						
11905	3/8" Dr. Extension 3"	20219	12 Pt. Combo. Wr. 1-1/16"						

81 Piece 3/4" Drive Heavy Duty Mechanic's Add-on Set

Item Number: 19640 with No. 19804 Roller Cabinet Item Number: 19639 Tools Only - 80 pcs. (contains one each of the following):

11916	3/8" Dr. Locking Extension 5"	1-5/8"	20554	3/8" Dr. Crowfoot Wrench 9/16"	22610	Ratcheting Box End Wrench 1/2"X9/16"	2951	Micrometer Torq Wr 15-100ft/lb 3/8" Dr.	
11917	3/8" Dr. Locking Extension 8"	1-11/16"	20555	3/8" Dr. Crowfoot Wrench 5/8"	22612	Ratcheting Box End Wrench 5/8"X11/16"	2952	Micrometer Torq Wr 30-250ft/lb 1/2" Dr.	
11918	3/8" Dr. Locking Extension 12"	1-3/4"	20556	3/8" Dr. Crowfoot Wrench 11/16"	24012	Adjustable Wrench 12"	23 101C	Straight Cutting Snip	
13203	12 Pt. 3/4" Dr. Standard Socket 15/16"	13216	12 Pt. 3/4" Dr. Standard Socket 1-3/4"	20557	3/8" Dr. Crowfoot Wrench 3/4"	25316	Rib Lock Pliers 16"	23 104	10" Straight Cutting Snip
13204	12 Pt. 3/4" Dr. Standard Socket 1"	13217	12 Pt. 3/4" Dr. Standard Socket 1-13/16"	20558	3/8" Dr. Crowfoot Wrench 13/16"	25702	8 Oz. 12-1/4" Ball Pein Hammer	31 200C	Heavy Duty Retractable Utility Knife
13205	12 Pt. 3/4" Dr. Standard Socket 1-1/16"	13218	12 Pt. 3/4" Dr. Standard Socket 1-7/8"	20559	3/8" Dr. Crowfoot Wrench 7/8"	25712	3 Lb. 10" Drilling Hammer	81 601	Replacement Tip For 81600 (Hard)
13206	12 Pt. 3/4" Dr. Standard Socket 1-1/8"	13220	12 Pt. 3/4" Dr. Standard Socket 2"	20564	3/8" Dr. Crowfoot Wrench 1"	25714	20 Oz. Rubber Mallet	81 602	Replacement Tip For 81600 (Soft)
13207	12 Pt. 3/4" Dr. Standard Socket 1-3/16"	13900	3/4" Dr. Ratchet Teardrop-Q.R.	21404	6 Pt. Dbl. End Flare Nut Wrench 3/8"X7/16"	57100	3/16" Hollow Shaft Nut Driver	1109	Tape Measure
13208	12 Pt. 3/4" Dr. Standard Socket 1-1/4"	13910	3/4" Dr. Extension 5"	21412	6 Pt. Dbl. End Flare Nut Wrench 5/8"X11/16"	57102	1/4" Hollow Shaft Nut Driver	3109	Screw Extractor 1/8"
13209	12 Pt. 3/4" Dr. Standard Socket 1-5/16"	13912	3/4" Dr. Extension 8"	22208	12 Pt. Offset Box Wrench 3/8"X9/16"	57104	5/16" Hollow Shaft Nut Driver	1110	Screw Extractor 3/16"
13210	12 Pt. 3/4" Dr. Standard Socket 1-3/8"	13914	3/4" Dr. Extension 16"	22210	12 Pt. Offset Box Wrench 1/2"X9/16"	57106	11/32" Hollow Shaft Nut Driver	1111	Screw Extractor 15/64"
13211	12 Pt. 3/4" Dr. Standard Socket 1-7/16"	13920	3/4" Dr. Flex Handle	22212	12 Pt. Offset Box Wrench 5/8"X3/4"	57108	3/8" Hollow Shaft Nut Driver	1112	Screw Extractor 5/16"
13212	12 Pt. 3/4" Dr. Standard Socket 1-1/2"	13922	3/4" Dr. Sliding T Handle	22213	12 Pt. Offset Box Wrench 11/16"X13/16"				



INDUSTRIAL TOOL SET CONTENTS

141 Piece Metric Add-on Set (1/4", 3/8" & 1/2" Drives)

■ Item Number: 19642 with No. 19803 20" Tool Box ■ Item Number: 19641 Tools Only - 140 pcs. (contains one each of the following):

Number	Description	Number	Description	Number	Description	Number	Description	Number	Description
10102	6 Pt. 1/4" Dr. Std. Skt. 4mm	11360	12 Pt. 3/8" Dr. Dp. Skt. 10mm	20308	12 Pt. Combo. Wr. 8mm	21511	6 Pt. Dbl. End Flare Nut Wr. 11X12mm	58676	3/8" Dr. Hex Bit Skt. 3mm
10104	6 Pt. 1/4" Dr. Std. Skt. 5mm	11361	12 Pt. 3/8" Dr. Dp. Skt. 11mm	20309	12 Pt. Combo. Wr. 9mm			58678	3/8" Dr. Hex Bit Skt. 4mm
10106	6 Pt. 1/4" Dr. Std. Skt. 6mm	11362	12 Pt. 3/8" Dr. Dp. Skt. 12mm	20310	12 Pt. Combo. Wr. 10mm	21513	6 Pt. Dbl. End Flare Nut Wr. 13X14mm	58680	3/8" Dr. Hex Bit Skt. 5mm
10107	6 Pt. 1/4" Dr. Std. Skt. 7mm	11363	12 Pt. 3/8" Dr. Dp. Skt. 13mm	20311	12 Pt. Combo. Wr. 11mm			58682	3/8" Dr. Hex Bit Skt. 6mm
10108	6 Pt. 1/4" Dr. Std. Skt. 8mm	11364	12 Pt. 3/8" Dr. Dp. Skt. 14mm	20312	12 Pt. Combo. Wr. 12mm	21515	6 Pt. Dbl. End Flare Nut Wr. 15X17mm	58684	3/8" Dr. Hex Bit Skt. 8mm
10109	6 Pt. 1/4" Dr. Std. Skt. 9mm	11365	12 Pt. 3/8" Dr. Dp. Skt. 15mm	20313	12 Pt. Combo. Wr. 13mm			58686	3/8" Dr. Hex Bit Skt. 10mm
10110	6 Pt. 1/4" Dr. Std. Skt. 10mm	11366	12 Pt. 3/8" Dr. Dp. Skt. 16mm	20314	12 Pt. Combo. Wr. 14mm	30854	Solid Shaft Nut Driver 5mm	66305	Midget Open End Wr. 5.5mm
10111	6 Pt. 1/4" Dr. Std. Skt. 11mm	11367	12 Pt. 3/8" Dr. Dp. Skt. 17mm	20315	12 Pt. Combo. Wr. 15mm	30856	Solid Shaft Nut Driver 6mm	66306	Midget Open End Wr. 6mm
10112	6 Pt. 1/4" Dr. Std. Skt. 12mm	11368	12 Pt. 3/8" Dr. Dp. Skt. 18mm	20316	12 Pt. Combo. Wr. 16mm	30857	Solid Shaft Nut Driver 7mm	66307	Midget Open End Wr. 7mm
10113	6 Pt. 1/4" Dr. Std. Skt. 13mm	11369	12 Pt. 3/8" Dr. Dp. Skt. 19mm	20317	12 Pt. Combo. Wr. 17mm	30858	Solid Shaft Nut Driver 8mm	66308	Midget Open End Wr. 8mm
10156	6 Pt. 1/4" Dr. Dp. Skt. 6mm	12310	12 Pt. 1/2" Dr. Std. Skt. 10mm	20318	12 Pt. Combo. Wr. 18mm	30859	Solid Shaft Nut Driver 9mm	66309	Midget Open End Wr. 9mm
10157	6 Pt. 1/4" Dr. Dp. Skt. 7mm	12311	12 Pt. 1/2" Dr. Std. Skt. 11mm	20319	12 Pt. Combo. Wr. 19mm	30860	Solid Shaft Nut Driver 10mm	66310	Midget Open End Wr. 10mm
10158	6 Pt. 1/4" Dr. Dp. Skt. 8mm	12312	12 Pt. 1/2" Dr. Std. Skt. 12mm	20321	12 Pt. Combo. Wr. 21mm	30861	Solid Shaft Nut Driver 11mm	66311	Midget Open End Wr. 11mm
10159	6 Pt. 1/4" Dr. Dp. Skt. 9mm	12313	12 Pt. 1/2" Dr. Std. Skt. 13mm	20322	12 Pt. Combo. Wr. 22mm	57116	1.5mm Short Arm Hex Key	66408	6 Pt. Midget Combo. Wr. 4.5X4mm
10160	6 Pt. 1/4" Dr. Dp. Skt. 10mm	12314	12 Pt. 1/2" Dr. Std. Skt. 14mm	20565	3/8" Dr. Crowfoot Wr. 10mm	57118	2mm Short Arm Hex Key	66409	6 Pt. Midget Combo. Wr. 4X4.5mm
10161	6 Pt. 1/4" Dr. Dp. Skt. 11mm	12315	12 Pt. 1/2" Dr. Std. Skt. 15mm	20570	3/8" Dr. Crowfoot Wr. 11mm	57120	2.5mm Short Arm Hex Key	66411	12 Pt. Midget Combo. Wr. 5X5.5mm
10162	6 Pt. 1/4" Dr. Dp. Skt. 12mm	12316	12 Pt. 1/2" Dr. Std. Skt. 16mm	20571	3/8" Dr. Crowfoot Wr. 12mm	57122	3mm Short Arm Hex Key	66412	12 Pt. Midget Combo. Wr. 5X6mm
10163	6 Pt. 1/4" Dr. Dp. Skt. 13mm	12317	12 Pt. 1/2" Dr. Std. Skt. 17mm	20572	3/8" Dr. Crowfoot Wr. 13mm	57124	4mm Short Arm Hex Key	66413	12 Pt. Midget Combo. Wr. 5X6.5mm
10164	6 Pt. 1/4" Dr. Dp. Skt. 14mm	12318	12 Pt. 1/2" Dr. Std. Skt. 18mm	20573	3/8" Dr. Crowfoot Wr. 14mm	57126	5mm Short Arm Hex Key	66414	12 Pt. Midget Combo. Wr. 6X7mm
11309	12 Pt. 3/8" Dr. Std. Skt. 9mm	12319	12 Pt. 1/2" Dr. Std. Skt. 19mm	20574	3/8" Dr. Crowfoot Wr. 15mm	57128	6mm Short Arm Hex Key	66416	12 Pt. Midget Combo. Wr. 7X8mm
11310	12 Pt. 3/8" Dr. Std. Skt. 10mm	12320	12 Pt. 1/2" Dr. Std. Skt. 20mm	20575	3/8" Dr. Crowfoot Wr. 16mm	57129	0.7mm Short Arm Hex Key	66418	12 Pt. Midget Combo. Wr. 8X9mm
11311	12 Pt. 3/8" Dr. Std. Skt. 11mm	12321	12 Pt. 1/2" Dr. Std. Skt. 21mm	20576	3/8" Dr. Crowfoot Wr. 17mm	57130	8mm Short Arm Hex Key	66420	12 Pt. Midget Combo. Wr. 9X10mm
11312	12 Pt. 3/8" Dr. Std. Skt. 12mm	12322	12 Pt. 1/2" Dr. Std. Skt. 22mm	20577	3/8" Dr. Crowfoot Wr. 18mm	57131	0.9mm Short Arm Hex Key	66422	12 Pt. Midget Combo. Wr. 10X11mm
11313	12 Pt. 3/8" Dr. Std. Skt. 13mm	12323	12 Pt. 1/2" Dr. Std. Skt. 23mm	20578	3/8" Dr. Crowfoot Wr. 19mm	57132	10mm Short Arm Hex Key		
11314	12 Pt. 3/8" Dr. Std. Skt. 14mm	12324	12 Pt. 1/2" Dr. Std. Skt. 24mm	21106	15D Angle Open End Wr. 6X8mm	57133	12mm Short Arm Hex Key	19803	20" Tool Box
11315	12 Pt. 3/8" Dr. Std. Skt. 15mm	12325	12 Pt. 1/2" Dr. Std. Skt. 25mm	21107	15D Angle Open End Wr. 7X9mm	57134	14mm Short Arm Hex Key		
11317	12 Pt. 3/8" Dr. Std. Skt. 17mm	12326	12 Pt. 1/2" Dr. Std. Skt. 26mm	21110	15D Angle Open End Wr. 10X11mm	57135	1.3mm Short Arm Hex Key	Approx. Wt.	
11318	12 Pt. 3/8" Dr. Std. Skt. 18mm	12327	12 Pt. 1/2" Dr. Std. Skt. 27mm	21112	15D Angle Open End Wr. 12X14mm	57138	17mm Short Arm Hex Key	19642:	47 lbs.
11319	12 Pt. 3/8" Dr. Std. Skt. 19mm	12328	12 Pt. 1/2" Dr. Std. Skt. 28mm	21113	15D Angle Open End Wr. 13X15mm	58672	3/8" Dr. Hex Bit Skt. 2mm	19641:	33 lbs.
11359	12 Pt. 3/8" Dr. Dp. Skt. 9mm	20307	12 Pt. Combo. Wr. 7mm	21117	15D Angle Open End Wr. 17X19mm	58674	3/8" Dr. Hex Bit Skt. 2.5mm	19803:	13 lbs.

74 Piece 3/8" & 1/2" Black Ox™ Add-on Set

■ Item Number: 19638 with No. 19803 20" Tool Box ■ Item Number: 19637 Tools Only - 73 pcs. (contains one each of the following):

11901B	3/8" Dr. Black Ratchet Teardrop	21752	Adj. Spanner Wr. Hook 2" To 4-3/4"	34064	6 Pt. 3/8" Dr. Dp. Impact Skt. 3/4"	35020	1-1/16"	35070	6 Pt. 1/2" Dr. Dp. Impact Skt. 1-1/8"
11920B	3/8" Dr. Black Flex Handle	26108	Black Adj. Wr. 8"	34203	3/8" Dr. Impact Extension 3"		6 Pt. 1/2" Dr. Std. Impact Skt. 1-1/8"	35072	6 Pt. 1/2" Dr. Dp. Impact Skt. 1-1/4"
12801B	1/2" Dr. Black Ratchet Teardrop	26112	Black Adj. Wr. 12"	34205	3/8" Dr. Impact Universal Joint	35022	6 Pt. 1/2" Dr. Std. Impact Skt. 1-1/4"	35200	1/2" Dr. Impact Extension 10"
12820B	1/2" Dr. Black Flex-Handle	34006	6 Pt. 3/8" Dr. Std. Impact Skt. 5/16"	34206	3/8" Dr. Impact Extension 6"	35058	6 Pt. 1/2" Dr. Dp. Impact Skt. 3/8"	35203	1/2" Dr. Impact Extension 3"
20208B	12 Pt. Black Combo. Wr. 3/8"	34008	6 Pt. 3/8" Dr. Std. Impact Skt. 3/8"	35008	6 Pt. 1/2" Dr. Std. Impact Skt. 3/8"	35059	6 Pt. 1/2" Dr. Dp. Impact Skt. 7/16"	35206	1/2" Dr. Impact Extension 6"
20209B	12 Pt. Black Combo. Wr. 7/16"	34009	6 Pt. 3/8" Dr. Std. Impact Skt. 7/16"	35009	6 Pt. 1/2" Dr. Std. Impact Skt. 7/16"	35060	6 Pt. 1/2" Dr. Dp. Impact Skt. 1/2"	35207	1/2" Dr. Impact Universal Joint
20210B	12 Pt. Black Combo. Wr. 1/2"	34010	6 Pt. 3/8" Dr. Std. Impact Skt. 1/2"	35010	6 Pt. 1/2" Dr. Std. Impact Skt. 1/2"	35061	6 Pt. 1/2" Dr. Dp. Impact Skt. 9/16"	19803	20" Tool Box
20211B	12 Pt. Black Combo. Wr. 9/16"	34011	6 Pt. 3/8" Dr. Std. Impact Skt. 9/16"	35011	6 Pt. 1/2" Dr. Std. Impact Skt. 9/16"	35062	6 Pt. 1/2" Dr. Dp. Impact Skt. 5/8"	Approx. Wt.	
20212B	12 Pt. Black Combo. Wr. 5/8"	34012	6 Pt. 3/8" Dr. Std. Impact Skt. 5/8"	35012	6 Pt. 1/2" Dr. Std. Impact Skt. 5/8"	35063	6 Pt. 1/2" Dr. Dp. Impact Skt. 11/16"	19638:	39 lbs.
20213B	12 Pt. Black Combo. Wr. 11/16"	34013	6 Pt. 3/8" Dr. Std. Impact Skt. 11/16"	35013	6 Pt. 1/2" Dr. Std. Impact Skt. 11/16"	35064	6 Pt. 1/2" Dr. Dp. Impact Skt. 3/4"	19637:	25 lbs.
20214B	12 Pt. Black Combo. Wr. 3/4"	34014	6 Pt. 3/8" Dr. Std. Impact Skt. 3/4"	35014	6 Pt. 1/2" Dr. Std. Impact Skt. 3/4"	35065	6 Pt. 1/2" Dr. Dp. Impact Skt. 13/16"	19803:	13 lbs.
20215B	12 Pt. Black Combo. Wr. 13/16"	34056	6 Pt. 3/8" Dr. Dp. Impact Skt. 5/16"	35015	6 Pt. 1/2" Dr. Std. Impact Skt. 13/16"	35066	6 Pt. 1/2" Dr. Dp. Impact Skt. 7/8"		
20216B	12 Pt. Black Combo. Wr. 7/8"	34058	6 Pt. 3/8" Dr. Dp. Impact Skt. 3/8"	35016	6 Pt. 1/2" Dr. Std. Impact Skt. 7/8"	35067	6 Pt. 1/2" Dr. Dp. Impact Skt. 15/16"		
20217B	12 Pt. Black Combo. Wr. 15/16"	34059	6 Pt. 3/8" Dr. Dp. Impact Skt. 7/16"	35017	6 Pt. 1/2" Dr. Std. Impact Skt. 15/16"	35068	6 Pt. 1/2" Dr. Dp. Impact Skt. 1"		
20218B	12 Pt. Black Combo. Wr. 1"	34060	6 Pt. 3/8" Dr. Dp. Impact Skt. 1/2"	35018	6 Pt. 1/2" Dr. Std. Impact Skt. 1"	35069	6 Pt. 1/2" Dr. Dp. Impact Skt. 1-1/16"		
20219B	12 Pt. Black Combo. Wr. 1-1/16"	34061	6 Pt. 3/8" Dr. Dp. Impact Skt. 9/16"	35019	6 Pt. 1/2" Dr. Std. Impact Skt. 1-1/16"				
20220B	12 Pt. Black Combo. Wr. 1-1/8"	34062	6 Pt. 3/8" Dr. Dp. Impact Skt. 5/8"						
20222B	12 Pt. Black Combo. Wr. 1-1/4"	34063	6 Pt. 3/8" Dr. Dp. Impact Skt. 11/16"						
21750	Adj. Spanner Wr. Hook 3/4" To 2"								

32 Piece 1/2" Drive Socket Set

■ Item Number: 19612 with No. 19803 20" Tool Box ■ Item Number: 19611 Tools Only - 31 pcs. (contains one each of the following):

12209	12 Pt. 1/2" Dr. Std. Skt. 7/16"	12217	12 Pt. 1/2" Dr. Std. Skt. 15/16"	12263	12 Pt. 1/2" Dr. Dp. Skt. 11/16"	12800	1/2" Dr. Ratchet Teardrop-Q.R.	Approx. Wt.	
12210	12 Pt. 1/2" Dr. Std. Skt. 1/2"	12218	12 Pt. 1/2" Dr. Std. Skt. 1"	12264	12 Pt. 1/2" Dr. Dp. Skt. 3/4"	12805	1/2" Dr. Extension 3"	19612:	34 lbs.
12211	12 Pt. 1/2" Dr. Std. Skt. 9/16"	12219	12 Pt. 1/2" Dr. Std. Skt. 1-1/16"	12265	12 Pt. 1/2" Dr. Dp. Skt. 13/16"	12810	1/2" Dr. Extension 6"	19611:	19 lbs.
12212	12 Pt. 1/2" Dr. Std. Skt. 5/8"	12220	12 Pt. 1/2" Dr. Std. Skt. 1-1/8"	12266	12 Pt. 1/2" Dr. Dp. Skt. 7/8"	12812	1/2" Dr. Extension 10"	19803:	13 lbs.
12213	12 Pt. 1/2" Dr. Std. Skt. 11/16"	12222	12 Pt. 1/2" Dr. Std. Skt. 1-1/4"	12267	12 Pt. 1/2" Dr. Dp. Skt. 15/16"	12820	1/2" Dr. Flex Handle		
12214	12 Pt. 1/2" Dr. Std. Skt. 3/4"	12260	12 Pt. 1/2" Dr. Dp. Skt. 1/2"	12268	12 Pt. 1/2" Dr. Dp. Skt. 1"	12825	1/2" Dr. Speeder Handle		
12215	12 Pt. 1/2" Dr. Std. Skt. 13/16"	12261	12 Pt. 1/2" Dr. Dp. Skt. 9/16"	12269	12 Pt. 1/2" Dr. Dp. Skt. 1-1/16"	12830	1/2" Dr. Universal Joint		
12216	12 Pt. 1/2" Dr. Std. Skt. 7/8"	12262	12 Pt. 1/2" Dr. Dp. Skt. 5/8"	12270	12 Pt. 1/2" Dr. Dp. Skt. 1-1/8"	19803	20" Tool Box		

23 Piece 3/8" Drive Socket Set

■ Item Number: 19610 with No. 19803 20" Tool Box ■ Item Number: 19609 Tools Only - 22 pcs. (contains one each of the following):

11208	12 Pt. 3/8" Dr. Std. Skt. 3/8"	11214	12 Pt. 3/8" Dr. Std. Skt. 3/4"	11263	12 Pt. 3/8" Dr. Dp. Skt. 11/16"	11912	3/8" Dr. Extension 10"	Approx. Wt.	
11209	12 Pt. 3/8" Dr. Std. Skt. 7/16"	11258	12 Pt. 3/8" Dr. Dp. Skt. 3/8"	11264	12 Pt. 3/8" Dr. Dp. Skt. 3/4"	11920	3/8" Dr. Flex Handle	19610:	25 lbs.
11210	12 Pt. 3/8" Dr. Std. Skt. 1/2"	11259	12 Pt. 3/8" Dr. Dp. Skt. 7/16"	11412	6 Pt. 3/8" Dr. Spark Plug Skt. 5/8"	11926	3/8" Dr. Speeder Handle	19609:	9 lbs.
11211	12 Pt. 3/8" Dr. Std. Skt. 9/16"	11260	12 Pt. 3/8" Dr. Dp. Skt. 1/2"	11900	3/8" Dr. Ratchet Teardrop-Q.R.	11930	3/8" Dr. Universal Joint	19803:	13 lbs.
11212	12 Pt. 3/8" Dr. Std. Skt. 5/8"	11261	12 Pt. 3/8" Dr. Dp. Skt. 9/16"	11905	3/8" Dr. Extension 3"	19803	20" Tool Box		
11213	12 Pt. 3/8" Dr. Std. Skt. 11/16"	11262	12 Pt. 3/8" Dr. Dp. Skt. 5/8"	11910	3/8" Dr. Extension 6"				

15 Piece Accessory Set

■ Item Number: 19608 with No. 19803 20" Tool Box ■ Item Number: 19607 Tools Only - 14 pcs. (contains one each of the following):

25108	Slip Joint Pliers 8"	25716	12 Oz. 11-5/8" Soft Face Hammer	30841	5/16" X 6" Round Blade Screwdriver	Approx. Wt.	
25206	Chain Nose 6-1/2", w/Cutter	30833	3/16" X 3" Cabinet Tip Screwdriver	30844	1/4" X 1-1/2" Stubby Screwdriver	19608:	22 lbs.
25207	Diagonal Cutting Pliers 7", Heavy Duty	30836	#1 X 3" Phillips Screwdriver	30845	#2 X 1-1/2" Stubby Phillips Screwdriver	19607:	8 lbs.
		30837	#2 X 4" Phillips Screwdriver			19803:	13 lbs.
25310	Rib Lock Pliers 10"	30838	#3 X 6" Phillips Screwdriver	19803	20" Tool Box		
25704	16 Oz. 14-1/4" Ball Pein Hammer	30839	1/4" X 4" Round Blade Screwdriver				

KEY SELECTOR CHARTS

Allen Key Fit Selector — Keys Fit These Products

NOMINAL KEY SIZE, INCHES	SOCKET HEAD CAP SCREWS		FLAT HEAD CAP SCREWS	BUTTON HEAD CAP SCREWS	SET SCREWS	SHOULDER SCREWS	PRESSURE PLUGS	ALLENUTS	LOW HEAD CAP SCREWS	NOMINAL KEY SIZE, INCHES
	1960 SERIES	1936 SERIES								
.028	—	—	—	—	0	—	—	—	—	.028
.035	—	—	0	0	1, 2	—	—	—	—	.035
.050	0	0, 1	1, 2	1, 2	3, 4	—	—	—	4	.050
1/16	1	2	3, 4	3, 4	5, 6	—	—	—	5, 6	1/16
5/64	2, 3	3, 4	5, 6	5, 6	8	—	—	—	8	5/64
3/32	4, 5	5, 6	8	8	10	—	—	—	10	3/32
7/64	6	—	—	—	—	—	—	—	—	7/64
1/8	—	8	10	10	1/4	1/4	—	4, 5	1/4	1/8
9/64	8	10	—	—	—	—	—	—	—	9/64
5/32	10	1/4	1/4	1/4	5/16	5/16	1/16	6	5/16	5/32
3/16	1/4	—	5/16	5/16	3/8	3/8	1/8	8, 10	3/8	3/16
7/32	—	5/16	3/8	3/8	7/16	—	—	—	7/16	7/32
1/4	5/16	—	7/16	—	1/2	1/2	1/4	1/4	1/2	1/4
5/16	3/8	3/8, 7/16	1/2	—	5/8	5/8	3/8	5/16	5/8	5/16
3/8	7/16, 1/2	1/2	5/8	—	3/4	3/4	1/2	3/8	—	3/8
7/16	—	—	—	—	—	—	—	7/16	—	7/16
1/2	5/8	5/8	3/4	—	7/8	1	—	1/2	—	1/2
9/16	—	3/4, 7/8	7/8	—	1, 1 1/8	—	3/4	—	—	9/16
5/8	3/4	1	1	—	1 1/4, 1 3/8	1 1/4	1	5/8	—	5/8
3/4	7/8, 1	—	1 1/8	—	1 1/2	—	1 1/4	3/4	—	3/4
7/8	1 1/8, 1 1/4	—	1 1/4, 1 3/8	—	—	1 1/2	—	7/8	—	7/8
1	1 3/8, 1 1/2	1 1/2	1 1/2	—	1 3/4, 2	1 3/4	1 1/2, 2	1	—	1
1 1/4	1 3/4	—	—	—	—	2	—	1 1/4	—	1 1/4
1 1/2	2	1 1/8, 1 1/4, 1 3/8	—	—	—	—	—	1 1/2	—	1 1/2
1 3/4	2 1/4, 2 1/2	—	—	—	—	—	—	—	—	1 3/4
2	2 3/4	—	—	—	—	—	—	—	—	2

Allen Metric Key Fit Selector — Keys Fit These Products

NOMINAL KEY SIZE, MM	SOCKET HEAD CAP SCREWS	FLAT HEAD CAP SCREWS	BUTTON HEAD CAP SCREWS	SET SCREWS	SHOULDER SCREWS	ALLENUTS	LOW HEAD CAP SCREWS	NOMINAL KEY SIZE, MM
0.7	—	—	—	M1.4, M1.6, M1.7	—	—	—	0.7
0.9	—	—	—	M2, M2.3	—	—	—	0.9
1.3	M1.4	—	—	M2.5, M2.6	—	—	—	1.3
1.5	M1.6, M1.7, M2	—	—	M3	—	—	—	1.5
2	M2.3, M2.5, M2.6	M3	M3	M4	—	—	—	2
2.5	M3	M4	M4	M5	—	—	—	2.5
3	M4	M5	M5	M6	6mm	M3	M4	3
4	M5	M6	M6	M8	8mm	M4	M5	4
5	M6	M8	M8	M10	10mm	M5	M6	5
6	M8	M10	M10	M12, M14	12mm	M6	M8	6
8	M10	M12	M12	M16	16mm	M8	M10	8
10	M12	M14, M16	—	M20	20mm	M10	M12	10
12	M14	M20	—	M24	—	M12	M14	12
14	M16	—	—	—	—	—	M16	14
17	M20	—	—	—	—	M16	M20, M22	17
19	M24	—	—	—	—	—	M24	19

CONVERSION CHART SHOWING MILLIMETER SIZES, FRACTIONAL AND DECIMAL INCH SIZES

Milli-Meter	Dec. Equiv.	Frac-tional	Milli-Meter	Dec. Equiv.	Frac-tional	Milli-Meter	Dec. Equiv.	Frac-tional	Milli-Meter	Dec. Equiv.	Frac-tional	Milli-Meter	Dec. Equiv.	Frac-tional
.1	.0039		1.75	.0689	1570		6.8	.2677		10.72	.4219	27/64"
.15	.0059	0700		4.0	.1575		6.9	.2716		11.0	.4330	
.2	.0079		1.8	.0709	1590	2720		11.11	.4375	7/16"
.25	.0098		1.85	.0728	1610		7.0	.2756		11.5	.4528	
.3	.0118	0730		4.1	.1614	2770		11.51	.4531	29/64"
...	.0135		1.9	.0748		4.2	.1654		7.1	.2795		11.91	.4687	15/32"
.35	.0138	0760	1660	2811		12.0	.4724	
...	.145		1.95	.0767		4.25	.1673		7.14	.2812	9/32"	12.30	.4843	31/64"
.39	.0156	1/64"	1.98	.0781	5/64"	4.3	.1693		7.2	.2835		12.5	.4921	
.4	.0157	0785	1695		7.25	.2854		12.7	.5000	1/2"
...	.0160		2.0	.0787		4.37	.1719	11/64"	7.3	.2874		13.0	.5118	
.45	.0177		2.05	.0807	1730	2900		13.10	.5156	33/64"
...	.0180	0810		4.4	.1732		7.4	.2913		13.49	.5312	17/32"
.5	.0197	0820	1770	2950		13.5	.5315	
...	.0200		2.1	.0827		4.5	.1771		7.5	.2953		13.89	.5469	35/64"
...	.0210		2.15	.0846	1800		7.54	.2968	19/64"	14.0	.5512	
.55	.0217	0860		4.6	.1811		7.6	.2992		14.29	.5625	9/16"
...	.0225		2.2	.0866	1820	3020		14.5	.5709	
...	.0236		2.25	.0885		4.7	.1850		7.7	.3031		14.68	.5781	37/64"
...	.0240	0890		4.75	.1870		7.75	.3051		15.0	.5906	
...	.0250		2.3	.0905		4.76	.1875	3/16"	7.8	.3071		15.08	.5937	19/32"
.65	.0256		2.35	.0925		4.8	.1890		7.9	.3110		15.48	.6094	39/64"
...	.0260	0935	1910		7.94	.3125	5/16"	15.5	.6102	
...	.0280		2.38	.0937	3/32"	4.9	.1929		8.0	.3150		15.88	.6250	5/8"
.7	.0276		2.4	.0945	1935	3160		16.0	.6299	
...	.0292	0960	1960		8.1	.3189		16.27	.6406	41/64"
.75	.0295		2.45	.0964		5.0	.1968		8.2	.3228		16.5	.6496	
...	.0310	0980	1990	3230		16.67	.6562	21/32"
.79	.0312	1/32"	2.5	.0984		5.1	.2008		8.25	.3248		17.0	.6693	
.8	.0315	0995	2010		8.3	.3268		17.06	.6719	43/64"
...	.0320	1015		5.16	.2031	13/64"	8.33	.3281	21/64"	17.46	.6875	11/16"
...	.0330		2.6	.1024	2040		8.4	.3307		17.5	.6890	
8.5	.0335	1040		5.2	.2047	3320		17.86	.7031	45/64"
...	.0350		2.7	.1063	2055		8.5	.3346		18.0	.7087	
.9	.0354	1065		5.25	.2067		8.6	.3386		18.26	.7187	23/32"
...	.0360		2.75	.1082		5.3	.2086	3390		18.5	.7283	
...	.0370		2.78	.1094	7/64"2090		8.7	.3425		18.65	.7344	47/64"
.95	.0374	1100		5.4	.2126		8.73	.3437	11/32"	19.0	.7480	
...	.0380		2.8	.1102	2130		8.75	.3445		19.05	.7500	3/4"
...	.0390	1110		5.5	.2165		8.8	.3465		19.45	.7656	49/64"
1.0	.0394	1130		5.56	.2187	7/32"3480		19.5	.7677	
...	.0400		2.9	.1141		5.6	.2205		8.9	.3504		19.84	.7812	25/32"
...	.0410	1160	2210		9.0	.3543		20.0	.7874	
1.05	.0413		3.0	.1181		5.7	.2244	3580		20.24	.7969	51/64"
...	.0420	1200		5.75	.2263		9.1	.3583		20.5	.8071	
...	.0430		3.1	.1220	2280		9.13	.3594	23/64"	20.64	.8125	13/16"
1.1	.0433		3.18	.1250	1/8"	5.8	.2283		9.2	.3622		21.0	.8268	
1.15	.0452		3.2	.1260		5.9	.2323		9.25	.3641		21.03	.8281	53/64"
...	.0465		3.25	.1279	2340		9.3	.3661		21.43	.8437	27/32"
1.19	.0469	3/64"1285		5.95	.2344	15/64"3680		21.5	.8465	
1.2	.0472		3.3	.1299		6.0	.2362		9.4	.3701		21.83	.8594	55/64"
1.25	.0492		3.4	.1338	2380		9.5	.3740		22.0	.8661	
1.3	.0512	1360		6.1	.2401		9.53	.3750	3/8"	22.23	.8750	7/8"
...	.0520		3.5	.1378	2420	3770		22.5	.8858	
1.35	.0531	1405		6.2	.2441		9.6	.3780		22.64	.8906	57/64"
...	.0550		3.57	.1406	9/64"	6.25	.2460		9.7	.3819		23.0	.9055	
.1.4	.0551		3.6	.1417		6.3	.2480		9.75	.3838		23.02	.9062	29/32"
1.45	.0570	1440		6.35	.2500	1/4"	9.8	.3558		23.42	.9219	59/64"
1.5	.0591		3.7	.1457		6.4	.2520	3860		23.5	.9252	
...	.0595	1470		6.5	.2559		9.9	.3898		23.81	.9375	15/16"
1.55	.0610		3.75	.1476	2570		9.92	.3906	25/64"	24.0	.9449	
1.59	.0625	1/16"1495		6.6	.2598		10.0	.3937		24.21	.9531	61/64"
1.6	.0519		3.8	.1496	2610	3970		24.5	.9646	
...	.0635	1520		6.7	.2638	4040		24.61	.9687	31/32"
1.65	.0649		3.9	.1535		6.75	.2656	17/64"	10.32	.4062	13/32"	25.0	.9843	
1.7	.0669	1540		6.75	.2657	4130		25.03	.9844	63/64"
...	.0670		3.97	.1562	5/32"2660		10.5	.4134		25.4	1.000	1"



**Danaher Tool Group
Hunt Valley, MD 21031**

NIDA-SIDA Manufacturer's Code No. 082171

Allen™, Armstrong®, Allendrive®, Torque-Wrap®, Allengrip®, Quick-Flip®, Holo-Krome®, K-D Tools®, Plas-T-Key®, Uni-Strap® and Duracast® are registered trademarks of Danaher Tool Group Division of Danaher Corporation. Jacobs® is a registered trademark of Power Tool Holders, Inc. Torx® is a registered trademark of Camcar Division of Textron, Inc.

This catalog may not be copied in whole or in part without prior authorization.

Welcome to the Allen™ Catalog PDF!

If you haven't already done so, please read the Disclaimer (Mac) or ReadMe (IBM compatible) file contained on this CD. These files contain important legal information regarding your use of this CD.


This PDF file is laid out in identical order to the print version of Allen catalog 89074-69, and navigating the catalog works in the same manner as any typical PDF file.

Due to the large size of this file, it is recommended that you do the following:

1. Copy the catalog file (Allen.pdf) to your computer's hard drive. This will greatly increase the speed of your navigation.
2. Make sure that you are using the most recent version of Adobe® Acrobat® Reader. The most recent version (as of 5/00) can be found on the CD.

Navigation Hints

1. To **find an item by part number**, simply click on the part number in the PRODUCT INDEX. And to **find an item by tool type**, simply click on the item description in the SPEED INDEX or in the TABLE OF CONTENTS
2. When viewing the INDUSTRIAL TOOL SETS section, you can quickly **see a detailed listing of the contents of a specific set** by clicking on the red box which surrounds the basic set description. This will take you to the INDUSTRIAL TOOL SETS CONTENTS section of the catalog.
3. When viewing the INDUSTRIAL TOOL SETS CONTENTS section, you can quickly **see a photo of the corresponding set** by clicking on the set's green name bar.



CLICK HERE TO BEGIN

