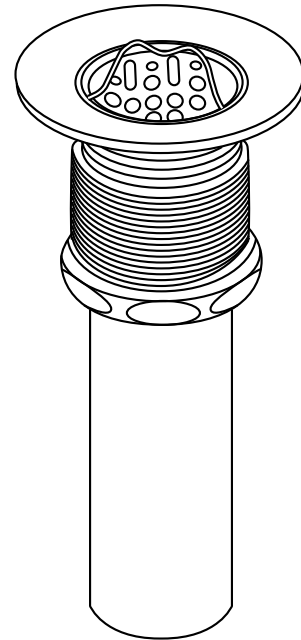


ELKAY® SPECIFICATIONS

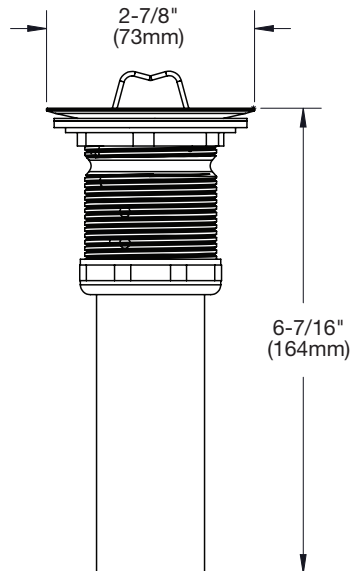
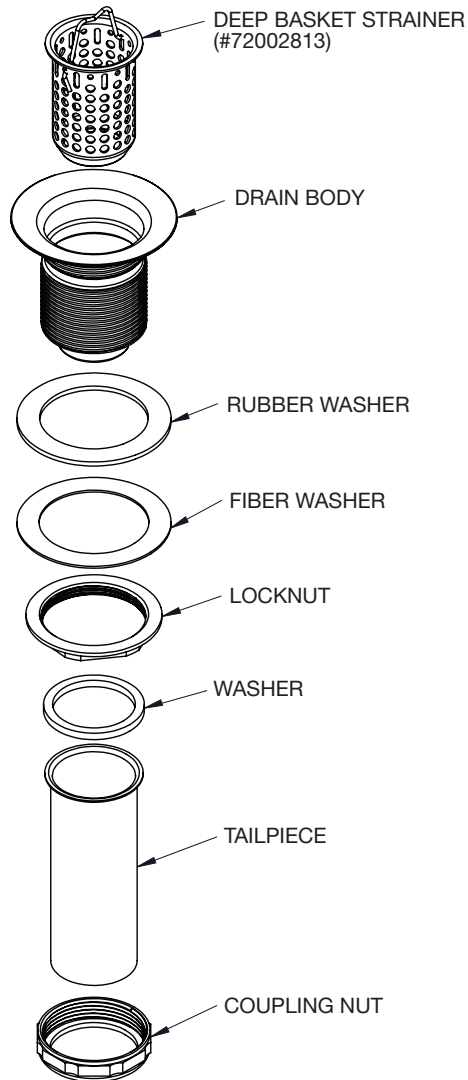
Sink Accessories Drain Fitting Model LK36

GENERAL

- Nickel plated brass body and removable deep basket insert
- Fits 2" (51mm) opening
- Polished finish
- Type 304 stainless steel 1-1/2" (38mm) x 4" (102mm) tailpiece



Model LK36



In keeping with our policy of continuing product improvement, Elkay reserves the right to change product specifications without notice. Please visit elkayusa.com for most current version of Elkay product specification sheets.

This specification describes an Elkay product with design, quality and functional benefits to the user. When making a comparison of other producers' offerings, be certain these features are not overlooked.