






**UNDERGROUND
WATER
SERVICE
FITTINGS**



**A.Y. McDONALD MFG. CO.
WATER SERVICE PRODUCTS**

Underground Water Service Fittings & Couplings

■ Flare



A. Remove the flare nut from the valve or fitting and slip it onto the copper tubing.

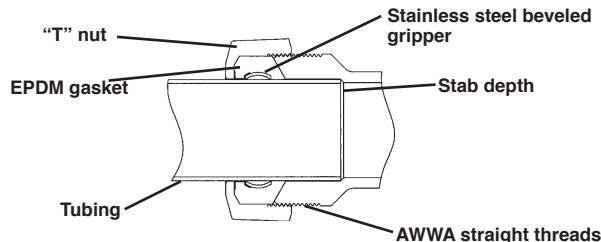

B. Flare the end of the copper tubing making sure the O.D. of the flare extends out to the threads in the flare nut, and is free of nicks and chips..

C. Screw the flare nut with tubing back onto the matching bull nose end of the valve or fitting and securely wrench tighten.

D. The flared portion of the copper tubing acts as a water-tight gasket and also is locked between the nut and coupling giving high pull-out resistance.

■ T, and TA Compression

Copper tube, CTS PE ("T") is stabbed thru nut to stab depth. The "T" nut is tightened to the required torque, which compresses the Buna-N or EPDM gasket and stainless steel beveled gripper, which creates a water-tight seal and pull-out strength.



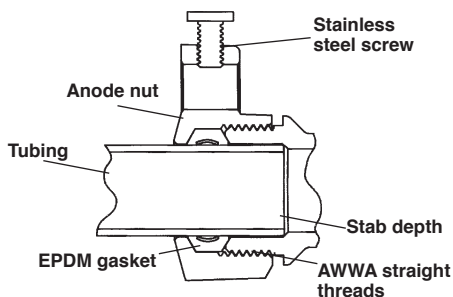
- A. Insert tubing through the "T" compression nut and into the machined socket of the valve or fitting.*
- B. Tighten the "T" compression nut securely onto the valve or fitting, using the information from the recommended torque chart. This will:
1. Provide a water-tight seal by compressing both edges of the EPDM gasket around the tubing and;
 2. Compress the stainless steel beveled gripper providing high pull-out resistance.

NOTE: "T" Compression and Mac-Pak -22 nuts have the same threads and are interchangeable.

Recommended Torque Chart for T Series Compression Nuts

Tighten to the following minimum torques:

3/4"	50 ft-lbs
1"	55 ft-lbs
1 1/4"	65 ft-lbs
1 1/2"	85 ft-lbs
2"	100 ft-lbs




"TA" Anode Compression Assembly

Copper tube is stabbed thru nut to stab depth. The "TA" nut is tightened to the required torque, which compresses the EPDM gasket and stainless steel beveled gripper, which creates a water-tight seal and pull-out strength. A copper wire that leads to a zinc anode is locked into the compression nut via the stainless steel screw.

For the electrical anode nut feature add "A" to the Model No.: 4701T = 4701TA

■ 6130 Compression Coupling Converts Flare End to Compression Assembly



The 6130 Compression Coupling converts any 3/4" or 1" flared joint into a tube size compression joint. For copper 6130CC or CTS polyethylene 6130CE.

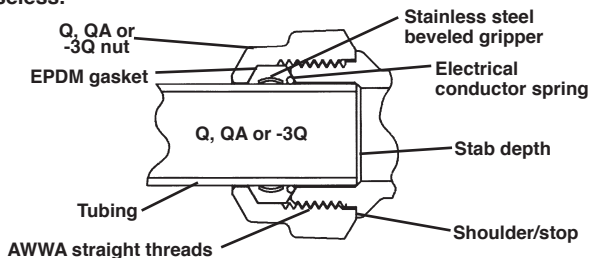
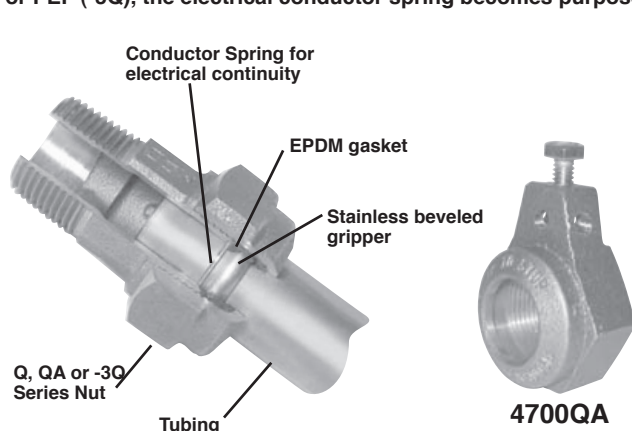
- A. Remove the flare nut from the valve or fitting and replace with the 6130 Coupling.
- B. Squarely cut the end of the copper or polyethylene tubing and insert it into the 6130 Coupling until the tubing bottoms out.*
- C. Tighten the 6130 Coupling onto the valve or fitting fingertight, then wrench tighten 2-3 more complete turns.

DO NOT OVERTIGHTEN.

*Also acceptable for use with 250# PSI polybutylene tubing. **NOTE:** Materials meet or exceed A.W.W.A. Standard C-800. Insert stiffeners are required on all flexible plastic connections. See page 5.

McQuik Compression - Q, QA and -3Q Series

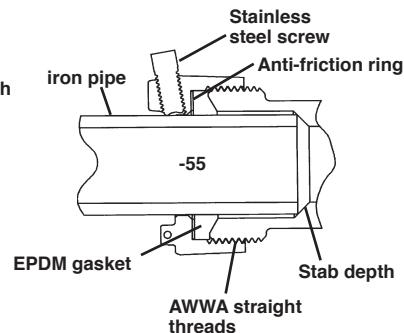
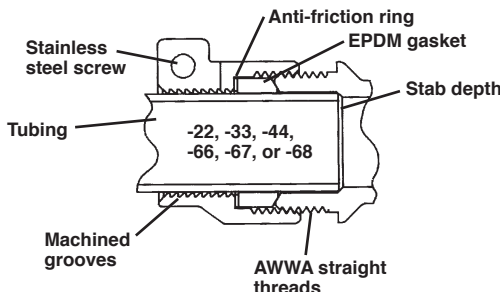

Copper tube CTS PE (Q), QA or PEP (-3Q) is stabbed through the nut to stab depth. The Q, QA or -3Q nut is tightened to the stop/shoulder on the body, which compresses the EPDM gasket and stainless steel beveled gripper, which creates a water-tight seal and pull-out strength. The electrical conductor spring makes positive contact between the copper tubing and the brass nut/fitting. When using with CTS PE (Q) QA or PEP (-3Q), the electrical conductor spring becomes purposeless.



- A.** Stab tube* through the Q, QA or -3Q Series nut and into the socket of the valve or fitting until it bottoms out (three part unions may or may not have an internal stop).
B. Tighten the McQuik Q, QA or -3Q Series nut to the stop. The end face of the nut is to contact the stop face of the body. This will:
1. Provide a water-tight seal by compressing both edges of the EPDM gasket around the tubing and;
 2. Compress the stainless steel beveled gripper providing high pull-out resistance.

Mac-Pak Compression - 22, -33, -44, -55, -66, -67 and -68 Compression

Copper tube or CTS PE ("22"), PEP ("-33"), PVC ("-44"), IP ("-55"), strong lead ("-66"), extra strong lead ("-67") or double extra strong lead ("-68") is stabbed thru nut to stab depth. The nut is tightened to the required torque (see recommended torque chart for Mac-Pak compression), which compresses the EPDM gasket, which creates a water-tight seal. The stainless steel screw is tightened to the required torque (see chart), for pull-out strength. Iron pipe (-55) is stabbed thru nut to stab depth. The nut is tightened to the required torque, which compresses the EPDM gasket, which creates a water-tight seal. The stainless steel screw or screws are tightened to the required torque, for pull-out strength.



- A.** Insert tubing or plastic pipe through the nut into the machined socket in the valve or fitting.*
- B.** Wrench tighten the Mac-Pak nut securely onto the valve or fitting compressing the EPDM seal around the pipe or tubing, creating a water-tight seal.
- C.** Secure the split clamp onto the pipe or tubing by tightening the stainless steel bolt on the side of the clamp. Machined grooves in the split clamp provide additional gripping and electrical continuity.
- D.** Mac-Pak couplings are coded as follows:
 -22 SERIES - Tube size copper or P.E.* -- CTS
 -33 SERIES - Pipe size P.E.* PEP
 -44 SERIES - P.V.C. -- PVC
 -55 SERIES - Steel pipe -- IP

 -66 SERIES - Strong lead pipe -- S
 -67 SERIES - Extra strong lead pipe -- XS
 -68 SERIES - Extra, extra strong lead pipe -- XXS

Recommended Torque Chart for Mac-Pak Compression Nuts

Tighten to the following minimum torques:

"22", "-33", "-44", "-55" Compression

For nut:	1/2" 20 ft-lbs (ft-lbs)	1" 30 ft-lbs	1 1/2" 40 ft-lbs
	3/4" 25 ft-lbs	1 1/4" 35 ft-lbs	2" 45 ft-lbs

For clamp	1/2" ... 70-80 in-lbs	1" 90-100 in-lbs	1 1/2" 160-180 in-lbs
side screw:	3/4" ... 80-90 in-lbs	1 1/4" 120-140 in-lbs	2" 200-220 in-lbs

Lead Mac-Pak Comp. "-66", "-67", "-68" Compression

For nut:	1/2" 25 ft-lbs (ft-lbs)	1" 40 ft-lbs	1 1/2" 50 ft-lbs
	5/8" 30 ft-lbs	1 1/4" 45 ft-lbs	2" 55 ft-lbs
	3/4" 35 ft-lbs		

For clamp	1/2" ... 70-80 in-lbs	1" 90-100 in-lbs	1 1/2" 160-180 in-lbs
side screw:	5/8" ... 75-85 in-lbs	1 1/4" 120-140 in-lbs	2" 160-180 in-lbs
	3/4" ... 80-90 in-lbs		



Any Q Series connection can be changed to a **C903 Connection**. Replace the "Q" in the model number with a "K." 3/4" or 1" only.



*Also acceptable for use with 250# PSI polybutylene tubing. NOTE: Materials meet or exceed A.W.W.A. Standard C-800. Insert stiffeners are **required** on all flexible plastic connections. See page 5.

Types of Pipe/Tubing for use with A.Y. McDonald Fittings (Outside Diameters listed)

NOMINAL SIZE	TYPE K or L COPPER TUBE	POLYETHYLENE ASTM D2737 SDR 9 TUBE SIZE	PEX TUBING ASTM F876 SDR 9 CSA B137.5	POLYBUTYLENE ASTM D2666 SDR 9 TUBE SIZE CLASS 250	POLYBUTYLENE ASTM D2662 SDR 7 or POLYETHYLENE ASTM D2239 SDR 7 PIPE SIZE	PVC ASTM D1785	STEEL PIPE	POLYETHYLENE ASTM D3035 SDR 9 OD CONTROLLED PIPE SIZE	LEAD PIPE		
									STRONG S or A	EXTRA STRONG XS or AA	DOUBLE EXTRA STRONG XXS or AAA
1/2"	.622 .628	A .621 .629	A .621 .629	A .625 .633	B .79 .85	.836 .844	B .836 .844		B .783 .813	.861 .891	.997 1.027
5/8"								1.004 1.034	1.067 1.097	1.122 1.152	—
3/4"	.872 .878	.871 .879	.871 .879	.875 .883	1.045 1.110 (1.089)	1.046 1.054	1.046 1.054	1.046 1.054	1.141 1.171	1.197 1.227	1.321 1.351
1"	1.121 1.129	1.120 1.130	1.120 1.130	1.125 1.135	1.329 1.399 (1.384)	1.310 1.320	1.310 1.320	1.310 1.320	1.413 1.443	1.477 1.507	1.581 1.611
1 1/4"	1.371 1.379	1.370 1.380	1.370 1.380	1.375 1.385	1.754 1.832 (1.804)	1.655 1.665	1.655 1.665	1.655 1.665	1.655 1.685	1.750 1.780	1.874 1.904
1 1/2"	1.621 1.630	1.619 1.631	1.619 1.631	1.625 1.637	2.050 2.141 (2.109)	1.894 1.906	1.894 1.906	1.894 1.906	1.969 1.999	2.061 2.091	2.257 2.287
2"	2.120 2.130	2.119 2.131	2.119 2.131	2.125 2.137	2.637 2.742 (2.709)	2.369 2.381	2.369 2.381	2.369 2.381	2.488 2.518	2.736 2.766	2.993 B 3.023
Type of A.Y. Fitting	-22, Q or T D C	-22*, Q* or T* C	-22*, Q* or T* C	-22*, Q* or T* C	-33* or -3Q* E	-44 D	-55 D	-44*	-66 D	-67 D	-68 D

■ Shaded areas indicate where lead pipe may have to be shaved to fit compression end shown.

A • Need insert not available from A.Y. McDonald Mfg. Co.

B • No fitting from A.Y. McDonald Mfg. Co. available.

C • T and Q not available for 1/2" size.

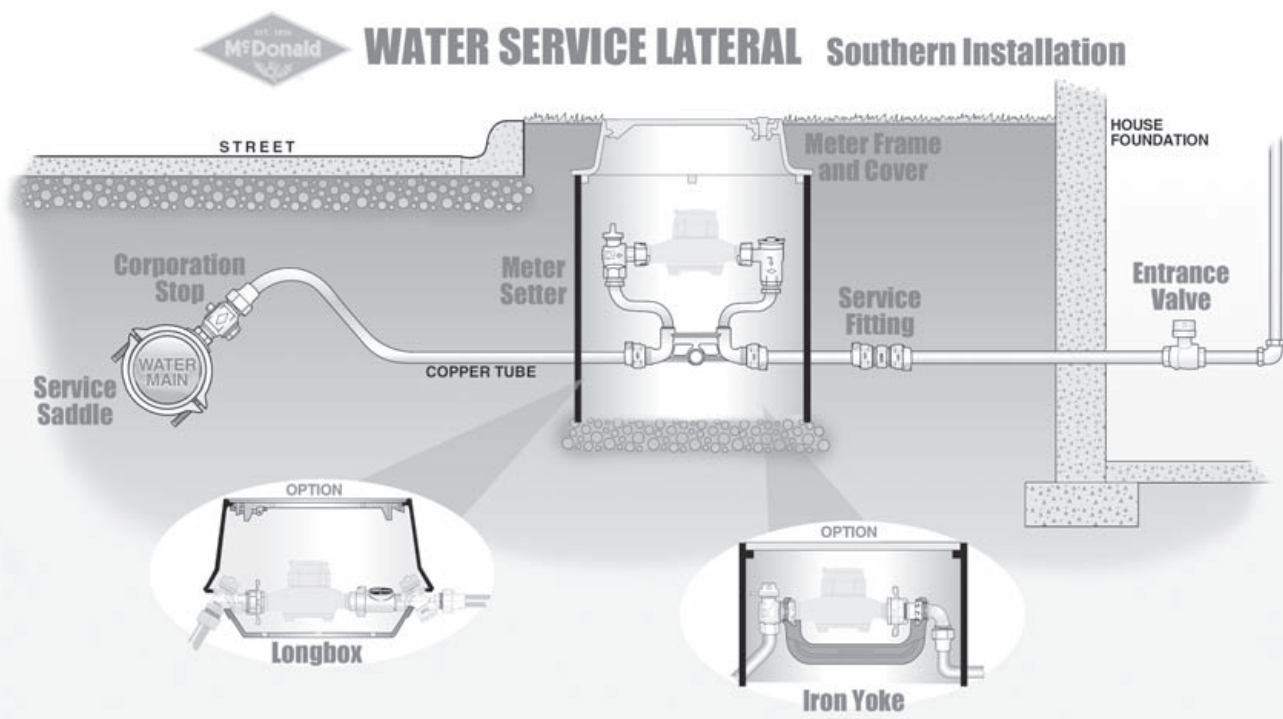
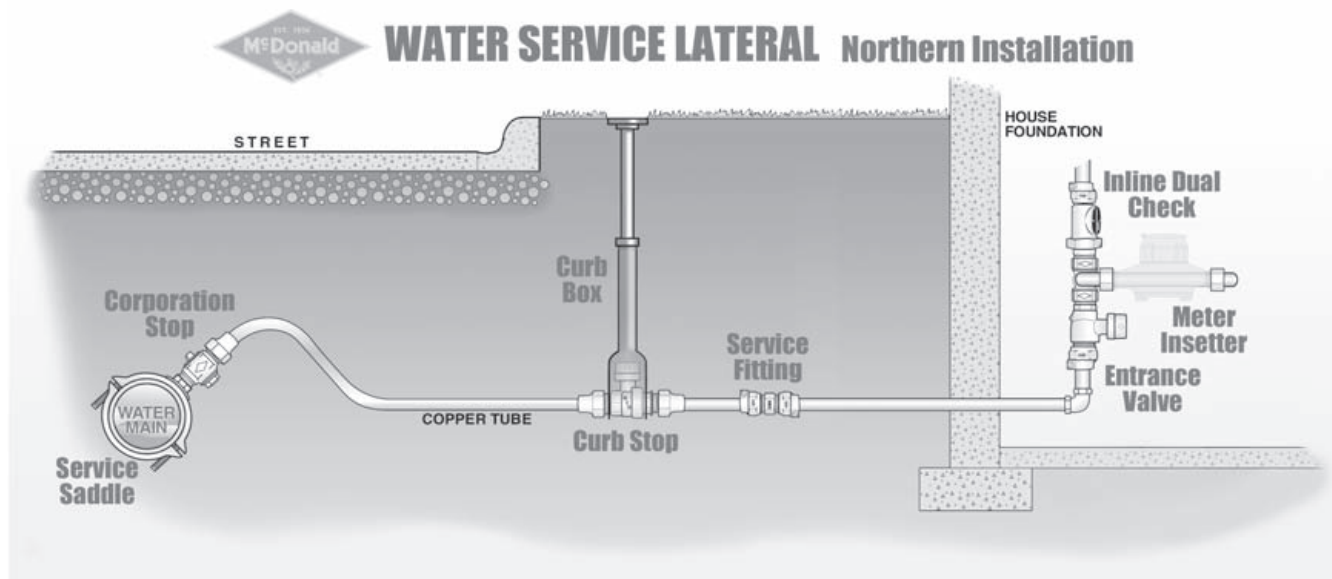
D • -Insert stiffener not required

E • -3Q only available in 3/4" and 1" sizes.

() • Maximum pipe O.D. that will work with A.Y. McDonald fittings.

*Insert Stiffeners required on all flexible plastic connections

Installation Information



Insert Stiffeners - Insert Stiffeners required on all flexible plastic connections

6131T • PLASTIC
For copper tube size polyethylene
ASTM D2737 SDR 9 - CTS



Sizes: 3/4", 1"

6133T • STAINLESS STEEL
For copper tube size polyethylene
ASTM D2737 SDR 9 - CTS



Sizes: 3/4", 1", 1 1/4", 1 1/2", 2"

6136 • STAINLESS STEEL
For ID Controlled PEP
ASTM D2239 SDR 7



Sizes: 3/4", 1", 1 1/4", 1 1/2", 2"

6137 • STAINLESS STEEL
For OD controlled PEP SDR9
ASTM D3035



Sizes: 3/4", 1", 1 1/4", 1 1/2", 2"



•Also acceptable for use with 250 PSI polybutylene tubing. ASTM D2666, SDR 9, CTS.

Underground Water Service Fittings & Couplings

Flare and Compression Nut Assemblies



4700



4700A



4700T*



4700TA*



4700TGA



4700-3Q*



4700-3QGA

Size	Copper Flare Nut Only	Copper Flare Nut with Anode Connection	T CTS Comp. Nut Assembly (Gasket & Gripper)	TA CTS Comp. Anode Nut Assembly (Gasket & Gripper)	Gasket & Gripper Assembly Only T CTS Series	3Q PEP Comp. Nut Assembly (Gasket & Gripper)	Gasket & Gripper Assembly Only 3Q PEP Series
1/2"	●						
3/4"	●	●	●	●	●	●	●
1"	●	●	●	●	●	●	●
1 1/4"	●		●		●		
1 1/2"	●		●		●		
1 1/2" RW			●		●		
2"	●		●		●		
2" RW			●		●		



4700-22*



4700-22GA



4700-33*



4700-33GA



4700-44



4700-44GA

Size	22 CTS Comp. Nut Assembly (Gasket and Anti-Friction Ring)	Gasket and Anti-Friction Ring Only 22 CTS Series	33 PEP Comp. Nut Assembly (Gasket and Anti-Friction Ring)	Gasket and Anti-Friction Ring Only 33 PEP Series	44 PVC Comp. Nut Assembly (Gasket and Anti-Friction Ring)	Gasket and Anti-Friction Ring Only 44 PVC Series
1/2"	●	●				
3/4"	●	●	●	●	●	●
1"	●	●	●	●	●	●
1 1/4"	●	●	●	●	●	●
1 1/4" RW						
1 1/2"	●	●	●	●	●	●
1 1/2" RW	●	●	●	●		
2"	●	●	●	●	●	●
2" RW	●	●				



4700-55



4700-55GA



4700-66GA



4700-67GA



4700-68GA

Size	55 Steel Pipe Comp. Nut Assembly (Gasket and Anti-Friction Ring)	Gasket and Gripper Assembly Only 55 IP Series	Gasket and Gripper Assembly for Strong Lead 66 S Lead Series	Gasket and Gripper Assembly for XStrong Lead 67 XS Lead Series	Gasket and Gripper Assembly for XXStrong Lead 68 XXS Lead Series
1/2"				●	●
5/8"			●	●	●
3/4"	●	●	●	●	●
1"	●	●	●	●	●
1 1/4"				●	
1 1/2"	●	●		●	
2"	●	●		●	



4700Q*



4700QA



4700QGA



4700CSS



4700CSL



4700K



4700KGR

Size	Q CTS Comp. Nut Assembly (Gasket & Gripper)	QA CTS Comp. Anode Nut Assembly (Gasket & Gripper)	Gasket and Gripper Assembly Only Q CTS Series	Clamp Screw-Small For Mac-Pak Nuts	Clamp Screw-Large For Mac-Pak Nuts	K C903 Comp. Nut, Ring, & Seal Assembly	K C903 Grip Ring Only	
1/2"								
5/8"				Fits these sizes				
3/4"	●	●	●			●	●	
1"	●	●	●			●	●	
1 1/4"	●	●	●					
1 1/4" RW					Fits these sizes			
1 1/2"	●	●	●					
1 1/2" RW								
2"	●	●	●					
2" RW								

RW=Reduced Weight *Insert stiffeners are required on all flexible plastic connections. See page 5.

Straight Couplings - One End Male National Pipe Thread



SIZES AVAILABLE

4753*

4753T*

4753Q*

4753-22*

Size	NUT	MNPT	FLARE x MNPT	T CTS Comp x MNPT	Q CTS Comp x MNPT	22 CTS Comp x MNPT
1/2"	1/2"	1/2"	●			●
1/2" x 3/4"	1/2"	3/4"	●			●
3/4"	3/4"	3/4"	●	●	●	●
3/4" x 1/2"	3/4"	1/2"	●	●	●	●
3/4" x 1"	3/4"	1"	●	●	●	●
1"	1"	1"	●	●	●	●
1" x 3/4"	1"	3/4"	●	●	●	●
1 1/4"	1 1/4"	1 1/4"	●	●	●	●
1 1/4" x 3/4"	1 1/4"	3/4"		●	●	●
1 1/4" x 1"	1 1/4"	1"		●	●	●
1 1/4" x 1 1/2"	1 1/4"	1 1/2"		●	●	●
1 1/2"	1 1/2"	1 1/2"	●	●	●	●
1 1/2" x 1"	1 1/2"	1"		●	●	●
1 1/2" x 1 1/4"	1 1/2"	1 1/4"		●	●	●
2"	2"	2"	●	●	●	●
2" x 1 1/2"	2"	1 1/2"		●		●

For C903 tube - Replace "Q" with "K". On "Q" Series options only 3/4" x 1" ONLY
 Anode/Thaw/Tracer nut available for 3/4" & 1" Flare & "T" Series and all sizes of "Q" Series.



SIZES AVAILABLE

4753-3Q*

4753-33*

4753-44

4753-55

Size	NUT	MNPT	3Q PEP Comp x MNPT	33 PEP Comp x MNPT	44 PVC Comp. x MNPT	55 IP Comp. x MNPT
3/4"	3/4"	3/4"	●	●	●	●
3/4" x 1"	3/4"	1"	●	●	●	●
1"	1"	1"	●	●	●	●
1" x 3/4"	1"	3/4"	●	●	●	●
1" x 1 1/2"	1"	1 1/2"	●	●	●	●
1 1/4"	1 1/4"	1 1/4"		●	●	
1 1/4" x 1"	1 1/4"	1"		●	●	
1 1/4" x 1 1/2"	1 1/4"	1 1/2"		●	●	
1 1/2"	1 1/2"	1 1/2"		●	●	●
1 1/2" x 1"	1 1/2"	1"			●	
1 1/2" x 1 1/4"	1 1/2"	1 1/4"			●	
2"	2"	2"		●	●	●
2" x 1"	2"	1"		●	●	●

Shown here is our basic line of service fittings. Other combinations not shown in this catalog may be available. Contact us for more information

*Insert stiffeners are **required** on all flexible plastic connections. See page 5.

♦See pages 18 & 19 for Flare conversion adapters

Underground Water Service Fittings & Couplings

■ Straight Couplings - One End Female National Pipe Thread



SIZES AVAILABLE

4754*

4754T*

4754Q*

4754-22*

Size	NUT	FNPT	FLARE x FNPT	T CTS Comp x FNPT	Q CTS Comp x FNPT	22 CTS Comp x FNPT
1/2"	1/2"	1/2"	●			●
3/4"	3/4"	3/4"	●	●	●	●
3/4" x 1/2"	3/4"	1/2"	●	●		●
3/4" x 1"	3/4"	1"	●	●	●	●
1"	1"	1"	●	●	●	●
1" x 3/4"	1"	3/4"	●	●	●	●
1 x 1 1/4"	1"	1 1/4"	●	●	●	●
1 1/4"	1 1/4"	1 1/4"	●	●	●	●
1 1/4" x 3/4"	1 1/4"	3/4"		●	●	●
1 1/4" x 1"	1 1/4"	1"		●	●	●
1 1/2"	1 1/2"	1 1/2"	●	●	●	●
1 1/2" x 1"	1 1/2"	1"		●	●	●
1 1/2" x 1 1/4"	1 1/2"	1 1/4"		●	●	●
2"	2"	2"	●	●	●	●
2" x 1 1/2"	2"	1 1/2"		●		●

For C903 tube - Replace "Q" with "K". On "Q" Series options only 3/4" x 1" ONLY



SIZES AVAILABLE

4754-3Q*

4754-33*

4754-44

4754-55

Size	NUT	FNPT	3Q PEP Comp x FNPT	33 PEP Comp. x FNPT	44 PVC Comp. x FNPT	55 IP Comp. x FNPT
1/2" x 1"	1/2"	1"			●	
3/4"	3/4"	3/4"	●	●	●	●
3/4" x 1/2"	3/4"	1/2"				
3/4" x 1"	3/4"	1"	●	●	●	●
1"	1"	1"	●	●	●	●
1" x 3/4"	1"	3/4"	●	●	●	●
1" x 1 1/4"	1"	1 1/4"		●	●	●
1 1/4"	1 1/4"	1 1/4"		●		
1 1/4" x 1 1/2"	1 1/4"	1 1/2"		●	●	
1 1/2"	1 1/2"	1 1/2"		●	●	●
1 1/2" x 3/4"	1 1/2"	3/4"			●	
1 1/2" x 1 1/4"	1 1/2"	1 1/4"			●	●
2"	2"	2"		●	●	●
2" x 3/4"	2"	3/4"		●	●	
2" x 1	2"	1		●	●	

Shown here is our basic line of service fittings. Other combinations not shown in this catalog may be available. Contact us for more information

*Insert stiffeners are **required** on all flexible plastic connections. See page 5.

*See pages 18 & 19 for Flare conversion adapters

Straight Couplings



SIZES AVAILABLE

Size	NUT	NUT	FLARE x FLARE	T CTS Comp x T CTS Comp	Q CTS Comp x Q CTS Comp	22 CTS Comp x 22 CTS Comp
1/2"	1/2"	1/2"	●			●
1/2" x 3/4"	1/2"	3/4"	●			●
3/4"	3/4"	3/4"	●	●	●	●
3/4" x 1"	3/4"	1"	●	●	●	●
3/4" x 1 1/4"	3/4"	1 1/4"		●	●	●
1"	1"	1"	●	●	●	●
1" x 1 1/4"	1"	1 1/4"		●	●	●
1" x 1 1/2"	1"	1 1/2"		●	●	●
1 1/4"	1 1/4"	1 1/4"	●	●	●	●
1 1/2"	1 1/2"	1 1/2"	●	●	●	●
1 1/2" x 2"	1 1/2"	2"		●		●
2"	2"	2"	●	●	●	●
2 1/2"	2 1/2"	2 1/2"				●

For C903 tube - Replace "Q" with "K". On "Q" Series options only 3/4" x 1" ONLY
Anode/Thaw/Tracer nut available for 3/4" & 1" Flare & "T" Series and all sizes of "Q" Series.



SIZES AVAILABLE

Size	NUT	NUT	3Q PEP Comp x 3Q PEP Comp	33 PEP Comp. x 33 PEP Comp.	44 Comp. PVC x 44 Comp. PVC	55 IP Comp. x 55 IP Comp.
1/2"	1/2"	1/2"			●	
3/4"	3/4"	3/4"	●	●	●	●
3/4" x 1"	3/4"	1"	●	●	●	●
3/4" x 2"	3/4"	2"		●	●	●
1"	1"	1"	●	●	●	●
1 1/4"	1 1/4"	1 1/4"		●	●	
1 1/2"	1 1/2"	1 1/2"		●	●	●
2"	2"	2"		●	●	●



SIZES AVAILABLE

Size	NUT	NUT	FLARE x T CTS Comp	FLARE x Q CTS Comp	FLARE x 22 CTS Comp.	FLARE x 3Q PEP Comp
3/4"	3/4"	3/4"	●	●	●	
1"	1"	1"	●	●	●	
1" x 3/4"	1"	3/4"				●



SIZES AVAILABLE

Size	NUT	NUT	FLARE x 33 PEP Comp	FLARE x 44 PVC Comp.	FLARE x IP Comp
3/4"	3/4"	3/4"	●	●	●
1"	1"	1"	●	●	●
1" x 3/4"	1"	3/4"	●	●	●
1" x 2"	1"	2"	●	●	●

Shown here is our basic line of service fittings. Other combinations not shown in this catalog may be available. Contact us for more information

*Insert stiffeners are **required** on all flexible plastic connections. See page 5.
♦See pages 18 & 19 for Flare conversion adapters

■ Straight Couplings



SIZES AVAILABLE

4758T*-22*

4758Q*-22*

4758T*-33*

Size	NUT	NUT	T CTS Comp x 22 CTS Comp	Q CTS Comp x 22 CTS Comp	T CTS Comp x 33 PEP Comp
3/4"	3/4"	3/4"			●
3/4" x 1/2"	3/4"	1/2"	●	●	
1"	1"	1"	●		●
1" x 3/4"	1"	3/4"			●
1" x 2"	1"	2"			●
2"	2"	2"	●		●
2" x 1 1/2"	2"	1 1/2"	●		



SIZES AVAILABLE

4758Q*-33*

4758-22*-33*

4758Q*-3Q*

4758T*-44

Size	NUT	NUT	Q CTS Comp x 33 PEP Comp	22 CTS Comp x 33 PEP Comp	Q CTS Comp x 3Q PEP Comp	T CTS Comp x 44 PVC Comp
3/4"	3/4"	3/4"	●	●	●	●
3/4" x 1"	3/4"	1"		●	●	●
1"	1"	1"	●	●	●	●
1" x 3/4"	1"	3/4"		●	●	●
1" x 1 1/4"	1"	1 1/4"		●		
1" x 2"	1"	2"	●	●		●
1 1/2"	1 1/2"	1 1/2"		●		●
1 1/2" x 1 1/4"	1 1/2"	1 1/4"		●		
2"	2"	2"	●	●		●



SIZES AVAILABLE

4758Q*-44

4758-22*-44

4758T*-55

4758Q*-55

Size	NUT	NUT	Q CTS Comp x 44 PVC Comp	22 CTS Comp x 44 PVC Comp	T CTS Comp x 55 IP Comp	Q CTS Comp x 55 IP Comp
1/2"	1/2"	1/2"		●		
3/4"	3/4"	3/4"	●	●	●	●
3/4" x 1"	3/4"	1"	●	●	●	●
1"	1"	1"	●	●	●	●
1" x 3/4"	1"	3/4"		●	●	●
1" x 1 1/4"	1"	1 1/4"		●		
1" x 2"	1"	2"	●	●	●	●
1 1/2"	1 1/2"	1 1/2"		●	●	
2"	2"	2"	●	●	●	●

Shown here is our basic line of service fittings. Other combinations not shown in this catalog may be available. Contact us for more information

*Insert stiffeners are **required** on all flexible plastic connections. See page 5.

♦See pages 18 & 19 for Flare conversion adapters

■ Straight Couplings



SIZES

AVAILABLE

4758-22*-55 4758-33*-44 4758-33*-55 4758-44-55

Size	NUT	NUT	22 CTS Comp x 55 IP Comp	33 PEP Comp x 44 PVC Comp	33 PEP Comp x 55 IP Comp	44 PVC Comp x 55 IP Comp
3/4"	3/4"	3/4"	●	●	●	●
3/4" x 1"	3/4"	1"	●	●	●	●
3/4" x 2"	3/4"	2"	●	●	●	●
1"	1"	1"	●	●	●	●
1" x 3/4"	1"	3/4"	●	●	●	●
1" x 2"	1"	2"	●			
1 1/2"	1 1/2"	1 1/2"	●			
2"	2"	2"	●			

For C903 tube - Replace "Q" with "K". On "Q" Series options only 3/4" x 1" ONLY
 Anode/Thaw/Tracer nut available for 3/4" & 1" Flare & "T" Series and all sizes of "Q" Series.

Di-Electric Unions



SIZES

AVAILABLE

4755DB* 4755DBT* 4755DB-22* 4755DBQ*

Size	NUT	FFLR	FLARE x FFLR	T CTS Comp x FFLR	22 CTS Comp x FFLR	Q CTS Comp x FFLR
3/4"	3/4"	3/4"	●	●	●	●
1"	1"	1"	●	●	●	●
1 1/2"	1 1/2"	2"	●	●	●	
2"	2"	2"	●	●	●	



4758DB-22* 4758DBQ* 4758DB-22*-55

Size	NUT	FNPT	22 CTS Comp x 22 CTS Comp	Q CTS Comp x Q CTS Comp	22 CTS Comp x 55 IP Comp
3/4"	3/4"	3/4"	●	●	
1"	1"	1"	●	●	●
1" x 3/4"	1"	3/4"			●
1 1/2"	1 1/2"	2"	●	●	
2"	2"	2"	●	●	

3-Part Unions with Internal Pipe Stop



SIZES AVAILABLE

4759T* 4759Q* 4759-22*

Size	NUT	NUT	T CTS Comp x T CTS Comp	Q CTS Comp x Q CTS Comp	22 CTS Comp x 22 CTS Comp
1/2"	1/2"	1/2"			●
3/4"	3/4"	3/4"	●	●	●
1"	1"	1"	●	●	●
1 1/2"	1 1/2"	1 1/2"	●	●	●
2"	2"	2"	●	●	●



SIZES AVAILABLE

4759-3Q* 4759-33* 4759-44 4759-55

Size	NUT	NUT	3Q PEP Comp x 3Q PEP Comp	33 PEP Comp x 33 PEP Comp	44 PVC Comp x 44 PVC Comp	55 IP Comp x 55 IP Comp
3/4"	3/4"	3/4"	●	●	●	●

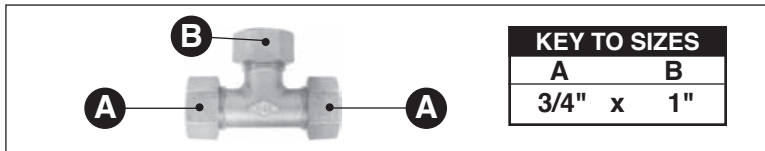
Shown here is our basic line of service fittings. Other combinations not shown in this catalog may be available. Contact us for more information

*Insert stiffeners are **required** on all flexible plastic connections. See page 5.

*See pages 18 & 19 for Flare conversion adapters

Underground Water Service Fittings & Couplings

Tees




SIZES

AVAILABLE

Size	BOTH ENDS RUN	SIDE OUTLET	FLARE x FLARE x FLARE	T CTS Comp x T CTS Comp x T CTS Comp	Q CTS Comp x Q CTS Comp x Q CTS Comp	22 CTS Comp x 22 CTS Comp x 22 CTS Comp	3Q PEP Comp x 3Q PEP Comp x 3Q PEP Comp
1/2"	1/2"	1/2"	●				
3/4"	3/4"	3/4"	●	●	●	●	●
3/4" x 1"	3/4"	1"	●	●	●	●	
1"	1"	1"	●	●	●	●	●
1" x 3/4"	1"	3/4"	●	●	●	●	
1" x 1 1/4"	1"	1 1/4"	●	●	●	●	
1" x 1 1/2"	1"	1 1/2"		●	●	●	
1 1/4"	1 1/4"	1 1/4"		●	●	●	
1 1/2"	1 1/2"	1 1/2"	●	●	●	●	
2"	2"	2"	●	●	●	●	

For C903 tube - Replace "Q" with "K". On "Q" Series options only 3/4" x 1" ONLY



SIZES

AVAILABLE

Size	BOTH ENDS RUN	SIDE OUTLET	33 PEP Comp x 33 PEP Comp x 33 PEP Comp	44 PVC Comp x 44 PVC Comp x 44 PVC Comp	MNPT x MNPT x MNPT	55 IP Comp x 55 IP Comp x 55 IP Comp	FNPT x FNPT x FNPT
3/4"	3/4"	3/4"	●	●	●	●	●
3/4" x 1" x 9"	3/4"	1"			● 9" end to end		
1"	1"	1"	●	●	●	●	●
1" x 3/4"	1"	3/4"					
1" x 1 1/4"	1"	1 1/4"					
1" x 1 1/2"	1"	1 1/2"					
1 1/4"	1 1/4"	1 1/4"					●
1 1/2"	1 1/2"	1 1/2"	●	●	●		●
2"	2"	2"	●	●	●		●



SIZES

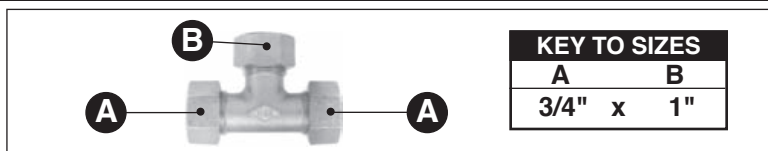
AVAILABLE

Size	BOTH ENDS RUN	SIDE OUTLET	FLARE x FLARE x FLARE Assembly Pressure Tested	22 CTS Comp x 22 CTS Comp x 33 PEP Comp	22 CTS Comp x 22 CTS Comp x 44 PVC Comp	22 CTS Comp x 22 CTS Comp x 55 IP Comp
1"	1"	1"		●	●	●
2" x 1"	2"	1"	●			

*Insert stiffeners are **required** on all flexible plastic connections. See page 5.

*See pages 18 & 19 for Flare conversion adapters

Tees



SIZES AVAILABLE

Size	BOTH ENDS RUN	SIDE OUTLET	FLARE x FLARE x MNPT	T CTS Comp x T CTS Comp x MNPT	Q CTS Comp x Q CTS Comp x MNPT	22 CTS Comp x 22 CTS Comp x MNPT
3/4"	3/4"	3/4"	●	●	●	●
3/4" x 1"	3/4"	1"	●	●	●	●
1"	1"	1"	●	●	●	●



SIZES AVAILABLE

Size	BOTH ENDS RUN	SIDE OUTLET	MNPT x MNPT x FLARE	MNPT x MNPT x T CTS Comp	MNPT x MNPT x Q CTS Comp	MNPT x MNPT x 22 CTS Comp
3/4"	3/4"	3/4"	●			
3/4" x 1"	3/4"	1"	●	●	●	●
3/4" x 1" x 9"	3/4"	1"	● 9" end to end	● 9" end to end	● 9" end to end	● 9" end to end
1"	1"	1"	●	●	●	●
1" x 1 1/4"	1"	1 1/4"	●	●	●	●
1" x 1 1/2"	1"	1 1/2"		●	●	●

For C903 tube - Replace "Q" with "K". On "Q" Series options only 3/4" x 1" ONLY



SIZES AVAILABLE

Size	BOTH ENDS RUN	SIDE OUTLET	T CTS Comp x T CTS Comp x FNPT	Q CTS Comp x Q CTS Comp x FNPT	22 CTS Comp x 22 CTS Comp x FNPT
3/4"	3/4"	3/4"	●	●	●
3/4" x 1"	3/4"	1"	●	●	●
1"	1"	1"	●	●	●
1 1/2" x 3/4"	1 1/2"	3/4"	●	●	●
1 1/2" x 1"	1 1/2"	1"	●	●	●
2" x 3/4"	2"	3/4"	●	●	●
2" x 1"	2"	1"	●	●	●

Shown here is our basic line of service fittings. Other combinations not shown in this catalog may be available. Contact us for more information

*Insert stiffeners are **required** on all flexible plastic connections. See page 5.

♦See pages 18 & 19 for Flare conversion adapters

Underground Water Service Fittings & Couplings

■ Elbows • 1/4 Bend



SIZES AVAILABLE			4779M*	4779MT*	4779MQ*	4779M-22*
Size	NUT	MNPT	FLARE x MNPT	T CTS Comp x MNPT	Q CTS Comp x MNPT	22 CTS Comp x MNPT
3/4"	3/4"	3/4"	●	●	●	●
1"	1"	1"	●	●	●	●
1" x 3/4"	1"	3/4"	●	●	●	●
1 1/4" x 1"	1 1/4"	1"		●	●	●
1 1/2"	1 1/2"	1 1/2"	●	●	●	●
2"	2"	2"	●	●	●	●

For C903 tube - Replace "Q" with "K". On "Q" Series options only 3/4" x 1" ONLY



SIZES AVAILABLE			4779M-3Q*	4779M-33*	4779M-44	4779M-55
Size	NUT	MNPT	3Q PEP Comp x MNPT	33 PEP Comp x MNPT	44 PVC Comp x MNPT	55 IP Comp x MNPT
3/4"	3/4"	3/4"	●	●	●	●
1"	1"	1"	●	●	●	●
1 1/2"	1 1/2"	1 1/2"			●	●
2"	2"	2"		●	●	●

■ Elbows • 1/8 Bend



SIZES AVAILABLE			4747*	4747T*	4747-22*
Size	NUT	FNPT	FLARE x FNPT	T CTS Comp x FNPT	22 CTS Comp x FNPT
3/4"	3/4"	3/4"	●		
3/4" x 1"	3/4"	1"	●		
1"	1"	1"	●	●	●
1" x 1 1/4"	1"	1 1/4"	●		

Shown here is our basic line of service fittings. Other combinations not shown in this catalog may be available. Contact us for more information

*Insert stiffeners are **required** on all flexible plastic connections. See page 5.
 ♦See pages 18 & 19 for Flare conversion adapters

■ Elbows • 1/4 Bend



4779*



4779T*



4779Q*

SIZES AVAILABLE

Size	NUT	FNPT	FLARE x FNPT	T CTS Comp x FNPT	Q CTS Comp x FNPT
3/4"	3/4"	3/4"	●	●	●
3/4" x 1"	3/4"	1"	●	●	●
3/4" x 1 1/4"	3/4"	1 1/4"	●	●	●
1"	1"	1"	●	●	●
1" x 1 1/4"	1"	1 1/4"	●	●	●
1 1/2"	1 1/2"	1 1/2"	●	●	●
2"	2"	2"	●	●	●

For C903 tube - Replace "Q" with "K". On "Q" Series options only 3/4" x 1" ONLY



4779-22*



4779-44



4779-55

SIZES AVAILABLE

Size	NUT	FNPT	22 CTS Comp x FNPT	44 PVC Comp x FNPT	55 IP Comp x FNPT
3/4"	3/4"	3/4"	●		
3/4" x 1"	3/4"	1"	●		
3/4" x 1 1/4"	3/4"	1 1/4"	●		
1"	1"	1"	●		
1" x 1 1/4"	1"	1 1/4"	●		
1 1/2"	1 1/2"	1 1/2"	●	●	
2"	2"	2"	●	●	●



4761*



4761T*



4761Q*



4761-22*

SIZES AVAILABLE

Size	NUT	NUT	FLARE x FLARE	T CTS Comp x T CTS Comp	Q CTS Comp x Q CTS Comp	22 CTS Comp x 22 CTS Comp
3/4"	3/4"	3/4"	●	●	●	●
1"	1"	1"	●	●	●	●
1 1/4"	1 1/4"	1 1/4"		●	●	●
1 1/2"	1 1/2"	1 1/2"	●	●	●	●
2"	2"	2"	●	●	●	●



4761-3Q*



4761-33*



4761-44



4761-55



4761-44-55

SIZES AVAILABLE

Size	NUT	NUT	3Q PEP Comp x 3Q PEP Comp	33 PEP Comp x 33 PEP Comp	44 PVC Comp x 44 PVC Comp	55 IP Comp x 55 IP Comp	44 PVC Comp x 55 IP Comp
3/4"	3/4"	3/4"	●	●	●	●	
1"	1"	1"	●	●	●	●	
1 1/4"	1 1/4"	1 1/4"			●		
1 1/2"	1 1/2"	1 1/2"		●	●	●	
2"	2"	2"		●	●	●	●

*Insert stiffeners are **required** on all flexible plastic connections. See page 5.

♦See pages 18 & 19 for Flare conversion adapters

Mac-Pak Lead Compression



SIZES AVAILABLE

4753-66

4753-67

4753-68

Size	NUT	MNPT	66 Strong Lead Comp. x MNPT	67 X Strong Lead Comp. x MNPT	68 XX Strong Lead Comp. x MNPT
1/2" x 3/4"	1/2"	3/4"		●	●
5/8" x 3/4"	5/8"	3/4"	●	●	●
3/4"	3/4"	3/4"	●	●	●
1"	1"	1"	●	●	●
1 1/4"	1 1/4"	1 1/4"		●	
1 1/4" x 1"	1 1/4"	1"		●	
1 1/2"	1 1/2"	1 1/2"		●	
2"	2"	2"		●	



SIZES AVAILABLE

4754-66

4754-67

4754-68

Size	NUT	FNPT	66 Strong Lead Comp. x FNPT	67 X Strong Lead Comp. x FNPT	68 XX Strong Lead Comp. x FNPT
1/2" x 3/4"	1/2"	3/4"			●
5/8" x 3/4"	5/8"	3/4"	●	●	●
5/8" x 1"	5/8"	1"		●	
3/4"	3/4"	3/4"	●	●	●



SIZES AVAILABLE

4758-66

4758-67

4758-68

Size	NUT	NUT	66 Strong Lead Comp. x 66 Strong Lead Comp.	67 X Strong Lead Comp. x 67 X Strong Lead Comp.	68 XX Strong Lead Comp. x 68 XX Strong Lead Comp.
1/2"	1/2"	1/2"		●	
5/8"	5/8"	5/8"		●	●
3/4"	3/4"	3/4"	●	●	●
1"	1"	1"	●	●	
1 1/4"	1 1/4"	1 1/4"		●	



SIZES AVAILABLE

4758C-66

4758C-67

4758C-68

Size	NUT	NUT	FLARE x 66 Strong Lead Comp.	FLARE x 67 X Strong Lead Comp.	FLARE x 68 XX Strong Lead Comp.
3/4"	3/4"	3/4"	●	●	●
3/4" x 1/2"	3/4"	1/2"		●	●
3/4" x 5/8"	3/4"	5/8"	●	●	●
1"	1"	1"	●	●	●
1" x 1/2"	1"	1/2"		●	●
1" x 5/8"	1"	5/8"	●	●	●
1" x 3/4"	1"	3/4"	●	●	●

♦See pages 18 & 19 for Flare conversion adapters

Mac-Pak Lead Compression



SIZES AVAILABLE **4758-22*-66** **4758-22*-67** **4758-22*-68**

Size	NUT	NUT	22 CTS Comp. x 66 Strong Lead Comp.	22 CTS Comp. x 67 X Strong Lead Comp.	22 CTS Comp. x 68 XX Strong Lead Comp.
3/4"	3/4"	3/4"	●	●	●
3/4" x 1/2"	3/4"	1/2"		●	●
3/4" x 5/8"	3/4"	5/8"	●	●	●
3/4" x 1"	3/4"	1"		●	●
1"	1"	1"	●	●	●
1" x 5/8"	1"	5/8"		●	●
1" x 3/4"	1"	3/4"	●	●	●
1" x 1 1/4"	1"	1 1/4"		●	
1 1/2"	1 1/2"	1 1/2"		●	
1 1/2" x 1 1/4"	1 1/2"	1 1/4"		●	
2"	2"	2"		●	



SIZES AVAILABLE **4758-33*-66** **4758-33*-67** **4758-33*-68**

Size	NUT	NUT	33 PEP Comp x 66 X Strong Lead Comp.	33 PEP Comp x 67 X Strong Lead Comp.	T CTS Comp. x 68 XX Strong Lead Comp.
3/4"	3/4"	3/4"	●		
3/4" x 1/2"	3/4"	1/2"		●	●
3/4" x 5/8"	3/4"	5/8"	●	●	●
1" x 3/4"	1"	3/4"			●
1 1/2"	1 1/2"	1 1/2"		●	



SIZES AVAILABLE **4758T*-67** **4758T*-68**

Size	NUT	NUT	T CTS Comp. x 67 X Strong Lead Comp.	T CTS Comp. x 68 XX Strong Lead Comp.
3/4"	3/4"	3/4"	●	
3/4" x 1/2"	3/4"	1/2"		●
3/4" x 5/8"	3/4"	5/8"	●	●



SIZES AVAILABLE **3202** **3205*** **3207**

Size	LEAD	END	X Strong Lead Flange x FNPT	X Strong Lead Flange x FLARE	X Strong Lead Flange x MNPT
1/2"	1/2"	1/2"	●		
5/8"	5/8"	5/8"	●	●	
3/4"	3/4"	3/4"	●	●	●
1"	1"	1"	●	●	



SIZES AVAILABLE **4742LF*** **4742LFT*** **4742LF-22*** **4742LFG**

Size	LEAD	END	X Strong Lead Corp Flange x FLARE	X Strong Lead Corp Flange x T CTS Comp	X Strong Lead Corp Flange x 22 CTS Comp	Gasket For 4742LF
5/8"	5/8"	5/8"				●
5/8" x 3/4"	5/8"	3/4"	●			●
3/4"	3/4"	3/4"	●			●
1"	1"	1"	●	●	●	●

*See pages 18 & 19 for Flare conversion adapters.

*Insert stiffeners are **required** on all flexible plastic connections. See page 5.

Underground Water Service Fittings & Couplings

Couplings for Use with Copper Flare Outlets

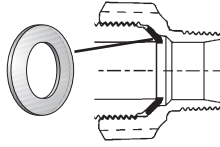
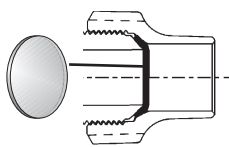
NOTE: 4755G Copper Gasket included with all 4755 connections.



SIZES AVAILABLE

Size	NUT	FFLR	FLARE x FFLR	T CTS Comp x FFLR	Q CTS Comp x FFLR	22 CTS Comp x FFLR
1/2" x 3/4"	1/2"	3/4"	●			●
3/4"	3/4"	3/4"		●	●	●
3/4" x 1/2"	3/4"	1/2"	●	●	●	●
3/4" x 1"	3/4"	1"	●	●	●	●
1"	1"	1"		●	●	●
1" x 3/4"	1"	3/4"	●	●	●	●
1 x 1 1/4"	1"	1 1/4"	●	●		●
1 x 1 1/2"	1"	1 1/2"	●	●		●
1 x 2"	1"	2"	●	●		●
1 1/4" x 1"	1 1/4"	1"	●	●	●	●
1 1/4" x 1 1/2"	1 1/4"	1 1/2"	●	●		●
1 1/4" x 2"	1 1/4"	2"	●	●	●	●
1 1/2"	1 1/2"	1 1/2"		●	●	●
1 1/2" x 2"	1 1/2"	2"	●	●	●	●
2"	2"	2"		●	●	●

For C903 tube - Replace "Q" with "K". On "Q" Series options only 3/4" x 1" ONLY



SIZES AVAILABLE

6125

4755G

6130CC
Female Copper Flare to CTS
Compression Coupling

6130CE
Female Copper Flare to CTS
Compression Coupling
Includes Stiffener

Size	FFLR	END	SOLID COPPER DISC	COPPER GASKET for 4755 Connections	FFLR x Copper Tube Comp	FFLR x CTS PE Comp Includes Stiffener
1/2"	1/2"	1/2"		●		
3/4"	3/4"	3/4"	●	●	●	●
1"	1"	1"	●	●	●	●
1 1/4"				●		
1 1/2"				●		
2"				●		



SIZES AVAILABLE

4755-3Q*

4755-33*

4755-44

4755-55

4755F

4755M

Size	NUT	FFLR	3Q PEP Comp x FFLR	33 PEP Comp x FFLR	44 PVC Comp x FFLR	55 IP Comp x FFLR	FNPT x FFLR	MNPT x FFLR
1/2"	1/2"	1/2"					●	
3/4"	3/4"	3/4"	●	●	●	●	●	●
3/4" x 1/2"	3/4"	1/2"					●	
1"	1"	1"	●	●	●	●	●	●
1" x 3/4"	1"	3/4"					●	
1 x 1 1/4"	1"	1 1/4"					●	
1 x 1 1/2"	1"	1 1/2"					●	
1 x 2"	1"	2"			●		●	
1 1/4" x 1"	1 1/4"	1"					●	
1 1/4" x 1 1/2"	1 1/4"	1 1/2"					●	
1 1/4" x 2"	1 1/4"	2"					●	
1 1/2"	1 1/2"	1 1/2"					●	●
1 1/2" x 2"	1 1/2"	2"					●	●
2"	2"	2"					●	●
2" x 1 1/2"	2"	1 1/2"					●	

*Insert stiffeners are **required** on all flexible plastic connections. See page 5.

♦See pages 18 & 19 for Flare conversion adapters

Couplings for Use with Copper Flare Outlets

NOTE: 4755G Copper Gasket included with all connections on this page.



SIZES AVAILABLE

Size	FFLR	NUT	4750 [♦] FIXED FFLR x FLARE	4750T [*] FIXED FFLR x T CTS Comp	4750-22 [*] FIXED FFLR x 22 CTS Comp
3/4"	3/4"	3/4"	●	●	●
1"	1"	1"	●	●	●



SIZES AVAILABLE

Size	SWIVEL FFLR	NUT	4750S [♦] Swivel FFLR x FLARE	4750SQ [*] Swivel FFLR x Q CTS Comp	4750ST [*] Swivel FFLR x T CTS Comp	4750S-22 [*] Swivel FFLR x 22 CTS Comp	4750S-44 Swivel FFLR x 44 PVC Comp
3/4"	3/4"	3/4"	●	●	●	●	
1"	1"	1"	●	●	●	●	
1 1/2"	1 1/2"	1 1/2"	●	●	●	●	●
2"	2"	2"	●	●	●	●	●

For C903 tube - Replace "Q" with "K". On "Q" Series options only 3/4" x 1" ONLY
Anode/Thaw/Tracer nut available for 3/4" & 1" Flare & "T" Series and all sizes of "Q" Series.



SIZES AVAILABLE

Size	FFLR	NUT	4776 [♦] Fixed FFLR x FLARE	4776T [*] Fixed FFLR x T CTS Comp	4776Q [*] Fixed FFLR x Q CTS Comp	4776-22 [*] Fixed FFLR x 22 CTS Comp
3/4"	3/4"	3/4"	●	●	●	●
1"	1"	1"	●	●	●	●
1 1/4"	1 1/4"	1 1/4"	●	●		●



SIZES AVAILABLE

Size	SWIVEL FFLR	NUT	4776S [♦] Swivel FFLR x FLARE	4776ST [*] Swivel FFLR x T CTS Comp	4776SQ [*] Swivel FFLR x Q CTS Comp	4776S-22 [*] Swivel FFLR x 22 CTS Comp
3/4"	3/4"	3/4"	●	●	●	●
1"	1"	1"	●	●	●	●
1 1/4" x 1"	1"	1 1/4"	●	●	●	●
1 1/2"	1 1/2"	1 1/2"	●	●	●	●
2"	2"	2"	●	●	●	●



SIZES AVAILABLE

Size	SWIVEL FFLR	NUT	4776S-3Q [*] Swivel FFLR x 3Q PEP Comp	4776S-33 [*] Swivel FFLR x 33 PEP Comp	4776S-44 Swivel FFLR x 44 PVC Comp	4776S-55 [*] Swivel FFLR x 55 IP Comp
3/4"	3/4"	3/4"			●	
1"	1"	1"	●	●	●	●
1 1/2"	1 1/2"	1 1/2"			●	
2"	2"	2"		●	●	

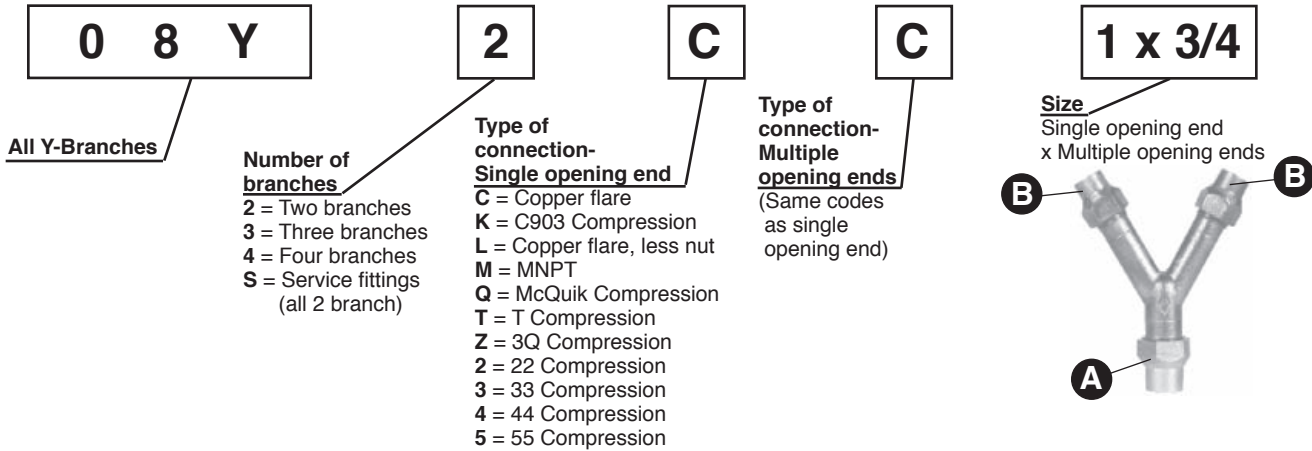
Shown here is our basic line of service fittings. Other combinations not shown in this catalog may be available. Contact us for more information

*Insert stiffeners are required on all flexible plastic connections. See page 5.

♦See pages 18 & 19 for Flare conversion adapters

Y-Branches

Model No. **08Y2CC** 1 x 3/4 means:



SIZES AVAILABLE **08YSCC*** **08YSQQ*** **08YSKK*** **08YSTT*** **08YSZZ***

Size	Single End	Multiple Ends	FLARE x FLARE	Q CTS Comp x Q CTS Comp	C903 Comp x C903 Comp	T CTS Comp x T CTS Comp	3Q PEP Comp x 3Q PEP Comp
1" x 3/4"	1"	3/4"	●	●	●	●	●
1 1/4" x 1"	1 1/4"	1"		●		●	
1 1/2" x 1"	1 1/2"	1"		●		●	
2" x 1"	2"	1"		●		●	

For C903 tube - Replace "Q" with "K". On "Q" Series options only 3/4" x 1" ONLY



SIZES AVAILABLE **08YS22*** **08YS33*** **08YS44** **08YS55**

Size	Single End	Multiple Ends	22 CTS Comp x 22 CTS Comp	33 PEP Comp x 33 PEP Comp	44 PVC Comp x 44 PVC Comp	55 IP Comp x 55 IP Comp
1" x 3/4"	1"	3/4"	●	●	●	●
1 1/4" x 1"	1 1/4"	1"	●			
1 1/2" x 1"	1 1/2"	1"	●			
2" x 1"	2"	1"	●			



SIZES AVAILABLE **08YSMC*** **08YSMT*** **08YSM2*** **08YSMQ***

Size	Single End	Multiple Ends	MNPT x FLARE	MNPT x T CTS Comp	MNPT x 22 CTS Comp	MNPT x Q CTS Comp
1" x 3/4"	1"	3/4"	●	●	●	●

Shown here is our basic line of service fittings. Other combinations not shown in this catalog may be available. Contact us for more information

*Insert stiffeners are **required** on all flexible plastic connections. See page 5.

♦See pages 18 & 19 for Flare conversion adapters

Y-Branches



SIZES AVAILABLE **08Y2CC*** **08Y2MC*** **08Y2MQ*** **08Y2MT*** **08Y2M2***

Size	Single End	Multiple Ends	FLARE x FLARE	MNPT x FLARE	MNPT x Q CTS Comp	MNPT x T CTS Comp	MNPT x 22 CTS Comp
1" x 3/4"	1"	3/4"	●				
1" x 1"	1"	1"	●				
1 1/4" x 3/4"	1 1/4"	3/4"	●				
1 1/4" x 1"	1 1/4"	1"	●				
1 1/2" x 1"	1 1/2"	1"	●	●	●	●	●
2" x 1"	2"	1"	●	●	●	●	●

For C903 tube - Replace "Q" with "K". On "Q" Series options only 3/4" x 1" ONLY



SIZES AVAILABLE **08Y3CC*** **08Y3MC***

Size	Single End	Multiple Ends	FLARE x FLARE	MNPT x FLARE
1 1/2" x 3/4"	1 1/2"	3/4"	●	●
1 1/2" x 1"	1 1/2"	1"	●	●
2" x 1"	2"	1"	●	●



SIZES AVAILABLE **08Y4CC*** **08Y4TT*** **08Y4QQ*** **08Y422***

Size	Single End	Multiple Ends	FLARE x FLARE	T CTS Comp x T CTS Comp	Q CTS Comp x Q CTS Comp	22 CTS Comp x 22 CTS Comp
2" x 3/4"	2"	3/4"	●	●	●	●
2" x 1"	2"	1"	●	●	●	●



SIZES AVAILABLE **08Y4MC*** **08Y4MT*** **08Y4MQ*** **08Y4M2*** **4765**

Size	Single End	Multiple Ends	MNPT x FLARE	MNPT x T CTS Comp	MNPT x Q CTS Comp	MNPT x 22 CTS Comp	FNPT x FNPT
2" x 3/4"	2"	3/4"	●	●	●	●	
2" x 1"	2"	1"	●	●		●	●

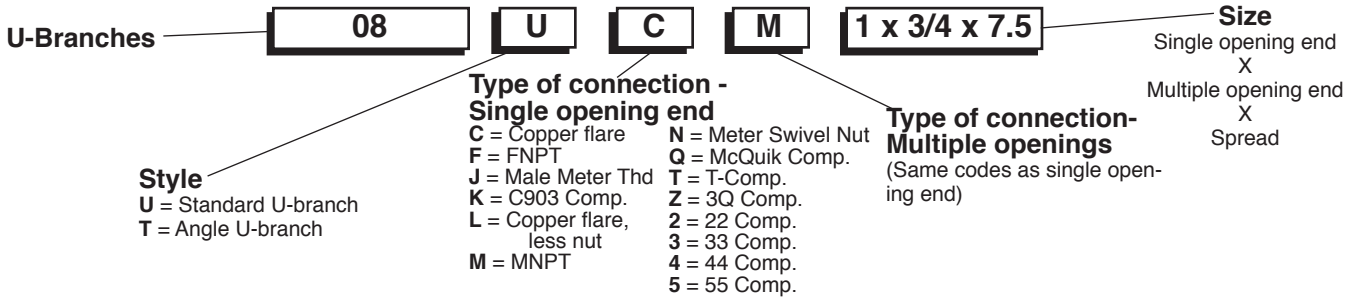
*Insert stiffeners are **required** on all flexible plastic connections. See page 5.

*See pages 18 & 19 for Flare conversion adapters

Underground Water Service Fittings & Couplings

U-Branches

■ To order U-Branches: Model No. 08UCM 1 x 3/4 x 7.5 means:



U-Branches available with valve assembled - Contact Factory



SIZES AVAILABLE

Size	Single End	Multiple Ends	Spread	FLARE x MNPT	T CTS Comp x MNPT	Q CTS Comp x MNPT	22 CTS Comp x MNPT
1" x 3/4" x 6.5"	1"	3/4"	6.5"	●	●	●	●
1" x 3/4" x 7.5"	1"	3/4"	7.5"	●	●	●	●
1" x 1" x 7.5"	1"	1"	7.5"	●	●	●	●
1" x 3/4" x 14"▲	1"	3/4"	14"	●	●	●	●
1" x 1" x 18"	1"	1"	18"	●	●	●	●
1½" x 3/4" x 7.5"	1½"	3/4"	7.5"		●	●	●
1½" x 1" x 9"	1½"	1"	9"		●	●	●

▲ Assembled and tested



SIZES AVAILABLE

Size	Single End	Multiple Ends	Spread	3Q PEP Comp x MNPT	33 PEP Comp x MNPT	44 PVC Comp x MNPT	55 IP Comp x MNPT
1" x 3/4" x 7.5"	1"	3/4"	7.5"	●	●	●	●
1½" x 3/4" x 7.5"	1½"	3/4"	7.5"			●	●

For C903 tube - Replace "Q" with "K". On "Q" Series options only 3/4" x 1" ONLY



SIZES AVAILABLE

Size	Single End	Multiple Ends	Spread	FNPT x FNPT	FNPT x MNPT	MNPT x MNPT	Male Meter Thread x Meter Swivel Nuts
1" x 3/4" x 6.5"	1"	3/4"	6.5"		●		
1" x 3/4" x 7.5"	1"	3/4"	7.5"		●	●	
1" x 1" x 7.5"	1"	1"	7.5"		●	●	
1" x 3/4" x 14"▲	1"	3/4"	14"		●	●	
1" x 1" x 8"▲	1"	1"	8"				●
1" x 1" x 14"▲	1"	1"	14"		●		
1" x 1" x 18"	1"	1"	18"	●	●	●	
1½" x 3/4" x 7.5"	1½"	3/4"	7.5"		●		
1½" x 1" x 9"	1½"	1"	9"			●	
1½" x 1" x 12"▲	1½"	1"	12"			●	
2" x 1" x 9"	2"	1"	9"			●	

▲ Assembled and tested

Angle U-Branches



SIZES AVAILABLE

Size	Single End	Multiple Ends	Spread	FLARE x MNPT	FNPT x MNPT	MNPT x MNPT	T CTS Comp x MNPT	22 CTS Comp x MNPT
1" x 3/4" x 6.5"	1"	3/4"	6.5"	●	●		●	●
1½" x 1" x 12"▲	1½"	1"	12"			●		

*Insert stiffeners are required on all flexible plastic connections. See page 5.

◆ See pages 18 & 19 for Flare conversion adapters

Miscellaneous Service Fittings

Swivel with increasing IP thread
Gasket included



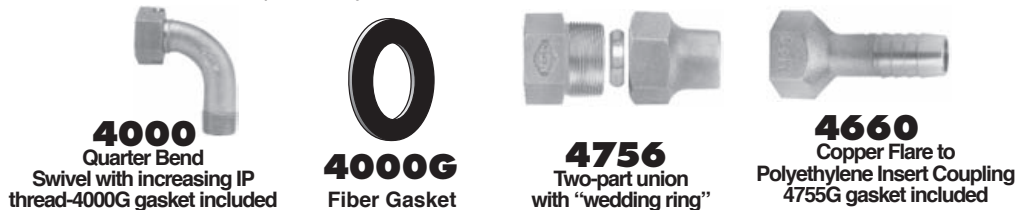
SIZES AVAILABLE

4783S* Quarter Bend **4783ST*** Quarter Bend **4783SQ*** Quarter Bend **4783S-22*** Quarter Bend **4783S-3Q*** Quarter Bend **4783S-33*** Quarter Bend

Size	SWIVEL	NUT	Swivel x FLARE	Swivel x T CTS Comp	Swivel x Q CTS Comp	Swivel x 22 CTS Comp	Swivel x 3Q PEP Comp	Swivel x 33 CTS Comp
5/8"	5/8"	3/4"	●	●		●		
3/4"	3/4"	3/4"	●	●	●	●		
1"	1"	1"	●	●		●		
1" x 3/4"	1"	3/4"		●	●	●	●	●

For C903 tube - Replace "Q" with "K". On "Q" Series options only 3/4" x 1" ONLY

SIZES AVAILABLE



Size	END	END	Swivel x MNPT	GASKET FOR 4000	SWIVEL SIZE	FLARE x FLARE	FFLR x Barbed
1/2"	1/2"	1/2"				●	
3/4"	3/4"	3/4"	●	4749G	1"	●	●
1"	1"	1"	●	●	1 1/4"	●	●
1 1/4"	1 1/4"	1 1/4"		●	1 1/2"	●	
1 1/2"	1 1/2"	1 1/2"	●	●	2"	●	
2"	2"	2"	●	●	2 1/2"	●	●

SIZES AVAILABLE



Size	THREAD	HEAD	AWWA CC x with 5/8" inside Driving Thread	MNPT x with 5/8" inside Driving Thread	AWWA CC x SQUARE HEAD	MNPT x SQUARE HEAD	MNPT x Square Head (Short)	MFLR x SQUARE HEAD
1/2"	1/2"	1/2"			●	●	●	
5/8"	5/8"	5/8"	●		●			
3/4"	3/4"	3/4"	●	●	●	●	●	●
1"	1"	1"	●	●	●	●		●
1 1/4"	1 1/4"	1 1/4"			●	●		●
1 1/2"	1 1/2"	1 1/2"			●	●	●	●
2"	2"	2"			●	●	●	●

SIZES AVAILABLE



Size	THREAD	HEAD	FLARING TOOL	FLARING/ROUNDING TOOL
3/4"	3/4"	3/4"	●	●
1"	1"	1"	●	●
1 1/4"	1 1/4"	1 1/4"	●	●
1 1/2"	1 1/2"	1 1/2"	●	●
2"	2"	2"	●	●

Shown here is our basic line of service fittings. Other combinations not shown in this catalog may be available. Contact us for more information

*Insert stiffeners are **required** on all flexible plastic connections. See page 5.
♦See pages 18 & 19 for Flare conversion adapters

Underground Water Service Fittings & Couplings

General Information

ABBREVIATIONS / DEFINITIONS

AWWA	American Water Works Association Standard Thread / Corporation Cock, this thread has a steeper taper than Male National Pipe Threads
CTS Suffix -22, T or Q	Copper Tube Size, copper tube (type K or L) or copper tube size polyethylene (ASTM D2737 SDR 9) or Polybutylene (ASTM D2666 SDR 9), insert stiffeners are required when using polyethylene or polybutylene.
FFLR	Female Copper Flared Connection Thread / inside thread, includes copper gasket.
FLR	Flared end with nut, for use with copper tube
FNPT	Female National Pipe Thread / inside tapered thread
IP Suffix -55	Iron Pipe / Galvanized Iron Pipe (not threaded)
IPS or PEP Suffix -33	I.D. based polyethylene pipe, for use with polyethylene (ASTM D2239 SIDR 7) or Polybutylene (ASTM D 2662 SIDR 7), insert stiffeners are required when using polyethylene or polybutylene.
MFLR	Male Copper Flared Connection Thread / outside thread.
MNPT	Male National Pipe Thread / outside tapered thread
PE	Polyethylene
PVC Suffix -44	Polyvinyl Chloride, ridged plastic pipe, Schedule 40 or 80 only (ASTM D1785)

NOTE: Materials meet or exceed A.W.W.A. standard C-800.

MODEL 4692 - 3/4", 1"
Converts 3/4" & 1" CTS compression to 3/4" or 1" Flare

Flare Nut 4692 CTS Compression End

NEW!

CTS COMPRESSION TO FLARE INSERT

EPDM O-RINGS


McDONALD CTS COMPRESSION BODY OR ENDPIECE

COPPER TUBE

COPPER FLARE NUT

♦See pages 18 & 19 for Flare conversion adapters

CTS COMPRESSION PLUG
MODEL 4693 - 3/4", 1"
Plugs 3/4" & 1" CTS



NEW!

4770 Tape Measure with O.D. Scale

Side One - O.D. scale • Side Two - inches/metric

79" - 200cm



A. Y. McDonald Mfg. Co.

WATERWORKS | PLUMBING VALVES | PUMPS | GAS VALVES



800.292.2737 | FAX 800.832.9296 | sales@aymcdonald.com | www.aymcdonald.com