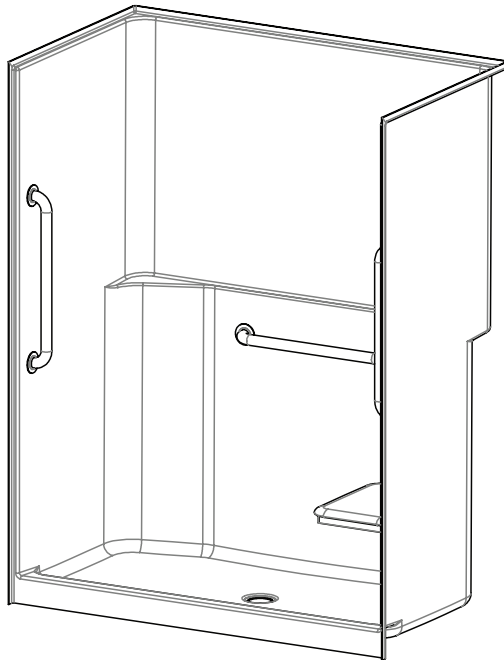


# 1603TSCB – ACCESSIBLE SHOWERS

inches

Interior: 58 x 33 x 76 ¼

Exterior: 60 x 35 x 78



## AQUATIC ADVANTAGE

- 6 manufacturing facilities
- Private fleet
- Centralized customer service
- Field support

## COLOR & TRIM OPTIONS

Stock	Upgraded
White	Almond Biscuit Bone

\*\*Additional custom colors available.  
(Contact Customer Service)

## FEATURES

- East zone only
- AcrylX™ applied acrylic surface
- 4" skirt
- 3" interior threshold
- Smooth wall
- Center drain
- Molded toiletry shelves
- Lifetime limited warranty (30 year commercial)

## OPTIONS

- LH or RH fixture wall
- Grab bars
- Hand-held shower assembly with slide bar
- Pressure balancing mixing valve
- Curtain rod and/or shower curtain

## CODE COMPLIANCE

- IAPMO Z124-2011

\*\*Code compliant when fully equipped and installed according to guidelines.



Aquatic products may be specified as Lasco Bathware.

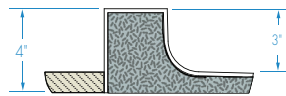
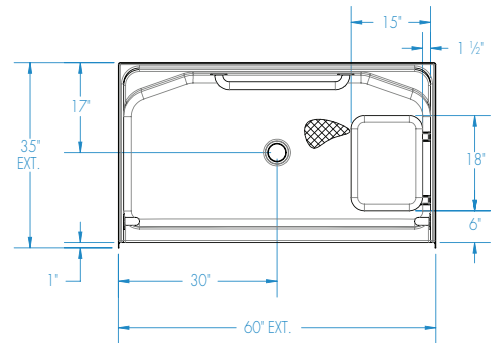
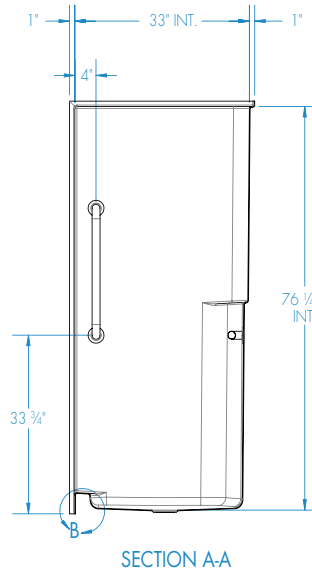
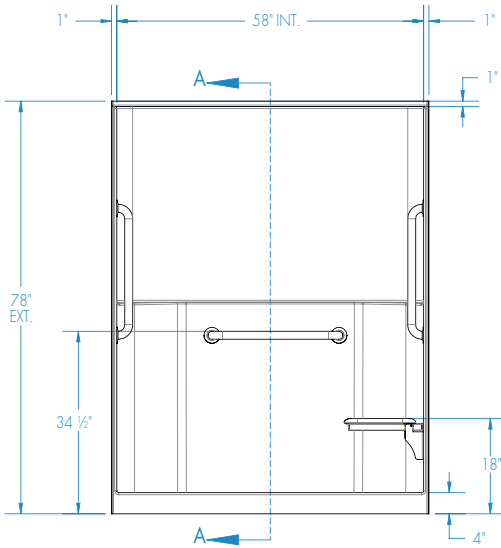


# 1603TSCB

Interior: 58 x 33 x 76 1/4

Exterior: 60 x 35 x 78

inches



DETAIL B

## FEATURES

Dimensional Tolerance  $\pm \frac{3}{8}$ ". Dimensions needed for site preparation should be measured from the unit. Aquatic assumes no responsibility for preparatory work.

Type and Model #	Material	Wall Finish	Pieces	Drain	Dam/Skirt Height	Net Wt. lbs	Pkg. Wt. lbs
Shower #1603TSCB	AcrylX™	Smooth	1	Center	4" skirt	153	163

## DIMENSIONS

Specifications	inches
Width: Ext. / Int.	60 / 58
Depth: Ext. / Int.	35 / 33
Height: Ext. / Int.	78 / 76 1/4
Enclosure Opening:	58
Skirt Height:	4
Drain Rough-In (from Back Wall)	17
Drain Rough-In (from Side Wall)	30

## FRAMING DIMENSIONS inches

Type	D Depth	W Width	H Height	A	B	C
Alcove	35	60 1/8	—	Box Out	30	17

