

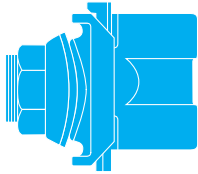


Campbell

Pitless Adapters



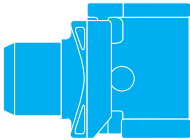
PITLESS ADAPTER (S-series)



U.S. PAT. NO. 3,847,217

part	drop pipe	casing o.d.	will support**	replacement pressure seal ^o	master ctn
S-10LF	1	5-9/16 to 7	1500	L-1	6
S-50LF	1	6-5/8 to 7	1500	L-1	6
S-80LF	1	8-5/8	1500	L-1	6
S-20LF	1-1/4	5-9/16 to 7	1000	L-2	6
S-60LF	1-1/4	6-5/8 to 7	1000	L-2	6
S-120LF	1-1/4	8-5/8	1000	L-2	6
S-70LF	2	6-5/8 to 7	700	L-6	1
S-130LF	2	8-5/8	700	L-6	1
S-140LF	2	10-3/4	700	L-6	1
SP-10LF*	1	5-9/16 to 7	1500	L-1	6
SP-20LF*	1-1/4	5-9/16 to 7	1000	L-2	6
SP-70LF*	2	6-5/8 to 7	700	L-6	1
S-10XLF	1	5-9/16 to 7	1500	OR-26T	6
S-20XLF	1-1/4	5-9/16 to 7	1000	OR-27T	6
S-70XLF	2	6-5/8 to 7	700	OR-28T	1
S-130XLF	2	8-5/8	700	OR-28T	1
S-140XLF	2	10-3/4	700	OR-28T	1
SP-10XLF*	1	5-9/16 to 7	1500	OR-26T	6
SP-20XLF*	1-1/4	5-9/16 to 7	1000	OR-27T	6
SP-70XLF	2	6-5/8 to 7	700	OR-28T	1

PITLESS ADAPTER (SF-series for concrete tile)



U.S. PAT. NO. 3,847,217

SF-10LF	1	-	1500	L-1	6
SF-10XLF	1	-	1500	OR-26T	6
SF-20LF	1-1/4	-	1000	L-2	6
SF-20XLF	1-1/4	-	1000	OR-27T	6
SF-70LF	2	-	700	L-6	1
SF-70XLF	2	-	700	OR-28T	1

Concrete Tile models do not include external gasket, collar, or nut.

DRAIN AND WIRE FITTING



part	discharge	casing o.d.			master ctn
DT-10XLF	1	5-9/16 to 7	-	-	1
DT-80XLF	1	8-5/8	-	-	1
DT-20XLF	1-1/4	5-9/16 to 7	-	-	1
DT-120XLF	1-1/4	8-5/8	-	-	1
DT-70XLF	2	6-5/8 to 7	-	-	1
DT-130XLF	2	8-5/8	-	-	1
DT-140XLF	2	10-3/4	-	-	1

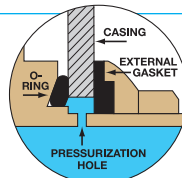
Using the same quality brass castings and pressure-tight internal and external seals as our pitless adapters, this versatile tap fastens to well casing to allow well draining (liquid or gas), electrical cable insertion, bulkhead fitting, and many more uses.

features

- All-American, highest-quality certified red brass castings and precision machining for years of dependable service.
- Solid red brass castings with extra heavy walls make these our most rugged adapters.
- Tapered male and female castings are precision-matched for tight, yet easy-to-service, interlocking connection.
- Molded gasket and solid brass collar are flanged to securely seal both casing and nut.
- Wide, fine-threaded nut accommodates large wrench for tight, low-torque installation.
- Replaceable leather seals or PTFE-coated O-rings (**X-models**) in male casting.

Campbell Manufacturing, LLC
 127 East Spring Street
 P.O. Box 207
 Bechtelsville, PA 19505-9153
 800-523-0224
 Fax 610-369-3580

*For installations requiring a pressurized point of attachment, a small hole between internal and external seals is utilized to maintain positive pressure at seal.



**Feet of Schedule 40 steel pipe filled with water.

^o Replacement pressure seal o-ring (OR) or leather (L)

