

ELKAY[®]

SPECIFICATIONS

No Lead Two-Level SwirFlo[®] Sensor Operated Hands-Free[®] Wall Mount Water Cooler Barrier-Free Access

Models ENOBM28K and ENOB28K

GENERAL

Two-level barrier-free stainless steel water cooler has recessed-in-the-wall refrigeration system and stainless steel grill. Stainless steel tubular support arms incorporate unique recess to be integrated with basins. All stainless steel polished to lustrous satin finish with high shined outer edge.

Fountain has contoured basins to minimize splashing and Flexi-Guard[®] safety bubblebers. Sensor-operated wheelchair fountain has unique Hands-Free[®] operation and automatic flow regulators provide constant stream from 20 to 105 psi.

NOTE: Minimum 40 psi supply line pressure required in special circumstances where both sides of bi-level are in use simultaneously to ensure adequate stream height. Use of water filter unit in this situation is not recommended.

Energy efficient refrigeration system utilizes a combination tank continuous-tube type evaporator, refrigerant drier, and capillary tube.

THIS WATER COOLER COMPLIES WITH THE REQUIREMENTS OF A.D.A. (AMERICANS WITH DISABILITIES ACT) WHEN PROPERLY INSTALLED. UNIT IS COMPLIANT IF INSTALLED IN AN ALCOVE AND IS ALSO COMPLIANT WHEN MOUNTED ON AN EXPOSED WALL IF A WING WALL IS LOCATED ON THE LEFT SIDE OR IF AN LKAPR1 APRON IS INSTALLED UNDER THE UPPER UNIT.

NO LEAD DESIGN

THIS WATER COOLER COMPLIES WITH THE LEAD-FREE DEFINITION IN THE SAFE DRINKING WATER ACT OF 1986 AND LEAD CONTAMINATION CONTROL ACT OF 1988.

Elkay Water Coolers are manufactured with a waterway system utilizing copper components and completely lead-free material. These waterways have no lead because all lead materials, such as leaded brass, have been removed. All joints are brazed using silver solder only. No lead solder is permitted. A strainer with an easily cleanable screen is provided to allow trapping and convenient removal of waterborne particulate of 140 microns and larger prior to their entry into the water cooler.

CAPACITIES CHART

| Model Number | Base Rate | *GPH of 50°F Drinking Water | | | Rated Watts | Full Load Amps | Glass Filler Option | Pre-Cooler | Ship. Wt. Lbs. |
|--------------|-----------|-----------------------------|------|------|-------------|----------------|---------------------|------------|----------------|
| | | Room Temperature °F | | | | | | | |
| | | 70°F | 80°F | 90°F | | | | | |
| ENOBM28K | 7.5 | 8.6 | 8.1 | 7.5 | 370 | 4.0 | No | No | 140 |

**Based on 80°F inlet water temperature.

Rated watts shown are based on operational (run) time, in compliance with A.R.I. Standard 1010 conditions. Specific applications will determine the actual watts consumed per hour. Watts consumed will be based on number of people served per hour (usage), ambient temperatures, and inlet water temperature.

COOLING SYSTEM

Motor Compressor: Hermetically sealed, reciprocating type, 115V, 60 Hz or 230V, 50 Hz (International Model) single phase. Sealed-in lifetime oil supply.

Condenser: Fan cooled, copper tube with aluminum fins. Fan motor is permanently lubricated.

Cooling Unit: Combination tube-tank type. Self cleansing. Tube portion is continuous coil of copper tubing. Tank is stainless steel. Fully insulated with EPS foam which meets Underwriters Laboratories Inc. requirements for self extinguishing material.

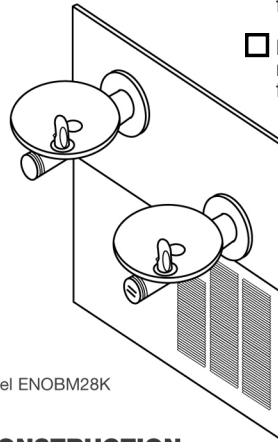
Temperature Control: Enclosed adjustable thermostat is factory preset. Requires no adjustment other than for altitude requirements.

Refrigerant Control: Refrigerant HFC-134a is controlled by accurately calibrated capillary tube for positively trouble-free performance.

In keeping with our policy of continuing product improvement, Elkay reserves the right to change product specifications without notice. Please visit elkayusa.com for most current version of Elkay product specification sheets.

Model ENOBM28K – Mounting frame MF200 is included

Model ENOB28K – Used when mounting frame MF200 is pre-ordered for early installation



Model ENOBM28K

CONSTRUCTION

Electronic Sensor Hands-Free[®] Operation: On-off solenoid valve is actuated by an infrared light beam sensor. When light beam is interrupted by subject in front of cooler desiring a drink, the sensor actuates the solenoid valve which then opens to allow water flow. No physical contact with cooler is required. A built in time delay is provided to prevent actuation by persons moving past cooler. There is a maximum running time of 30 seconds to prevent malicious damage to the cooler or water damage if sensor vision is blocked. Unit automatically resets when blockage is removed. Sensor range is adjustable.

Fountain Body: #18 gauge, type 304 nickel bearing stainless steel polished to a lustrous satin finish with high shined outer edge. Contoured basins offer a large strike area to minimize splashing. #16 gauge, type 304 tubular support arms incorporate unique recess to accept basins. Fully functional vandal-resistant push button on upper unit is easy to operate.

Exclusive Flexi-Guard[®] Safety Bubbleber: Innovative design utilizes an infused anti-microbial pliable polyester elastomer to prevent accidental mouth injuries. Flexes on impact, then returns to original position. Strong. Abrasion-resistant. Anti-sweat. **Optional Vandal-Resistant Bubbleber** available at extra cost. Heavy-duty, one-piece construction, chrome plated brass. Both bubblebers meet UL requirements and all sanitary codes and are keyed in location to prevent rotation.

Front Panel Grill: Made of type 304 stainless steel, polished to a uniform Elkay satin finish. Removable louvered ventilating grill encloses refrigeration unit and plumbing.

Wall Mounting Frame: MF200 is included with model ENOBM28K. For model ENOB28K, MF200 must be pre-ordered for installation. Frame allows flush mounting finished wall.

Protected by Elkay's 5 Year Limited Warranty on the refrigeration system of the unit.

Elkay Pressure-Type Water Coolers are designed to operate on 20 psi to 105 psi supply line pressure. If inlet pressure is above 105 psi, a pressure regulator must be installed in the supply line. Any damage caused by reason of connecting this product to supply line pressures lower than 20 psi or higher than 105 psi is not covered by the warranty.

STANDARDS

 Elkay Electric Air Cooled Water Coolers are listed by Underwriters Laboratories Inc. and comply with both Canadian and U.S. requirements.

These units comply with A.R.I. Standard 1010.

This cooler is certified by WQA to lead-free compliance including **NSF/ANSI 61 and 372.**

This specification describes an Elkay product with design, quality and functional benefits to the user. When making a comparison of other producers' offerings, be certain these features are not overlooked.

**No Lead Two-Level SwirlFlo® Sensor Operated
Hands-Free® Wall Mount Water Cooler
Barrier-Free Access
Models ENOBM28K and ENOB28K**

**ELKAY®
ROUGH-IN DIMENSIONS**

IMPORTANT!

INSTALLER PLEASE NOTE:

The grounding of electrical equipment such as telephone, computers, etc., to water lines is a common procedure. This grounding may be in the building or may occur away from the building. This grounding can cause electrical feedback into a water cooler, creating an electrolysis which causes a metallic taste or causes an increase in the metal content of the water. This condition is avoidable by using the proper materials as indicated below.

The drain fittings which are provided by the installer should also be plastic to electrically isolate the cooler from the building plumbing system.

ENOBM28K MOUNTING FRAME INSTRUCTIONS

1. Cut a square rectangular wall opening 37-1/2" (953mm) W x 37-3/4" (959mm) H and 4-1/2" (114mm) above the floor line. These dimensions are required to obtain proper rim and bubbler heights for compliance with ANSI standard A117.1. (See Figure 2)

2. Reinforce the wall opening on all sides so that it will adequately support the water fountain. This reinforcement must support up to 150 lbs static load and provide a means for securing the frame assembly in place.

NOTE: Building construction must allow for adequate air flow on both sides and top of remote chiller unit. Minimum of 4" (102mm) is required. (See Figures 1 & 2)

3. Install plumbing and electrical rough-ins. See Figure 1 for location of the supply water inlet to chiller and for the location of the waste water outlet. A junction box for a (3) wire, 10 amp branch circuit is provided on the inside of the chiller. (Standard 120 Volts, 60 Hz and single phase) See Figure 2 for the electrical inlet location.

4. Remove frame assembly and related hardware from packaging. Attach the two frames together thru the upright supports with (4) 5/16" x 3/4" (19mm) long bolts and nuts (not provided). Tighten securely.

NOTE: Frame with higher upper channel to be on left side.

5. Install the frame assembly squarely in wall opening with frame upright support edges flush with the finished wall face. Secure the frame to the wall thru holes with (12) 5/16" x 2" (51mm) long lag bolts or screws (not provided). Tighten securely.

NOTE: Be sure that frame is squared in location. Do not use less than required screw quantity and size.

6. Attach the chiller shelf support rods to the right side frame uprights at the second set of holes counting from the bottom and to the shelf at the (2) side holes. Line up the other shelf holes with the frame bottom holes and fasten the assembly to the wall using appropriately sized wood screws or bolts (not provided). (See Figure 2)

FIG. 1

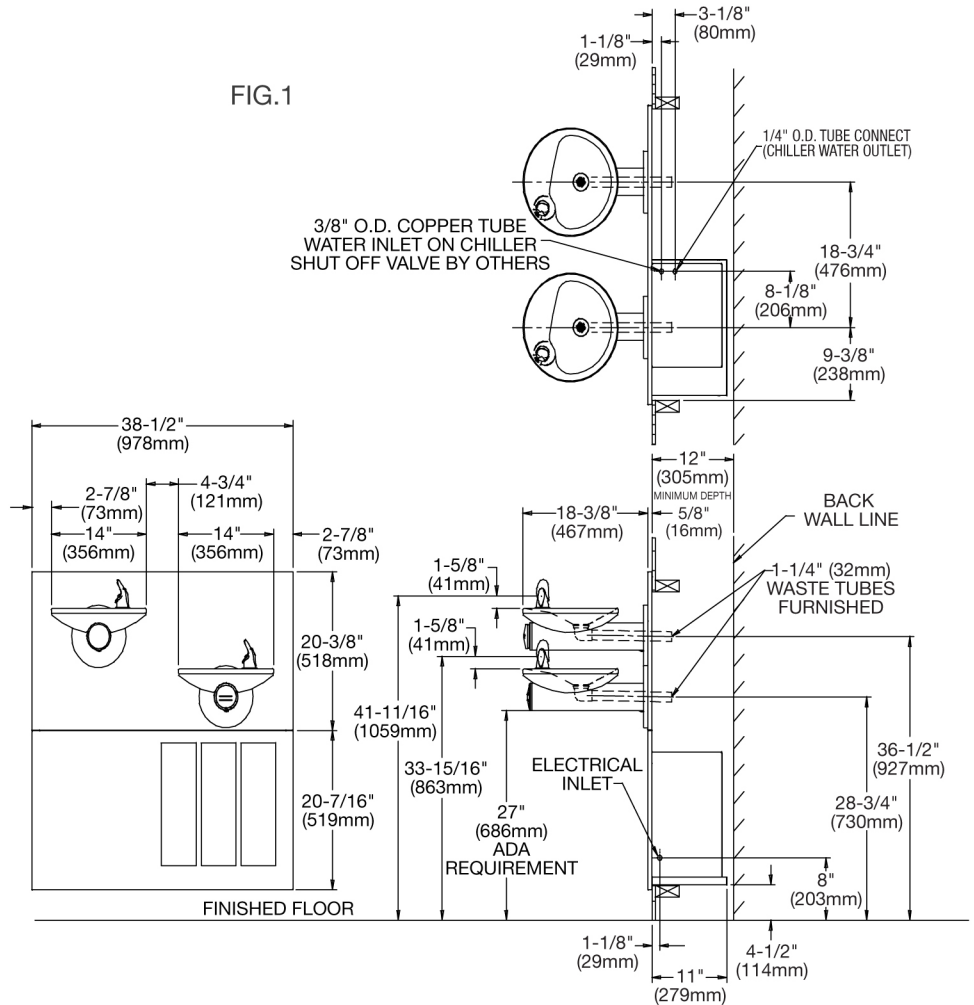
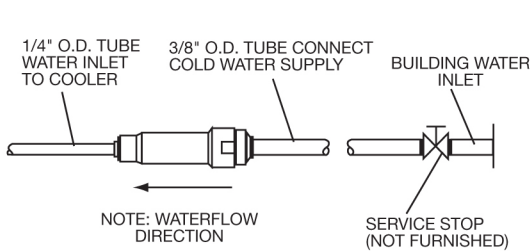
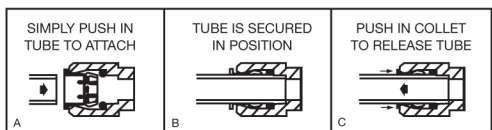


FIG. 2

Mounting frame MF200 not included with model ENOB28K



OPERATION OF QUICK CONNECT FITTINGS



PUSHING TUBE IN BEFORE PULLING IT OUT HELPS TO RELEASE TUBE

