



C3® 200

Toilet Seat With Bidet Functionality

K-4709

Features

- Elongated closed front seat fits most elongated toilets.
- Continuously heated water with adjustable temperature settings.
- 2 positionable spray wands with adjustable water pressure, oscillate, and pulsate functions.
- Heated seat with adjustable temperature settings.
- Air blower function allowing selection of air speed and temperature.
- Automatic deodorization function.
- Automatic night light function to illuminate the bowl.
- Remote control with 2 programmable user presets to store preferred settings.
- Energy save function.
- Anti-microbial materials used in seat and nozzles.
- Quick-release design for ease of cleaning.
- Includes color-matched remote, power cord, and water supply hoses.



Codes/Standards



IAPMO/ANSI Z124.5

KOHLER® One-Year Limited Warranty

See website for detailed warranty information.

Available Color/Finishes

Color tiles intended for reference only.

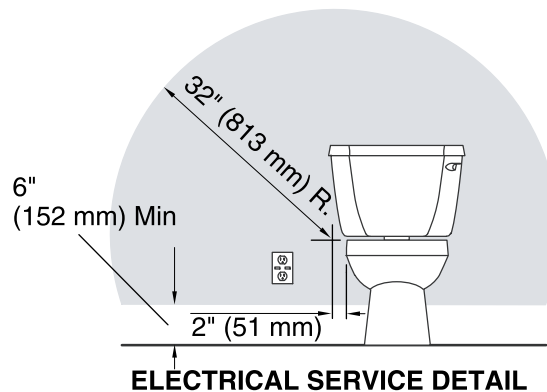
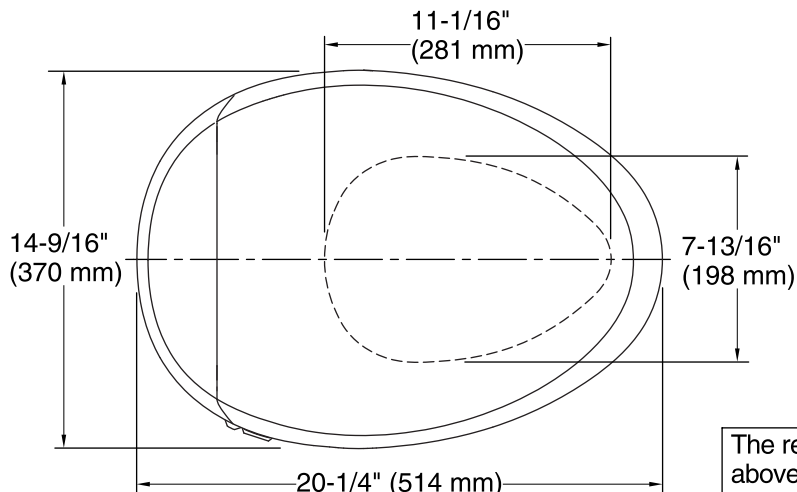
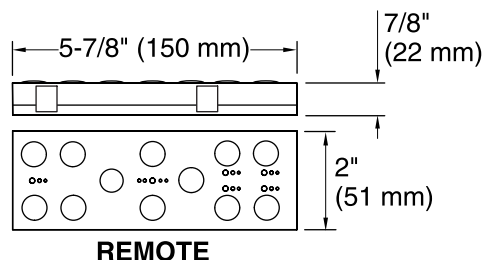
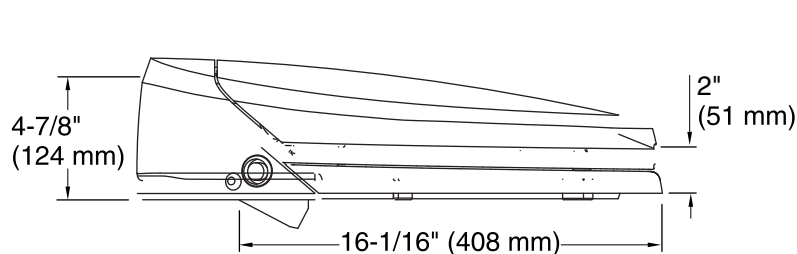
Color	Code	Description
	0	White
	96	Biscuit



C3® 200

Toilet Seat With Bidet Functionality

K-4709



The receptacle should be located at least 6" (152 mm) above the floor line, and within a 32" (813 mm) radius measured 2" (51 mm) to the right of the toilet ledge, as shown.

Required Electrical Service

Technical Information

All product dimensions are nominal.

Seat shape type: Elongated
Seat front type: Closed front
Seat hinge type: Quick-Attach®, Quick-Release™, Quiet-Close™
Electrical component rating: Pump: 120 V, 60 Hz, 1260 W
Power cord length: 46" (1168 mm)

Notes

Install this product according to the installation guide.