

NORITZ[®]
TANKLESS WATER HEATERS

PRODUCT GUIDE



NRCR

NORITZ RESIDENTIAL CONDENSING RECIRCULATION

NRCR
15
YEAR
WARRANTY



Trailblazers In The Field Of Tankless Water Heaters

Noritz has been an innovator in the water heating industry for over 70 years. We introduced the first modern, electronically controlled tankless water heaters in 1981 and we remain the leader in energy savings and superior hot water delivery today.

Serving both homeowners & commercial users across the U.S. and Canada, Noritz America offers a broad range of tankless gas water heaters to meet the varying needs of its broad spectrum of customers.



Table of Contents

4	Featured Product: NRCR	21	Commercial Models
8	New Commercial Wifi Adapter	24	Temperature Rise and Sizing Charts
9	Procard	26	Accessories
10	EZ Series	30	PVC Vent Accessories
16	NRCB Combination Boiler	32	Single Wall Vent Accessories
18	High Efficiency Models	39	Concentric Vent Accessories
20	Mid-Efficiency Models	40	DVC Vent Kits

N E W F O R 2 0 2 0

NRCR

NORITZ RESIDENTIAL CONDENSING RECIRCULATION

The Noritz NRCR series offers the latest cutting edge recirculation technology in a tankless water heater. This unit is equipped with high quality stainless steel heat exchangers for extreme corrosion and thermal stress resistance, giving your tankless a longer lifespan. In addition, a recirculation pump comes integrated with the unit to give you hot water faster and without the wait.



NRCR			
Model		NRCR92DV	NRCR111DV
GQ Reference Number		GQ-C2660WXQ-FF US LP GQ-C2660WXQ-FF US NG	GQ-C3260WXQ-FF US LP GQ-C3260WXQ-FF US NG
BTU Input Range		18,000 - 165,000	18,000 - 199,900
Min / Max Flow Rate		0.5 GPM - 9.2 GPM	0.5 GPM - 11.1 GPM
Flow Rate at ΔT	30°F	9.2 GPM	11.1 GPM
	45°F	7.1 GPM	8.7 GPM
	80°F	4.0 GPM	4.9 GPM
Dimensions		27" (Height) x 18.5" (Width) x 14.1" (Depth)	
Weight		73 lbs.	
Connection Sizes	Water Inlet	3/4"	
	Hot Water Inlet	3/4"	
	Gas Inlet	3/4" (1/2" up to 60ft.)	3/4" (1/2" up to 40 ft.)
	Condensing Drain	1/2" Threaded	
Freeze Protection		Yes, pump circulation + resistance heat	
UEF		0.97	
Warranty		15 YEAR WARRANTY ON HEAT EXCHANGER , 5-year warranty on parts & 1-year reasonable labor	
Temperature Settings	°F Mode	100-140° (In 5° Intervals) (9 Options)	
	°C Mode	37-48°C (In 1°C Intervals), 50-60°C (In 5° Intervals) (15 Options)	
Recirc Lengths		200 feet (1/2") / 500 feet (3/4")	
Venting Style		2" PVC (65 feet), 3" PVC (150 feet) or Flex Vent (35 feet)	
Wireless Compatible		Yes	

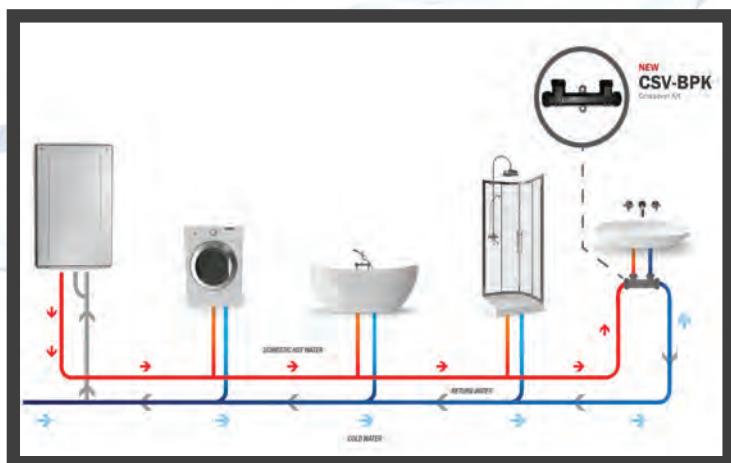
NRCR FEATURES

- » 15 Year Heat Exchanger Warranty
- » Super Low BTU Mode
- » Integrated Recirculation Pump
- » High Quality Stainless Steel Heat Exchangers
- » Best-in-Class Thermal Efficiency
- » Improved Smart Scheduling Interface
- » Wifi Capability
- » CA Title 24 Compliant
- » Easier Serviceability
- » On-Demand Mode
- » Heat Shrink Durability
- » Flex Vent Capable




FULL RECIRCULATION

Built with an integrated pump, the NRCR brings your home hot water faster than ever by utilizing your dedicated return line.



CROSSOVER MODE

Is your home missing a return line? Now you can experience home recirculation with the NRCR's Crossover Mode. Utilizing our Crossover Kit (Item# CSV-BPK, sold separately), you can enjoy the full benefits of a recirculation line without the need to install additional piping in your home.



SUPER LOW BTU MODE

An industry first, the NRCR's revolutionary burner control eliminates issues with high incoming water temperature in the summer by reducing effective BTU output to less than 10KBTU. This prevents water temperature fluctuations while keeping your tankless running efficiently.



NRCR ACCESSORIES

Get ultimate comfort and control out of your NRCR when paired with any of our additional accessories.



CROSSOVER KIT

CSV-BPK

Our crossover kit brings recirculation to homes without a return line. Set your NRCR to crossover mode after installation and your home is ready for faster, hot water.



OUTDOOR VENT KIT

VC-6

Our outdoor vent gives homeowners even more space savings by allowing for outdoor installations.



UNIVERSAL CONCENTRIC TERMINATION KIT

PVC-UCVK

The universal concentric vent kit allows for versatile venting installation for your tankless unit. It provides an up-and-out horizontal termination option for all GQ59 and GQ60 condensing models.



LOW PROFILE VENT TERMINATION

PVC-2LPT (2" Version) / PVC-3LPT (3" Version)

Provides a flat termination option for all GQ59 and GQ60 condensing models.

ADDITIONAL NRCR ACCESSORIES

Model No.	Contents	Qty
EZ2-CK	Flex Vent 2" Conversion Kit	1
EZ2-FVK-1	2" Flex Vent Kit (25 ft.)	1
EZ2-FVK-2	2" Flex Vent Kit (35 ft.)	1
NC-1S	Condensate Neutralizer Kit	1
NWC-ADAPTER	Wireless Adapter	1

Model No.	Contents	Qty
IHK-GB	On Demand Button	1
IHK-RS	On Demand Switch	1
PC-10S	Pipe Cover	1
RC-9018M	Remote Controller (To set timer manually)	1
SV-CK-2	2" Single Vent Conversion Kit	1

NRCP (2019)



Residential Tankless with Pump



The Noritz NRCP has been redesigned and offers the latest in tankless tech, featuring upgraded components as well as energy saving modes to match your water usage habits.

NRCP Accessories

Model No.	Complete Kit Contents	Qty
IHK-NRCP	On-Demand Kit	1
IHK-NRCP-GB	On Demand Button Only	1
IHK-NRCP-RS	Rocker Switch Button Only	1
PC-9S	Pipe cover for NRCP	1
QC-NRCP-1	Quick Connect Cord	1
IHK-RS	On-Demand Switch	1
IHK-GB	On-Demand Button	1
cCS-V	Crossover Valve Kit	1
VCK-NRCP-1	Convert NRCP models to be installed outdoors	1

NRCP (2019)			
Model		NRCP98DV	NRCP111DV
BTU Input Range		18,000 - 180,000	18,000 - 199,000
Min / Max Flow Rate		0.5 GPM - 10.1 GPM	0.5 GPM - 11.1 GPM
Flow Rate at ΔT	30 °F	9.6 GPM	11.1 GPM
	45 °F	7.8 GPM	8.6 GPM
	80 °F	4.2 GPM	4.7 GPM
Dimensions		28.7" (Height) x 17.3" (Width) x 14.8" (Depth)	
Weight		85 lbs.	
Connection Sizes	Water Inlet	3/4"	
	Hot Water Inlet	3/4"	
	Gas Inlet	3/4" (1/2" up to 50ft.)	3/4" (1/2" up to 40ft.)
	Condensing Drain	1/2" Threaded	
Freeze Protection		Yes, pump circulation	
UEF		0.94	
Warranty		12 year warranty on heat exchanger, 5-year warranty on parts & 1-year reasonable labor	
Temperature Settings	°F Mode	Normal Temp: 100 °F-120 °F, High Temp: 125-140 °F (In 5 ° Intervals) (9 options)	
	°C Mode	Normal Temp: 38-49 °C, High Temp: 125-140 °F (In equivalent 5 °F Intervals) (9 Options)	
Recirc Lengths		1/2" (200 feet) and 3/4" (500 feet)	
Venting Style		2" or 3" PVC	
Wireless Compatible		No	

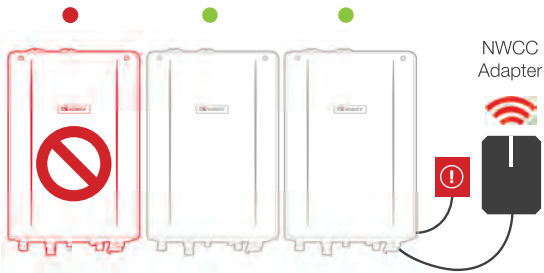


NWCC-ADAPTER

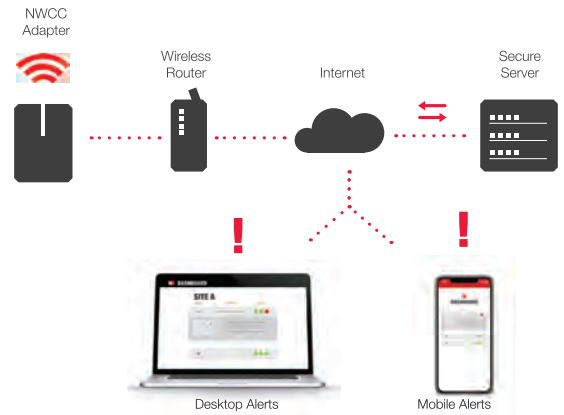
NEW COMMERCIAL WIFI ADAPTER

The new Noritz **NWCC-ADAPTER** allows business owners and contractors to take full control of their tankless system. The NWCC adapter connects with our dedicated app to give users monitoring, troubleshooting, and more. In addition, the NWCC Adapter also comes as a packaged option with a Noritz System Controller (SC-#) to get your unit running right out of the box.

HOW IT WORKS



1 When problems arise in your commercial units, the Noritz NWCC adapter immediately transmits all error information



2 The NWCC adapter utilizes our dedicated app and immediately sends this information over the web to contractors and business owners. This allows them to take action or be proactive to prevent further issues.

FEATURES & BENEFITS

> Service Alarms

React Proactively. Prevent critical errors with warning alarms for necessary service.

> Site-Specific Notifications

Notifications for any installation. Set your parameters and cater your alerts to your business.

> Multi-Site Monitoring

Simultaneous system monitoring. Up to 6 per adapter through our dedicated dashboard.

> Alerts Directly to You

Email and text message alerts. Get notifications across desktop and mobile.



TAKE FULL CONTROL OF YOUR COMMERCIAL JOB SITES USING OUR DEDICATED DASHBOARD.

PROCARD AND NORITZ CONNECT

The Noritz Connect and ProCard app gives homeowners and contractors complete control of their tankless water heater and provides support when needed, all at your fingertips.

INTERACTIVE TROUBLESHOOTING

EZ Shoot is our interactive troubleshooting feature that gives you access to installation support when you need it out in the field.



LEAD GENERATION

Grow your business and connect with your customers. Our new leads system can send you notifications straight to your mobile device.



WORK REMOTELY

Access your leads, register a warranty, or get support information. Our new mobile app puts Noritz in your pocket.



VISIBLE ON ANY DEVICE

Now you can log into ProCard from your phone, tablet, or PC. With our rebuilt platform, you can access your account anywhere.

POWER RANKING SYSTEM



We let you control your visibility with our dynamic ranking list based on things such as activity, trainings and installations.

MAINTENANCE ALERTS

ProCard now alerts you when maintenance issues arise and sends notifications to your phone directly, keeping you ready when your Noritz Connect customers may need assistance.



(Requires Noritz Connect and Wifi Adapter)



GET REWARDED FOR YOUR INSTALLS

The more installs completed, the bigger the rewards and benefits received. Our new ProCard Rewards program features two tiers, Verified Installers and Utility Users, each with its own features to help you get the most installs possible.



REGISTER FOR PROCARD

Sign up at NORITZ.COM/PROCARD to register and create your profile. Users can create either a verified installer or utility user account, each with its own features.



EARN POINTS FOR INSTALLS

For every registered install through ProCard, you earn points over time. All install information, as well as your points, are tracked on the leaderboard of the ProCard app.



REDEEM YOUR POINTS

Choose from our revamped rewards library that now features a variety of rewards including travel, event tickets, and electronics.



EZTR BUNDLE

THE ONLY DIRECT TANK REPLACEMENT

The Noritz EZTR bundles include select accessories to help get you up and running with your installation. Each model is designed for different water demands for residential applications.



The **EZTR40** package is designed for quick and direct indoor replacement of 40-gallon tank water heaters.

The **EZTR50** package contains the new EZ98DV, plus all the aforementioned components, for replacement of a 50-gallon tank water heater.

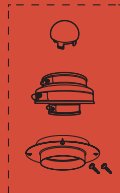
The **EZTR75** package contains the new EZ111DV, plus all the aforementioned components, for replacement of a 75-gallon tank water heater.

WHAT'S IN THE BOX

Each EZTR50 and EZTR75 bundle includes the heater itself, a single vent conversion kit, a flex vent conversion kit (25 feet of 2-inch flex), an isolation valve kit, and a startup guide. The EZTR40 also comes with a heater, vent kit, and service valves.

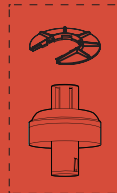
Bag 1

Flex Feeder
Base Junction Support
Base Junction Adapter



Bag 2

Top Flex Support
Rain Cap



Bag 3

Rigid 45 Elbow
2" Flex Vent
Gasket



Flex-Vent Conversion Kit
(EZTR50 & EZTR75 Only)



Isolation Valves/
PRV included



25 ft. 2" Flex Vent

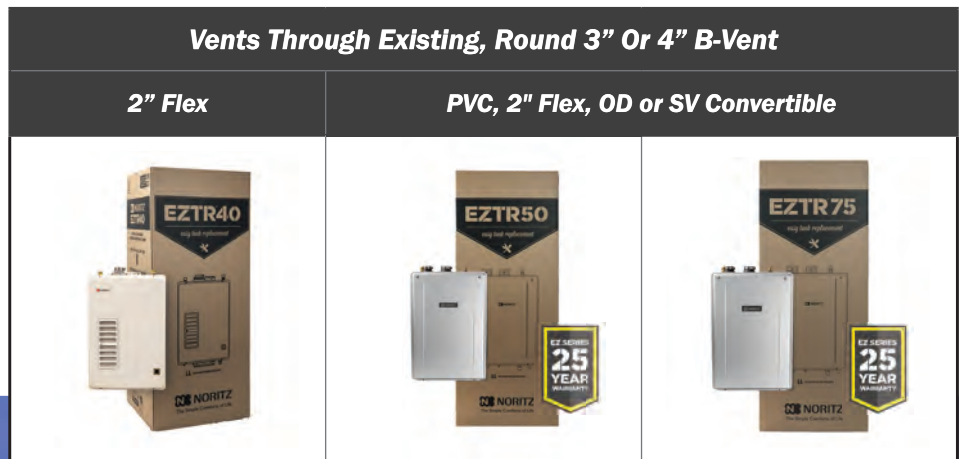


Aluminum
Flex Sleeve





Our EZTR50 and EZTR75 bundles come with our industry-leading **25 YEAR WARRANTY**



Vents Through Existing, Round 3" Or 4" B-Vent			
	2" Flex	PVC, 2" Flex, OD or SV Convertible	
Model	EZTR40	EZTR50	EZTR75
GQ Reference Number	NRC663-FSV	GQ-C2859WX-FF US	GQ-C3259WX-FF US
Vent Type	Flex Vent	Convertible Vent	Convertible Vent
Dimensions (Inches)	27.2 x 18.3 x 9.4	27.0 x 18.5 x 12.8	27.0 x 18.5 x 12.8
Weight (lbs)	50 lbs.	81 lbs.	81 lbs.
Min. / Max. Btuh	15,000 - 120,000	18,000 - 180,000	18,000 - 199,900
UEF	0.87	0.96	0.96
Max. Hot Water Capacity	6.6 GPM	9.8 GPM	11.1 GPM
Water Inlet	3/4"		
Hot Water Outlet	3/4"		
Gas Inlet (1/2 In. capable)	1/2" (1/2 in. up to 100 ft.)	3/4" (1/2 in. up to 50 ft.)	3/4" (1/2 in. up to 40 ft.)
Temp. Settings	115 - 140 °F (In 5° Intervals)	100-140 °F (In 5° intervals)	100-140 °F (In 5° intervals)
Default Temp. Option	120, 130, 135, 140 °F	120, 125, 130, 140 °F	120, 125, 130, 140 °F
Warranty	12-year warranty on heat exchanger, 5-years warranty on parts, & 1-year reasonable labor	INDUSTRY LEADING 25 YEAR WARRANTY ON HEAT EXCHANGER. 5-year warranty on parts & 1-year reasonable labor	
Ultra Low NOx	Yes		
Quick Connect	No	Yes	
Remote Included	Digital Display	Yes	
Min. / Max. Flow Rate	0.5 GPM / 6.6 GPM	0.5 GPM / 9.8 GPM	0.5 GPM / 11.1 GPM
High Altitude Approved	Up to 3,500 ft.	Up to 10,000 ft.	Up to 10,000 ft.
Indoor / Outdoor	Indoor Only	Indoor / Outdoor	Indoor / Outdoor
Wireless Compatible	Yes		
Pump Kit Compatible	No	Yes	
EZTR / EZ Series Options			
Bundle	Yes	Yes (Model EZTR50)	Yes (Model EZTR75)
Sold Separately	No	Yes (Model EZ98)	Yes (Model EZ111)



EZ SERIES

The Noritz EZ Series is the industry leader in tankless. Featuring top mounted connections to accommodate any installation scenario and manufactured with the highest quality materials, the EZ Series line is built to keep your home with hot water for years to come. Our industry-leading 25 year warranty is also just another reason why the EZ Series is the preferred choice for homeowners.

UNMATCHED PERFORMANCE NOW WITH THE INDUSTRY'S BEST WARRANTY

We believe in our product and want homeowners to have the latest and greatest tankless technology available. That's why Noritz has done what no one else has in the tankless industry: We've backed our EZ Series with a 25 year warranty. For more information, visit WWW.NORITZ.COM/EZWARRANTY



FEATURES

2

Top Mounted Water Connections

Top mounted connections allow for previous water lines to be reconnected faster.

3

Quick Connect

Get your hot water up and running faster with our EZ installation process.

1

Dual High Grade Stainless Steel

Featuring greater resistance to corrosion and buildup, keeping your system running for years to come.

4

Wireless Capability

Combined with the Noritz Connect app, users have control of all heater functions and diagnostic tools.

5

1/2" Gas Line Compatible

Compatible with most installations, the 1/2" gas line is found underneath the unit for a more convenient install.



KEY SPECS

Model	EZ98	EZ111
Max. Hot Water Capacity	9.8 GPM	11.1 GPM
UEF	0.96 UEF	0.96 UEF
BTu	180,000	199,900

EZ SERIES ACCESSORIES

VERSATILITY FOR ANY INSTALLATION

The Noritz EZ Series adapts to your installation needs, providing professional installers and their homeowner-customers with a wider range of tankless options, covering the majority of residential, tank-replacement opportunities. Choose the way you install the EZ98 or EZ111 with any of these available accessories. Tackle a wide variety of install scenarios with the most versatile tankless on the market.



Single Vent

Accessories required for this install:



SV-CK-2

2" SV Conversion Kit



Direct Vent

Utilizing 2" PVC

Additional optional accessories:
PVC-2CT (2" PVC)
PVC-3CT (3" PVC)



PVC Concentric Horizontal and Vertical Termination



Outdoor Installation

Accessories required for this install:

VC-6

Outdoor Vent Cap
(Not available for EZTR40)



EZ SERIES FLEX VENT KITS

25 FT. FLEX VENT INCLUDED

EZTR 2" Flex Vent Kit (25 Feet)

Accessories required for this install:



EZ2FVK-1

Bag 1	Bag 2	Bag 3
<ul style="list-style-type: none"> - Flex Feeder - Base Junction Support - Base Junction Adapter 	<ul style="list-style-type: none"> - Top Flex Support - Rain Cap 	<ul style="list-style-type: none"> - Rigid 45 Elbow - 2" Flex Vent Gasket + 25 Foot 2" Flex Vent

EZ2-CK

Required To Utilize Flex Vent Kits For EZ98/111 and NRCR

Flex Vent 2" Conversion Kit

Optional Accessory
EZ2-DK-1 (25')

Optional Diffuser Kit
(For use if keeping existing rain cap)

35 FT. FLEX VENT INCLUDED

EZTR 2" Flex Vent Kit (35 Feet)

Accessories required for this install:



EZ2FVK-2

Bag 1	Bag 2	Bag 3
<ul style="list-style-type: none"> - Flex Feeder - Base Junction Support - Base Junction Adapter 	<ul style="list-style-type: none"> - Top Flex Support - Rain Cap 	<ul style="list-style-type: none"> - Coupler Retainer - 2" Flex Vent Gasket - O-Ring Lubricant - 45° Elbow + 35 Foot 2" Flex Vent

EZ2-CK

Required To Utilize Flex Vent Kits For EZ98/111 and NRCR

Flex Vent 2" Conversion Kit

Optional Accessory
EZ2-DK-2 (35')

Optional Diffuser Kit
(For use if keeping existing rain cap)

Install Through Existing B-Vent Up To 35 Feet (Optional, Sold Separately)

ADDITIONAL ACCESSORIES

Wireless Compatibility

Accessories Required For This Install:



NWC-ADAPTER
Wireless Adapter



NORITZ
CONNECT

For more information visit
WIFI.NORITZ.COM

COMBINATION BOILER

NRCB

The New Hero in
Home Heating and Hot Water

Noritz is excited to offer a new level of excellence. Consumers with hydronic heating in their home can now install one water-heating appliance to meet both domestic hot water and space-heating needs. The NRCB Boiler from Noritz utilizes high-efficiency condensing technology to deliver hot water to both plumbing and hydronic heating applications even for larger homes.



KEY FEATURES

Homeowners will enjoy the improved comfort made possible by the unit's simultaneous ability to heat domestic water and room space. No longer will the possibility exist of a shower impacting room temperature.


All Stainless Steel Heat Exchangers (3 total)

Stability and Quick Temperature Control of DHW and Heating

Ultra Low Emissions by Premix Burner

Simultaneous Operating of DHW and Heating¹

High Delivering Capacity of DHW (Max 199K / 180K BTUh)



¹Dependent on heating and DHW temperatures



NRCB

ADDITIONAL FEATURES

- › Corrosion Resistant
- › Self Regulating Flow
- › 2" and 3" PVC, CPVC and PP Venting Capable
- › 11:1 Turndown Ratio
- › 1/2 Inch Gas Line Capable
- › High Grade Stainless Steel Heat Exchangers
- › Outdoor Temperature Reset Sensor
- › External Pump Terminal

- › Scalding Prevention for DHW Safety
- › Up to 11.1 GPM
- › High Capacity Internal Pump
- › Maintains Set DHW Temp. in All Conditions
- › Simultaneous DHW and Heat¹
- › Larger hot water demand can be connected with EZ Series

¹ Only for NRCB. Dependent on heating and DHW temperatures



Model		NRCB180DV	NRCB199DV	CB180DV	CB199DV
GQ Reference Number		GHQ-C2801WX-FF US	GHQ-C3201WX-FF US	N/A	N/A
Gas Input Rate (Domestic Hot Water Mode)	Max	180,000 BTUH	199,900 BTUH	180,000 BTUH	199,000 BTUH
	Min	18,000 BTUH	18,000 BTUH	18,000 BTUH	18,000 BTUH
Gas Input (Heating Mode)	Max	100,000 BTUH	120,000 BTUH	100,000 BTUH	120,000 BTUH
	Min	18,000 BTUH	18,000 BTUH	18,000 BTUH	18,000 BTUH
Hot Water Capacity Flow Rate	35° F Rise	9.8 GPM	11.1 GPM	9.1 GPM	9.3 GPM
	45° F Rise	7.5 GPM	8.4 GPM	7.2 GPM	7.8 GPM
	80° F Rise	4.3 GPM	4.7 GPM	4.0 GPM	4.3 GPM
Installation		Indoor / Outdoor with VCK-NRCB (sold separately)		Indoor Only	
Flue System		Sealed Combustion Direct Vent, Single Vent			
Gas Pressure	NG	3.5" WC-10.5" WC			
	LP	8.0" WC-14.0" WC			
Heat Exchanger	Primary	SS316L (Austenite)		SS304 (Austenite)	
	Secondary	SS316L (Austenite)		SS304 (Austenite)	
	Plate Type Heat Exchanger	SCR (Austenite)* *Stress Corrosion Resistant		SS304 (Austenite)	
DHW Heating Priority		Simultaneous Heating and Domestic Capable		DHW Priority	
AFUE		95%			
Wireless Compatible		In Development		No	

High Efficiency *Condensing*

EZ & NRC



Model	EZ111DV	NRC111DV	NRC111OD	EZ98DV	NRC98DV
GQ Reference Number	GQ-C3259WX-FF US	GQ-C3257WX-FF US	GQ-C3257WX US	GQ-C2859WX-FF US	GQ-C2857WS-FF US
Vent Type	Versatile Venting	DV	OD	Versatile Venting	DV
SV Conversion	Yes	Yes	N/A	Yes	Yes
Dimensions (Inches)	27.0 x 18.5 x 12.8	24.2 x 18.3 x 9.4	24.2 x 18.3 x 9.4	27.0 x 18.5 x 12.8	24.2 x 18.3 x 9.4
Weight (lbs)	81 lbs.	66 lbs.	66 lbs.	81 lbs.	66 lbs.
Min./Max. Btuh	18,000 - 199,900	16,000-199,900	16,000-199,900	18,000 - 180,000	16,000 - 180,000
UEF	0.96	0.91	0.91	0.96	0.91
Max. Hot Water Capacity	35° F Rise: 11.1 GPM			35° F Rise: 9.8 GPM	35° F Rise: 9.8 gpm
Water Inlet	3/4"				
Hot Water Outlet	3/4"				
Gas Inlet (1/2 in. capable)	3/4" (1/2 in. up to 40 ft.)			3/4" (1/2 in. up to 50 ft.)	
Temp. Settings	100-140° F (In 5° intervals)				115-140° F (In 5° Intervals)
Default Temp. Option	120, 125, 130, 140° F				
Warranty	25 Years Heat Exchanger, 5 year warranty on parts & 1 year reasonable labor	12-year warranty on heat exchanger, 5-year warranty on parts & 1-year reasonable labor (Residential Installs)		25 Years Heat Exchanger, 5 year warranty on parts & 1 year reasonable labor	12-year warranty on heat exchanger, 5-year warranty on parts & 1-year reasonable labor (Residential Installs)
Ultra Low NOx	Yes				
Quick Connect	Yes				
Remote Included	Yes				
Min/Max Flowrate	0.5 GPM / 11.1 GPM	0.5 GPM / 11.1 GPM	0.5 GPM / 11.1 GPM	0.5 GPM / 9.8 GPM	0.5 GPM / 9.8 GPM
Wireless Compatible	Yes				
High Altitude Approved	Up to 10,000 ft.	Up to 8,000 ft.	Up to 8,000 ft.	Up to 10,000 ft.	Up to 8,000 ft.
Mobile Home Approved	Yes (OD or DV Install Only)				
vv	2" or 3"	3" or 4"	No	2" or 3"	3" or 4"
Energy Star	Yes				
Pump Kit Compatible	Yes				

Vent Type

DV - PVC, CPVC, PP Vent
 SV - Stainless Steel Vent
 DVC - Concentric, Stainless Steel Vent
 OD - Outdoor Vent

Versatile Venting

See page 9-11

Approvals Residential





Model	NRC980D	NRC71DV	NRC710D	NRC66DV	NRC660D
GQ Reference Number	GQ-C2857WS US	N/A	N/A	N/A	N/A
Vent Type	OD	DV	OD	DV	OD
SV Conversion	N/A	Yes	N/A	Yes	N/A
Dimensions (Inches)	24.2 x 18.3 x 9.4	23.6 x 13.8 x 6.7	20.5 x 13.8 x 6.7	23.6 x 13.8 x 6.7	20.5 x 13.8 x 6.7
Weight (lbs)	66 lbs.	41 lbs.	40 lbs.	39 lbs.	36 lbs.
Min./Max. Btuh	16,000 - 180,000	15,000 - 157,000	15,000 - 157,000	15,000-120,000	15,000-120,000
UEF	0.92	0.89	0.89	0.89	0.89
Max. Hot Water Capacity	35°F Rise: 9.8 gpm	35°F Rise: 7.1 gpm	35°F Rise: 7.1 gpm	35°F Rise: 6.6 gpm	35°F Rise: 6.6 gpm
Water Inlet	3/4"				
Hot Water Outlet	3/4"				
Gas Inlet (1/2 in. capable)	3/4" (1/2 in. up to 50ft)	3/4" (1/2 in. up to 70ft)	3/4" (1/2 in. up to 70ft)	1/2" (1/2 in. up to 100 ft)	1/2" (1/2 in. up to 100 ft)
Temp. Settings	115-140°F (In 5° Intervals)				
Default Temp. Option	120, 125, 130, 140°F	120, 130, 135, 140°F			
Warranty	12-year warranty on heat exchanger, 5-year warranty on parts & 1-year reasonable labor (Residential Installs)				
Ultra Low NOx	Yes				
Quick Connect	Yes	No	No	No	No
Remote Included	Yes	Digital Display			
Min/Max Flowrate	0.5 GPM / 9.8 GPM	0.5 GPM / 7.1 GPM	0.5 GPM / 7.1 GPM	0.5 GPM / 6.6 GPM	0.5 GPM / 6.6 GPM
Wireless Compatible	Yes				
High Altitude Approved	Up to 8,000 ft.				
Mobile Home Approved	Yes (OD or DV Install Only)				
PVC	No	3"	No	3"	No
Energy Star	Yes				
Pump Kit Compatible	Yes	No			

For technical support, contact us at
(866)766-7489

Visit us at
Support.Noritz.com

Mid Efficiency *(non condensing)*



NR



Model	NR98DVC	NR98SV	NR98OD	NR83DVC	NR83OD	NR66OD	NR50OD
GQ Reference Number	GQ-2857WX-FFA US	GQ-2857WX-F US	GQ-2857WX US	GQ-2457WS-FFA US	GQ-2457WS US	N/A	N/A
Vent Type	DVC	SV	OD	DVC	OD	OD	OD
SV Conversion	N/A						
Dimensions (Inches)	24.2 x 13.8 x 9.4	24.2 x 13.8 x 9.4	24.2 x 13.8 x 9.4	24.2 x 13.8 x 9.4	24.2 x 13.8 x 9.4	20.5 x 13.8 x 6.7	20.5 x 13.8 x 6.7
Weight (lbs)	59 lbs.	54 lbs.	54 lbs.	49 lbs.	54 lbs.	35 lbs.	32 lbs.
Min./Max. Btuh	16,000 - 199,900	16,000 - 199,900	16,000 - 199,900	18,000 -180,000	18,000-180,000	15,000-140,000	15,000-120,000
UEF	0.81						
Max. Hot Water Capacity	35 °F Rise: 9.8 gpm	35 °F Rise: 9.8 gpm	35 °F Rise: 9.8 gpm	35 °F Rise: 8.3 gpm	35 °F Rise: 8.3 gpm	35 °F Rise: 6.6 gpm	35 °F Rise: 5.0 gpm
Water Inlet	3/4"						
Hot Water Outlet	3/4"						
Gas Inlet (1/2 in. capable)	3/4" (1/2 in. up to 40ft)	3/4" (1/2 in. up to 40ft)	3/4" (1/2 in. up to 40ft)	3/4" (1/2 in. up to 50ft)	3/4" (1/2 in. up to 50ft)	3/4" (1/2 in. up to 80ft)	1/2" (1/2 in. up to 100ft)
Temp. Settings	100-140 °F (In 5° Intervals)	100-140 °F (In 5° Intervals)	100-140 °F (In 5° Intervals)	115-140 °F (In 5° Intervals)	115-140 °F (In 5° Intervals)	115-140 °F (In 5° Intervals)	115-140 °F (In 5° Intervals)
Default Temp. Option	120, 125, 130, 140 °F	120, 125, 130, 140 °F	120, 125, 130, 140 °F	120, 125, 130, 140 °F	120, 125, 130, 140 °F	120, 130, 135, 140 °F	120, 130, 135, 140 °F
Warranty	12-year warranty on heat exchanger, 5-year warranty on parts & 1-year reasonable labor* (Residential Installs)						
Ultra Low NOx	Yes						
Quick Connect	Yes					No	No
Remote Included	Yes					Digital Display	Digital Display
Min/Max Flowrate	0.5 GPM / 9.8 GPM	0.5 GPM / 9.8 GPM	0.5 GPM / 9.8 GPM	0.5 GPM / 8.3 GPM	0.5 GPM / 8.3 GPM	0.5 GPM / 6.6 GPM	0.5 GPM / 5.0 GPM
Wireless Compatible	Yes	Yes	Yes	Yes	Yes	Yes	Yes
High Altitude Approved	Up to 8,000 ft.	Up to 8,000 ft.	Up to 8,000 ft.	Up to 8,000 ft.	Up to 8,000 ft.	Up to 8,000 ft.	Up to 8,000 ft.
Mobile Home Approved	Yes	No	Yes				
PVC	No						
Energy Star	No						
Bundle Kit	Yes	No	No	Yes	No	No	No
Pump Kit Compatible	Yes	Yes	Yes	Yes	Yes	No	No

Commercial Models



Commercial Models



Model	NCC3000D	NCC300DV	NCC199CDV	NC380SV	NC199DVC	NC1990D
GQ Reference Number	GQ-C5032WZ US	GQ-C5032WZ-FF US	GQ-C3260WZ-FF US	N/A	GQ-2857WZ-FFA US	GQ-2857WZ US
SV Conversion	N/A	Yes	Yes	No	N/A	N/A
Vent Type	OD	DV	DV / OD	SV	DVC	OD
Dimensions (Inches)	32.7 x 18.9 x 14.2	32.7 x 18.9 x 14.2	27.0 x 18.5 x 14.1	29.7 x 19.1 x 11.8	24.2 x 18.3 x 11.0	23.6 x 13.8 x 9.4
Weight (lbs)	108 lbs.		70 lbs.	106 lbs.	58 lbs.	54 lbs.
Min./Max. Btuh	15,000 - 300,000		18,000 - 199,900	22,500 - 380,000	16,000 - 199,900	16,000 - 199,900
Thermal Efficiency / UEF	97%		0.97 UEF	NG: 80% LP: 81%	0.81 UEF	0.81 UEF
Max. Hot Water Capacity	35° F Rise: 13.2 GPM		35° F Rise: 11.1 GPM	35° F Rise: 13.2 GPM	35° F Rise: 9.8 GPM	35° F Rise: 9.8 GPM
Water Inlet	1"		3/4"	1"	3/4"	3/4"
Hot Water Outlet	1"		3/4"	1"	3/4"	3/4"
Gas Inlet (1/2 in. capable)	3/4"		3/4"	3/4"	3/4"	3/4"
Temp. Settings	100-150° F (In 5° F Intervals), 160, 170, 185° F			100-150° F (In 5° F Intervals), 160, 170, 180° F	100-150° F (In 5° F Intervals), 160, 170, 185° F	
Default Temp. Option	N/A			120, 130, 140, 180° F	120, 130, 140, 185° F	
Warranty	5-year warranty on heat exchanger, 5-year warranty on parts & 1-year reasonable labor*		10-year warranty on heat exchanger , 5-year warranty on parts & 1-year reasonable labor*	5-year warranty on heat exchanger, 5-year warranty on parts & 1-year reasonable labor*		
Ultra Low NOx	Yes			No	Yes	
Quick Connect				Yes		
Remote Included				Yes		
Min/Max Flowrate	0.5 GPM / 13.2 GPM		0.5 GPM / 11.1 GPM	0.7 GPM / 13.2 GPM	0.5 GPM / 9.8 GPM	
High Altitude Approved	Up to 4,500 ft.		Up to 10,000 ft.	Up to 8,000 ft.		
Wireless Compatible				Yes		
Common Vent Capable	No		Up to 6 Units	No		
Commercial Energy Star	Yes		No			
PVC	No	Yes		No		
ASME	No			Yes	No	

APPROVALS

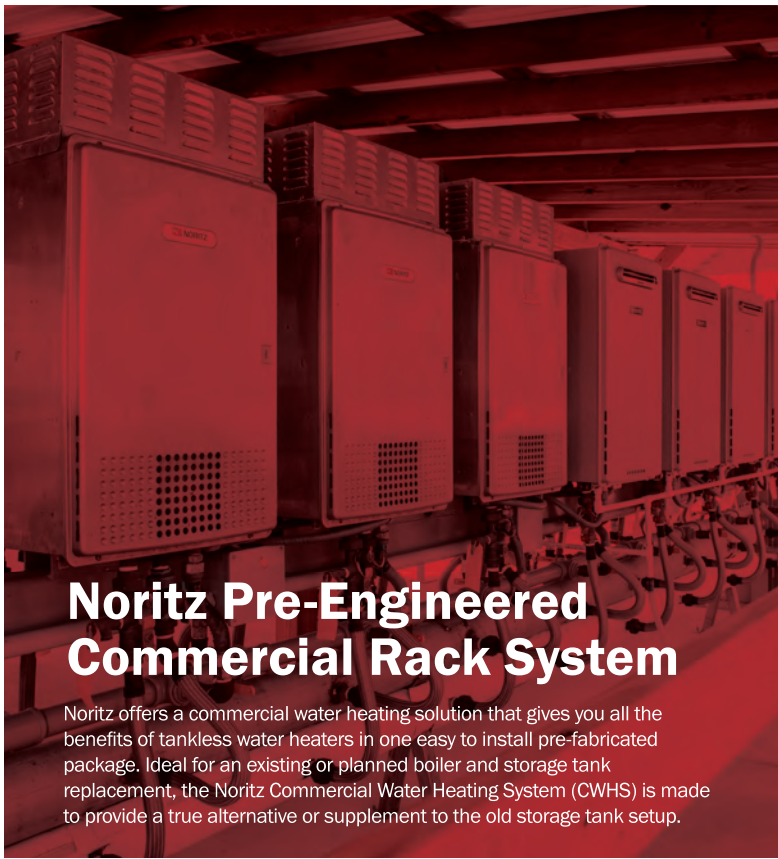
Commercial



Add "-NG" or "-LP" to the end of the model number to specify gas type.

*Refer to our warranty terms & conditions for more details.

*Disclaimer: For units with more output than 200,000 BTUH, please check with your local boiler inspector to verify if ASME is required in your state.



Noritz Pre-Engineered Commercial Rack System

Noritz offers a commercial water heating solution that gives you all the benefits of tankless water heaters in one easy to install pre-fabricated package. Ideal for an existing or planned boiler and storage tank replacement, the Noritz Commercial Water Heating System (CWHS) is made to provide a true alternative or supplement to the old storage tank setup.

FLEXIBILITY

The CWHS offers unmatched versatility and flexibility compared against a boiler or storage system.

The CWHS was designed with building logistics in mind: at 30" in depth, the CWHS can fit through any standard 32" doorway, along with built-in bolts for easy hoisting¹. Able to be installed indoors or outdoors, floor-mounted or wall-mounted, the possibilities for reducing building footprint are extensive. Indoor installations can be vented with PVC, CPVC, or PP, either horizontally or vertically, and convertible to allow either room air or direct vent combustion air options.

EFFICIENCY

Each CWHS comes standard with the ultra-efficient NCC199CDV model unit, rated at 0.96 UEF. Fully modulating, with turn-down ratios of up to 67:1², the CWHS system provides exceptional energy savings potential over a storage tank set up.

With all of these benefits plus the Noritz trademark quality, the Noritz CWHS provides a true business-friendly replacement for any existing system.

REDUNDANCY

Built-in redundancy from using multiple Noritz water heaters ensures continuous hot water, even in the worst case of a unit going down. Isolation valves (included) allow for easy maintenance or service without interrupting hot water service to the rest of the building. The pre-installed (included) system controller monitors and controls the units to ensure even wear and proper operation of each unit.

With the optional wireless adapter³, you can further enhance system reliability by monitoring the units at the touch of a finger and receiving service alerts automatically.

¹Floor mounted racks only

²With one 6 unit system CWHS rack. Multiple racks can be combined together to get turndown ratios of up to 300:1 with 24 units and the SC-401-24M system controller.

³NWCC-ADAPTER

NCC199CDV

Common Vent
Wall Hanging Racks

Wall
Hanging
Racks



Rack Series	CWHS501 (LP) CWHS601 (NG)	CWHS502 (LP) CWHS602 (NG)
Water Heater	NCC199CDV	
System Dimension	45.5" (L) x 68.5" (H) x 15.0" (D)	70.0" (L) x 68.5" (H) x 15.0" (D)
Fully Assembled Weight (lbs.)	240 lbs.	370 lbs.
Shipping Weight (lbs.)	369 lbs.	518 lbs.
Frame Specifications		
Frame Rail Type	1 5/8" Square Slot Metal	
Frame Material	14 Gauge Aluminum	
Frame Finish	Aluminum	
Color	Aluminum	
Water and Gas Connections		
Hot Water Trunk Line Diameter (In.)	1 1/2"	2
Cold Water Trunk Line Diameter (In.)	1 1/2"	2
Hot Water Trunk Line Material	Type L Copper (Rigid)	
Cold Water Trunk Line Material	Type L Copper (Rigid)	
Gas Trunk Line Diameter (In.)	1 1/4"	
Gas Trunk Line Material	Powder Coated SCH 40 Steel	
Gas Branch Line Material	PVC over CSST	
Electrical Specifications		
Voltage	120 VAC (60 Hz)	
Max Current Draw (amp)	8	12
System Performance		
Quantity of Units	2	3
Hot Water Capacity @ 30° F rise (GPM)	22.2	33.3
Hot Water Capacity @ 70° F rise (GPM)	11.2	16.8
Hot Water Capacity @ 100° F rise (GPM)	8.0	12.0
Minimum (Btuh)	18,000	
Maximum (Btuh)	399,800	599,700
UEF	0.96	
Other Features		
Warranty	10 YEARS HEAT EXCHANGER, 5 years parts, 1 year labor	
High Altitude	Up to 10,000 feet	
Wireless Ready	Yes	
Common Vent Compatible	Yes	

NCC199CDV

Common Vent
Floor Mounted Racks



Floor Mounted Racks



Rack Series	CWHS503 (LP) CWHS603 (NG)	CWHS504 (LP) CWHS604 (NG)	CWHS505 (LP) CWHS605 (NG)	CWHS506 (LP) CWHS606 (NG)	CWHS507 (LP) CWHS607 (NG)	CWHS508 (LP) CWHS608 (NG)	CWHS509 (LP) CWHS609 (NG)
Water Heater	NCC199CDV						
System Dimension	45.5" (L) x 68.5" (H) x 30.0" (D)				70.0" (L) x 68.5" (H) x 30.0" (D)		
Fully Assembled Weight (lbs.)	322 lbs.	403 lbs.	484 lbs.	492 lbs.	654 lbs.	735 lbs.	
Shipping Weight (lbs.)	451 lbs.	532 lbs.	613 lbs.	640 lbs.	802 lbs.	883 lbs.	
Frame Specifications							
Frame Rail Type	1 5/8" x 4 7/8" Slot Metal						
Frame Material	14 Gauge Aluminum						
Frame Finish	Aluminum						
Color	Aluminum						
Water and Gas Connections							
Hot Water Trunk Line Diameter (In.)	2"			2 1/2"			
Cold Water Trunk Line Diameter (In.)	2"			2 1/2"			
Hot Water Trunk Line Material	Type L Copper (Rigid)						
Cold Water Trunk Line Material	Type L Copper (Rigid)						
Gas Trunk Line Diameter (In.)	1 1/4"			1 1/2"			
Gas Trunk Line Material	Powder Coated SCH 40 Steel						
Gas Branch Line Material	PVC over CSST						
Electrical Specifications							
Voltage	120 VAC (60 Hz)						
Max Current Draw (amp)	8	12	16	12	20	24	
System Performance							
Quantity of Units	2	3	4	3	5	6	
Hot Water Capacity @ 30° F rise (GPM)	22.2	33.3	44.4	33.3	55.5	66.6	
Hot Water Capacity @ 70° F rise (GPM)	11.2	16.8	22.4	16.8	28.0	33.6	
Hot Water Capacity @ 100° F rise (GPM)	8.0	12.0	16.0	12.0	20.0	24.0	
Minimum (Btuh)	18,000						
Maximum (Btuh)	399,800	599,700	799,600	599,700	999,500	1,199,400	
UEF	0.96						
Other Features							
Warranty	10 YEARS HEAT EXCHANGER , 5 years parts, 1 year labor						
High Altitude	Up to 10,000 feet						
Wireless Ready	Yes						
Common Vent Compatible	Yes						

SIZING CHARTS



TEMPERATURE RISE

Temp Rise (F°)	Commercial				Residential														
	Condensing		Non-Condensing		Condensing											Non-Condensing			
	NCC300	NCC199CDV	NC380	NC199	EZ111	NRCR111	NRC111	NRCP111	EZ98	NRCP98	NRC98	NRCR92	NRC71	NRC66 NRC63-FSV	NR98	NR83	NR66	NR50	
30	13.2	11.1	13.2	9.8	11.1	11.1	11.1	11.1	9.8	9.6	9.8	9.2	7.1	6.6	9.8	8.3	6.6	5.0	
35	13.2	11.1	13.2	9.6	11.1	11.1	10.9	10.8	9.8	9.6	9.6	9.2	7.1	6.4	9.6	8.3	6.6	5.0	
40	13.2	9.8	13.2	8.4	9.8	9.7	9.3	9.6	8.6	8.7	8.4	8	7.1	5.5	8.4	7.6	5.8	5.0	
45	12.4	8.7	13.2	7.5	8.7	8.6	8.4	8.6	7.6	7.8	7.4	7.1	6.5	4.9	7.5	6.7	5.3	4.2	
50	11.6	7.8	12.2	6.7	7.8	7.8	7.4	7.7	6.9	7.0	6.7	6.4	5.8	4.4	6.7	6.1	4.6	3.9	
55	10.6	7.1	11.1	6.1	7.1	7.1	6.9	6.9	6.3	6.3	6.1	5.8	5.3	4.1	6.1	5.5	4.3	3.7	
60	9.7	6.5	10.1	5.6	6.5	6.5	6.2	6.3	5.7	5.8	5.6	5.3	4.9	3.7	5.6	5.0	3.8	3.3	
65	9.0	6.0	9.4	5.2	6.0	6	5.8	5.8	5.3	5.4	5.2	4.9	4.5	3.4	5.2	4.7	3.6	3.1	
70	8.3	5.6	8.7	4.8	5.6	5.5	5.3	5.4	4.9	4.9	4.8	4.6	4.2	3.2	4.8	4.3	3.3	2.8	
75	7.8	5.2	8.1	4.5	5.2	5.2	5.1	5.0	4.6	4.7	4.5	4.3	3.9	3.0	4.5	4.0	3.1	2.7	
80	7.3	4.9	7.6	4.2	4.9	4.8	4.6	4.7	4.4	4.2	4.2	4	3.7	2.8	4.2	3.8	2.9	2.5	
85	6.8	4.6	7.2	4.0	4.6	4.6	4.5	4.4	4.1	4.1	3.9	3.8	3.4	2.6	4.0	3.6	2.8	2.4	
90	6.5	4.4	6.8	3.7	4.4	4.3	4.1	4.2	3.8	3.8	3.7	3.6	3.2	2.5	3.7	3.4	2.6	2.2	
95	6.1	4.1	6.4	3.5	4.1	4.1	4.0	4.0	3.6	3.7	3.5	3.4	3.1	2.3	3.5	3.2	2.5	2.1	
100	5.8	3.9	6.1	3.4	3.9	3.9	3.7	3.7	3.4	3.5	3.4	3.2	2.9	2.2	3.4	3.0	2.3	2.0	

TEMPERATURE RISE - BOILERS

Temp Rise (F°)	Boilers			
	CB199	CB180	NRCB199	NRCB180
30	9.3	9.1	11.1	9.8
35	9.3	9.1	10.8	9.8
40	8.6	8.3	9.5	8.5
45	7.8	7.2	8.4	7.5
50	7.0	6.5	7.6	6.8
55	6.4	5.9	6.9	6.2
60	5.8	5.4	6.3	5.7
65	4.3	5.0	5.8	5.3
70	4.9	4.6	5.4	4.9
75	4.6	4.3	5.0	4.6
80	4.3	4.0	4.7	4.3
85	4.1	3.8	4.4	4.0
90	3.8	3.6	4.2	3.8
95	3.5	3.4	4.0	3.6
100	3.2	3.2	3.8	3.4

SIZING CHART

MODEL	SUMMER WATER SUPPLY (70°F)		WINTER WATER SUPPLY (45°F)	
	NC380		5.3 SHOWERS AT 13.2 GPM	
NCC300		5.3 SHOWERS AT 13.2 GPM		3.5 SHOWERS AT 8.75 GPM
NRCR111, NRC111, NCC199, NRCP111, CB199, EZ111, NRCB199		4.1 SHOWERS AT 10.6 GPM		2.5 SHOWERS AT 6.2 GPM
NRC98, NR98, NC199, NRCP98, CB180, EZ98, NRCB180		3.7 SHOWERS AT 9.2 GPM		2.2 SHOWERS AT 5.6 GPM
NR83		3.3 SHOWERS AT 8.1 GPM		2.0 SHOWERS AT 5.0 GPM
NRCR92, NRC71		3.1 SHOWERS AT 7.8 GPM		2.0 SHOWERS AT 4.8 GPM
NR66, EZTR40		2.6 SHOWERS AT 6.6 GPM		1.5 SHOWERS AT 3.8 GPM
NR50		2.0 SHOWERS AT 5.0 GPM		1 SHOWER AT 3.3 GPM

VENTING TYPE

	Residential Models											Commercial Models			
	NR83	NR98	NRC66	NRC71	NRC98	NRC111	EZTR40	EZ98 EZ111	NRCP	NRCB	NRCR	NCC199	NC199	NCC300	NC380
	DVC	DVC	SV	DV	DV	DV	DV	SVF	DV	DV	DV	CDV	DVC	DV	SV
4" CAT III Vent			✓												
5" CAT III Vent														✓	✓
Concentric SS Vent	✓	✓											✓		
Flex Vent								✓	✓		✓				
2" Flex Pipe								✓	✓						
2" PVC Vent								✓	✓	✓	✓	✓			
3" PVC Vent				✓	✓	✓	✓	✓	✓	✓	✓	✓			
4" PVC Vent					✓	✓								✓	

GAS SIZING CHARTS



Length (Including fittings)

Pipe Size	10'	20'	30'	40'	50'	60'	70'	80'	90'	100'	125'
	3m	6m	9m	12m	15m	18m	21m	24m	27m	30m	38m
3/4"	360	247	199	170	151	137	126	117	110	104	92
1"	678	466	374	320	284	257	237	220	207	195	173
1 1/4"	1,390	957	768	657	583	528	486	452	424	400	355
1 1/2"	2,090	1,430	1,150	985	873	791	728	677	635	600	532
2"	4,020	2,760	2,220	1,900	1,680	1,520	1,400	1,300	1,220	1,160	1,020
2 1/2"	6,400	4,400	3,530	3,020	2,680	2,430	2,230	2,080	1,950	1,840	1,630
3"	11,300	7,780	6,250	5,350	4,740	4,290	3,950	3,670	3,450	3,260	2,890
4"	23,100	15,900	12,700	10,900	9,660	8,760	8,050	7,490	7,030	6,640	5,890

Table 1.

For less than 8" WC initial supply pressure

Maximum natural gas delivery capacity (0.5" Pressure Drop)
[Schedule 40 Metallic Pipe]

Values in Table are in Cubic Feet of Gas per Hour (0.60 Specific Gravity, 0.5" Pressure Drop, inlet pressure less than 2 psi). Contact your gas supplier for BTU/Cubic Foot ratings. For simplification of your calculations, 1 Cubic Foot of Gas is approximately equivalent to 1000 BTU.

Length (Including fittings)

Pipe Size	10'	20'	30'	40'	50'	60'	70'	80'	90'	100'	125'
	3m	6m	9m	12m	15m	18m	21m	24m	27m	30m	38m
1/2"	454	312	250	214	190	172	158	147	138	131	116
3/4"	949	652	524	448	397	360	331	308	289	273	242
1"	1,787	1,228	986	844	748	678	624	580	544	514	456
1 1/4"	3,669	2,552	2,025	1,733	1,536	1,392	1,280	1,191	1,118	1,056	936
1 1/2"	5,497	3,778	3,034	2,597	2,302	2,085	1,919	1,785	1,675	1,582	1,402
2"	10,588	7,277	5,844	5,001	4,433	4,016	3,695	3,437	3,225	3,046	2,700
2 1/2"	16,875	11,598	9,314	7,971	7,065	6,401	5,889	5,479	5,140	4,856	4,303
3"	29,832	20,503	16,465	14,092	12,489	11,316	10,411	9,865	9,087	8,584	7,608
4"	43,678	30,020	24,107	20,632	18,286	16,569	15,243	14,181	13,305	12,568	11,139

Table 2.

For 8" WC - 10.5" WC initial supply pressure

Maximum natural gas delivery capacity (3.0" Pressure Drop)

Values in Table are in Cubic Feet of Gas per Hour (0.60 Specific Gravity, 3.0" Pressure Drop, 8.0" WC or greater supply pressure, inlet pressure less than 2 psi). Contact your gas supplier for BTU / Cubic Foot ratings. For simplification of your calculations, 1 Cubic Foot of Gas is approximately equivalent to 1000 BTU

Length (Including fittings)

Pipe Size	10'	20'	30'	40'	50'	60'	80'	100'	125'	150'	175'	200'
	3m	6m	9m	12m	15m	18m	24m	30m	38m	45m	53m	60m
1/2"	291	200	160	137	122	110	101	94	89	84	74	67
3/4"	608	418	336	287	255	231	212	197	185	175	155	140
1"	1,150	787	632	541	480	434	400	372	349	330	292	265
1 1/4"	2,350	1,620	1,300	1,110	985	892	821	763	716	677	600	543
1 1/2"	3,520	2,420	1,940	1,660	1,480	1,340	1,230	1,140	1,070	1,010	899	814
2"	6,790	4,660	3,750	3,210	2,840	2,570	2,370	2,200	2,070	1,950	1,730	1,570

Table 3.

Maximum Undiluted Propane (LP) Delivery Capacity in Thousands of BtuH (0.5" WC Pressure Drop)
[Schedule 40 Metallic Pipe]

For reference only. Please consult gas pipe manufacturer for actual pipe capacities.

ACCESSORIES

All Noritz accessories are engineered for use with Noritz Tankless Heaters



RPK-EXT External Recirculation Pump

Model Number	Description	Qty.
RPK-EXT	External recirculation pump kit with remote ² (condensing/non-condensing) ¹	1

¹Applicable Models (both LP and NG):

NR83DVC, NR98DVC, NR98SV, NRC98DV, NRC111DV, EZ98DV, EZ111DV, EZTR50, EZTR75

Outdoor Models (kit must be installed INDOORS only):

NR830D, NR980D, NRC980D, NRC1110D, EZ98DV/EZ111DV (with Outdoor Vent Cap)

²Includes External Remote for daily pump scheduling



H2F H2Flow Water Treatment

Model Number	Description	Qty.
CH2F.***	Commercial H2Flow	**
H2F	H2Flow Anti Scale System	1
H2F-C	H2Flow Replacement Cartridge	1

**Call for commercial sizing



SS Scale Shield Water Treatment

Model Number	Description	Qty.
SS-HB-1	Water treatment for all models up to 9.8 GPM	1
SS-HB-2	Water treatment for NC380 ¹ and NCC300 Series	1
HBC-1	Refill cartridge for SS-HB-1	1
HBC-2	Refill cartridge for SS-HB-2	1

¹Two needed for this model. Only for up to 10 GPM



IK-WV Isolator Valve Kit

Model Number	Description	Qty.
IK-WV-200-1-SW-LF	Lead Free 3/4" sweat iso valve kit with male 500K Btuh Pressure Relief Valve	1
IK-WV-200-1-TH-LF	Lead Free 3/4" threaded iso valve kit with male 500K Btuh Pressure Relief Valve	1
IK-WV-300-1-SW-LF	Lead Free 1" sweat iso valve kit with male 500K Btuh Pressure Relief Valve for NC380 & NCC300	1
IK-WV-300-1-TH-LF	Lead Free 1" threaded iso valve kit with male 500K Btuh; Pressure Relief Valve for NC380 & NCC300	1



NC1S / NT20A
Condensate Neutralizer Kit (External)

Model Number	Description	Qty.
NC-1S	Residential condensate neutralizer kit for NRC111, NRC98, NRC711, NRC66, NRCP, EZTR40, CB, EZ98, EZ111, NRCB, and NRRC	1
NT20A¹	Commercial condensate neutralizer kit for NC199, NCC199CDV, and NC380 series	1

¹NT20A for commercial only



PC-#
Pipe Cover

Model Number	Description	Qty.
PC-1S	Pipe Cover (NRC66, NRC71, NR50, NR66, NR501OD)	1
PC-2S	Pipe Cover (NR98SV/OD, NR83OD)	1
PC-2S-GRY	Stone gray pipe cover for NC199OD	1
PC-3S	Pipe cover (NRC98DV/OD & NRC111DV/OD)	1
PC-4S-SUS	Stainless steel PC for NC380SV	1
PC-5S	Pipe cover for NR98DVC & NR83DVC	1
PC-5S-GRY	Stone gray pipe cover for NC199DVC	1
PC-6S	Pipe cover (NCC199CDV, EZ111DV, EZ98DV)	1
PC-7S	Pipe cover for NCC300 OD/DV	1
PC-8S	Pipe cover for NRCP	1
PC-9S	Pipe cover for NRCP (2019)	1
PC-10S	Pipe cover for NRRC	1

MR-2
Commercial Multi-Rack System



Model Number	Description	Qty.
MR-2	Commercial multi-rack system ¹	1

¹Fits 2 heaters, front and back
Refer to page 18 for complete accessories compatibility chart.



RC-#
Remote Controller

Model Number	Description	Qty.
RC-7650M	Remote controller for NC380 (C°) (Canada only)	1
RC-7651M	Remote controller (all residential models)	1
RC-9018M	Commercial remote controller	1

Remotes will require a remote cord



QC-#
Quick Connect Cable

Model Number	Description	Qty.
QC-1	Quick connect cable for NC380 ¹	1
QC-2	Quick connect cable (NR83, NR98, NRC111, NRC98, NCC199, NC199, EZ98, EZ111, NCC300, NRRC) [*]	1
QC-NRCP	Quick connect cable for NRCP111 & NRCP98	1

¹Up to 2 units only

ACCESSORIES

All Noritz accessories are engineered for use with Noritz Tankless Heaters



RB-#

Recess Box

Model Number	Description	Qty.
RB-510	Recess box for NRC66, NR50, NR66, NRC71	1
RB-700-1	Recess box for NR98 and NR83	1
RB-900-1	Recess box for NRC111 and NRC98	1

For OD models only



RC-CORD

Remote Controller Cord

Model Number	Description	Qty.
RC-CORD10	10 feet in length	1
RC-CORD26	26 feet in length	1



MK-#

Manifold Kit

Model Number	Description	Qty.
MK-CB-1	Manifold kit for CB model	1
MK-NRCB-1	Manifold kit for NRCB model	1



NWC-ADAPTER

Wireless Adapter

Model Number	Description	Qty.
NWC-ADAPTER	Wireless adapter (NAW-1 US) for current tankless models	1

*Not compatible with NRCP, NRCB, and CB models.

Refer to page 18 for complete accessories compatibility chart.



NWCC-ADAPTER

Commercial Wireless Adapter

Model Number	Description	Qty.
NWCC-ADAPTER	Wireless adapter for current commercial tankless models	1

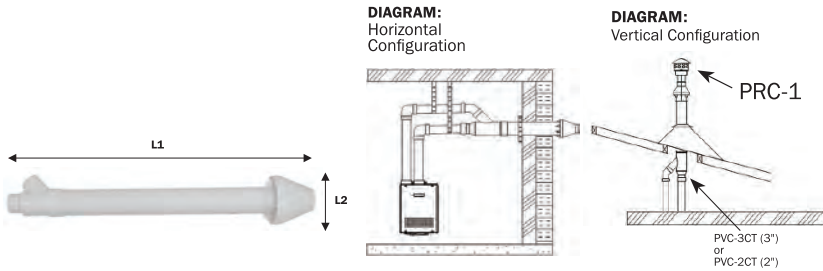


SC-#

System Controller

Model Number	Description	Qty.
SC-201-6M	System controller for up to 6 units for the NC380 series	1
SC-201-12M	System controller for up to 12 units for the NC380 series	1
SC-201-24M	System controller for up to 24 units for the NC380 series	1
SC-401-6M	System controller for up to 6 units for the NCC199 & NCC300 series	1
SCU-401-12M	System controller for up to 12 units for the NCC199 & NCC300 series	1
SCU-401-24M	System controller for up to 24 units for the NCC199 & NCC300 series	1
SC-401-6M-EXT	System controller for up to 6 units for the NC199	1
SC-401-6M-WIFI	System controller bundle w/ NWCC Adapter and System Controller for NCC199CDV (6 units)	1
SCU-401-12M-WIFI	System controller bundle w/ NWCC Adapter and System Controller for NCC199CDV (12 units)	1
SCU-401-24M-WIFI	System controller bundle w/ NWCC Adapter and System Controller for NCC199CDV (24 units)	1

PVC Vent Accessories



PVC-#CT

PVC Concentric horizontal termination kit

Model Number	Description	L1	L2	Qty.
PVC-2CT	2" PVC Concentric Termination	41"	7.38"	1
PVC-3CT	3" PVC Concentric Termination	48"	8.75"	1

PVC-UCVK

Universal Concentric Vent Termination Kit

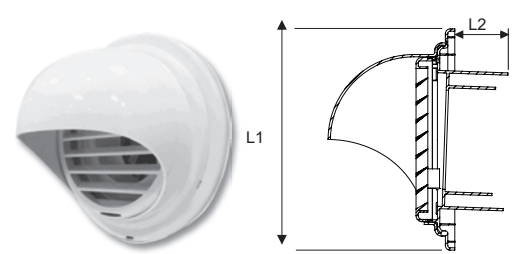
Model Number	Description	L1	L2	L3	Qty.
PVC-UCVK	Universal Concentric Vent Termination Kit	31"	20"	4.5"	1



PVC-#LPT

Low Profile Vent

Model Number	Description	L1	L2	Qty.
PVC-2LPT	Low Profile Vent (2")	2.37"	2.37"	1
PVC-3LPT	Low Profile Vent (3")	3.50"	3.38"	1




PVT-HL

Plastic Horizontal Termination

Model Number	Description	L1	L2	Qty.
PVT-HL¹	2" PVC ²	7.5"	2.0"	6
	3" PVC			
	4" PVC			

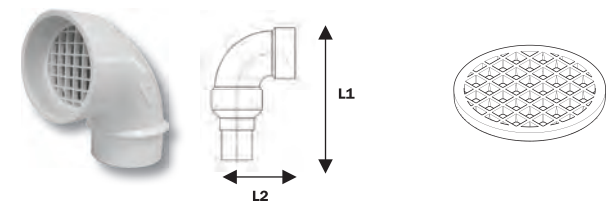
¹Not approved for Canada
²Needs 2" reducer



VT#-PVCS

Stainless Steel Bird Screen for PVC Termination

Model Number	Description	L1	L2	Qty.
VT2-PVCS	2" PP	2"	3"	6
VT3-PVCS	3" Stainless Steel	2.8"	3"	6
VT4-PVCS	4" Stainless Steel	4.5"	3"	6



SV-CK-#

DV to SV Conversion Kit

Model Number	Description	L1	L2	Qty.
SV-CK-2	2" PVC (EZ/CDV)	10.4"	6.7"	1
SV-CK-3	3" PVC (NRC)	6.7"	6.4"	1
SV-CK-4	4" PVC (NCC300)	2.85"	2.96"	1
SV-CKM-23	2" or 3" (Screen Only)	-	-	1



PRC-1
Plastic Rain Cap

Model Number	Description	L1	L2	Qty.
PRC-1	2" (NRCP ¹ & CB Series ² , EZ98, EZ111, NCC199CDV)	7.7"	6.2"	1
	3" (For NRC111, NCC199, NRC98, NRC71, NRC66, NRCP, NRCB, NCC199CDV, & CB Series)			
	4" (For NRC111, NCC199, NRC98, NCC300)			

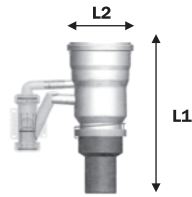
¹Requires 3x2" PVC bushing (Not sold through Noritz)

² Not approved for Canada




VK4-PVC2SUS
4" Adapter

Model Number	Description	Qty.
VK4-PVC2SUS	Convert from 4" for PVC to 4" single-wall stainless steel venting	1
PVC4XVP5-ADAPT	4" for PVC to 5" stainless steel vent adapter (NCC300)	1



CDVNRVK
Common vent non-return valve kit

Model Number	Description	L1	L2	Qty.
CDVNRVK	Common vent non-return valve kit for EZ and CDV units	13.6	5.0	1



CR#-PVC
Cosmetic Ring

Model Number	Description	Qty.
CR3-PVC	3" Cosmetic ring for PVC	1
CR4-PVC	4" Cosmetic ring for PVC	1



CDV2X4-ADAPT
Common vent air intake 2-4" increaser

Model Number	Description	Qty.
CDV2x4-ADAPT	Common vent air intake, 2-4" increaser for EZ and CDV units	1



PP4XPVC-ADAPT
4" PP to 4" PVC adapter

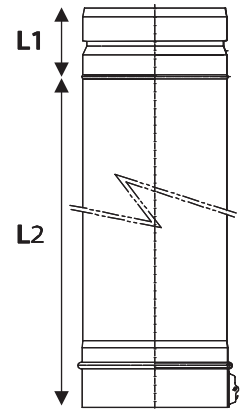
Model Number	Description	Qty.
PP4XPVC-ADAPT	4" PP to 4" PVC Adapter for EZ and CDV units	1

Single Wall Vent Accessories

VP#-#STR

Rigid vent pipe stainless steel single-wall

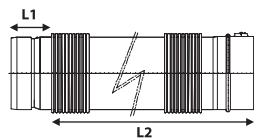
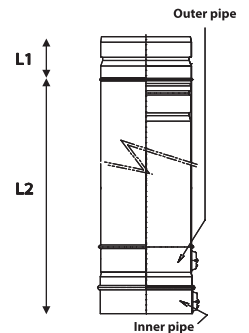
Model Number	Venting Series	L1	L2	Qty.
VP4-6STR	4" SUS	2.1"	6"	6
VP4-12STR	4" SUS	2.1"	12"	6
VP4-24STR	4" SUS	2.1"	24"	6
VP4-36STR	4" SUS	2.1"	36"	6
VP4-48STR	4" SUS	2.1"	48"	6
VP5-6STR	5" SUS	2.7"	6"	6
VP5-12STR	5" SUS	2.7"	12"	6
VP5-24STR	5" SUS	2.7"	24"	6
VP5-36STR	5" SUS	2.7"	36"	6
VP5-48STR	5" SUS	2.7"	48"	6



VP#-#ADJ

Adjustable vent pipe stainless steel single wall

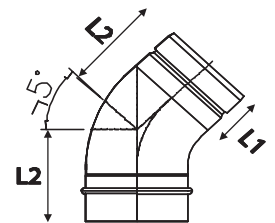
Model Number	Venting Series	L1	L2	Qty.
VP4-9.4ADJ	4" SUS	2.1"	6.8 - 9.1"	6
VP4-13.4ADJ	4" SUS	2.1"	9.5 - 14.6"	6
VP4-21.4ADJ	4" SUS	2.1"	15.4 - 26.5"	6
VP4-60ADJ	4" SUS	2.1"	36-60"	6
VP5-9.4ADJ	5" SUS	2.7"	6.8 - 9.1"	6
VP5-13.4ADJ	5" SUS	2.7"	9.5 - 14.6"	6
VP5-21.4ADJ	5" SUS	2.7"	15.4 - 26.5"	6



VP#-18FLEX

Semi-flexible vent pipe stainless steel single wall

Model Number	Venting Series	L1	L2	Qty.
VP4-18FLEX	4" SUS	2.1"	16.75"	6
VP5-18FLEX	5" SUS	2.1"	16.75"	6

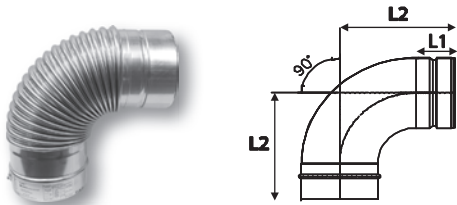


VP#-45ELB

45° Vent pipe elbow stainless steel single-wall

Model Number	Venting Series	L1	L2	Qty.
VP4-45ELB	4" SUS	2.1"	4.0"	6
VP5-45ELB	5" SUS	2.7"	5.4"	6

4" SUS	For NR98SV
5" SUS	For NC380 Series
Concentric SUS	For DVC Series

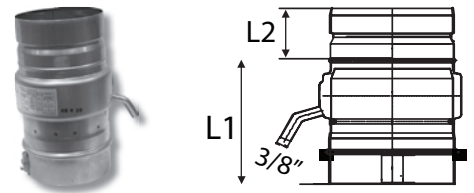


VP#-90ELB

90° Vent pipe elbow stainless steel single wall

Model Number	Venting Series	L1	L2	Qty.
VP4-90ELB	4" SUS	2.1"	6.2"	6
VP5-90ELB	5" SUS	2.7"	7.9"	6

*Non-flexible

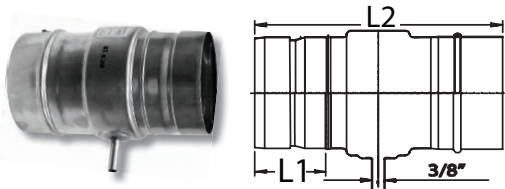


DT#-V

Vent pipe vertical drain tee stainless steel single wall

Model Number	Venting Series	L1	L2	Qty.
DT4-V	4" SUS	5.1"	2.1"	6
DT5-V	5" SUS	6.2"	2.1"	6

*Non-flexible

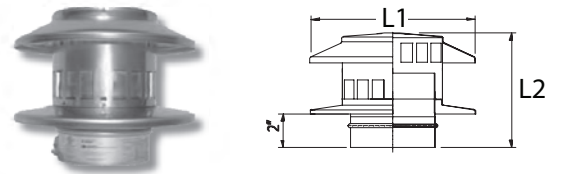


DT#

Vent pipe horizontal drain tee stainless steel single-wall

Model Number	Venting Series	L1	L2	Qty.
DT4	4" SUS	2.1"	7.2"	6
DT5	5" SUS	2.1"	8.0"	6

*Non-flexible

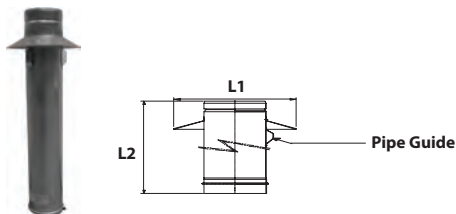


RC#

Vent pipe rain cap stainless steel single wall

Model Number	Venting Series	L1	L2	Qty.
RC4	4" SUS	7.8"	6.6"	6
RC5	5" SUS	11"	7.2"	6

*Non-flexible



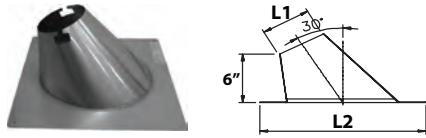
SCP5

Storm collar vent pipe stainless steel single wall

Model Number	Venting Series	L1	L2	Qty.
SCP5	5" SUS	8.8"	25.2"	6

4" SUS	For NR98SV
5" SUS	For NC380 Series
Concentric SUS	For DVC Series

Single Wall Vent Accessories



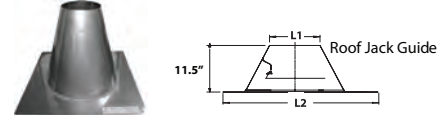
ARF#

Angled roof flashing stainless steel single-wall

Model Number	Venting Series	L1	L2	Qty.
ADJRF34 ²	4" ¹	5.7"	14.3"	1
ARF5	5" SUS	7"	18"	1
CARF-1	Concentric SUS*	8"	16"	1

¹Galvalume for ADJRF34

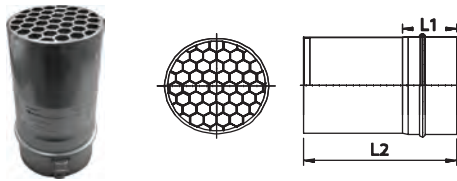
²0-45 degree roof pitch



FRF5

Stainless steel flat roof flashing stainless steel single-wall

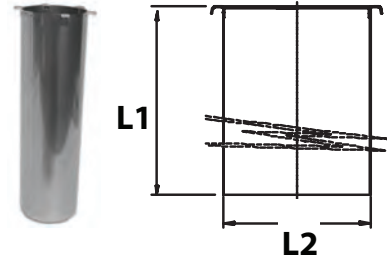
Model Number	Venting Series	L1	L2	Qty.
FRF5	5" SUS	6.3"	18"	1



VT#-S

Straight termination w/ birdscreen stainless steel single-wall vent pipe

Model Number	Venting Series	L1	L2	Qty.
VT4-S	4" SUS	2.1"	6.2"	6
VT5-S	5" SUS	2.7"	7.9"	6

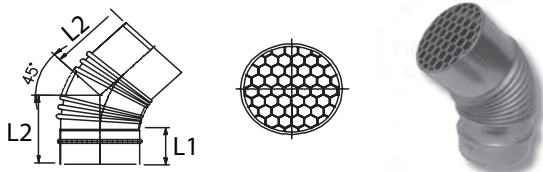


RJ#

Roof Jack

Model Number	Venting Series	L1	L2	Qty.
ADJRJ34 ¹	4"	18.2"	4.6"	6
RJ5	5" SUS	18"	6"	6

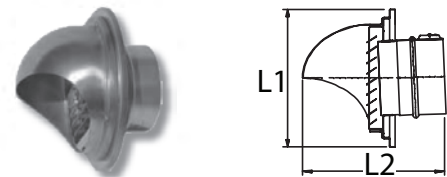
¹Galvalume for ADJRF34



VT#-S45

45° Vent pipe termination w/ birdscreen stainless steel single-wall

Model Number	Venting Series	L1	L2	Qty.
VT4-S45	4" SUS	2.1"	4"	6
VT5-S45	5" SUS	2.7"	5.4"	6

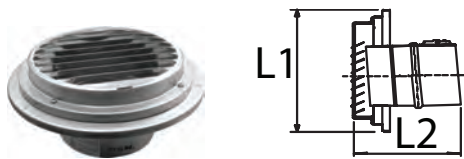


VT#-SH

Vent pipe termination w/ hood stainless steel single-wall vent pipe

Model Number	Venting Series	L1	L2	Qty.
VT4-SH	4" SUS	7.4"	6.1"	6
VT5-SH	5" SUS	7.4"	6.6"	6

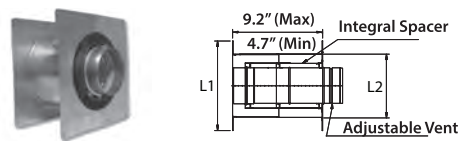
4" SUS	For NR98SV
--------	------------



VT#-SL

Vent pipe termination w/ louver stainless steel single-wall

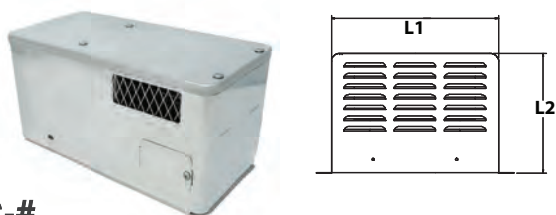
Model Number	Venting Series	L1	L2	Qty.
VT4-SL	4" SUS	7.4"	3.2"	6
VT5-SL	5" SUS	7.4"	3.7"	6



WT#

Vent pipe wall thimble stainless steel single-wall

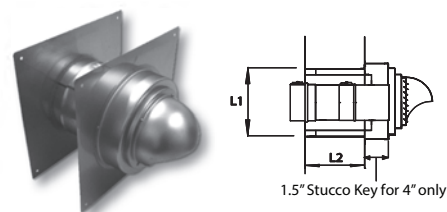
Model Number	Venting Series	L1	L2	Qty.
WT4	4" SUS	10"	7"	1
WT5	5" SUS	12.2"	10.7"	1



VC-#

Outdoor vent caps for SV models

Model Number	Venting Series	L1	L2	Qty.
VC-6	Outdoor vent cap for EZ98, EZ111, NCC199CDV, and NRCR	10.4"	5.3"	1
VCK-NRCB	Outdoor conversion kit for NRCB boiler	10.4"	5.3"	1
VC-132	Outdoor vent cap for NC380	18.9"	7.6"	1



WT4-H-#

Adjustable wall thimble w/ termination stainless steel single-wall vent pipe

Model Number	Venting Series	L1	L2	Qty.
WT4-H-8-1	4" SUS	5.8"	4.1 - 7.8"	1
WT4-H-14-1	4" SUS	5.8"	7.8" - 14"	1

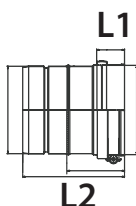


VP4-ADAPT-1

Appliance adapter vent pipe stainless steel single-wall

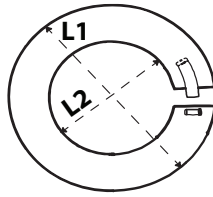
Model Number	Venting Series	L1	L2	Qty.
VP4-ADAPT1	4" SUS	1.2"	4.9"	6

*Only used with non-Noritz unit but want to use for N-Vent



4" SUS	For NR98SV Series
5" SUS	For NC380 Series
Concentric SUS	For DVC Series

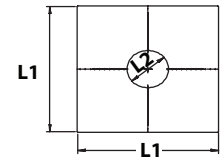
Single Wall Vent Accessories



CR#

Stainless steel cosmetic ring

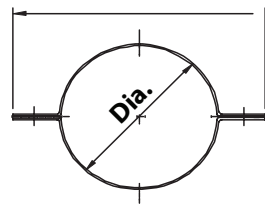
Model Number	Venting Series	L1	L2	Qty.
CR4-SUS	4" SUS	7.2"	4.3"	1
CR5-SUS	Concentric and 5" SUS	9.9"	5.4"	1



FS#

Stainless steel fire stop

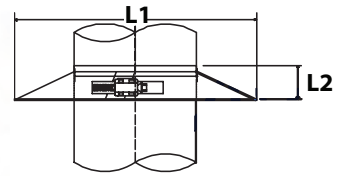
Model Number	Venting Series	L1	L2	Qty.
FS4	4" SUS	18"	4.4"	6
FS5	5" SUS	20.4"	5.4"	6



SC#

Stainless steel support clamp

Model Number	Venting Series	L1	L2	Qty.
SC4	4" SUS	6"	-	5 Sets
SC5	5" SUS	7"	-	5 Sets

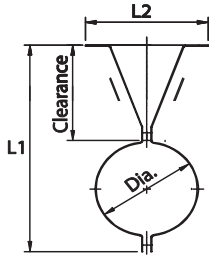


SCR#

Storm collar ring

Model Number	Venting Series	L1	L2	Qty.
SCR4-1	4"	8"	3.25"	6
SCR-1	Concentric and 5" SUS	9.1"	4"	6

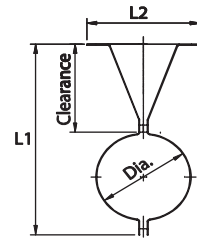
4" SUS	For NR98
5" SUS	For NC380 Series
Concentric SUS	For DVC Series



SS5-#

5" and concentric SUS venting series stainless steel support straps


Model Number	Clearance	L1	L2	Qty.
SS5-1	1"	6.8"	6"	5 Sets
SS5-2	2"	7.8"	6"	5 Sets
SS5-4	4"	9.8"	6"	5 Sets
SS5-6	6"	11.8"	6"	5 Sets



SS4-#

4" SUS venting series stainless steel support straps

Model Number	Clearance	L1	L2	Qty.
SS4-1	1"	5.7"	4.7"	5 Sets
SS4-2	2"	6.6"	4.7"	5 Sets
SS4-4	4"	8.7"	4.7"	5 Sets
SS4-6	6"	10.7"	4.7"	5 Sets

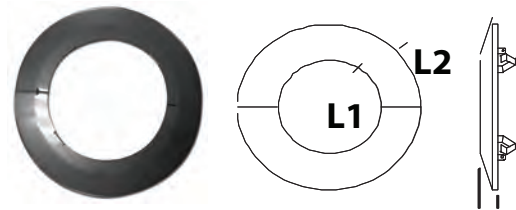


BG-DVC-#

Stainless steel bug guard

Model Number	Venting Series	Description	Qty.
BG-DVC-H	Concentric SUS	Horizontal	1
BG-DVC-V	Concentric SUS	Vertical	1

Image and drawing shown: BG-DVC-V



FP-5-OUT

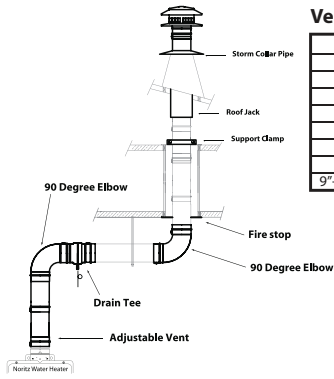
Stainless steel face plates

Model Number	Venting Series	L1	L2	Qty.
FP-5-OUT	Concentric SUS	6.7"	8.7"	1

4" SUS	For NR98
5" SUS	For NC380 Series
Concentric SUS	For DVC Series

Single Vent

N-Vent Vertical Vent Kit VK4-V1



Vertical Kit Contains:

Description	Part Number	Quantity
Drain Tee	DT4	1
90 Degree Elbow	VP4-90ELB	2
Firestop	FS4	1
Support Clamp	SC4	1
Roof Jack	RJ4	1
Storm Collar Pipe	SCP4	1
Rain Cap	RC4	1
9"- 13.4" Adjustable Vent	VP4-13.4ADJ	1

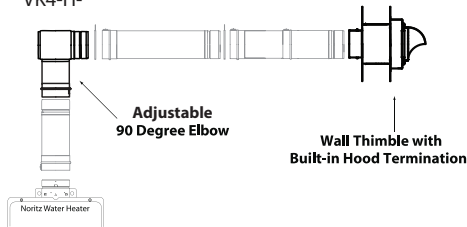


VK4-V1

Vent Pipe Vertical Kit (Stainless steel single wall)

Model Number	Venting Series	Qty.
VK4-V1	4" SUS	1

N-Vent Horizontal Vent Kit VK4-H-*



Horizontal Kit Contains:

Description	Part Number	Quantity
Wall Thimble with Built-in Hood Termination	WT4-H-#1 (# Based on wall thickness)	1
Vertical Adjustment Range (7.5" - 11")	VP4-90ADJELB	1

Wall Thickness	Venting Kit Number
4.1" - 7.4"	VK4-H-8-1
7.4" - 14"	VK4-H-14-1



VK4-H-#-1

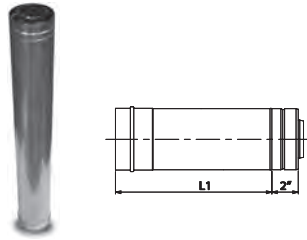
Vent Pipe Horizontal Kit (Stainless steel single wall)

Model Number	Venting Series	Qty.
VK4-V1	4" SUS ¹	1
VK4-14-1	4" SUS ²	1

¹ 4.1 - 7.4" Wall thickness

² 7.4 - 14" Wall thickness

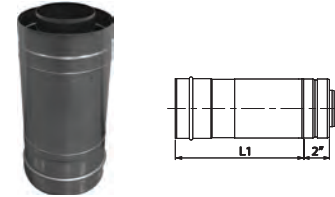
4" SUS	For NR98SV
5" SUS	For NC380 Series
Concentric SUS	For DVC Series



CVP-#STR

Rigid vent pipe stainless steel double-wall

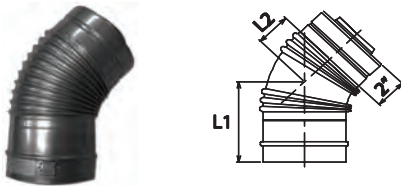
Model Number	Venting Series	L1	L2	Qty.
CVP-4STR	Concentric SUS	3.3"	-	5 Sets
CVP-12STR	Concentric SUS	11.8"	-	5 Sets
CVP-24STR	Concentric SUS	23.6"	-	5 Sets
CVP-36STR	Concentric SUS	35.4"	-	5 Sets



CVP-#ADJ

Adjustable vent pipe stainless steel double-wall

Model Number	Venting Series	L1	L2	Qty.
CVP-11ADJ	Concentric SUS	8.3 - 11.2"	-	6
CVP-16ADJ	Concentric SUS	11 - 16.7"	-	6
CVP-40ADJ	Concentric SUS	22.8 - 40.6"	-	6

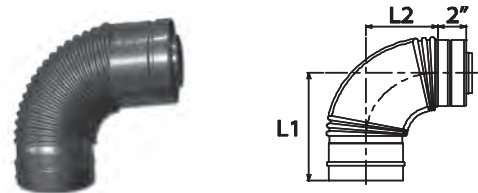


CVP-45ELB

45° Vent pipe elbow - Stainless steel double-wall

Model Number	Venting Series	L1	L2	Qty.
CVP-45ELB¹	Concentric SUS	5.3"	2.2"	6

¹ Non-Flexible

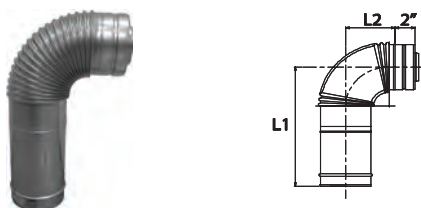


CVP-90ELB

90° Vent pipe elbow - Stainless steel double-wall

Model Number	Venting Series	L1	L2	Qty.
CVP-90ELB¹	Concentric SUS	8.1"	4.9"	6

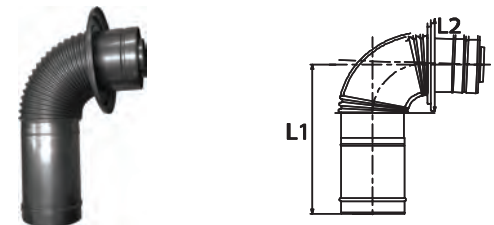
¹ Non-Flexible



CVP-90ADJELB

90° Adjustable vent pipe elbow - Stainless steel double-wall

Model Number	Venting Series	L1	L2	Qty.
CVP-90ADJELB	Concentric SUS	12.6 - 15.8"	4.9"	6



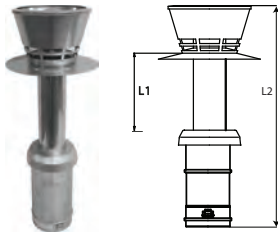
CWF-90ELB

90° Adjustable vent pipe elbow w/ wall flange - Stainless steel double-wall

Model Number	Venting Series	L1	L2	Qty.
CWF-90ELB	Concentric SUS	12.6 - 15.8"	8.7"	6

Concentric SUS	For DVC Series
-----------------------	----------------

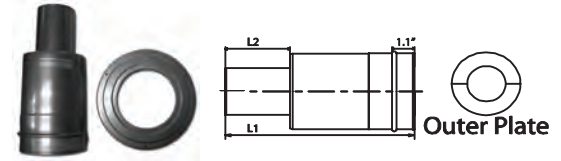
DVC Vent Kits



CRCAI-1-F

Vent pipe rain cap - Stainless steel double-wall

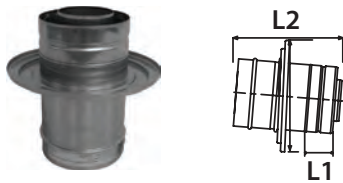
Model Number	Venting Series	L1	L2	Qty.
CRCAI-1-F	Concentric SUS	10.6"	26.5"	1



CVT-S

Straight termination w/ birdscreen - Stainless steel double-wall vent pipe

Model Number	Venting Series	L1	L2	Qty.
CVT-S	Concentric SUS	11"	3.9"	6



CWF-F

Vent pipe w/ wall flange - Stainless steel double-wall

Model Number	Venting Series	L1	L2	Qty.
CWF-F	Concentric SUS	2"	8.7"	6



CWT-H

Builder's edition wall thimble - Galvalume double-wall vent pipe

Model Number	Venting Series	L1	L2	Qty.
CWT-H	Concentric	Min 3.5"	1.5"	1



CVP-ADAPT-M2M

Concentric vent pipe male to male - stainless steel double-wall

Model Number	Venting Series	L1	L2	Qty.
CVP-ADAPT-M2M	Concentric	5"	5.5"	1

Newest heater models. Version 1 venting.



CVP-ADAPT-F2F

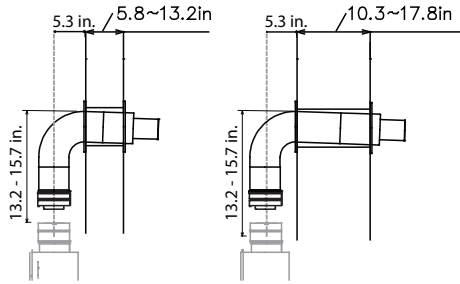
Concentric vent pipe adapter female to female - stainless steel double-wall

Model Number	Venting Series	L1	L2	Qty.
CVP-ADAPT-F2F	Concentric	5"	7.5"	1

Prior heater models. Version 2 venting.

4" SUS	For NR98 Series
5" SUS	For NC380 Series
Concentric SUS	For DVC Series

Horizontal - Kits

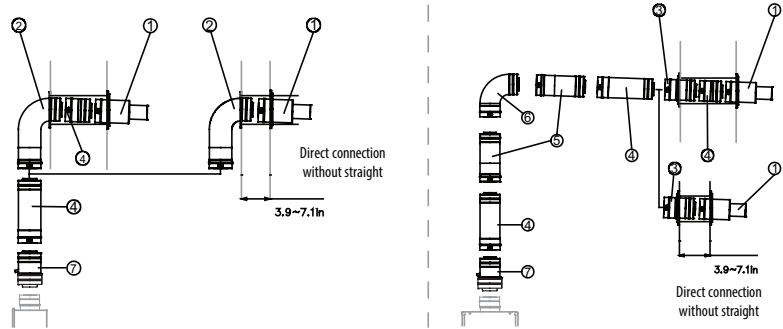


Standard Wall Kit
Includes inner & outer plates
CVK-H-F
Wall Thickness Range
From 5.8"-13.2"

Thick Wall Kit
Includes inner & outer plates
CVK-H2-F
Wall Thickness Range
From 10.3"-17.8"



Horizontal - Build your own



No	1	2	3	4	5	6	7
Description	Straight Bird Screen w/ Outer Plate	90° Adj w/ Wall Flange	Straight Vent Pipe w/ Wall Flange	Straight	Adjustable	45/ 90 Degree	Drain Tee
Part Number	CVT-S	CVF-90ELB	CVF-F	CVP-4/12/24/36STR	CVP-11/16/40ADJ	CVP-45/90ELB	CDT-V

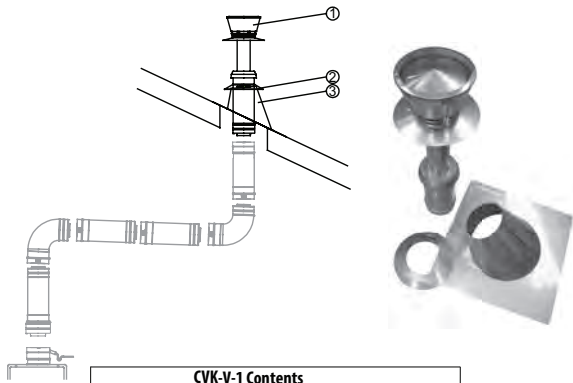
CVK-H-F

Vent pipe horizontal kit - Stainless steel double-wall

Model Number	Venting Series	Qty.
CVK-H-F	Concentric SUS ¹	1
CVK-H2-F	Concentric SUS ²	1

¹ (5.8 - 13.2" Wall thickness)

² (10.3 - 17.8" Wall thickness)



CVK-V-1 Contents		
No	Description	Part Number
1	Concentric Rain Cap	CRCAL-1-F
2	Storm Collar	CSCR-1
3	Adjustable Roof Flashing (0-45 Degrees)	CARF-1



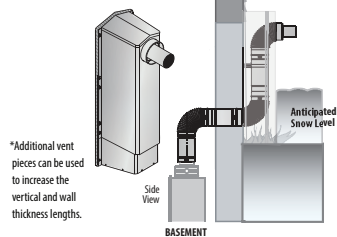
CVK-V-1-F

Vent pipe vertical kit - Stainless steel double-wall

Model Number	Venting Series	Qty.
CVK-V-1-F	Concentric SUS ¹	1

¹0-45° Roof Pitch

Snorkel Kit



Snorkel Kit (CVK-SNRK) Contents		
PCS	Description	Part #
1	Snorkel case top	SNRK-C1
2	Snorkel case bottom	SNRK-C2
3	Concentric 11" adjustable vent pipe	CVP-11ADJ
4	Concentric 16" adjustable vent pipe	CVP-16ADJ
5	Concentric snorkel termination elbow	CVT-SNRK-90ELB
6	Concentric 90 degree elbow	CVP-90ELB
7	Concentric 90 degree adjustable elbow	CVP-90ADJELB
8	Adjustable support strap	SSS-3ADJ
9	Screw set	S-12
10	Concentric vent pipe, male to male	CVP-ADAPT-M2M



CVK-SNRK-F

Vent pipe horizontal snorkel kit - Stainless steel double-wall

Model Number	Venting Series	Qty.
CVK-SNRK-F	Concentric SUS	1

Technical Support

At Noritz, our technical support team is professionally trained to help you with any question or issues regarding your Noritz Tankless Water Heater. Our goal is to help you get up and running fast and efficiently with minimum down time. In addition, Noritz also provides a technical support web site where you can find anything and everything you need to know about your tankless water heater.

Hours of Operation

Monday through Friday
5am - 6pm PST

Saturday
7am - 3pm PST

Phone Number:

1-866-766-7489

Support Site

Our support page features technical specs and support documents for all Noritz Tankless Water Heaters. Whether its questions about parts or warranty information, our support page is your go-to resource for all the technical information about your tankless heater.



Part Search Tool

Allows you to search for parts easily. Access a complete overview of technical spec info, installation, accessories, approvals, & warranty.



Technical Literature

Our technical literature page offers owners a vast library of documents for each heater including spec sheets, owner's guides, install manuals, parts lists, and certification documents.



Warranty Calculator

This calculator is designed to approximate the length of your warranty terms. Now more precise when you add an installation date or maintenance monitor data.



Advanced Search Function

This calculator is designed to approximate the length of your warranty terms. Now more precise when you add an installation date or maintenance monitor data.

VISIT WWW.SUPPORT.NORITZ.COM



Training

Noritz prides itself in providing our installers all the tools necessary to make every install a great one. These are some of the resources available through our website.



Online Training

Our online training courses are available to everyone who wants to learn more about the ins and outs of our tankless water heaters. From domestic units to combination boilers, our courses are designed to deepen your knowledge of tankless technology.

Available courses include:

- R1 training
- Noritz tankless models with pump
- EZTR bundles
- Combination boilers

Get started today at Training.Noritz.com



Tech Tips

Noritz tech tips includes quick informational videos designed to help you troubleshoot some of our most common errors as well as simple maintenance fixes to get your tankless up and running.

For all our tech tips, visit www.Noritz.com/techtips





Featuring
**BUILT-IN
RECIRCULATION PUMP**

NRCR

NORITZ RESIDENTIAL CONDENSING RECIRCULATION

Noritz is on the forefront of the tankless industry by pushing the limits of our technology to develop the most reliable and efficient products on the market. Combined with our world-class customer service, Noritz is the first choice in tankless water heating, giving our customers and installers peace of mind when choosing a tank replacement.

 **NORITZ**[®]
TANKLESS WATER HEATERS

NORITZ HEADQUARTERS

11160 Grace Avenue
Fountain Valley, CA 92708

Phone: 714.433.2905
Fax: 714.241.1514
Toll Free: 1.866.766.7489

Follow us on Social Media



@NORITZAMERICA

V2.5

Noritz America | www.Noritz.com