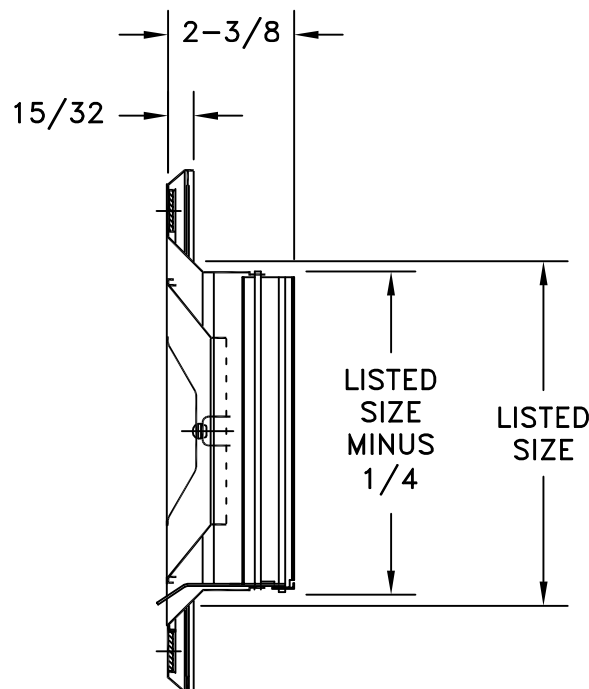
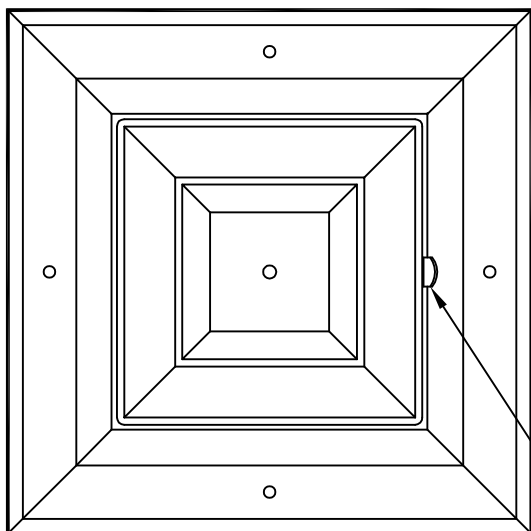


SERIES AL 160 ML

ALUMINUM SQUARE DIFFUSER W/MULTI-LOUVER DAMPER

STANDARD INDUSTRY TOLERANCES APPLY. SPECIFICATIONS SUBJECT TO CHANGE WITHOUT NOTICE.

4 WAY CORE SHOWN

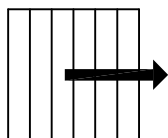


LISTED SIZE PLUS 3 SQUARE

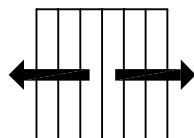
AIR VOLUME CONTROL LEVER

FLOW PATTERNS

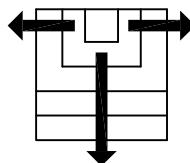
1 WAY
MODEL AL 161



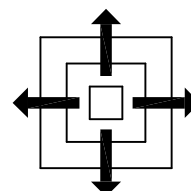
2 WAY
MODEL AL 162



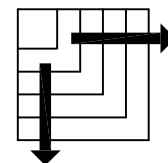
3 WAY
MODEL AL 163



4 WAY
MODEL AL 164



2 WAY
CORNER
MODEL AL 165



Series AL 160 is available in 1-2-3 or 4 way air diffusion patterns, including a two-way Corner Blow, Model AL 165. These models face mount for easy installation with cores flush with margin. Series AL 160 is designed for ceiling installations and includes a multi-louver damper. Extruded aluminum construction. Standard finish is white.

PROJECT: _____
 ARCHITECT: _____
 ENGINEER: _____
 CONTRACTOR: _____
 LOCATION: _____

