

H HOLYOKE FITTINGS, Inc. BRASS FITTINGS, VALVES, PLUMBING SPECIALTIES

COMPRESSION NUT—LONG



Part No.	Size
61L-2	1/8
61L-3	3/16
61L-4	1/4
61L-5	5/16
61L-6	3/8
61L-8	1/2
61L-10	5/8
61L-12	3/4

COMPRESSION UNION



Part No.	Size
62-2	1/8
62-3	3/16
62-4	1/4
62-5	5/16
62-6	3/8
62-7	7/16
62-8	1/2
62-10	5/8
62-12	3/4
62-14	7/8
62R-42	1/4 x 1/8
62R-43	1/4 x 3/16
62R-54	5/16 x 1/4
62R-64	3/8 x 1/4
62R-65	3/8 x 5/16
62R-86	1/2 x 3/8
62R-106	5/8 x 3/8
62R-108	5/8 x 1/2

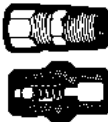


PLATED COMP UNION—NICKEL



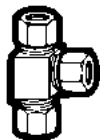
Part No.	Size
62-8-6	3/8
62-8-8	1/2
62-8-86	1/2 x 3/8
62-8-10	5/8
62-8-106	5/8 x 3/8
62-8-108	5/8 x 1/2

COMPRESSION CHECK VALVE



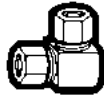
Part No.	Size
63-42	1/4 x 1/8
63-52	5/16 x 1/8
63-64	3/8 x 1/4

COMPRESSION TEE



Part No.	Size
64-2	1/8
64-3	3/16
64-4	1/4
64-5	5/16
64-6	3/8
64-7	7/16
64-8	1/2
64-10	5/8
64-12	3/4
64-14	7/8
64-46	1/4 x 3/8
64-64	3/8 x 1/4
64-86	1/2 x 3/8

COMPRESSION UNION ELBOW



Part No.	Size
65-2	1/8
65-3	3/16
65-4	1/4
65-5	5/16
65-6	3/8
65-8	1/2
65-10	5/8
65-12	3/4
65-14	7/8
65-64	3/8 x 1/4
65-86	1/2 x 3/8
65-106	5/8 x 3/8

FEMALE COMPRESSION ADAPTER



Part No.	Size
66-22	1/8 x 1/8
66-32	3/16 x 1/8
66-42	1/4 x 1/8
66-44	1/4 x 1/4
66-46	1/4 x 3/8
66-48	1/4 x 1/2
66-52	5/16 x 1/8
66-54	5/16 x 1/4
66-56	5/16 x 3/8
66-62	3/8 x 1/8
66-64	3/8 x 1/4
66-66	3/8 x 3/8
66-68	3/8 x 1/2
66-84	1/2 x 1/4
66-86	1/2 x 3/8
66-88	1/2 x 1/2
66-106	5/8 x 3/8
66-108	5/8 x 1/2
66-1012	5/8 x 3/4
66-128	3/4 x 1/2
66-1412	7/8 x 3/4

PLATED FEMALE COMP ADAPTER—NICKEL



Part No.	Size
66-8-66	3/8 x 3/8
66-8-68	3/8 x 1/2
66-8-86	1/2 x 3/8
66-8-88	1/2 x 1/2

PLATED MALE COMPRESSION ADAPTER—NICKEL



Part No.	Size
66-8-66	3/8 x 3/8
66-8-68	3/8 x 1/2
66-8-68S	3/8 x 1/2 Nom
66-8-86	1/2 x 3/8
66-8-88	1/2 x 1/2

MALE COMPRESSION ADAPTER



Part No.	Size
68-22	1/8 x 1/8
68-32	3/16 x 1/8
68-34	3/16 x 1/4
68-42*	1/4 x 1/8
68-44*	1/4 x 1/4
68-46	1/4 x 3/8
68-48	1/4 x 1/2
68-52	5/16 x 1/8
68-54	5/16 x 1/4
68-56	5/16 x 3/8
68-58	5/16 x 1/2
68-62	3/8 x 1/8
68-64*	3/8 x 1/4
68-66*	3/8 x 3/8
68-68*	3/8 x 1/2
68-612*	3/8 x 3/4
68-74	7/16 x 1/4
68-76	7/16 x 3/8
68-84	1/2 x 1/4
68-86*	1/2 x 3/8
68-88*	1/2 x 1/2
68-812*	1/2 x 3/4
68-106	5/8 x 3/8
68-108*	5/8 x 1/2
68-1012*	5/8 x 3/4
68-128	3/4 x 1/2
68-1212	3/4 x 3/4
68-1412	7/8 x 3/4
68-1416	7/8 x 1

*Available in Tank Style

MALE COMPRESSION ELBOW



Part No.	Size
69-22	1/8 x 1/8
69-32	3/16 x 1/8
69-34	3/16 x 1/4
69-42	1/4 x 1/8
69-44	1/4 x 1/4
69-46	1/4 x 3/8
69-48	1/4 x 1/2
69-52	5/16 x 1/8
69-54	5/16 x 1/4
69-56	5/16 x 3/8
69-62	3/8 x 1/8
69-64	3/8 x 1/4
69-66	3/8 x 3/8
69-68	3/8 x 1/2
69-612	3/8 x 3/4
69-74	7/16 x 1/4
69-76	7/16 x 3/8
69-84	1/2 x 1/4
69-86	1/2 x 3/8
69-88	1/2 x 1/2
69-812	1/2 x 3/4
69-106	5/8 x 3/8
69-108	5/8 x 1/2
69-1012	5/8 x 3/4
69-128	3/4 x 1/2
69-1212	3/4 x 3/4
69-1412	7/8 x 3/4

FEMALE COMPRESSION ELBOW



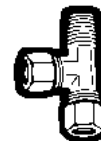
Part No.	Size
70-22	1/8 x 1/8
70-32	3/16 x 1/8
70-42	1/4 x 1/8
70-44	1/4 x 1/4
70-52	5/16 x 1/8
70-54	5/16 x 1/4
70-62	3/8 x 1/8
70-64	3/8 x 1/4
70-66	3/8 x 3/8
70-68	3/8 x 1/2
70-86	1/2 x 3/8
70-88	1/2 x 1/2
70-108	5/8 x 1/2
70-1012	5/8 x 3/4

PLATED FEMALE COMPRESSION ELBOW—NICKEL



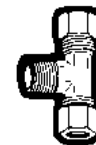
Part No.	Size
70-8-66	3/8 x 3/8
70-8-68	3/8 x 1/2
70-8-68S	3/8 x 1/2 Nom

COMPRESSION TEE—MALE PIPE RUN



Part No.	Size
71-22	1/8 x 1/8
71-32	3/16 x 1/8
71-42	1/4 x 1/8
71-44	1/4 x 1/4
71-52	5/16 x 1/8
71-54	5/16 x 1/4
71-62	3/8 x 1/8
71-64	3/8 x 1/4
71-66	3/8 x 3/8
71-86	1/2 x 3/8
71-88	1/2 x 1/2
71-108	5/8 x 1/2
71-128	3/4 x 1/2
71-1212	3/4 x 3/4

COMPRESSION TEE—MALE PIPE DROP



Part No.	Size
72-22	1/8 x 1/8
72-32	3/16 x 1/8
72-42	1/4 x 1/8
72-44	1/4 x 1/4
72-52	5/16 x 1/8
72-54	5/16 x 1/4
72-62	3/8 x 1/8
72-64	3/8 x 1/4
72-66	3/8 x 3/8
72-86	1/2 x 3/8
72-88	1/2 x 1/2
72-108	5/8 x 1/2
72-128	3/4 x 1/2
72-1212	3/4 x 3/4

H HOLYOKE FITTINGS, Inc. BRASS FITTINGS, VALVES, PLUMBING SPECIALTIES

BULKHEAD UNION



Part No.	Size
75-4	1/4
75-6	3/8
75-8	1/2

**COMPRESSION TEE—
MPT X FPT ON RUN**



Part No.	Size
76-22	1/8 x 1/8
76-32	3/16 x 1/8
76-42	1/4 x 1/8
76-44	1/4 x 1/4
76-52	5/16 x 1/8
76-64	3/8 x 1/4

**45 DEGREE MALE
COMPRESSION ELBOW**



Part No.	Size
77-42	1/4 x 1/8
77-52	5/16 x 1/8
77-54	5/16 x 1/4
77-64	3/8 x 1/4
77-86	1/2 x 3/8
77-108	5/8 x 1/2

90 DEGREE PIPE ELBOW



Part No.	Size
100-2	1/8
100-4	1/4
100-6	3/8
100-8	1/2
100-12	3/4

FEMALE PIPE TEE



Part No.	Size
101-2	1/8
101-4	1/4
101-6	3/8
101-8	1/2
101-12	3/4

90 DEGREE STREET ELBOW



Part No.	Size
102-2	1/8F x M
102-42	1/4F x 1/8M
102-4	1/4F x M
102-6	3/8F x M
102-8	1/2F x M
102-12	3/4F x M

INVERTED FLARE NUT—BRASS



Part No.	Size
105-2	1/8
105-3	3/16
105-4	1/4
105-5	5/16
105-6	3/8
105-8	1/2
105-10	5/8

INVERTED FLARE NUT—STEEL



Part No.	Size
105-2S	1/8
105-3S	3/16
105-4S	1/4
105-5S	5/16
105-6S	3/8
105-7S	7/16
105-8S	1/2
105-10S	5/8
105-12S	3/4

RECOIL NYLON AIR HOSE



Part No.	Size
214-12	1/4 x 12
214-25	1/4 x 25
214-50	1/4 x 50
238-12	3/8 x 12
238-25	3/8 x 25
238-50	3/8 x 50

**FLARE TO MALE PIPE
STRAIGHT—NEEDLE VALVE**



Part No.	Size
223-42	1/4 x 1/8
223-44	1/4 x 1/4
223-52	5/16 x 1/8
223-54	5/16 x 1/4
223-64	3/8 x 1/4

**FLARE TO MALE PIPE ANGLE—
NEEDLE VALVE**



Part No.	Size
224-42	1/4 x 1/8
224-44	1/4 x 1/4
224-52	5/16 x 1/8
224-54	5/16 x 1/4
224-64	3/8 x 1/4

**FLARE TO FLARE STRAIGHT—
NEEDLE VALVE**



Part No.	Size
225-4	1/4
225-6	3/8

**MALE TO FEMALE PIPE—
NEEDLE VALVE**



Part No.	Size
226-2	1/8
226-4	1/4

**FEMALE PIPE BOTH ENDS—
NEEDLE VALVE**



Part No.	Size
227-2	1/8
227-4	1/4

**MALE PIPE BOTH ENDS—
NEEDLE VALVE**



Part No.	Size
228-2	1/8
228-4	1/4

**INV FLARE TO MIP—
NEEDLE VALVE**



Part No.	Size
232-42	1/4 x 1/8
232-52	5/16 x 1/8
232-64	3/8 x 1/4

**ADAPTER BALL SEAT UNION
NPS**



Part No.	Size
237-4	1/4
237-6	3/8
237-8	1/2

SELF-TAPPING SADDLE VALVE



Part No.	Size
249-4	1/4

FEMALE INVERTED ADAPTER



Part No.	Size
250-22	1/8 x 1/8
250-32	3/16 x 1/8
250-42	1/4 x 1/8
250-52	5/16 x 1/8
250-64	3/8 x 1/4
250-86	1/2 x 3/8
250-108	5/8 x 1/2

INVERTED UNION



Part No.	Size
300-2	1/8
300-3	3/16
300-4	1/4
300-5	5/16
300-6	3/8
300-8	1/2
300-10	5/8

BALL COCK NUTS



Part No.	Size
301	Die Cast
302	Brass

BALL COCK TAILPIECE



Part No.	Size
303	3/8 MPT

BASIN COCK NUT



Part No.	Size
304	Die Cast
305	Brass

BASIN COCK TAILPIPE



Part No.	Size
306	1/4 x 1-1/2
307	1/4 x 2
308	1/4 x 3

COMBO AIR VALVE—KEY/COIN



Part No.	Size
313	1/8 MPT

LOOSE AIR VALVE KEY



Part No.	Size
314	-

**SADDLE CLAMP WITH VALVE
LINE OUTLET OD**



Part No.	Size
349-4	1/4
349-5	5/16
349-6	3/8

**45 DEGREE MALE INVERTED
ELBOW**



Part No.	Size
350-22	1/8 x 1/8
350-32	3/16 x 1/8
350-42	1/4 x 1/8
350-52	5/16 x 1/8
350-54	5/16 x 1/4
350-62	3/8 x 1/8
350-64	3/8 x 1/4
350-86	1/2 x 3/8
350-108	5/8 x 1/2

INVERTED MALE ELBOW



Part No.	Size
400-22	1/8 x 1/8
400-32	3/16 x 1/8
400-42	1/4 x 1/8
400-44	1/4 x 1/4
400-52	5/16 x 1/8
400-54	5/16 x 1/4
400-62	3/8 x 1/8
400-64	3/8 x 1/4
400-66	3/8 x 3/8
400-84	1/2 x 1/4
400-86	1/2 x 3/8
400-88	1/2 x 1/2
400-108	5/8 x 1/2

THREADED SLEEVE ELBOW



Part No.	Size
406-22	1/8 x 1/8
406-32	3/16 x 1/8
406-42	1/4 x 1/8
406-44	1/4 x 1/4
406-52	5/16 x 1/8
406-54	5/16 x 1/4
406-64	3/8 x 1/4

H HOLYOKE FITTINGS, Inc. BRASS FITTINGS, VALVES, PLUMBING SPECIALTIES

CENTER SET ADAPTER



Part No.	Size
46NPS	3/8 OD x 1/2 NPS

45 DEGREE MALE FLARE ELBOW



Part No.	Size
47-42	1/4 x 1/8
47-44	1/4 x 1/4
47-52	5/16 x 1/8
47-54	5/16 x 1/4
47-64	3/8 x 1/4
47-66	3/8 x 3/8
47-68	3/8 x 1/2
47-86	1/2 x 3/8
47-88	1/2 x 1/2
47-108	5/8 x 1/2

MALE FLARE ADAPTER



Part No.	Size
48-22	1/8 x 1/8
48-32	3/16 x 1/8
48-34	3/16 x 1/4
48-42	1/4 x 1/8
48-44	1/4 x 1/4
48-46	1/4 x 3/8
48-48	1/4 x 1/2
48-52	5/16 x 1/8
48-54	5/16 x 1/4
48-56	5/16 x 3/8
48-58	5/16 x 1/2
48-62	3/8 x 1/8
48-64	3/8 x 1/4
48-66	3/8 x 3/8
48-68	3/8 x 1/2
48-612	3/8 x 3/4
48-74	7/16 x 1/4
48-76	7/16 x 3/8
48-84	1/2 x 1/4
48-86	1/2 x 3/8
48-88	1/2 x 1/2
48-812	1/2 x 3/4
48-106	5/8 x 3/8
48-108	5/8 x 1/2
48-1012	5/8 x 3/4
48-128	3/4 x 1/2
48-1212	3/4 x 3/4
48-1412	7/8 x 3/4

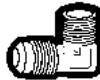
MALE GAS RANGE CONNECTOR



Part No.	Size
48GA-108	5/8" x 1/2
48GA-1086	5/8" x 3/4 (3/8 TAP)
48GA-1012	5/8" x 3/4

*15/16 Thread O.D.

MALE FLARE ELBOW



Part No.	Size
49-22	1/8 x 1/8
49-32	3/16 x 1/8
49-34	3/16 x 1/4
49-42	1/4 x 1/8
49-44	1/4 x 1/4
49-46	1/4 x 3/8
49-48	1/4 x 1/2
49-52	5/16 x 1/8
49-54	5/16 x 1/4
49-56	5/16 x 3/8
49-62	3/8 x 1/8
49-64	3/8 x 1/4
49-66	3/8 x 3/8
49-68	3/8 x 1/2
49-612	3/8 x 3/4
49-74	7/16 x 1/4
49-84	1/2 x 1/4
49-86	1/2 x 3/8
49-88	1/2 x 1/2
49-812	1/2 x 3/4
49-106	5/8 x 3/8
49-108	5/8 x 1/2
49-1012	5/8 x 3/4
49-128	3/4 x 1/2
49-1212	3/4 x 3/4
49-1412	7/8 x 3/4

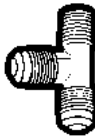
FEMALE FLARE ELBOW



Part No.	Size
50-32	3/16 x 1/8
50-42	1/4 x 1/8
50-44	1/4 x 1/4
50-46	1/4 x 3/8
50-52	5/16 x 1/8
50-54	5/16 x 1/4
50-62	3/8 x 1/8
50-64	3/8 x 1/4
50-66	3/8 x 3/8
50-68	3/8 x 1/2
50-612	3/8 x 3/4
50-84	1/2 x 1/4
50-86	1/2 x 3/8
50-88	1/2 x 1/2
50-812	1/2 x 3/4
50-106	5/8 x 3/8
50-108	5/8 x 1/2
50-1012	5/8 x 3/4
50-1012GA	5/8" x 3/4

*15/16 Thread O.D.

FLARE TEE—MALE PIPE RUN



Part No.	Size
51-22	1/8 x 1/8
51-32	3/16 x 1/8
51-42	1/4 x 1/8
51-44	1/4 x 1/4
51-52	5/16 x 1/8
51-54	5/16 x 1/4
51-62	3/8 x 1/8
51-64	3/8 x 1/4
51-66	3/8 x 1/2

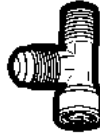
(continued on next column)

FLARE TEE—MALE PIPE RUN

continued

Part No.	Size
51-68	3/8 x 1/2
51-86	1/2 x 3/8
51-88	1/2 x 1/2
51-108	5/8 x 1/2
51-128	3/4 x 1/2
51-1212	3/4 x 3/4

FLARE TEE—MALE X FEMALE PIPE RUN



Part No.	Size
53-32	3/16 x 1/8
53-42	1/4 x 1/8
53-64	3/8 x 1/4

BACK SEATING DRAIN COCK



Part No.	Size
54-2	1/8
54-4	1/4
54-6	3/8
54-8	1/2

FLARE ELBOW



Part No.	Size
55-2	1/8
55-3	3/16
55-4	1/4
55-5	5/16
55-6	3/8
55-8	1/2
55-10	5/8
55-12	3/4
55-14	7/8

FLARE ELBOW—REDUCING



Part No.	Size
55R-64	3/8 x 1/4
55R-84	1/2 x 1/4
55R-86	1/2 x 3/8
55R-106	5/8 x 3/8
55R-108	5/8 x 1/2

FLARE CAP



Part No.	Size
56-3	3/16
56-4	1/4
56-5	5/16
56-6	3/8
56-8	1/2
56-10	5/8

FLARE PLUG



Part No.	Size
57-3	3/16
57-4	1/4
57-5	5/16

(continued on next column)

FLARE PLUG

continued



Part No.	Size
57-6	3/8
57-8	1/2
57-10	5/8

COMPRESSION SLEEVE—STANDARD



Part No.	Size
60-2	1/8
60-3	3/16
60-4	1/4
60-5	5/16
60-6	3/8
60-7	7/16
60-8	1/2
60-10	5/8
60-12	3/4
60-14	7/8

COMPRESSION SLEEVE—IN-LINE



Part No.	Size
60-2M	1/8
60-3M	3/16
60-4M	1/4
60-6M	3/8
60-8M	1/2
60-10M	5/8

COMPRESSION NUT—STANDARD



Part No.	Size
61-2	1/8
61-3	3/16
61-4	1/4
61-4SC	1/4 Cap
61-5	5/16
61-5SC	5/16 Cap
61-6	3/8
61-6SC	3/8 Cap
61-7	7/16
61-8	1/2
61-8SC	1/2 Cap
61-10	5/8
61-12	3/4
61-14	7/8

PLATED COMPRESSION NUT—NICKEL



Part No.	Size
61-8-6	3/8
61-8-8	1/2
61-8-10	5/8

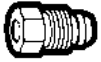
COMPRESSION NUT—W/CAPTIVE SLEEVE



Part No.	Size
61A-2	1/8
61A-4	1/4
61A-6	3/8
61A-8	1/2

H HOLYOKE FITTINGS, Inc. BRASS FITTINGS, VALVES, PLUMBING SPECIALTIES

PILOT LINE NUT



Part No.	Size
11CC	1/4 (7/16-24th)

**ALUMINUM TUBING OD
50 FOOT COIL**

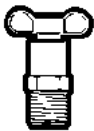


Part No.	Size
32-2	1/8
32-3	3/16
32-4	1/4
32-5	5/16
32-6	3/8
32-7	7/16
32-8	1/2
32-10	5/8

**POLYETHYLENE TUBING O.D.
100 FT COIL**

Part No.	Size
33-4	1/4
33-5	5/16
33-6	3/8
33-8	1/2

**DRAIN COCK—HEAVY DUTY—
INTERNAL SEAT**



Part No.	Size
35-2	1/8
35-4	1/4
35-6	3/8

**NYLON TUBING OD
50 FOOT COIL**



Part No.	Size
35N-2	1/8
35N-3	3/16
35N-4	1/4
35N-5	5/16
35N-6	3/8

EXTRA SHORT FLARE NUT



Part No.	Size
41ES-4	1/4
41ES-5	5/16
41ES-6	3/8
41ES-8	1/2

SHORT FLARE FORGED NUT



Part No.	Size
41FP-3	3/16
41FP-4	1/4
41FP-5	5/16
41FP-6	3/8
41FP-8	1/2
41FP-10	5/8
41FP-12	3/4
41FP-43	1/4 x 3/16
41FP-64	3/8 x 1/4
41FP-65	3/8 x 5/16
41FP-86	1/2 x 3/8
41FP-106	5/8 x 3/8
41FP-108	5/8 x 1/2
41FP-128	3/4 x 1/2
41FP-1210	3/4 x 5/8

SWIVEL FLARE FORGED NUTS



Part No.	Size
41FPSW-4	1/4
41FPSW-5	5/16
41FPSW-6	3/8
41FPSW-8	1/2
41FPSW-10	5/8
41FPSW-12	3/4

LONG FLARE NUT



Part No.	Size
41L-2	1/8
41L-3	3/16
41L-4	1/4
41L-5	5/16
41L-6	3/8
41L-7	7/16
41L-8	1/2
41L-10	5/8
41L-12	3/4

SHORT FLARE NUT



Part No.	Size
41S-2	1/8
41S-3	3/16
41S-4	1/4
41S-5	5/16
41S-6	3/8
41S-7	7/16
41S-8	1/2
41S-86	1/2 x 3/8
41S-10	5/8
41S-12	3/4
41S-14	7/8

FLARE UNION



Part No.	Size
42-2	1/8
42-3	3/16
42-4	1/4
42-5	5/16
42-6	3/8
42-8	1/2
42-10	5/8
42-12	3/4
42-14	7/8
42-43	1/4 x 3/16
42-54	5/16 x 1/4
42-64	3/8 x 1/4
42-65	3/8 x 5/16
42-84	1/2 x 1/4
42-86	1/2 x 3/8
42-106	5/8 x 3/8
42-108	5/8 x 1/2

FLARE CHECK VALVE



Part No.	Size
43-42	1/4 x 1/8
43-52	5/16 x 1/8
43-64	3/8 x 1/4

FLARE TEE



Part No.	Size
44-2	1/8
44-3	3/16
44-4	1/4
44-5	5/16
44-6	3/8
44-7	7/16
44-8	1/2
44-10	5/8
44-12	3/4
44-14	7/8

FLARE TEE—REDUCING



Part No.	Size
44R-446	1/4 x 1/4 x 3/8
44R-664	3/8 x 3/8 x 1/4
44R-668	3/8 x 3/8 x 1/2
44R-6610	3/8 x 3/8 x 5/8
44R-864	1/2 x 3/8 x 1/4
44R-866	1/2 x 3/8 x 3/8
44R-868	1/2 x 3/8 x 1/2
44R-884	1/2 x 1/2 x 1/4
44R-886	1/2 x 1/2 x 3/8
44R-8810	1/2 x 1/2 x 5/8
44R-8812	1/2 x 1/2 x 3/4
44R-1066	5/8 x 3/8 x 3/8
44R-1086	5/8 x 1/2 x 3/8
44R-1088	5/8 x 1/2 x 1/2
44R-10106	5/8 x 5/8 x 3/8
44R-10108	5/8 x 5/8 x 1/2
44R-12128	3/4 x 3/4 x 1/2

FLARE TEE—MALE PIPE ON DROP



Part No.	Size
45-22	1/8 x 1/8
45-32	3/16 x 1/8
45-42	1/4 x 1/8
45-44	1/4 x 1/4
45-46	1/4 x 3/8
45-52	5/16 x 1/8
45-54	5/16 x 1/4
45-62	3/8 x 1/8
45-64	3/8 x 1/4
45-66	3/8 x 3/8
45-68	3/8 x 1/2
45-84	1/2 x 1/4
45-86	1/2 x 3/8
45-88	1/2 x 1/2
45-106	5/8 x 3/8
45-108	5/8 x 1/2
45-128	3/4 x 1/2
45-1212	3/4 x 3/4

FEMALE FLARE ADAPTER



Part No.	Size
46-22	1/8 x 1/8
46-32	3/16 x 1/8
46-42	1/4 x 1/8
46-44	1/4 x 1/4
46-46	1/4 x 3/8
46-48	1/4 x 1/2
46-52	5/16 x 1/8
46-54	5/16 x 1/4
46-56	5/16 x 3/8
46-62	3/8 x 1/8
46-64	3/8 x 1/4
46-66	3/8 x 3/8
46-68	3/8 x 1/2
46-612	3/8 x 3/4
46-74	7/16 x 1/4
46-84	1/2 x 1/4
46-86	1/2 x 3/8
46-88	1/2 x 1/2
46-812	1/2 x 3/4
46-106	5/8 x 3/8
46-108	5/8 x 1/2
46-1012	5/8 x 3/4
46-128	3/4 x 1/2
46-1212	3/4 x 3/4
46-1412	7/8 x 3/4

**FEMALE GAS RANGE
CONNECTOR**



Part No.	Size
46GA-108	5/8" x 1/2
46GA-1012	5/8" x 3/4

*15/16 Thread O.D.

H HOLYOKE FITTINGS, Inc. BRASS FITTINGS, VALVES, PLUMBING SPECIALTIES

DUPLEX BUSHINGS— LESS FITTINGS



Part No.	Size
415-6L	2 x 3/8 PT
415-8L	2 x 1/2 PT

DUPLEX BUSHINGS— WITH FITTINGS

Part No.	Size
415-6W	2 x 3/8 OD
415-8W	2 x 1/2 OD

FLARE TO FLARE ADAPTER— MALE TO FEMALE



Part No.	Size
446-46	1/4M x 3/8F
446-48	1/4M x 1/2F
446-64	3/8M x 1/4F
446-68	3/8M x 1/2F
446-86	1/2M x 3/8F
446-106	5/8M x 3/8F
446-108	5/8M x 1/2F

FLARE CROSS



Part No.	Size
455-4	1/4
455-5	5/16
455-6	3/8
455-8	1/2
455-10	5/8

TANK VALVES



Part No.	Size
493-2	1/8

TANK VALVES



Part No.	Size
494-2	1/8
494-4	1/4

INVERTED UNION ELBOW



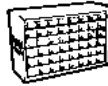
Part No.	Size
502-4	1/4
502-5	5/16
502-6	3/8
502-8	1/2

EVAPORATIVE COOLER DRAIN MHT x FIP



Part No.	Size
609	3/4 x 1/2

ASSORTMENTS



Part No.	Size
500	Combination
510F	Flare Only
520C	Comp. Only
525	Combo. Label Set
526	Flare Label Set
527	Comp. Label Set
528	Drawer w/Divider
530	Empty Cabinet

EASY ADAPTER 1/8 FPT TAKEOFF



Part No.	Size
622-8P	1/2M x FPT
622-12P	3/4M x FPT
622-12H	3/4M x FGHT

WATER-LINE TAKE-OFF



Part No.	Size
645-64	3/8 x 1/4
645-66	3/8 x 3/8
645-84	1/2 x 1/4
645-104	5/8 x 1/4

COMP x SWEAT ADAPTER



Part No.	Size
668-68S	3/8 x 1/2 Nom

COMP x SWEAT ELBOW



Part No.	Size
670-68S	3/8 x 1/2 Nom

INVERTED UNION TEE



Part No.	Size
702-2	1/8
702-3	3/16
702-4	1/4
702-5	5/16
702-6	3/8
702-8	1/2

BRASS INSERT



Part No.	Size
760-2INS	1/8
760-3INS	3/16
760-4INS	1/4
760-5INS	5/16
760-6INS	3/8
760-8INS	1/2
760-10INS	5/8

SLEEVE DELRIN



Part No.	Size
760-4S	1/4
760-5S	5/16
760-6S	3/8
760-8S	1/2
760-10S	5/8

HEAVY DUTY PLUG TYPE DRAINCOCK TEE HANDLE



Part No.	Size
836-4	1/4

INVERTED FLARE PLUG



Part No.	Size
115-3	3/16
115-4	1/4
115-5	5/16
115-6	3/8

HEX NIPPLES



Part No.	Size
116-2	1/8
116-42	1/4 x 1/8
116-4	1/4
116-62	3/8 x 1/8
116-64	3/8 x 1/4
116-6	3/8
116-84	1/2 x 1/4
116-86	1/2 x 3/8
116-8	1/2
116-128	3/4 x 1/2
116-12	3/4

SLOTTED HEAD PIPE PLUG



Part No.	Size
117-2	1/8
117-4	1/4
117-6	3/8

RECESSED HEX HEAD PIPE PLUG



Part No.	Size
118-2	1/8
118-4	1/4
118-6	3/8
118-8	1/2

HEX HEAD PIPE PLUG



Part No.	Size
121-2	1/8
121-4	1/4
121-6	3/8
121-8	1/2
121-12	3/4

PIPE ADAPTERS



Part No.	Size
122-2	1/8
122-42	1/4 x 1/8
122-4	1/4
122-62	3/8 x 1/8
122-64	3/8 x 1/4
122-6	3/8
122-86	1/2 x 3/8
122-8	1/2
122-128	3/4 x 1/2

PIPE CROSS



Part No.	Size
123-2	1/8
123-4	1/4
123-6	3/8
123-8	1/2
123-12	3/4

45 DEGREE STREET ELBOW



Part No.	Size
124-2	1/8
124-4	1/4
124-6	3/8
124-8	1/2
124-12	3/4

MALE PIPE ELBOW



Part No.	Size
126-2	1/8
126-42	1/4 x 1/8
126-4	1/4
126-64	3/8 x 1/4
126-6	3/8
126-86	1/2 x 3/8
126-8	1/2

STREET TEE—MPT ON RUN



Part No.	Size
127-2	1/8
127-4	1/4
127-6	3/8
127-8	1/2

STREET TEE—MPT ON DROP



Part No.	Size
128-2	1/8
128-4	1/4
128-6	3/8
128-8	1/2

45 DEGREE FEMALE PIPE ELBOW



Part No.	Size
129-2	1/8
129-4	1/4
129-6	3/8
129-8	1/2

DRAIN COCK—GROUND PLUG TYPE WITH LEVER HANDLE



Part No.	Size
132-2	1/8
132-4	1/4
132-6	3/8
132-8	1/2

H HOLYOKE FITTINGS, Inc. BRASS FITTINGS, VALVES, PLUMBING SPECIALTIES

ADAPTER MALE BALL SEAT TO FIP (NPS x FPT)



Part No.	Size
137-42	1/4 x 1/8
137-44	1/4 x 1/4
137-46	1/4 x 3/8
137-64	3/8 x 1/4
137-66	3/8 x 3/8

HOSE BARB SPLICERS



Part No.	Size
138-3	3/16
138-4	1/4
138-5	5/16
138-6	3/8
138-8	1/2

MALE HOSE BARB



Part No.	Size
139-22	1/8 x 1/8
139-32	3/16 x 1/8
139-42	1/4 x 1/8
139-44	1/4 x 1/4
139-46	1/4 x 3/8
139-52	5/16 x 1/8
139-54	5/16 x 1/4
139-56	5/16 x 3/8
139-62	3/8 x 1/8
139-64	3/8 x 1/4
139-66	3/8 x 3/8
139-68	3/8 x 1/2
139-84	1/2 x 1/4
139-86	1/2 x 3/8
139-88	1/2 x 1/2
139-812	1/2 x 3/4
139-106	5/8 x 3/8
139-108	5/8 x 1/2
139-1012	5/8 x 3/4
139-128	3/4 x 1/2
139-1212	3/4 x 3/4

SWIVEL MALE HOSE BARB



Part No.	Size
139S-44	1/4 x 1/4
139S-66	3/8 x 3/8

SWIVEL FEMALE HOSE BARB—GASKET SEAT



Part No.	Size
140-22	1/8 x 1/8
140-32	3/16 x 1/8
140-42	1/4 x 1/8
140-44	1/4 x 1/4
140-46	1/4 x 3/8
140-54	5/16 x 1/4
140-64	3/8 x 1/4
140-66	3/8 x 3/8
140-68	3/8 x 1/2
140-86	1/2 x 3/8
140-88	1/2 x 1/2

NEEDLE VALVE—COMPRESSION TO MALE PIPE STRAIGHT



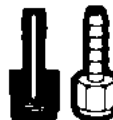
Part No.	Size
141-32	3/16 x 1/8
141-42	1/4 x 1/8
141-44	1/4 x 1/4
141-52	5/16 x 1/8
141-64	3/8 x 1/4

NEEDLE VALVE—COMPRESSION TO COMPRESSION STRAIGHT



Part No.	Size
142-3	3/16
142-4	1/4
142-5	5/16
142-6	3/8

SWIVEL FEMALE HOSE BARB—BALL SEAT



Part No.	Size
143-22	1/8 x 1/8
143-32	3/16 x 1/8
143-42	1/4 x 1/8
143-44	1/4 x 1/4
143-46	1/4 x 3/8
143-54	5/16 x 1/4
143-64	3/8 x 1/4
143-66	3/8 x 3/8
143-68	3/8 x 1/2
143-86	1/2 x 3/8
143-88	1/2 x 1/2

SOLID FEMALE HOSE BARB



Part No.	Size
144-42	1/4 x 1/8
144-44	1/4 x 1/4
144-46	1/4 x 3/8
144-52	5/16 x 1/8
144-54	5/16 x 1/4
144-56	5/16 x 3/8
144-62	3/8 x 1/8
144-64	3/8 x 1/4
144-66	3/8 x 3/8
144-68	3/8 x 1/2
144-84	1/2 x 1/4
144-86	1/2 x 3/8
144-88	1/2 x 1/2

COMPRESSION TO COMPRESSION SHUT-OFF



Part No.	Size
156-4	1/4
156-5	5/16
156-6	3/8
156-8	1/2

FLARE TO MALE PIPE SHUT-OFF



Part No.	Size
161-42	1/4 x 1/8
161-44	1/4 x 1/4
161-52	5/16 x 1/8
161-54	5/16 x 1/4
161-64	3/8 x 1/4
161-66	3/8 x 3/8
161-68	3/8 x 1/2
161-86	1/2 x 3/8
161-88	1/2 x 1/2

FLARE OIL TANK VALVE



Part No.	Size
162-6S8	3/8 x 1/2
162-6S12	3/8 x 3/4
162-8S12	1/2 x 3/4

COMPRESSION OIL TANK VALVE



Part No.	Size
162-6C8	3/8 x 1/2
162-6C12	3/8 x 3/4

FLARE TO FEMALE PIPE SHUT-OFF



Part No.	Size
165-66	3/8 x 3/8
165-68	3/8 x 1/2
165-88	1/2 x 1/2

FLARE TO FLARE SHUT-OFF



Part No.	Size
166-4	1/4
166-5	5/16
166-6	3/8
166-8	1/2
166-10	5/8

GARDEN HOSE WASHER—PLASTIC



Part No.	Size
1048A	-

GARDEN HOSE CAP WITH CHAIN—DIE CAST



Part No.	Size
1049-12	12" Chain

FEMALE GARDEN HOSE x FEMALE GARDEN HOSE



Part No.	Size
1051-FHFH	-

FEMALE GARDEN HOSE x FLARE



Part No.	Size
1051-6FLFH	3/8
1051-8FLFH	1/2
1051-10FLFH	5/8

FEMALE GARDEN HOSE x FEMALE PIPE



Part No.	Size
1051-2FPFH	
1051-8FPFH	1/2
1051-12FPFH	3/4

FEMALE GARDEN HOSE x MALE PIPE



Part No.	Size
1051-8MPFH	1/2
<i>(w/1/2 Nom Sweat in Pipe End)</i>	
1051-12MPFH	3/4
<i>(w/1/2 FPT Tap in Pipe End)</i>	

MALE GARDEN HOSE x FLARE



Part No.	Size
1051-6FLMH	3/8
1051-8FLMH	1/2
1051-10FLMH	5/8

MALE GARDEN HOSE x FEMALE PIPE



Part No.	Size
1051-8FPMH	1/2
1051-12FPMH	3/4

MALE GARDEN HOSE x HOSE BARB—DIE CAST



Part No.	Size
1051-8HBMH	1/2
1051-10HBMH	5/8
1051-12HBMH	3/4

MALE GARDEN HOSE x HOSE BARB—BRASS



Part No.	Size
1051B-8HBMH	1/2
1051B-10HBMH	5/8
1051B-12HBMH	3/4

MALE GARDEN HOSE x MALE GARDEN HOSE



Part No.	Size
1051-MMH	-

H HOLYOKE FITTINGS, Inc. BRASS FITTINGS, VALVES, PLUMBING SPECIALTIES

MALE GARDEN HOSE x MALE PIPE



Part No.	Size
1051-6MPMH	3/8
1051-8MPMH	1/2
(w/1/2 Nom Sweat in Pipe End)	
1051-12MPMH	3/4
(w/1/2 FPT Tap in Pipe End)	

SWIVEL GARDEN HOSE x FLARE



Part No.	Size
1055-6FLFH	3/8
1055-8FLFH	1/2

SWIVEL GARDEN HOSE x SWIVEL GARDEN HOSE



Part No.	Size
1055-FHFH	

SWIVEL GARDEN HOSE x FEMALE PIPE



Part No.	Size
1055-8FPFH	1/2 FPT
1055-12FPFH	3/4 FPT

SWIVEL GARDEN HOSE x HOSE BARB—DIE CAST



Part No.	Size
1055-8HBFH	1/2
1055-10HBFH	5/8
1055-12HBFH	3/4

SWIVEL GARDEN HOSE x HOSE—BARB—BRASS



Part No.	Size
1055B-8HBFH	1/2
1055B-10HBFH	5/8
1055B-12HBFH	3/4

SWIVEL GARDEN HOSE x MALE PIPE



Part No.	Size
1055-4MPFH	1/4
1055-6MPFH	3/8

SWIVEL HOSE BARB BOTH ENDS—3 PIECE SET



Part No.	Size
1056BR-8	1/2
1056BR-10	5/8
1056BR-12	3/4

GARDEN HOSE CAP



Part No.	Size
1057	Die cast
1057B	Brass

GARDENHOSE "Y"—DIE CAST



Part No.	Size
1058	

GARDEN HOSE PLUG W/CHAIN



Part No.	Size
1060-12	12" Chain

STANDARD POL NUT



Part No.	Size
1500	7/8 Hex

LARGE HEX POL NUT



Part No.	Size
1501	1-1/8 Hex

TAILPIECE ASSEMBLY STD. NUT



Part No.	Size
1503	1/4 MPT

POL TAILPIECE



Part No.	Size
1504	1/4 MPT

POL PLUG



Part No.	Size
1507	

POL CAP



Part No.	Size
1508	

POL TO PIPE ADAPTER



Part No.	Size
1509-4F	POL x 1/4 FPT

POL x MALE FLARE



Part No.	Size
1510-6	3/8 OD
1510-8	1/2 OD
1510-10	5/8 OD

ICE MAKER KIT



Part No.	Size
K2249	SELF TAPPING (Polyethelene Tubing)

FLARE TO COMPRESSION CONVERSION FITTING WITH DELRIN SLEEVE



Part No.	Size
P6242-4	1/4 OD

DRYER VENT EQUIPMENT FLEXIBLE DUCT—ALUMINUM



Part No.	Size
AF48	4" x 5 ft

FLEXIBLE DUCT—VINYL



Part No.	Size
EH45V	4" x 5 ft
EH48V	4" x 8 ft
EH420V	4" x 20 ft
EH450V	4" x 50 ft
EH35V	3" x 5 ft
EH38V	3" x 8 ft
EH320V	3" x 20 ft
EH350V	3" x 50 ft

FLEXIBLE KITS VINYL DUCT—ALUM. HOOD



Part No.	Size
EK45V	4" Dia x 5 ft Duct
EK48V	4" Dia x 8 ft Duct
EK35V	3" Dia x 5 ft Duct
EK38V	3" Dia x 5 ft Duct

FLEXIBLE KITS VINYL DUCT—PLASTIC HOOD (KNOCKED DOWN)



Part No.	Size
PK45KD	4" Dia x 5 ft Duct Bagged
PK48KD	4" Dia x 8 ft Duct Bagged

ALUMINUM HOODS



Part No.	Size
VH4	4" Hood
VH3	3" Hood

PLASTIC HOODS



Part No.	Size
PVH4	4" Hood

ALUMINUM ACCESSORIES



Part No.	Size
R43	4 x 3 Reducer
I34	3 x 4 Incr.
PC4	4" Clamp
PC3	3" Clamp
WP4	4" Win. Plate
WP3	3" Win. Plate
AP4	4" Pipe
AP3	3" Pipe
AE4	4" Elbow
AE3	3" Elbow