

GENE RICH & COMPANY



MAILING ADDRESS

**P.O. Box 11-112
FORT WORTH, TX 76110**

**TOLL FREE
PHONE: 800-433-7605
FAX: 877-535-7036**

PHYSICAL ADDRESS

**2525 LUDELLE STREET
FORT WORTH, TX 76105**

**LOCAL
PHONE: 817-536-1331
FAX: 817-535-7036**

**ONLINE: WWW.GENERICH.COM
EMAIL: SERVICE@GENERICH.COM**

To our valued customers:

Gene Rich & Company has provided quality plumbing specialties to wholesalers and re-sellers since 1952. Our commitment to service and customer satisfaction remains our #1 priority.

We are therefore pleased to present our latest catalog of quality plumbing speciality products. This edition incorporates many new products and several design enhancements to help you find what you need quickly and easily. Through expanded product information and larger images, you and your customers can identify the parts you need with confidence.

This catalog is also available in electronic format online at: WWW.GENERICH.COM and ready for immediate download 24/7. The electronic version is highly cross referenced and works in concert with our website to make ordering online extremely fast and easy. Be sure to visit us online where you will always find the most current catalog and pricing or call us today to request the catalog on CD.

All Gene Rich parts have assigned UPC codes and all products are now marked with bar codes to assist with inventory accounting, shipping, receiving and pricing. We have improved our merchandising with more legible labeling and by skin-packing many items for hang-up display at your sales counter.

Please note that for identification purposes only, original manufacturer's names may appear in the description of Gene Rich & Company replacement parts. (An asterisk * will appear next to a manufacturer's name.) These parts are made to our standards and specifications and should not be confused with the original OEM part.

We know you have a choice when it comes to plumbing specialties and we sincerely "Thank you!" for considering Gene Rich & Company, the home of "Eager Beaver Service" for over 50 years!

We welcome your comments and suggestions to help us improve our service and value to you and we look forward to contributing to your ongoing success.

Alan Rich
President

GENE RICH & COMPANY

TERMS OF SALE EFFECTIVE AUGUST 2010

SALES POLICY

It is our policy to sell to wholesalers and resellers. Possession of this catalog does not constitute an offer to sell.

PRICES

Our prices are subject to change without notice. All orders will be invoiced at the prevailing price at the time of shipment.

PAYMENT TERMS

We accept VISA and MasterCard or open a Gene Rich credit account and take advantage of our discounted, extended payment terms, subject to credit approval. Complete the credit application in the back of this catalog and fax it toll-free with your order to: 877-535-7036.

Credit accounts in good standing will enjoy **2% 10th Prox., Net 30 day** terms. Discounts will be allowed on invoices paid on or before the 10th of the month following shipment. Invoices dated after the 24th are considered next month's billing.

Please note: **Discounts only apply to merchandise.** No discounts allowed on freight or labor. Unearned cash discounts will be left open as an unpaid balance to the account. **Any amount past due is subject to a finance charge of 1 1/2 % per month** on the past due balance in accordance with the Truth-In-Lending Act.

MINIMUM ORDER

\$50.00 Net order. Orders under \$50.00 net cost will be assessed a \$10 handling charge.

SERVICE CHARGES

\$10.00 will be charged for shipments from our warehouse to the bus terminal.

C.O.D. ORDERS

No cash discounts allowed on any C.O.D. orders.

TAXES

Federal, state, county or municipal taxes which we may become liable for shall be charged to and paid by the customer.

COPYRIGHT

This catalog is copyright protected. No part of this book may be reproduced in any form or by any electronic or mechanical means, including information storage and retrieval devices or systems, without prior written permission.

FREIGHT TERMS

All merchandise is sold F.O.B. Fort Worth, Texas. Gene Rich & Co., Inc. selects carriers for prepaid freight. Freight will be Prepaid & Allowed on orders totaling **\$850.00 net** value or more at one time, to one destination. No freight allowed for order under **\$850.00 net** value under any circumstances.

To qualify for Quantity Discounts & Prepaid Freight Terms, all quantities must be shipped at one time, to one destination. **NO SPLIT SHIPMENTS.**

DELIVERY

We strive to ship all orders out on the same day they are received. However, we cannot be liable for any loss incurred due to delays in shipping, whatever the reason might be.

RETURNS

Returned merchandise will not be accepted and/or credited without prior approval from Gene Rich & Co. All non-defective returns must be in original, clean packaging and may be subject to a 15% handling charge. Returns should be sent to our physical address at:

2525 Ludelle Street
Fort Worth, TX 76105

GUARANTEE

Our guarantee shall be limited to the replacement or credit; not to exceed the original purchase price, and shall not include any installation or labor charges of any kind. All Gene Rich & Co., Inc. merchandise is guaranteed against defects in workmanship or material for a period of one (1) year from date of purchase, excluding any diaphragm test gauges, which carry a 30 day guarantee. No credits or replacements will be issued for merchandise damaged due to improper installation or abuse. We reserve the right to determine if merchandise returned is defective, and our judgment shall be final in such matters.

LIABILITY

Gene Rich & Co., Inc. shall not be liable for special, indirect, incidental or consequential damages, and GENE RICH & CO., INC.'s liability, whether in contract, tort, under any warranty, or otherwise, shall not exceed the price of the product or part on which such liability is based.



GENE RICH & COMPANY

TABLE OF CONTENTS

CLOSET FITTINGS

Screws, Bolts, Nuts & Washers | Floor Flanges | Bowl Wax | Flush Offsets & Elbows
Spuds & Locknuts | Lift Wires | Refill & Overflow Tubes | Guide Arms | Flush Valves | Flappers
Trip Levers | Float Balls & Rods | Ballcocks | Lavatory and Toilet Supply Lines | Pex Supply Tubes

PAGES
4 - 22

ESCUTCHEONS, FLOOR & CEILING PLATES

One Piece Shallow, Deep Bell, Deep Box | Split Sure Grip | Split Spring Type

PAGES
23 - 25

SLIP JOINT NUTS

Chrome Plated | Die Cast & Brass

PAGE 28

TUB & SHOWER ITEMS

Safety Grab Bars | Shower Curtain Rods | Add-A-Showers | Bathcocks | Bath Spouts
Diverter Spouts | Shower Heads & Arms | Offset Bath Supplies | Overflow Plates & Tub Shoes
Beaded Chain | Bath Stoppers | Bath Drains | Shower & Floor Drains | Shower Pan Liners & Cement
Water Heater Pans & Stands

PAGES
29 - 48

PIPE NIPPLES & FITTINGS

Sharkbite Fittings & Accessories | Red Brass Nipples & Fittings | Chrome Plated Nipples & Fittings

PAGES
49 - 51

HOSE FITTINGS

Brass Swivel Hose Fittings | Brass Hose to Pipe Thread Adapters | Vacuum Breaker

PAGES
54 - 55

KITCHEN & LAVATORY SINK ITEMS

PO Plug | Pop-Up Waste | Lotion Dispensers | Faucet Rosettes | Basin Faucets | Self-Closing Valves
Fountain Bubblers | Kitchen & Bathroom Faucets | Stems | Handles | Aerators | Vegetable Sprays
Basket Strainers | Stoppers | Waste Connectors | Lavatory Legs

PAGES
55 - 69

PVC TUBULAR

P Traps | S Traps | J Bends | Continuous Waste | PVC Fittings & Washers | Tailpieces
Extension Tubes

PAGES
70 - 73

AIR GAPS & DISPOSAL CONNECTORS

PAGE 74

HOSES & CLAMPS

Dishwasher & Washing Machine Drain Hoses | Garden Hoses | Murray Hose Clamps

PAGES
74 - 77

DRYER VENTS & TUBING

Flexible & Rigid Aluminum Pipe | Vinyl Tubing | Periscope Ducts | Elbows & Couplings | Vent Hoods

PAGES
78 - 81



TABLE OF CONTENTS

HANGERS & FASTENERS

Fixture Hangers | Hanger Iron | Hanger Tape | Pipe Hooks | Galvanized & Copper Pipe Strap
Clevis Hangers | Riser Clamps | Split-Ring Tube Hangers | Top Beam Clamps | Hanger Rods
Nail Plates | Stud Guards | Phillips & Slotted Screws | Stove Bolts | Toggle Bolts | Anchors

PAGES
82 - 88

PIPE REPAIR & COUPLINGS

Pipe Repair Clamps | No Hub Couplings | Compression Tees | Compression Couplings
Expansion Couplings | Flange Connection Gaskets & Bolts | Dielectric Couplings & Unions

PAGES
89 - 94

COVER PLATES & PLUGS

Drum Trap Cover | Sewer Relief Valves | Raised Head & Countersunk Plugs
Stainless Steel Cover Plates & Screws

PAGES
94 - 96

VALVES

Meter Boxes | Access Panels | Ice Maker Kits | Air Cocks | Gate Valves | Globe Valves
Stop & Waste Valves | Swing Check Valves | Gas Cocks | Brass, PVC & CPVC Ball Valves
Boiler Drains | Sillcocks | Hose Bibbs | Evaporator Cooler Valve

PAGES
96 - 100

TOOLS

Caution Tape | Duct Tape | Teflon | Leak Repair | Rulers & Measuring Tapes | Cutting Tools
Copper Tube Tools | Pipe Sleeving | Brushes | Sand Cloth | Files | Gloves | Probes
Shovels & Spades | Levels | Plumb Bob | Shims | Twine | Drill Bits | Pipe Taps & Extractors
Chisels | Hammers | Screwdrivers | Crimper | Pliers | Wrenches | Specialty Tools | Tie Down Straps
Lead Melting & Caulking Tools | Air Pumps | Test Plugs | Auger | Plungers | Pressure Gauges
Air Valves | Steam Siphons | Thermometers

PAGES
101 - 135

ELECTRICAL

Thermostats | Thermocouples | Power Generators | Water Heater Elements
Flashlights & Bulbs | Batteries | Garbage Disposal Cord | Extension Cords

PAGES
135 - 141

RUBBER GOODS

O Ring Assortments & Picks | Bibb Screw & Washer Assortments | Basin Gaskets | Sink Gaskets
Toilet Stabilizer/Floor Gasket | Ballcock and Flush Valve Gaskets | Sponge Tank-To-Bowl Gaskets
Spud Washers & Friction Rings | Sink Connection Washers | Cone Washers & Friction Rings
Garden Hose Washers | Sponge Rubber Waste & Overflow Washers

PAGES
142 - 149

PRODUCT NUMBER INDEX

Helps locate parts quickly when you already know the Gene Rich item number.

PAGES
154 - 161

ALPHABETICAL INDEX

PAGES
162 - 172

CREDIT APPLICATION

PAGE 173



GENE RICH & COMPANY

CLOSET SCREW & BOLT COMBINATIONS

DISCOUNTED 10%
WHEN YOU BUY
1,000 or more shanks

DISCOUNTED 15%
WHEN YOU BUY
10,000 or more shanks

Deluxe Combos: Include **Solid Brass** Shanks, Nickel Plated **BRASS** Nuts and **STAINLESS** Steel Washers.

SNW Combos: Include **Nickel Plated** Steel Shanks, Nickel Plated **Die Cast** Nuts and **Nickel Plated** Steel Washers.

-TP: Combinations are **TWIN PACKED** (2 shanks, 2 nuts, 2 washers to a poly bag, with 50 bags/box)

-QN: Combinations include **QUICKIE NUTS** for added convenience during installation.

-RW: For **ROUND WASHERS** in **BOLT** Combinations. (Round Washers are standard on Screw Combinations)

CLOSET FITTINGS

BRASS PLATED CLOSET SCREW COMBINATIONS

Screw Combinations listed here include .042 Nickel Plated **STEEL Washers**.
1/4" screw combinations include 7/16" Nickel Plated Die Cast **STEEL Nuts**.
5/16" screw combinations include 1/2" Nickel Plated Die Cast **STEEL Nuts**.



BULK

Item No	Shank Size	Shank #	Nut #	Washer #	Std. Pkg
10SNW	1/4 x 2-1/2	#30	#48	#75 Round	100 Ea
11SNW	1/4 x 3-1/2	#31	#48	#75 Round	100 Ea
14SNW	5/16 x 2-1/2	#34	#54	#75 Round	100 Ea
15SNW	5/16 x 3-1/2	#35	#54	#75 Round	100 Ea

TWIN PACKED (2 Shanks, 2 Nuts, 2 Washers per poly bag: 50 bags per box)

Item No	Shank Size	Shank #	Nut #	Washer #	Std. Pkg
10SNW-TP	1/4 x 2-1/2	#30	#48	#75 Round	50 Pr
11SNW-TP	1/4 x 3-1/2	#31	#48	#75 Round	50 Pr
14SNW-TP	5/16 x 2-1/2	#34	#54	#75 Round	50 Pr
15SNW-TP	5/16 x 3-1/2	#35	#54	#75 Round	50 Pr



SOLID BRASS CLOSET SCREW COMBINATIONS

Screw Combinations listed here include .040 **STAINLESS STEEL Washers**.
1/4" screw combinations include 7/16" Nickel Plated **BRASS Nuts**.
5/16" screw combinations include 1/2" Heavy Nickel Plated **BRASS Nuts**.



BULK

Item No	Shank Size	Shank #	Nut #	Washer #	Std. Pkg
12	1/4 x 2-1/2	#32	#50	#76 Round	100 Ea
13	1/4 x 3-1/2	#33	#50	#76 Round	100 Ea
16	5/16 x 2-1/2	#36	#54	#76 Round	100 Ea
17	5/16 x 3-1/2	#37	#54	#76 Round	100 Ea

TWIN PACKED (2 Shanks, 2 Nuts, 2 Washers per poly bag: 50 bags per box)

Item No	Shank Size	Shank #	Nut #	Washer #	Std. Pkg
12-TP	1/4 x 2-1/2	#32	#50	#76 Round	50 Pr
12LNOW-TP	1/4 x 2-1/2	#32	#52	#72 Oval (Lg. Nut)	50 Pr
13-TP	1/4 x 3-1/2	#33	#50	#76 Round	50 Pr
16-TP	5/16 x 2-1/2	#36	#54	#76 Round	50 Pr
17-TP	5/16 x 3-1/2	#37	#54	#76 Round	50 Pr





BRASS PLATED CLOSET BOLT COMBINATIONS

Bolt Combinations listed here include .042 Nickel Plated **STEEL Washers**.
 1/4" bolt combinations include 7/16" Nickel Plated Die Cast **STEEL Nuts**.
 5/16" bolt combinations include 1/2" Nickel Plated Die Cast **STEEL Nuts**.

BULK

Item No	Shank Size	Shank #	Nut #	Washer #	Quik Nut	Std. Pkg
19SNW	1/4 x 1-3/4	#39	#58	#71 Oval		100 Ea
19SNWRW	1/4 x 1-3/4	#39	#58	#75 Round		100 Ea
20SNW	1/4 x 2-1/4	#40	#58	#71 Oval		100 Ea
21SNW	1/4 x 3-1/2	#41	#58	#71 Oval		100 Ea
23ASNW	5/16 x 1-3/4	#43A	#63	#71 Oval		100 Ea
24SNW	5/16 x 2-1/4	#44	#63	#71 Oval		100 Ea



**DISCOUNTED 10%
WHEN YOU BUY
1,000 or more shanks**

TWIN PACKED

(2 Shanks, 2 Nuts, 2 Washers per poly bag: 50 bags per box)

Item No	Shank Size	Shank #	Nut #	Washer #	Quik Nut	Std. Pkg
19SNW-TP	1/4 x 1-3/4	#39	#58	#71 Oval		50 Pr
20SNW-TP	1/4 x 2-1/4	#40	#58	#71 Oval		50 Pr
20SNWQN-TP	1/4 x 2-1/4	#40	#58	#71 Oval	#68	50 Pr
20SNWRW-TP	1/4 x 2-1/4	#40	#58	#75 Round		50 Pr
20SNWRWQNTTP	1/4 x 2-1/4	#40	#58	#75 Round	#68	50 Pr
21SNW-TP	1/4 x 3-1/2	#41	#58	#71 Oval		50 Pr
21SNWRW-TP	1/4 x 3-1/2	#41	#58	#75 Round		50 Pr
23ASNW-TP	5/16 x 1-3/4	#43A	#63	#71 Oval		50 Pr
23ASNWQNTTP	5/16 x 1-3/4	#43A	#63	#71 Oval	#69	50 Pr
23ASNWRWTTP	5/16 x 1-3/4	#43A	#63	#75 Round		50 Pr
23ASNWRWQNTTP	5/16 x 1-3/4	#43A	#63	#75 Round	#69	50 Pr
24RW-TP	5/16 x 2-1/4	#44	#64	#76 Round		50 Pr
24SNW-TP	5/16 x 2-1/4	#44	#63	#71 Oval		50 Pr
24SNWQN-TP	5/16 x 2-1/4	#44	#63	#71 Oval	#69	50 Pr
24SNWRW-TP	5/16 x 2-1/4	#44	#63	#75 Round		50 Pr

**DISCOUNTED 15%
WHEN YOU BUY
10,000 or more shanks**



CLOSET FITTINGS

SOLID BRASS CLOSET BOLT COMBINATIONS

Bolt Combinations listed here include .040 **STAINLESS STEEL Washers**.
 1/4" bolt combinations include 7/16" Nickel Plated **BRASS Nuts**.
 5/16" bolt combinations include 1/2" Heavy Nickel Plated **BRASS Nuts**.

BULK

Item No	Shank Size	Shank #	Nut #	Washer #	Quik Nut	Std. Pkg
21A	1/4 x 1-3/4	#41A	#60	#72 Oval		100 Ea
22	1/4 x 2-1/4	#42	#60	#72 Oval		100 Ea
23	1/4 x 3-1/2	#43	#60	#72 Oval		100 Ea
24A	5/16 x 1-3/4	#45	#64	#72 Oval		100 Ea
26	5/16 x 2-1/4	#46	#64	#72 Oval		100 Ea





GENE RICH & COMPANY

SOLID BRASS CLOSET BOLT COMBINATIONS

(continued)

**DISCOUNTED 10%
WHEN YOU BUY
1,000 or more shanks**

**DISCOUNTED 15%
WHEN YOU BUY
10,000 or more shanks**

Bolt Combinations listed here include .040 **STAINLESS STEEL Washers**.
1/4" bolt combinations include 7/16" Nickel Plated **BRASS Nuts**.
5/16" bolt combinations include 1/2" Heavy Nickel Plated **BRASS Nuts**.

TWIN PACKED (2 Shanks, 2 Nuts, 2 Washers per poly bag: 50 bags per box)

Item No	Shank Size	Shank #	Nut #	Washer #	Quik Nut	Std. Pkg
21A-TP	1/4 x 1-3/4	#41A	#60	#72 Oval		50 Pr
22-TP	1/4 x 2-1/4	#42	#60	#72 Oval		50 Pr
22QN-TP	1/4 x 2-1/4	#42	#60	#72 Oval	#68	50 Pr
22RW-TP	1/4 x 2-1/4	#42	#60	#76 Round		50 Pr
22RW4N-TP	1/4 x 2-1/4	#42	#60 x4	#76 Round x 4		50 Pr
22RW4-TP	1/4 x 2-1/4	#42	#60	#76 Round x 4	#84A	50 Pr
22RWQN-TP	1/4 x 2-1/4	#42	#60	#76 Round	#68	50 Pr
22SNWRW-TP	1/4 x 2-1/4	#42	#58	#75 Round		50 Pr
23-TP	1/4 x 3-1/2	#43	#60	#72 Oval		50 Pr
23RW-TP	1/4 x 3-1/2	#43	#60	#76 Round		50 Pr
24A-TP	5/16 x 1-3/4	#45	#64	#72 Oval		50 Pr
24ARW-TP	5/16 x 1-3/4	#45	#64	#76 Round		50 Pr
26-TP	5/16 x 2-1/4	#46	#64	#72 Oval		50 Pr
26RW-TP	5/16 x 2-1/4	#46	#64	#76 Round		50 Pr
26RWQN-TP	5/16 x 2-1/4	#46	#64	#76 Round	#69	50 Pr



CLOSET FITTINGS

E-Z SNAP SOLID BRASS CLOSET BOLT COMBINATIONS

Combinations include: (2) Solid **BRASS Bolt Shanks**
(2) Captive **BRASS Washers**.
(2) .040 **STAINLESS STEEL Washers**.
(2) Nickel Plated **BRASS Nuts**.

TWIN PACKED (2 Sets per poly bag: 50 bags per box)

Item No	Shank Size	Shank #	Nut #	Washer #	Std. Pkg
22EZ-TP	1/4 x 2-1/4	#42EZ	#60	#76 Round	50 Pr
26EZ-TP	5/16 x 2-1/4	#46EZ	#64	#76 Round	50 Pr



CLOSET SCREW SHANK

Item No	Description	Std. Pkg
30	1/4 x 2-1/2 Brass Plated	100 Ea
31	1/4 x 3-1/2 Brass Plated	100 Ea
32	1/4 x 2-1/2 Solid Brass	100 Ea
33	1/4 x 3-1/2 Solid Brass	100 Ea
34	5/16 x 2-1/2 Brass Plated	100 Ea
35	5/16 x 3-1/2 Brass Plated	100 Ea
36	5/16 x 2-1/2 Solid Brass	100 Ea
37	5/16 x 3-1/2 Solid Brass	100 Ea





CLOSET BOLT SHANK

Item No	Description	Std. Pkg
39	1/4 x 1-3/4 Brass Plated	100 Ea
40	1/4 x 2-1/4 Brass Plated	100 Ea
41	1/4 x 3-1/2 Brass Plated	100 Ea
41A	1/4 x 1-3/4 Solid Brass	100 Ea
42	1/4 x 2-1/4 Solid Brass	100 Ea
43	1/4 x 3-1/2 Solid Brass	100 Ea
43A	5/16 x 1-3/4 Brass Plated	100 Ea
44	5/16 x 2-1/4 Brass Plated	100 Ea
45	5/16 x 1-3/4 Solid Brass	100 Ea
46	5/16 x 2-1/4 Solid Brass	100 Ea



CLOSET SCREW CLOSED NUTS

Item No	Description	Std. Pkg
48	1/4 x 7/16 NP Die Cast	100 Ea
50	1/4 x 7/16 NP Brass	100 Ea
52	1/4 x 1/2 NP Brass	100 Ea
54	5/16 x 1/2 NP Brass	100 Ea



CLOSET BOLT OPEN NUTS


Item No	Description	Std. Pkg
58	1/4 x 7/16 NP Die Cast	100 Ea
60	1/4 x 7/16 NP Brass	100 Ea
62	1/4 x 1/2 NP Brass	100 Ea
63	5/16 x 1/2 NP Die Cast	100 Ea
64	5/16 x 1/2 NP Brass	100 Ea



• Hold Bolts in Place

Item No	Description	Std. Pkg
68	1/4" Plastic	100 Ea
69	5/16" Steel	100 Ea

QUICKIE NUTS



CLOSET WASHERS

Item No	Description	Std. Pkg
71	NP Steel Oval	100 Ea
72	Pol. Stainless Oval	100 Ea
75	NP Steel Round	100 Ea
76	.040 Round Stainless	100 Ea





GENE RICH & COMPANY

ADJUSTABLE TANK BOWL BOLTS



Replace broken bowls or tanks by using adjustable tank-bolts.

Two to a set for coupling one closet combination. Sliding adjustment of 2 inches allows tank with 5" holes to fit bowl with 7" holes or vice versa.

Item No	Description	Std. Pkg
79	Adjustable Brass Tank Bowl Bolts	12 Pr

CLOSET FITTINGS

CLOSE COUPLED TANK BOLT COMBINATIONS

#81 includes:



- Two #83 Solid Brass 5/16 x 3-1/4 Bolt Shank w/Heavy Duty Truss Head
- Four #84 Solid Brass Hex Nuts
- Four #76 Stainless Steel Round Washers
- Four #86 Black Rubber Washers

#81-3S has three bolts, six nuts, six steel washers & six rubber washers

All sets are packaged in poly bags with 25 bags per box.

Item No	Shank Size	# of Bolts	# of Hex Nuts	S.S. Washers	Rubber Washers	Std. Pkg
81	5/16 x 3-1/4	2	4	4	4	25 Set
81-3S	5/16 x 3-1/4	3	6	6	6	25 Set

CLOSE COUPLED TANK BOLT KITS WITH GASKETS

Kit includes:



- One Sponge Rubber Tank-to-Bowl Beveled Gasket
- Two #83 Solid Brass 5/16 x 3-1/4 Bolt Shank w/Heavy Duty Truss Head
- Four #84 Solid Brass Hex Nuts
- Four #76 Stainless Steel Round Washers
- Four #86 Black Rubber Washers

#81C-3S has three bolts, six nuts, six steel washers & six rubber washers

Packaged in poly bags with 25 bags per box.

Item No	Shank Size	# of Bolts	Gasket Type	Gasket #	Std. Pkg
81A	5/16 x 3-1/4	2	Regular	W328	25 Bag
81B	5/16 x 3-1/4	2	Heavy	W329	25 Bag
81C	5/16 x 3-1/4	2	Double Seal	W330	25 Bag
81C-3S	5/16 x 3-1/4	3	Double Seal	W330	25 Bag

C.C. TANK BOLTS, NUTS AND WASHERS



Item No	Description	Std. Pkg
82	5/16" x 3" BR CC Bolt, 3/4 Head	100 Ea
83	5/16 x 3-1/4 BR CC Bolt Shank	100 Ea
84	5/16 Brass Hex Nut	100 Ea
84A	1/4" Plated Steel Hex Nut	100 EA
85	.040 Round Stainless Washer	100 Ea
86	C.C. Rubber Washer	100 Ea
W379	Cloth Inserted Rubber Washer	100 Ea



- Round Caps include locking Clips

WHITE PLASTIC BOLT CAPS

Item No	Description	Std. Pkg
155	Round, White Plastic, w/clip	25 Pr
156	Oval White Plastic	100 Ea



- Made of corrugated cardboard • 6" O.D. x 4" tall
- Use around waste lines and closet bends to keep poured concrete away
- Install closet flanges with ease, no need to chip out concrete.
- Fits 3" and 4" waste lines.

CLOSET BEND SPACERS

Item No	Description	Std. Pkg
87	4" Closet Bend Spacer, 4 Layers	50 Ea




- Use with 4" lead pipe

**DISCOUNTED!
WHEN YOU BUY
300 or more**

BRASS CLOSET FLOOR FLANGES

Item No	Description	Std. Pkg
120	14 oz. BR, Brushed	25 Ea
120C	Repair, For 4" Lead Pipe, 1-1/8" Collar	25 Ea




- Move the toilet closer to or farther from the wall by 1-1/2" offset

**DISCOUNTED!
WHEN YOU BUY
300 or more**

BRASS OFFSET CLOSET FLANGES

Item No	Description	Std. Pkg
120B	1-1/2" Offset, 2" Deep	1 Ea
120F	1-1/2" Offset, 2" Deep, w/Lug	1 Ea



- Use to raise height of existing floor flange, when necessary. (i.e., after adding tile or hardwood flooring)
- Stackable, sturdy PVC construction

CLOSET FLANGE EXTENDER

Item No	Description	Std. Pkg
120X	1/2" PVC	6 Ea



- Use to repair broken closet flanges

SPANNER FLANGE

Item No	Description	Std. Pkg
121	Spanner Flange	12 Ea






GENE RICH & COMPANY

CLOSET FITTINGS

TANK BOWL GASKETS

HEAVY TYPE AMBER WAX

Meets government specifications #HHC 536A
Individually Boxed - Full Cartons Only



Item No	Description	Std. Pkg
88	Heavy Wax Gasket Only	48 Ea
89	w/ 4" Plastic Flange	24 Ea
90	w/Tapered Flange 4"-3"	24 Ea

C.P. BRASS FLUSH OFFSET

POLISHED CHROME PLATED BRASS

Complete with Slip Nuts & Washers



Item No	Description	Std. Pkg
2398	1-1/2" Offset, 2 x 6	1 Ea

FLUSH ELBOW

POLISHED CHROME PLATED BRASS

Complete with Slip Nuts & Washers



Item No	Description	Std. Pkg
123	2" x 4" x 6" CP BR Flush Elbow	1 Ea
124	2" x 5" x 7" CP BR Flush Elbow	1 Ea
125	2" x 6" x 8" CP BR Flush Elbow	1 Ea

REPAIR FLUSH ELBOW

POLISHED CHROME PLATED BRASS

Complete with Slip Nuts & Washers



Item No	Description	Std. Pkg
125R	2" x 6" x 8" CP BR Repair Flush Elbow	1 Ea

TOILET PAPER ROLLER

- White Polystyrene
- Tension Spring



Item No	Description	Std. Pkg
149	White Plastic Toilet Paper Roller	12 Ea

C.P. BRASS SEAT HINGE

- Polished Chrome Plated Brass
- Standard pattern
- Complete with plated screws, and all required nuts & washers



Item No	Description	Std. Pkg
150	CP Brass Seat Hinge	1 Ea

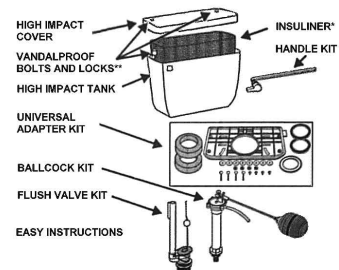


Replaces virtually any China toilet tank

UNIVERSAL REPLACEMENT TANK

- High Impact Plastic Lid (Vandal proof model includes locking bolts)
- Universal Tank-To-Bowl Adapter Kit w/gaskets & close coupled bolt sets
- Ballcock Kit complete with Float Rod & Ball
- Flush Valve Kit complete with Flapper
- Flush Handle Lever

Item No	Description	Std. Pkg
TK-1	IMPACTO Tank Replacement Kit	1 Ea
TK-1L	Tank Replacement w/Insuliner	1 Ea
TK-1LVP	Tank Repl w/Liner & Vandal Proof	1 Ea



BRASS CLOSET SPUDS AND BRASS URINAL SPUDS

Complete with brass locknut, friction ring and flanged rubber washer

Item No	Size	Description	Flanged Washer	Friction Ring	Brass Locknut	Std. Pkg
126	1" x 3/4"	Urinal Spud	W363	W545	139M	25 Ea
127	1-1/4" x 1-1/4"	Closet Spud	W364	W544	139A	25 Ea
128	1-1/4" x 3/4"	Urinal Spud	W373	W544	139L	25 Ea
129	1-1/2" x 1-1/2"	Closet Spud	W365	W543	139C	25 Ea
129A	1-1/2" x 1-1/4"	Closet Spud	W372	W544	139B	25 Ea
130	2" x 2"	Closet Spud	W366	W540	139G	25 Ea
134	2" x 1-1/2"	Closet Spud	W371	W541	139H	25 Ea
135	2" x 1-1/4"	Closet Spud	W370	W542	139J	25 Ea



CLOSET FITTINGS

Item No	Description	Std. Pkg
136	2" x 2"	25 Ea
137	1-1/2" (fits Jr. Basket Strainers)	25 Ea
138	1-1/4"	25 Ea
432	1/2" Die Cast Zinc Locknut	25 Ea
434	3-3/8" for Basket Strainers	12 Ea

DIE CAST LOCKNUTS



Item No	Description	Std. Pkg
139A	1-1/4" x 1-1/4"	25 Ea
139B	1-1/2" x 1-1/4"	25 Ea
139C	1-1/2" x 1-1/2"	25 Ea
139F	2" x 2" Round	25 Ea
139G	2" x 2" Hex Pattern	25 Ea
139H	2" x 1-1/2" (for Jr. Basket Strainers)	25 Ea
139J	2" x 1-1/4"	25 Ea
139K	3-3/8" (for Basket Strainer)	25 Ea
139L	1-1/4" x 3/4" (for Urinal Spud)	25 Ea
139M	1" x 3/4" (for Urinal Spud)	25 Ea
139P	Ballcock Locknut	25 Ea
139R	Ballcock Slipnut	25 Ea
139T	DT Ballcock Coupling Nut	25 Ea

BRASS LOCKNUTS





GENE RICH & COMPANY

CLOSET FITTINGS

BRASS LIFT WIRES

Full .116 Diameter
Order in packs of 25 or 100



Item No	Description	Std. Pkg
91	8-1/2" Upper	25 Ea
96	5-1/2" Lower	25 Ea

BRASS CLOSET REFILL TUBES



Item No	Description	Std. Pkg
107	1/4" x 9"	25 Ea

BRASS OVERFLOW TUBES



Item No	Description	Std. Pkg
109	1" OD x 10-1/2"	25 Ea
110	1" x 1-1/8" x 10-1/2"	25 Ea

BRASS GUIDE ARMS

1" Adjustable Arm



Item No	Description	Std. Pkg
112	Adjustable	50 Ea
113	Duncan Bronze	50 Ea


DOUGLAS FLUSH VALVES



#140

- Brass Body
- Plastic Overflow Tube
- With Nuts, Washers and Guide

Item No	Description	Std. Pkg
140	Douglas Flush Valve	25 Ea



#140PL

- Plastic Body, Non-corrosive ABS
 - Plastic Overflow Tube
 - Flapper Tank Ball
 - With Nuts, Washers and Guide
- Order in packs of 10 or 50

Item No	Description	Std. Pkg
140PL	Plastic	10 Ea



#141

- Brass Body
- Brass Overflow Tube
- With Nuts, Washers and Guide

Item No	Description	Std. Pkg
141	Brass, Import	2 Ea



UNIVERSAL OEM STYLE FLAPPER

- Universal Replacement Flapper for Hoov-R-Line*/Coast* Styles
- 3 Way Adapter
- Over 80% OEM Toilets Use This Style and Material
- No-Cut Strap AND Stainless Steel Chain are included



Item No	Description	Std. Pkg
B03	3-Way Black Flapper:Hoover/Coast	12 Ea

MAINTENANCE TRADE STYLE FLAPPER

- Universal Replacement Flapper for Seal Master/Korky/Korky Plus
- Most Popular Maintenance Trade Design
- Chemical Resistant Material Meets OEM Specifications
- Big Buford* Oversized Seal Surface Even Works On A/S* Actuating Unit
- Stainless Steel Chain Included



Item No	Description	Std. Pkg
B04	2-Way Red Flapper:Sealmaster/Korky	12 Ea

COAST* OEM FLAPPER

- High Grade Vinyl Construction
- Stainless Steel Chain Included



Item No	Description	Std. Pkg
B05	Blue Vinyl Flapper w/Chain, Coast OEM	12 Ea

CRANE* STYLE FLAPPER

- Siliconized Construction
- Rated #1 Material, Southern California Municipal Test**
- Resists chemicals and toilet tank cleaners
- Stainless Steel Chain Included



Item No	Description	Std. Pkg
B07	Crane* Flapper w/Foam Float, SS Chn	1 Ea

ELJER* STYLE FLAPPER

- White Plastic Construction
- Eljer* original unit with rigid arms
- Foam Cone
- Stainless Steel Beaded Chain Included



Item No	Description	Std. Pkg
B08	Eljer* Plastic Flapper w/Foam Flt, Chain	1 Ea

KOHLER* STYLE BIG BULB FLAPPER

- Fits Old Style Kohler*
- Stainless Steel Chain Included



Item No	Description	Std. Pkg
B09	Kohler* Big Bulb Flapper w/SS Chain	1 Ea



GENE RICH & COMPANY

CLOSET FITTINGS

KOHLER* STYLE LONG ARM FLAPPER



- Siliconized Construction
- Resists chemicals and toilet tank cleaners
- Stainless Steel Chain Included
- Fits: Rialto, Rosario, Rocjelle, Pillow Talk, San Martina, San Raphael

Item No	Description	Std. Pkg
B10	Kohler* Long Arm Flapper, w/Chain	1 Ea

KOHLER* STYLE T-BACK FLAPPER



- Siliconized Construction
- Resists chemicals and toilet tank cleaners
- Stainless Steel Chain Included
- Fits: Kelly Graphos, Rialto, Rosario, San Raphael, Santa Rosa

Item No	Description	Std. Pkg
B11	Kohler* T-Back Rialto Flapper, w/Chain	1 Ea

KOHLER* STYLE SHARKTOP FLAPPER



- Siliconized Construction
- Resists chemicals and toilet tank cleaners
- Stainless Steel Chain Included
- Fits: Citizen, Gabrielle, Revival, Rialto, San Raphael, Santa Rosa

Item No	Description	Std. Pkg
B12	Kohler* Sharkfin Flapper, w/Chain	1 Ea

JUMBO TOTO* STYLE FLAPPERS



- Siliconized Construction
- Resists chemicals and toilet tank cleaners
- Stainless Steel Chain Included
- Blue: Power Gravity
- Red: G-Max
- Winner of the 2003 BMPMA Award



Item No	Description	Std. Pkg
B14B	Jumbo Toto Flapper, Blue (powr gravity)	1 Ea
B14R	Jumbo Toto Flapper, Red (G-Max)	1 Ea



CENTERLINE ADJUSTABLE FLAPPER

- Fits virtually all 1.6 tank flush valves
- Quick Release Thumb Screw with Integral Ball Joint allows the seal disc to tilt and telescope for perfect alignment every time!
- Disc can extend 5/8" and tilt up to 30°
- Fully adjustable timing float provides 1 to 4.5 G.P.F.
- Chemical Resistant
- Individually carded



Item No	Description	Std. Pkg
B15	Centerline Adjustable Flapper	12 Ea

KORKY 1.6 FLAPPER by Lavelle

- Universal design fits most 1.6 gallon toilets
- Adjustable sealing ball for precise water control
- Easily change the flush volume with just a twist
- Saves up to 50% more water when used in conventional toilets
- Chemical resistant chlorazone® body
- Individually carded in cartons of 12



Item No	Description	Std. Pkg
B16	Korky 1.6 Adjustable Flapper	12 Ea

ORIGINAL KORKY FLAPPER by Lavelle

- Universal replacement flapper preferred by plumbers since 1954
- Assures a positive seal
- Eliminates lift wire misalignment
- Chemical resistant
- Individually carded for easy display



Item No	Description	Std. Pkg
B54	Black Original	12 Ea

ORIGINAL KORKY PLUS FLAPPER by Lavelle

- Universal replacement flapper
- Premium quality chlorazone® construction
- Withstands chloramine and tank cleaners
- 5- year Guarantee
- Individually carded for easy display



Item No	Description	Std. Pkg
B60	Red Korky Plus	12 Ea

KOHLER FLUSH BALL REPLACEMENT by Lavelle

- Fits specific Kohler two-piece toilets
- Premium red Chlorazone® rubber resists chlorine
- Replaces Kohler p/n 49114
- Individually carded for easy display



Item No	Description	Std. Pkg
B58	Kohler Flush Ball replacement	12 Ea



GENE RICH & COMPANY

CLOSET FITTINGS

TANK BALLS



#B50



#B51



#B52

- Tank Balls are boxed to protect shape
- Fit-All Tank Ball is designed to adapt to all types of valve seats
- Eljer* Tank Ball for use with Eljer* Touch Flush
- Tri-Seal Tank Ball exerts internal pressure for positive seal

Item No	Description	Std. Pkg
B50	Fit-All Tank Ball	12 Ea
B51	Eljer* Tank Ball for Touch Flush	12 Ea
B52	Tri-Seal Tank Ball	12 Ea

DISC SEAT FLAPPERS



#B73



#B74



#B75

- For small tilt flush valves
- Long rib pattern with smaller O.D.
- All discs are shipped in a plastic case to protect the seat's shape

Item No	Description	Std. Pkg
B73	Am. Std.* Disc Seat Flapper, Snap-On	25 Ea
B74	Am. Std.* Disc Seat Flapper, Screw-On	25 Ea
B75	Am. Std.* Disc Seat Flapper, Combo	25 Ea

AMERICAN STANDARD* ACUATOR ACCESSORIES



#B79

- Chain Kit for all actuator units (Am. Std.* #8321-07)
- Includes Chain, Grommet and Clip

Item No	Description	Std. Pkg
B79	Am. Std.* Chain Kit w/Gommet & Clip	10 Ea

AMERICAN STANDARD* FLAPPERS



#B82



#B84

- Actuator Replacement Kits complete with disc, chain, grommet and clip
- #B82 includes a generic Old Style Black, **Low** Profile Actuator
Use to replace OEM #5 (33642-07)
- #B84 includes a generic Old Style Black, **High** Profile Actuator
Use to replace OEM #6 (72880-07)

Item No	Description	Std. Pkg
B82	Am. Std.* #5 Low, Black, Actuating Unit	5 Ea
B84	Am. Std.* #6 High, Black, Actuating Unit	5 Ea



ECONOMY FIT ALL TOILET TANK TRIP LEVER

- Chrome Plated Hollow Handle
- 8" Brass Arm
- Metal Spud and Nut
- Individually Boxed



DISCOUNTED!
WHEN YOU BUY
100 or more

Item No	Description	Std. Pkg
119	CP Tank Lever, Zinc Spud & Nut	25 Ea
119WPN	CP Tank Lever, Plastic Spud & Nut	1 EA

RIGHT HAND TOILET TANK TRIP LEVER


- Chrome Plated Handle
- Right Hand Threaded - Nut tightens clockwise
- For right hand mount and some handicapped toilets
- 8" Brass Arm
- Plastic Spud and Nut
- Individually Boxed



Item No	Description	Std. Pkg
119-RH	CP Br Right Hand Tank Lever	1 Ea

HEAVY DUTY FIT ALL TOILET TANK TRIP LEVER

- Chrome Plated Handle
- 8" Brass Arm
- Plastic Spud and Nut
- Individually Boxed



DISCOUNTED!
WHEN YOU BUY
100 or more

Item No	Description	Std. Pkg
119-HD	Heavy Duty CP Br Tank Lever	1 Ea

ANTIQUE BRASS FIT ALL TOILET TANK TRIP LEVER

- Antique Brass Handle
- 8" Brass Arm
- Plastic Spud and Nut
- Individually Boxed



Item No	Description	Std. Pkg
119-AB	Antique Brass Tank Lever	1 Ea

POLISHED BRASS FIT ALL TOILET TANK TRIP LEVER

- Polished Brass Handle
- 8" Brass Arm
- Plastic Spud and Nut
- Individually Boxed



Item No	Description	Std. Pkg
119-PB	Polished Brass Tank Lever	1 Ea



GENE RICH & COMPANY

CLOSET FITTINGS

AMERICAN STANDARD* TOILET TANK TRIP LEVERS



- Chrome Plated Handle
- 5 1/2" Brass Arm
- Plastic Spud and Nut
- Individually Bagged w/Hang-up Headers

Item No	Description	Std. Pkg
119-MA	C.P. Tank Lever, 5-1/2" Arm	1 Ea

AMERICAN STANDARD* TOILET TANK TRIP LEVER



- Chrome Plated Plastic Handle
- 4 1/2" Plastic Arm
- Plastic Spud and Nut
- Individually Bagged w/Hang-up Headers

Item No	Description	Std. Pkg
119-PAS	Plastic 4" Tank Lever-Am.Stnd.	1 Ea

SHORT ARM TOILET TANK TRIP LEVER



- Chrome Plated Handle
- 4 1/2" Brass Arm
- Plastic Spud and Nut
- Individually Boxed

Item No	Description	Std. Pkg
119-SA	C.P. Tank Lever, 4-1/2" Arm	1 Ea

ELJER* SIDE MOUNT TRIP LEVER



- Chrome Plated Handle
- 9" Brass Arm
- Plastic Spud and Nut
- Individually Bagged w/Hang-up Headers

Item No	Description	Std. Pkg
119-SM	CP Tank Lever, Eljer Side Mount	1 Ea

TANK LEVER NUTS



Item No	Description	Std. Pkg
119-PN	Tank Lever Nut - Plastic	10 Ea
119-ZN	Tank Lever Nut - Zinc	10 Ea



- Plastic Floats available in 25 Packs and 100 Packs Only

Item No	Description	Std. Pkg
142	4" x 5" Copper	100 Ea
142-12	4" x 5" Copper	12 Ea
143	4" x 5" Plastic	25 Ea

FLOAT BALLS



- Order in packs of 25 or 100

Item No	Size	Std. Pkg
100	1/4 x 8"	25 Ea
101	1/4 x 9"	25 Ea
102	1/4 x 10"	25 Ea
103	1/4 x 12"	25 Ea

BRASS FLOAT RODS



1/4" - 20 Threads

CLOSET FITTINGS

GENUINE COASTMASTER BALLCOCKS



#2301



- All Delrin construction
- Easy to install
- Quiet, Reliable operation
- Brass screws
- Includes: 8" Brass Float Rod
Vinyl filler tube
Locknut, Coupling nut & all washers
- Individually bagged
- Code approved Anti-Siphon design (#2302 & #2303 only)

DISCOUNTED
5% for 72
10% for 144
15% for 504



#2302 & #2303

Item No	Size	Type	Std. Pkg
2301	8"	Regular	24 Ea
2302	12"	Anti-Siphon	24 Ea
2303	10"	Anti-Siphon	24 Ea

COASTMASTER TOP ASSEMBLIES



#2316

- Genuine Coastmaster Replacement parts
- Brass Screws
- Individually bagged



#2318

Item No	Description	Std. Pkg
2316	Top Assy. for #2301	1 Ea
2318	Top Assy. for #2302 & 2303	1 Ea

COAST BALLCOCK REPAIR KIT



- Genuine Coastmaster Replacement parts
- Brass Screws
- Individually bagged

Item No	Description	Std. Pkg
2100	Ballcock Repair Kit	25 Ea

HELICAL SPRING



- All Brass Spring
- Refill tube holder slides onto overflow tube

Item No	Description	Std. Pkg
2309	Helical Spring for Ballcock	24 Ea

REFILL CLIPS



- Plastic construction
- Use to hold refill tube in place

Item No	Description	Std. Pkg
2310	Refill Clip For Ballcocks	25 Ea



GENE RICH & COMPANY

CLOSET FITTINGS

COASTMASTER LO-BOY FILL VALVE



- Fits many one piece toilets
- Meets all codes
- Non-metallic materials
- Includes float rod and all necessary installation parts

Item No	Description	Std. Pkg
2304	Coastmaster Lo-Boy Fill Valve	24 Ea

MANSFIELD* STYLE BALLCOCK



- All Brass construction
- Compound lever
- Refill tube included
- Float rod included

Item No	Description	Std. Pkg
2307IMP	Elevated Brass Ballcock	1 Ea

KORKY® QUIETFILL® ANTI-SIPHON FILL VALVE

Proven quietest!



- **Fits all two-piece toilets:**
All brands, all sizes. Fits most one-piece toilets. Innovative twist-lock action for water level adjustment.
- **Quietest fill valve available:**
Laboratory test prove the Korky® QuietFill® is 2 to 3 times quieter than other fill valves.
- **Anti-siphon design**, code approved.
- **Efficient compact design:**
Internal float makes installation easy. Assures precise water control.
- **Five-year guarantee**

Item No	Description	Std. Pkg
2330	Korky QuietFill Toilet Fill Valve	1 Ea

FLUIDMASTER® ANTI-SIPHON FILL VALVE

#1 Best Selling Fill Valve in the World!



- Fits most standard tanks including 1.6 gpf models.
- Anti-siphon, code approved.
Won't contaminate fresh water supply.
- Height adjustable from 9" - 14".
- "Signals" leaks or water waste by automatically turning on/off during periods of non-use.
- Turn-and-lock cap for easy seal replacement - no tools needed.
- Water level adjusts easily for ideal flush.
- Corrosion-resistant materials withstand harsh water & constant use.
- Easy to install, no special tools required.

Item No	Description	Std. Pkg
FM-400A	Fluidmaster Toilet Tank Fill Valve	1 Ea

BALLCOCK NUTS

- Die Cast Ballcock Nuts



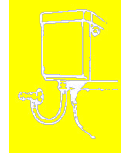
Item No	Description	Std. Pkg
145	Die Cast Coupling Nut, 11/16" Hole	50 Ea
146	Die Cast Zinc Ballcock Locknut	25 Ea



BRAIDED STAINLESS STEEL CLOSET SUPPLIES WITH PLASTIC NUT

- Specially formulated NSF and FDA approved PVC compound
- Reinforced with tightly knit external stainless steel braiding
- A quality alternative to inner braided PVC water supply connectors
- Improved reliability and flexibility that resists kinking
- Plastic Nut at ballcock connection
- Brass coupling at the stop
- Solid brass inserts
- Operating temperture range: 30° F - 180° F
- Maximum pressure range: 1,800 psi @ 70° F
1,250 psi @ 180° F
- UPC Approved and Certified to ANSI / NSF 61

Item No	Description	Std. Pkg
653SF	9" - 1/2 ips, 7/8 BC	6 Ea
653SH	12" - 1/2 ips, 7/8 BC	6 Ea
653SL	20" - 1/2 ips, 7/8 BC	6 Ea
653SM	9" - 3/8 comp, 7/8 BC	6 Ea
653SR	12" - 3/8 comp, 7/8 BC	6 Ea
653SR-16	16" - 3/8 comp, 7/8 BC	6 Ea
653SS	20" - 3/8 comp, 7/8 BC	6 Ea
653SU	9" - 1/2 comp, 7/8 BC	6 Ea
653SW	12" - 1/2 comp, 7/8 BC	6 Ea
653SX	20" - 1/2 comp, 7/8 BC	6 Ea



1/2" ips x 7/8" ips
1/2" comp x 7/8" ips




3/8" comp x 7/8" ips

CLOSET FITTINGS

BRAIDED STAINLESS STEEL CLOSET SUPPLIES WITH BRASS NUT

- Specially formulated NSF and FDA approved PVC compound
- Reinforced with tightly knit external stainless steel braiding
- A quality alternative to inner braided PVC water supply connectors
- Improved reliability and flexibility that resists kinking
- All Brass Nuts, Couplings and Inserts
- Operating temperture range: 30° F - 180° F
- Maximum pressure range: 1,800 psi @ 70° F
1,250 psi @ 180° F
- UPC Approved and Certified to ANSI / NSF 61

Item No	Description	Std. Pkg
653SFB	9" - 1/2 ips, 7/8 BR BC	6 Ea
653SHB	12" - 1/2 ips, 7/8 BR BC	6 Ea
653SLB	20" - 1/2 ips, 7/8 BR BC	6 Ea
653SMB	9" - 3/8 comp, 7/8 BR BC	6 Ea
653SRB	12" - 3/8 comp, 7/8 BR BC	6 Ea
653SRB-16	16" - 3/8 comp, 7/8 BR BC	6 Ea
653SSB	20" - 3/8 comp, 7/8 BR BC	6 Ea
653SUB	9" - 1/2 comp, 7/8 BR BC	6 Ea
653SWB	12" - 1/2 comp, 7/8 BR BC	6 Ea
653SXB	20" - 1/2 comp, 7/8 BR BC	6 Ea



1/2" ips x 7/8" ips
1/2" comp x 7/8" ips



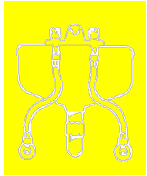
3/8" comp x 7/8" ips



GENE RICH & COMPANY

CLOSET FITTINGS

BRAIDED STAINLESS STEEL LAVATORY SUPPLIES



- Specially formulated NSF and FDA approved PVC compound
- Reinforced with tightly knit external stainless steel braiding
- A quality alternative to inner braided PVC water supply connectors
- Improved reliability and flexibility that resists kinking
- All Brass Nuts, Couplings and Inserts
- Operating temperature range: 30° F - 180° F
- Maximum pressure range: 1,800 psi @ 70° F
1,250 psi @ 180° F
- UPC Approved and Certified to ANSI / NSF 61



1/2" ips x 1/2" ips
1/2" comp x 1/2" ips



3/8" comp x 1/2" ips

Item No	Description	Std. Pkg
652SF	12" - 1/2 ips, 1/2 ips	6 Ea
652SH	20" - 1/2 ips, 1/2 ips	6 Ea
652SL	12" - 3/8 comp, 1/2 ips	6 Ea
652SL-16	16" - 3/8 comp, 1/2 ips	6 Ea
652SM	20" - 3/8 comp, 1/2 ips	6 Ea
652SR	12" - 1/2 comp, 1/2 ips	6 Ea
652SS	20" - 1/2 comp, 1/2 ips	6 Ea

FLARE ADAPTORS



- Chrome Plated Brass Adaptor with Plastic Washer
- Convert Flare connections to Compression connections
- Replacement Plastic Washers are available

Item No	Description	Std. Pkg
654A	3/8 Comp x 3/8 Flare, CP	12 Ea
654B	3/8 Comp x 1/2 Flare, CP	12 Ea
654A-W	Plastic Washer for #654A Adaptor	12 Ea
654B-W	Plastic Washer for #654B Adaptor	12 Ea

PEX LAVATORY SUPPLY TUBES



- Cross linked polyethylene (PEX)
- ASTM F876/877, NSF 61, IAPMO listed
- Rated for 100 psi at 180° F

Item No	Description	Std. Pkg
652PX-12	3/8" x 12" PEX Lavatory Supply Tube	10 Ea
652PX-15	3/8" x 15" PEX Lavatory Supply Tube	10 Ea
652PX-20	3/8" x 20" PEX Lavatory Supply Tube	10 Ea
652PX-30	3/8" x 30" PEX Lavatory Supply Tube	10 Ea
652PX-36	3/8" x 36" PEX Lavatory Supply Tube	10 Ea

PEX CLOSET SUPPLY TUBES



- Cross linked polyethylene (PEX)
- ASTM F876/877, NSF 61, IAPMO listed
- Rated for 100 psi at 180° F

Item No	Description	Std. Pkg
653PX-12	3/8" x 12" PEX Toilet Supply Tube	10 Ea
653PX-15	3/8" x 15" PEX Toilet Supply Tube	10 Ea
653PX-20	3/8" x 20" PEX Toilet Supply Tube	10 Ea



- Sure Grip Escutcheons
- Full Packages Only

CHROME PLATED STEEL SHALLOW ESCUTCHEONS

Item No	Size	Hole I.D.	Flange OD	Std. Pkg
160	3/8" IPS	11/16"	2-1/2"	25 Ea
161	1/2" IPS	27/32"	2-1/2"	25 Ea
162	3/4" IPS	1-1/16"	2-1/2"	25 Ea
163	1" IPS	1-3/8"	2-3/4"	25 Ea
164	1-1/4" IPS	1-11/16"	3"	25 Ea
165	1-1/2" IPS	1-15/16"	3-1/2"	25 Ea
165SOD	1-1/2" IPS	1-15/16"	3"	25 Ea
166	2" IPS	2-3/8"	3-1/2"	25 Ea

DISCOUNTED
5% for 500
10% for 1,000



ESCUTCHEONS

Item No	Size	CWT Size	Flange OD	Std. Pkg
167	3/8" OD		2-1/2"	25 Ea
167A	1/2" OD	3/8" CWT	2-1/2"	25 Ea
168	5/8" OD	1/2" CWT	2-1/2"	25 Ea
168A	3/4" OD		2-1/2"	25 Ea
169	7/8" OD	3/4" CWT	2-1/2"	25 Ea
170	1-1/4" OD		2-3/4"	25 Ea
170A	1-1/8" OD	1" CWT	2-1/2"	25 Ea
171	1-3/8" OD	1-1/4" CWT	2-3/4"	25 Ea
172	1-1/2" OD		2-3/4"	25 Ea
172A	1-5/8" OD	1-1/2" CWT	3"	25 Ea
173	1-3/4" OD		3-1/2"	25 Ea
174	2" OD		3-1/2"	25 Ea

- Sure Grip Escutcheons
- Full Packages Only

CHROME PLATED STEEL DEEP BELL ESCUTCHEONS

Item No	Size	Hole I.D.	Flange OD	Height	Std. Pkg
200	3/8" IPS	11/16"	2-3/8"	1-1/8"	25 Ea
201	1/2" IPS	27/32"	2-3/8"	1-1/8"	25 Ea
202	3/4" IPS	1-1/16"	2-3/8"	1-1/8"	25 Ea
203	1" IPS	1-3/8"	3"	1-1/2"	25 Ea
204	1-1/4" IPS	1-11/16"	3"	1-1/4"	25 Ea
205	1-1/2" IPS	1-15/16"	3"	1-1/4"	25 Ea

DISCOUNTED
5% for 500
10% for 1,000



Item No	Size	CWT Size	Flange OD	Height	Std. Pkg
207	3/8" OD		2-3/8"	1-1/8"	25 Ea
208	7/16" OD		2-3/8"	1-1/8"	25 Ea
209	1/2" OD	3/8" CWT	2-3/8"	1-1/8"	25 Ea
210	9/16" OD		2-3/8"	1-1/8"	25 Ea
211	5/8" OD	1/2" CWT	2-3/8"	1-1/8"	25 Ea
212	1-1/4" OD		3"	1-3/8"	25 Ea
213	1-1/2" OD		3"	1-3/8"	25 Ea



GENE RICH & COMPANY

PLASTIC DEEP BELL ESCUTCHEONS

- Sure Grip Escutcheons
- Full Packages Only

DISCOUNTED
5% for 500
10% for 1,000



PLASTIC, POLISHED BRASS FINISH

Item No	Size	CWT Size	Flange OD	Height	Std. Pkg
7940PB	5/8" OD	1/2" CWT	2-1/4"	1-1/8"	12 Ea
7945PB	1-1/4" OD		3"	1-5/8"	12 Ea
7946PB	1-1/2" OD		3"	1-5/8"	12 Ea



PLASTIC, WHITE

Item No	Size	CWT Size	Flange OD	Height	Std. Pkg
7940W	5/8" OD	1/2" CWT	2-1/4"	1-1/8"	12 Ea
7945W	1-1/4" OD		3"	1-5/8"	12 Ea
7946W	1-1/2" OD		3"	1-5/8"	12 Ea

ESCUTCHEONS

DEEP BOX ESCUTCHEONS

- Sure Grip, STEEL Escutcheons
- Full Packages Only

DISCOUNTED
5% for 500
10% for 1,000



CHROME PLATED STEEL

Item No	Size	Hole I.D.	Flange OD	Height	Std. Pkg
214	1-1/4" IPS	1-11/16"	3"	1-1/2"	25 Ea
215	1-1/2" IPS	1-15/16"	3"	1-1/2"	25 Ea
216	1-1/4" OD	1-1/4"	3"	1-1/2"	25 Ea
218	1-1/2" OD	1-1/2"	3"	1-1/2"	25 Ea
219	2" OD	2"	3"	1-3/4"	25 Ea

- Sure Grip, PLASTIC Escutcheons
- Full Packages Only



PLASTIC, POLISHED BRASS FINISH

Item No	Size	CWT Size	Flange OD	Height	Std. Pkg
7948PB	1-1/4" OD		3"	1-5/8"	12 Ea
7949PB	1-1/2" OD		3"	1-5/8"	12 Ea

- Sure Grip, PLASTIC Escutcheons
- Full Packages Only



PLASTIC, WHITE

Item No	Size	CWT Size	Flange OD	Height	Std. Pkg
7948W	1-1/4" OD		3"	2-5/8"	12 Ea
7949W	1-1/2" OD		3"	2-5/8"	12 Ea



- Heavy Gauge Steel Plates
- Full Packages Only
- Tempered steel springs hold the plate to the ceiling
- Plates are copper plated before the nickel finish and chrome is applied

CHROME PLATED STEEL FLOOR AND CEILING PLATES WITH SPRINGS

Item No	Size	Hole I.D.	Flange OD	Std. Pkg
249	1/4" IPS	5/8"	2-1/4"	12 Ea
250	3/8" IPS	3/4"	2-1/4"	12 Ea
251	1/2" IPS	7/8"	2-1/2"	12 Ea
252	3/4" IPS	1-1/8"	2-3/4"	12 Ea
253	1" IPS	1-3/8"	3-1/4"	12 Ea
254	1-1/4" IPS	1-3/4"	3-1/2"	12 Ea
255	1-1/2" IPS	2-1/16"	3-7/8"	12 Ea
256	2" IPS	2-1/2"	4-1/2"	12 Ea
257	2-1/2" IPS	2-15/16"	5-3/8"	12 Ea
258	3" IPS	3-9/16"	5-7/8"	12 Ea
259	3-1/2" IPS	4-1/8"	6-5/8"	12 Ea
260	4" IPS	4-9/16"	7-1/8"	12 Ea
260A	5" IPS	5-5/8"	9"	12 Ea
260B	6" IPS	6-13/16"	10"	12 Ea
260C	8" IPS	8-15/16"	13-1/4"	12 Ea
260F	10" IPS	11"	16-1/4"	12 Ea
260H	12" IPS			12 Ea



DISCOUNTED
5% for 72
10% for 144

Item No	Size	Hole I.D.	Flange OD	Std. Pkg
261	3/8" CWT	1/2"	2-1/8"	12 Ea
262	1/2" CWT	5/8"	2-3/8"	12 Ea
263	3/4" CWT	7/8"	2-3/8"	12 Ea
264	1" CWT	1-1/8"	3"	12 Ea
265	1-1/4" CWT	1-3/8"	3-1/4"	12 Ea
266	1-1/2" CWT	1-5/8"	3-1/4"	12 Ea
267	2" CWT	2-1/8"	4"	12 Ea
267A	2-1/2" CWT	2-5/8"	4-7/8"	12 Ea
268	3" CWT	3-1/8"	5-1/8"	12 Ea
268A	3-1/2" CWT			12 Ea
269 (Discontinued)	4" CWT	Use 3-1/2" IPS	(#259)	
269A	4-1/2" CWT			12 Ea
270A	5" CWT			12 Ea
270B	6" CWT	6-1/8"	9-1/2"	12 Ea
270C	8" CWT	8-1/8"	12-1/2"	12 Ea



ESCUTCHEONS



GENE RICH & COMPANY

CHROME PLATED STEEL FLOOR AND CEILING PLATES SURE GRIP STYLE

- Light Gauge Steel Plates
- Full Packages Only
- Plates are copper plated before the nickel finish and chrome is applied.

DISCOUNTED
5% for 72
10% for 144



ESCUTCHEONS

Item No	Size	Hole I.D.	Flange OD	Std. Pkg
272	3/8" IPS	11/16"	2-3/4"	12 Ea
273	1/2" IPS	7/8"	2-3/4"	12 Ea
274	3/4" IPS	1-1/8"	2-3/4"	12 Ea
275	1" IPS	1-3/8"	3-1/2"	12 Ea
276	1-1/4" IPS	1-3/4"	3-1/2"	12 Ea
277	1-1/2" IPS	2"	3-1/2"	12 Ea
278	2" IPS	2-7/8"	4-1/4"	12 Ea

Item No	Size	Hole I.D.	Flange OD	Std. Pkg
280	1/2" CWT	5/8"	2-3/4"	12 Ea
281	3/4" CWT	7/8"	2-3/4"	12 Ea
282	1" CWT	1-1/8"	2-3/4"	12 Ea
283	1-1/4" CWT	1-3/8"	3-1/2"	12 Ea
284	1-1/2" CWT	1-5/8"	3-1/2"	12 Ea

CHROME PLATED PLASTIC FLOOR AND CEILING PLATES

- One Piece
- Non-Corrosive
- 100% Rust Proof
- Split Ring
- Non-Breakable
- Full Packages Only



Item No	Size	Hole I.D.	Flange OD	Std. Pkg
7900	1/2" IPS	0.827"	2.787"	12 Ea
7901	3/4" IPS	1.037"	2.997"	12 Ea
7902	1" IPS	1.298"	3.210"	12 Ea
7903	1-1/4" IPS	1.640"	3.580"	12 Ea
7904	1-1/2" IPS	1.900"	3.900"	12 Ea
7905	2" IPS	2.380"	4.450"	12 Ea
7906	2-1/2" IPS	2.900"	5.280"	12 Ea
7907	3" IPS	3.535"	5.925"	12 Ea
7908	4" IPS	4.575"	6.935"	12 Ea
7909	5" IPS	5.655"	8.655"	6 Ea
7910	6" IPS	6.740"	9.820"	6 Ea
7911	8" IPS	8.790"	13.010"	6 Ea

Item No	Size	Hole I.D.	Flange OD	Std. Pkg
7924	1/2" CWT	0.612"	2.572"	12 Ea
7925	3/4" CWT	1.037"	2.997"	12 Ea
7926	1" CWT	1.298"	3.210"	12 Ea
7927	1-1/4" CWT	1.361"	3.308"	12 Ea
7928	1-1/2" CWT	1.900"	3.900"	12 Ea
7929	2" CWT	2.105"	4.205"	12 Ea

GENE RICH & COMPANY



- One Piece
- Non-Corrosive
- 100% Rust Proof
- Split Ring
- Non-Breakable
- Full Packages Only

POLISHED BRASS PLASTIC FLOOR AND CEILING PLATES

Item No	Size	Hole I.D.	Flange OD	Std. Pkg
7899PB	3/8" IPS	0.688"	2.500"	12 Ea
7900PB	1/2" IPS	0.827"	2.787"	12 Ea
7901PB	3/4" IPS	1.037"	2.997"	12 Ea
7902PB	1" IPS	1.298"	3.210"	12 Ea
7903PB	1-1/4" IPS	1.640"	3.580"	12 Ea
7904PB	1-1/2" IPS	1.900"	3.900"	12 Ea
7905PB	2" IPS	2.380"	4.450"	12 Ea
Item No	Size	Hole I.D.	Flange OD	Std. Pkg
7924PB	1/2" CWT	0.612"	2.572"	12 Ea
7925PB	3/4" CWT	1.037"	2.997"	12 Ea
7926PB	1" CWT	1.298"	3.210"	12 Ea
7927PB	1-1/4" CWT	1.361"	3.308"	12 Ea
7928PB	1-1/2" CWT	1.900"	3.900"	12 Ea
7929PB	2" CWT	2.105"	4.205"	12 Ea
Item No	Size	Hole I.D.	Flange OD	Std. Pkg
7938PB	1-1/4" OD	1.250"	3.500"	12 Ea
7939PB	1-1/2" OD	1.500"	3.500"	12 Ea



ESCUTCHEONS

- One Piece
- Non-Corrosive
- 100% Rust Proof
- Split Ring
- Non-Breakable
- Full Packages Only

WHITE PLASTIC FLOOR AND CEILING PLATES

Item No	Size	Hole I.D.	Flange OD	Std. Pkg
7899W	3/8" IPS	0.688"	2.500"	12 Ea
7900W	1/2" IPS	0.827"	2.787"	12 Ea
7901W	3/4" IPS	1.037"	2.997"	12 Ea
7902W	1" IPS	1.298"	3.210"	12 Ea
7903W	1-1/4" IPS	1.640"	3.580"	12 Ea
7904W	1-1/2" IPS	1.900"	3.900"	12 Ea
7905W	2" IPS	2.380"	4.450"	12 Ea
Item No	Size	Hole I.D.	Flange OD	Std. Pkg
7924W	1/2" CWT	0.612"	2.572"	12 Ea
7925W	3/4" CWT	1.037"	2.997"	12 Ea
7926W	1" CWT	1.298"	3.210"	12 Ea
7927W	1-1/4" CWT	1.361"	3.308"	12 Ea
7928W	1-1/2" CWT	1.900"	3.900"	12 Ea
7929W	2" CWT	2.105"	4.205"	12 Ea
Item No	Size	Hole I.D.	Flange OD	Std. Pkg
7938W	1-1/4" OD	1.250"	3.500"	12 Ea
7939W	1-1/2" OD	1.500"	3.500"	12 Ea





GENE RICH & COMPANY

DIE CAST LAVATORY COUPLING NUTS

- Polished Chrome Plated Finish
- B and D packs include Rubber Cone Washers

DISCOUNTED
5% for 500
10% for 1,000



SIZES			A-Pack 12 to Pkg Nuts Only	B-Pack 12 to Pkg w/Washers	C-Pack 25 to Ctn Nuts Only	D-Pack 25 to Ctn w/Washers	E-Pack 250 to Ctn Nuts Only
IPS	x	OD	Item No	Item No	Item No	Item No	Item No
1/2"	x	3/8"	300-A	300-B	300-C	300-D	300-E
1/2"	x	7/16"	301-A	301-B	301-C	301-D	301-E
1/2"	x	1/2"	302-A	302-B	302-C	302-D	302-E
1/2"	x	9/16"	303-A	303-B	303-C	303-D	303-E
3/4"	x	1/2"	305-A	305-B	305-C	305-D	305-E
3/4"	x	9/16"	306-A	306-B	306-C	306-D	306-E

SLIP JOINT NUTS

DIE CAST SLIP JOINT NUTS

DISCOUNTED
5% for 500
10% for 1,000

- Polished Chrome Plated Finish
- B and D packs include Square Cut Rubber Washers



SIZES			A-Pack 12 to Pkg Nuts Only	B-Pack 12 to Pkg w/Washers	C-Pack 25 to Ctn Nuts Only	D-Pack 25 to Ctn w/Washers	E-Pack 250 to Ctn Nuts Only
IPS	x	OD	Item No	Item No	Item No	Item No	Item No
1 1/4"	x	1 1/4"	309-A	309-B	309-C	309-D	309-E
1 1/2"	x	1 1/2"	310-A	310-B	310-C	310-D	310-E
1 1/2"	x	1 3/8"	311-A	311-B	311-C	311-D	311-E
1 1/2"	x	1 1/4"	312-A	312-B	312-C	312-D	312-E
2"	x	2"	313-A	313-B	313-C	313-D	313-E
2"	x	1 1/2"	315-A	315-B	315-C	315-D	315-E

SOLID BRASS SLIP JOINT NUTS

DISCOUNTED
5% for 500
10% for 1,000


- Polished Chrome Plated Finish
- B and D packs include Square Cut Rubber Washers



SIZES			A-Pack 12 to Pkg Nuts Only	B-Pack 12 to Pkg w/Washers	C-Pack 25 to Ctn Nuts Only	D-Pack 25 to Ctn w/Washers	E-Pack 250 to Ctn Nuts Only
IPS	x	OD	Item No	Item No	Item No	Item No	Item No
1 1/4"	x	1 1/4"	329-A	329-B	329-C	329-D	329-E
1 1/2"	x	1 1/2"	330-A	330-B	330-C	330-D	330-E
1 1/2"	x	1 1/4"	332-A	332-B	332-C	332-D	332-E
2"	x	2"	333-A	333-B	333-C	333-D	333-E

SPLIT THREADED COUPLING NUTS

- Replaces broken nuts fast and easy
- Patented "Split" design means no pipes to take apart
- For use with plastic or metal pipes.



Item No	Description	Std. Pkg
320	1-1/4" PVC	12 Ea
321	1-1/2" PVC	12 Ea



- Made in U.S.A.
- Bright Satin Finish
- Corrosion Resistant
- 18 gauge (.049) 304 Stainless Tubing
- 14 gauge (.078) 304 Stainless Flanges
- All grab bars are supplied with 6 #10 2" Stainless Screws
- Conforms to A.D.A. and ASTM requirements
- Polybagged with complete step-by-step instructions
- Packed 5 Grab Bars per carton

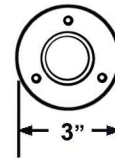
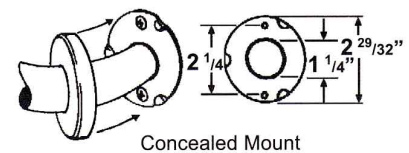
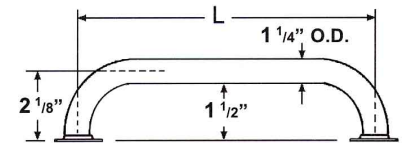
DISCOUNTED
5% for 50
10% for 100

STAINLESS STEEL SAFETY GRAB BARS



1 1/4" O.D. GRAB BARS

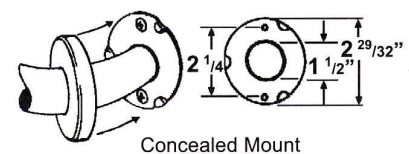
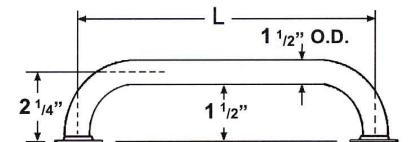
EXPOSED MOUNT		CONCEALED MOUNT		SIZE		
Item No	Item No	O.D.	x	Length		
604-12	605-12	1 1/4"	x	12"		
604-16	605-16	1 1/4"	x	16"		
604-18	605-18	1 1/4"	x	18"		
604-24	605-24	1 1/4"	x	24"		
604-30	605-30	1 1/4"	x	30"		
604-36	605-36	1 1/4"	x	36"		
604-42	605-42	1 1/4"	x	42"		
604-48	605-48	1 1/4"	x	48"		



Exposed Mount

1 1/2" O.D. GRAB BARS

EXPOSED MOUNT		CONCEALED MOUNT		SIZE		
Item No	Item No	O.D.	x	Length		
606-12	607-12	1 1/2"	x	12"		
606-16	607-16	1 1/2"	x	16"		
606-18	607-18	1 1/2"	x	18"		
606-24	607-24	1 1/2"	x	24"		
606-30	607-30	1 1/2"	x	30"		
606-36	607-36	1 1/2"	x	36"		
606-42	607-42	1 1/2"	x	42"		
606-48	607-48	1 1/2"	x	48"		



TUB & SHOWER



GENE RICH & COMPANY

SHOWER CURTAIN PINS



- Easy Clip Style
- Sturdy Nickel Plated Steel Construction
- Use to hang shower curtains, banners, stained glass displays & more

Item No	Description	Std. Pkg
600	NP Steel	100 Ea

SHOWER ROD FLANGES



- Chrome Plated Steel Flanges
- Wall mount screws included
- Poly bagged in pairs

Item No	Description	Std. Pkg
610	CP Steel, with Set Screw	1 Pr
610LSS	CP Steel, Sure Grip Style	1 Pr

JUMBO FLANGES



- Chrome Plated Die Cast Flanges
- For 1" O.D. Curtain Rods
- All screws included
- Poly bagged in pairs

Item No	Description	Std. Pkg
612	CP DC Jumbo	1 Pr
612PB	Pol. BR DC Jumbo	1 Pr

ADJUSTABLE SHOWER ROD HOLDERS



- "EXPAN-TITE" Shower Rod Holders
- For use with 15/16" and 1" OD rods
- Installs quickly . . . easily . . . securely . . . without screws

DISCOUNTED
5% for 500
10% for 1,000

Item No	Description	Std. Pkg
622	Polished Aluminum	50 Ea
623	Chrome Plated Plastic	200 Ea
623PB	Polished Brass Plated Plastic	12 Ea

RUBBER ROD HOLDER PADS



- Rubber Replacement Pads
- for Adjustable Rod Holders

Item No	Description	Std. Pkg
624	Rubber Pads for Rod Holders	25 Ea

TUB & SHOWER



ALUMINUM SHOWER RODS

- 1" O.D. & 0.025" wall
- Individually wrapped
- Full Carton Quantities Only

DISCOUNTED
5% for 500
10% for 1,000

Item No	Description	Std. Pkg
630A	5' CP Aluminum Curtain Rod	50 Ea
630A-6	5' CP Aluminum Curtain Rod	6 Ea
630PB	5' Polished Brass Curtain Rod	6 Ea
633A	6' CP Aluminum Curtain Rod	50 Ea
633A-6	6' CP Aluminum Curtain Rod	6 Ea
633PB	6' Polished Brass Curtain Rod	6 Ea



ALUMINUM SHOWER RODS WITH HOLDERS

- 1" O.D. & 0.025" wall
- Rods are individually wrapped and boxed together with holders
- Full Carton Quantities Only

DISCOUNTED
5% for 500
10% for 1,000

Item No	Description	Std. Pkg
631A	5' CP Rod, with #610 CP Steel Holders	50 Ea
631A-6	5' CP Rod, with #610 CP Steel Holders	6 Ea
631B	5' CP Rod, with #622 Pol Alum Holders	50 Ea
631B-6	5' CP Rod, with #622 Pol Alum Holders	6 Ea
631C	5' CP Rod, with #623 CP Plastic Holders	50 Ea
631C-6	5' CP Rod, with #623 CP Plastic Holders	6 Ea

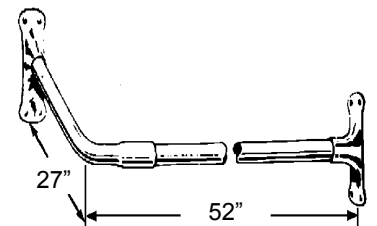


TUB & SHOWER

ALUMINUM CORNER CURTAIN ROD

- 1" O.D. & 0.025" wall
- Jumbo Flanges Included
- Individually Boxed

Item No	Description	Std. Pkg
625	1" OD x 5' w/Flanges	1 Ea



ALUMINUM ROD CEILING SUPPORTS

- All parts are Chrome Plated Steel
- Complete with threaded support rod, ring, flange and screws

Item No	Description	Std. Pkg
617	24"	1 Ea
618	30"	1 Ea





GENE RICH & COMPANY

ADD-A-SHOWERS



#685
65" Height
CP Bathcock Diverter
w/3-3/8" Center



#686
49-1/2" Height
3/4" IPS CP Diverter Spout
with 1/2" Bushing
Connection is at the Wall-end
(For spout only, see #640-I pg 38)



#687
61-1/4" Height
CP Bathcock Diverter w/3-3/8" Center
27" x 42" Aluminum Curtain Ring
10" Wall Support & 36" Ceiling Support
Set screws allow supports to be cut to the
desired length. Only the flange end is threaded

TUB & SHOWER



#687CBC
67-1/4" Height
with Code Pattern Bathcock
All other specs same as #687

Add-A-Showers feature:

- Shower Heads with Max Flow Rate of 2.5 GPM @ 80 psi
- 3/8" CP Brass Risers with CP Brass Coupling Nut
- All Parts are Chrome Plated
- All brackets, support rods and screws are included
- Individually boxed with installation instructions

Item No	Description	Std. Pkg
685	w/ Bathcock Diverter Spout	1 Ea
686	w/ Tub Diverter Spout	1 Ea
687	w/ Bathcock Diverter & 27" x 42" Ring	1 Ea
687CBC	w/Code Bathcock & Curtain Ring	1 Ea

ADD-A-SHOWER CURTAIN RING ONLY



27" x 42"

- Includes one 24", 12" and 6" CP support rod
- Two CP Flanges, Four CP Screws, one CP Tee Fitting
- Aluminum Curtain Ring is 27" x 42"

Item No	Description	Std. Pkg
687RO	27" x 42" Ring Only	6 Ea



CHROME PLATED BRASS BATHCOCK

- Chrome Plated Brass with Brass Locknuts
- 3 3/8" Center and 3/4" threaded inlets
- Replaceable stem and seat

Item No	Description	Std. Pkg
684	Leg Tub Bathcock (Slip "O" Connection)	1 Ea



GOOSE NECK CODE BATHCOCK

- Chrome Plated Brass with Brass Locknuts
- 3 3/8" Center and 3/4" threaded inlets
- 6" Goose Neck Spout
- Meets anti-siphon codes

Item No	Description	Std. Pkg
684GN	CP BR, w/gooseneck	1 Ea



CODE PATTERN BATHCOCK DIVERTER

- Chrome Plated Brass Bathcock with Brass Locknuts
- 3 3/8" Center and 3/4" threaded inlets
- 6" CP Brass Riser between bathcock and diverter spout
- 3/8" female ips riser fitting
- Meets anti-siphon codes

Item No	Description	Std. Pkg
684CBC	Code Pattern Bathcock Diverter	1 Ea



BATHCOCK DIVERTER

- Chrome Plated Brass Bathcock with Brass Locknuts
- 3 3/8" Center and 3/4" threaded inlets
- 3/8" female IPS riser fitting

Item No	Description	Std. Pkg
689	Bathcock Diverter with 3/8" Riser Fitting	1 Ea



BATHCOCK TAILPIECE

- Chrome Plated Brass Coupling Elbows
- 3/4" bath cock threads x 1/2" male ips
- Sold in pairs

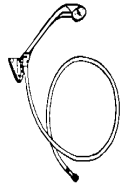
Item No	Description	Std. Pkg
3028	NP Brass	6 Pr





GENE RICH & COMPANY

SHOWERALLS



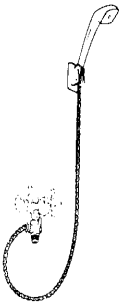
- 1/2" IPS female connector
- Positioning bar/mount included
- Ideal for heavy outdoor duty
- Handy addition in the bath or kitchen



Item No	Description	Std. Pkg
700-1	w/71" Vinyl Hose	1 Ea
700-2	w/60" CP Brass Flexible Hose	1 Ea

SHOWERALL

Model 'A'




- For a leg tub where the spout is mounted on the tub
- Kit comes with 5 adapters to cover virtually all installations.

Item No	Description	Std. Pkg
700A	For Tub Mounted Spouts	1 Ea

SHOWERALL

Model 'B'

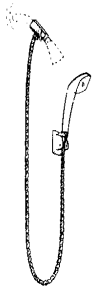


- For a wall mounted spout as illustrated
- Spout **IS** included in this kit.

Item No	Description	Std. Pkg
700B	For Wall Mounted Spouts	1 Ea

SHOWERALL

Model 'C'

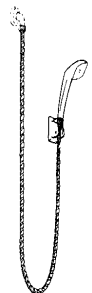


- For a shower or tub with a plunger type valve.

Item No	Description	Std. Pkg
700C	For Plunger Type Valves	1 Ea

SHOWERALL

Model 'D'



- 79" chrome plated brass flexible hose
- 1/2" IPS female connector

Item No	Description	Std. Pkg
700D	For 1/2" pipe thread connection	1 Ea



DIE CAST TUB SPOUTS



#640
#640-A
#640PB



#640-B
#640PB-B



#640-C

- 5 ³/₁₆" Length
- Spouts are individually boxed
- Allen Key included with #640-B & #640PB-B



Chrome Plated



Polished Brass Plated

Item No	Size	Feature	Finish	Connect @	Std. Pkg
640	1/2" IP DC		Chrome	Nose	1 Ea
640-A	3/4" IP DC		Chrome	Nose	1 Ea
640-B	1/2" CWT DC	Slide Connect	Chrome	Wall	1 Ea
640-C	3/4" IP DC	w/1/2" Bushing	Chrome	Wall	1 Ea
640PB	1/2" IP DC		Pol Brass	Nose	1 Ea
640PB-B	1/2" CWT DC	Slide Connect	Pol Brass	Wall	1 Ea

CAST BRASS TUB SPOUT

- Chrome Plated Heavy Duty Cast Brass
- 5" Length
- Spouts are individually boxed



Chrome Plated

Item No	Size	Feature	Finish	Connect @	Std. Pkg
641-IMP	1/2" IPS BR	Cast Brass	Chrome	Wall	1 Ea

TUB & SHOWER

LONG TUB SPOUTS



#640-D1



#640-D2



#640PB-D2

- One Piece Design
- These longer spout designs accommodate larger tubs
- ³/₄" x ¹/₂" Brass Bushing is included with -D2 spouts
- Spouts are individually boxed



Chrome Plated Die Cast Zinc
#640-D1



Chrome Plated Cast Brass
#640-D2

Item No	Size	Feature	Finish	Connect @	Std. Pkg
640-D1	1/2" IPS DC	7" (1pc)	Chrome	Nose	1 Ea
640-D2	3/4" IPS BR	8.5" w/1/2 Bshg	Chrome	Wall	1 Ea
640PB-D2	3/4" IP Cast BR	8.5" w/1/2 Bshg	Pol Brass	Wall	1 Ea



Polished Brass Plated
Cast Brass #640PB-D2



GENE RICH & COMPANY

UNIVERSAL CONNECT ADJUSTABLE TUB SPOUT



- Fits 1/2" or 3/4" IPS pipe nipples
- Slip-Fits on 5/8" OD tube, 1/2" nominal size copper pipe
- Patent Pending design provides Quick & Easy Leak-Free Installations
- Telescoping Adjustable Sleeve provides extra one inch to adjustment range

• 5 1/4" Length

• Chrome plated die cast zinc

• Spouts are individually boxed

• Universal design replaces 3 spouts

• Allen Key is included with each spout

Item No	Size	Feature	Finish	Connect @	Std. Pkg
640-BC	1/2, 3/4 IP+5/8 od	universal spout	Chrome	Wall	1 Ea

TUB & SHOWER

UNIVERSAL CONNECT ADJUSTABLE DIVERTER SPOUT



- Fits 1/2" or 3/4" IPS pipe nipples
- Slip-Fits on 5/8" OD tube, 1/2" nominal size copper pipe
- Patent Pending design provides Quick & Easy Leak-Free Installations
- Telescoping Adjustable Sleeve provides extra one inch to adjustment range

• 5 1/4" Length

• Chrome plated die cast zinc

• Spouts are individually boxed

• Universal design replaces 3 diverters

• Allen Key is included with each spout

Item No	Size	Feature	Finish	Connect @	Std. Pkg
640-KF	1/2, 3/4 IP+5/8 od	univ. diverter	Chrome	Wall	1 Ea



DIE CAST, REAR LIFT DIVERTER SPOUTS

- Die Cast Zinc
- Rear Lift Diverter
- 5 ³/₁₆" Length
- ³/₄" x ¹/₂" Bushing is included
- Individually boxed



Chrome Plated



Polished Brass Plated

Item No	Size	Feature	Finish	Connect @	Std. Pkg
640-F	3/4 IP DC	w/1/2" Bushing	Chrome	Wall	1 Ea
640PB-F	3/4" IP DC	w/1/2" Bushing	Pol Brass	Wall	1 Ea

CAST BRASS DIVERTER SPOUTS

- Chrome Plated Cast Brass
- Rear Lift Diverter
- 5" Length
- ³/₄" x ¹/₂" Bushing is included with #643A-IMP
- Individually boxed



Item No	Size	Feature	Finish	Connect @	Std. Pkg
643-IMP	3/4" IP Cast BR	Rear Lift Div	Chrome	Wall	1 Ea
643A-IMP	3/4" IP Cast BR	w/1/2" Bushing	Chrome	Wall	1 Ea

TUB & SHOWER



#640-J
#640PB-J

#640-K
#640PB-K

#640-L
#640PB-L

- Front Lift Diverter
- 5 ³/₁₆" Length
- Die Cast Zinc
- Individually boxed
- Allen Key included with #640-K & #640PB-K
- ³/₄" x ¹/₂" Bushing is included with #640-L & #640PB-L

DIE CAST, FRONT LIFT DIVERTER SPOUTS



Chrome Plated



Polished Brass Plated

Item No	Size	Feature	Finish	Connect @	Std. Pkg
640-J	1/2 IP DC	Front Lift Div	Chrome	Nose	1 Ea
640-K	1/2 CWT DC	Slide Connect	Chrome	Wall	1 Ea
640-L	3/4" IP DC	w/1/2" Bushing	Chrome	Wall	1 Ea
640PB-J	1/2" IP DC	Front Lift Div	Pol Brass	Nose	1 Ea
640PB-K	1/2" CWT DC	Slide Connect	Pol Brass	Wall	1 Ea
640PB-L	3/4" IP DC	w/1/2" Bushing	Pol Brass	Wall	1 Ea



GENE RICH & COMPANY

DIVERTER SPOUTS FOR HAND HELD SHOWERS



Chrome Plated



Polished Brass Plated



Chrome Plated



Polished Brass Plated



#640-G
#640PB-G



#640-H
#640PB-H

- 1/2" Male Hose Fitting for Hand Held Shower Connection
- Rear Lift Diverter
- Die Cast Zinc
- 5 3/16" Spout Length
- 3/4" x 1/2" Bushing is included
- Spouts are individually boxed

Item No	Size	Feature	Finish	Connect @	Std. Pkg
640-G	3/4" & 1/2" IP DC	1/2 top hose ftg	Chrome	Wall	1 Ea
640-H	3/4" & 1/2" IP DC	1/2 btm hse ftg	Chrome	Wall	1 Ea
640PB-G	3/4" & 1/2" IP DC	1/2 top hose ftg	Pol Brass	Wall	1 Ea
640PB-H	3/4" & 1/2" IP DC	1/2 btm hse ftg	Pol Brass	Wall	1 Ea

TUB & SHOWER

DIVERTER SPOUT FOR ADD-A-SHOWERS



Chrome Plated
Die Cast Zinc



- Die Cast Zinc
- Rear Lift Diverter
- 3/8" Female Riser Fitting
- 5 3/16" Spout Length
- 3/4" x 1/2" Bushing is included
- Spouts are individually boxed
- Replacement spout for #686 Add-A-Shower (page 32)

Item No	Size	Feature	Finish	Connect @	Std. Pkg
640-I	3/4 IP DC	3/8 fem riser ftg	Chrome	Wall	1 Ea



LONG DIVERTER SPOUTS



#640-M1



#640-M2



#640PB-M2



Chrome Plated Die Cast Zinc
#640-M1



Chrome Plated Cast Brass
#640-M2



Polished Brass Plated
Cast Brass #640PB-M2

- One Piece Design
- These longer spout designs accommodate larger tubs
- 3/4" x 1/2" Brass Bushing is included with -M2 spouts
- Spouts are individually boxed

Item No	Size	Feature	Finish	Connect @	Std. Pkg
640-M1	3/4" IP Cast BR	w/1/2" Bushing 7", 1pc Divrtr	Chrome	Nose	1 Ea
640-M2	3/4" IP Cast BR	w/1/2" Bushing 8.5", 1pc Divrtr	Chrome	Wall	1 Ea
640PB-M2	3/4" IP DC	w/1/2" Bushing 8.5", 1pc Divrtr	Pol Brass	Wall	1 Ea

- Highly Polished Finish
- Extend tub and diverter spouts to accommodate larger tubs
- Useful for whirlpools and roman tubs
- Individually boxed

	Size	Material	Finish	Std. Pkg
640-X	3"	Die Cast Zinc	Chrome Plated	1 Ea
640PB-X	3"	Die Cast Zinc	Polished Brass	1 Ea

- Solid Brass
- 3/4" FIP x 1/2" FIP
- For use with Diverter Spouts

Item No	Description	Std. Pkg
644-IMP	Brass Twin Elbow	12 Ea

BRASS TWIN ELBOW



- Solid Brass
- 3/4" MIP x 1/2" FIP

Item No	Description	Std. Pkg
648	3/4" x 1/2" Brass Face Bushing	25 Ea

FACE BUSHING



TUB & SHOWER



GENE RICH & COMPANY

VOLUME CONTROL SHOWER HEAD



- Chrome Plated Brass Body
- Volume Flow Control
- 2" CP Die Cast Face
- 1/2" FIP threads
- Brass Ball Joint
- Four Spray Nozzles

Item No	Description	Std. Pkg
667	2" Face, 1/2" IPS CP Adjustable	1 Ea

ADJUSTABLE SHOWER HEADS



#668

#668-HD

- Chrome Plated Brass Body
- Adjustable Spray
- CP Brass Face
- Brass Ball Joint
- 1/2" FIP threads
- Individually boxed

Item No	Description	Std. Pkg
668	1-3/4" Face, 1/2" IPS CP BR Adjustable	1 Ea
668-HD	2-1/4" Face, 1/2" IPS CP BR Adjustable	1 Ea

WATER SAVER SHOWER HEADS



#670

#670W

#672

- 2.5 GPM @ 80 PSI
- 1 3/4" White Plastic Face
- 1/2" FIP threads
- Individually boxed

Item No	Description	Std. Pkg
670	1-3/4" Face, Chrome Plated Plastic	1 Ea
670W	1-3/4" Face, White Plastic	1 Ea
672	1-3/4" Face, Chrome Plated BRASS	1 Ea

CLOG RESISTANT SHOWER HEAD



- Clog Resistant Rubber Tips
- Chrome Plated Brass Body
- 2.5 GPM @ 80 PSI
- 2" Face (2 1/2" Head)
- Screen Insert
- Brass Ball Joint
- 1/2" FIP threads
- Individually boxed

Item No	Description	Std. Pkg
673A	CP Br Shower Head, clog resistant	1 Ea

DELUXE RAIN SHOWER 8" SHOWER HEAD



- Clog Resistant Rubber Tips
- Chrome Plated Brass Body
- 2.5 GPM @ 80 PSI
- 8" Rain Shower Face
- Brass Ball Joint
- 1/2" FIP threads
- Individually boxed

Item No	Description	Std. Pkg
673R	8" CP Br Rainshower Shower Head	1 Ea

TUB & SHOWER



SHOWER DIVERTER VALVE

- 1/2" FIP x 1/2" MIP x 1/2" MIP
- Installs between arm and shower head
- Allows use of a hand held shower or shower head



Item No	Description	Std. Pkg
682B	Push-Pull CP Br Shower Diverter Valve	5 Ea

WATER VOLUME FLOW CONTROLS

- 1/2" MIP x 1/2" FIP
- Individually boxed
- Restricts water flow (but is not a shut-off valve)
- Push Button Control allows 2.45 GPM @ 80 PSI



#683

#683H

Item No	Description	Std. Pkg
683	Push Button 2.45 GPM Flow Control	12 Ea
683H	Shower Control Valve	20 Ea

SHOWER ARMS

- Chrome Plated Brass
- 1/2" MIP threads
- 45 degree bend



Item No	Description	Std. Pkg
690	6" CP Brass Shower Arm	12 Ea
691	8" CP Brass Shower Arm	12 Ea

'S' PATTERN SHOWER ARMS

- Chrome Plated Brass
- Adds 8" or 10" to the height of the shower head
- 1/2" MIP threads (shower head & flange is not included)



Item No	Description	Std. Pkg
692A	8" 'S' Style Shower Arm	1 Ea
692B	10" 'S' Style Shower Arm	1 Ea

ADJUSTABLE SHOWER ARM

- Chrome Plated Brass
- 1/2" IP threads
- Locking wing nut adjustment
- Raise or lower shower head by up to 10"



Item No	Description	Std. Pkg
693	10" Adjustable	1 Ea

SHOWER ARM FLANGES

- Chrome Plated



#694

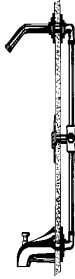
#695

Item No	Description	Std. Pkg
694	Sure Grip style (2-1/4" OD)	25 Ea
695	Flange w/set screw (2-1/2" OD)	25 Ea



GENE RICH & COMPANY

BRASS SHOWER ARM ELBOW



DISCOUNTED
5% for 60 or more

- Securely mounts a shower arm or tub spout nipple to a fiberglass shower stall
- Brass locknuts secure the elbow to the fiberglass wall
- Requires a 1 1/32" hole through the fiberglass
- Use with copper, iron pipe or compression fittings
- Outlet end: 1/2" FIP
- Inlet end: 1/2" female sweat or 1/2" NPS (for IP)

Item No	Description	Std. Pkg
696	Fiberglass Shower Arm Ell	12 Ea

OFFSET BATH SUPPLIES



Double Offset



Single Offset

- 9/16" OD annealed tube
- One pair per box
- Chrome Plated Brass
- Includes nuts, washers & escutcheons

Item No	Description	Std. Pkg
650	Double Offset	25 Pr
650P	Trim for Offset Bath Supply	1 Ea
651	Single Offset	25 Pr

OVERFLOW PLATE WITH TRIP LEVER



- Die Cast Steel with Chrome or Polished Brass Finish
- Spring assembly holds trip lever position secure
- 3 1/4" diameter plate
- Square handle trip lever
- 2" bolt hole centers
- Individually boxed

Item No	Description	Std. Pkg
639	Chrome Pltd Trip Ovrflw Plate w/screws	1 Ea
639A	Chrome Pltd Trip Overflow Plate Only	12 Ea
639PB	Pol BR Pltd Trip Overflow Plate w/screws	1 Ea
639A-PB	Pol BR Pltd Trip Overflow Plate Only	12 Ea
639S	1-3/4" Chrome Plated Steel Screws	100 Ea
639S-PB	2-1/4" Pol. Brass Plated Steel Screws	100 Ea

SQUARE OVERFLOW PLATE



- Polished Stainless Steel
- 2 7/8" Square

Item No	Description	Std. Pkg
3005	Square, 1 Hole Tub Overflow Plate	25 Ea

TUB & SHOWER



CP ROUND OVERFLOW PLATES

- Chrome Plated Die Cast Zinc
- 3 1/4" diameter plate • Order screws separately
- #3006 features 2" bolt hole centers

Item No	Description	Std. Pkg
3006	CP, 2 Hole, Round	25 Ea
3006A	CP, 1 Hole, Round	25 Ea



#3006



#3006A

CP ABS ROUND OVERFLOW PLATE WITH SCREW AND BRACKET

- Chrome Plated ABS Plastic
- 3 1/4" diameter plate
- Steel bracket and chrome plated steel screw included

Item No	Description	Std. Pkg
3007	ABS Fit-all Face Plate Assy.	1 EA



POLISHED BRASS PLATED ROUND OVERFLOW PLATE WITH SCREWS

- Polished Brass Plated Die Cast Zinc
- 3 1/4" diameter plate
- 2" bolt hole centers • Screws included

Item No	Description	Std. Pkg
3008	PVD 2 Hole Overflow Plate+Scrw	20 Ea



WASTE AND OVERFLOW SHOES

- Brass
- 22 Gauge tube
- Price Pfister* style

Item No	Description	Std. Pkg
637	1-3/8" Waste & Overflow Shoe	12 Ea
638	1-1/2" Waste & Overflow Shoe	12 Ea



WASTE AND OVERFLOW SHOE STRAINERS

- Polished Stainless Steel
- Price Pfister* style

Item No	Description	Std. Pkg
638S	Waste & Overflow Strainer Only	12 Ea
638SG	Waste & Overflow Strainer w/Grid	12 Ea



TUB & SHOWER



GENE RICH & COMPANY

BEADED CHAIN AND COUPLINGS

- Nickel Plated Brass
- #10 Size, $\frac{3}{16}$ "



#C38



#C55



'B'
#C58

'A'
#C59

Item No	Description	Std. Pkg
C36	11" NP `B` #10 Bead Chain	12 Ea
C37	11" NP `A` #10 Bead Chain	12 Ea
C38	15" NP `B` #10 Bead Chain	12 Ea
C39	15" NP `A` #10 Bead Chain	12 Ea

Item No	Description	Std. Pkg
C55	#10 Bead Chain (100' Reel)	1 Ea

Item No	Description	Std. Pkg
C58	NP `B` Bead Chain Coupling	100 Ea
C59	NP `A` Bead Chain Coupling	100 Ea

TUB & SHOWER

RUBBER BATH STOPPERS

- White Hollow Rubber
- Rustproof Ring
- Full Cartons Only



#S100 - #S108



#4320

Item No	Description	Std. Pkg
S100	1"	12 Ea
S101	1-1/8"	12 Ea
S102	1-1/4"	12 Ea
S103	1-3/8"	12 Ea
S104	1-1/2"	12 Ea
S105	1-5/8"	12 Ea
S106	1-3/4"	12 Ea
S107	1-7/8"	12 Ea
S108	2"	12 Ea
4320	1-1/2 - 2" Fit-All Tub Stopper	12 Ea

FLIP-IT STOPPERS

- Flip the lever to easily open and close the stopper
- Easy installation, no tools needed
- Assorted o-rings are included to fit most drains
- Delrin and ABS construction
- Available in Chrome, Antique Brass and Polished Brass Finishes

Tub Stoppers



Chrome

Antique Brass

Polished Brass



Lavatory Stoppers

Item No	Description	Std. Pkg
635F-CP	Tub Stopper, Chrome Pltd	1 Ea
635F-AB	Tub Stopper, Antique BR	1 Ea
635F-PB	Tub Stopper, Polished BR	1 Ea
635FJ-CP	Lav Stopper, Chrome Pltd	1 Ea
635FJ-AB	Lav Stopper, Antique BR	1 Ea
635FJ-PB	Lav Stopper, Polished BR	1 Ea



- Solid Brass Bushing
- Adapts a 1 1/4" bath drain to fit a 1 1/2" waste connection

BATH DRAIN ADAPTOR BUSHING



Item No	Description	Std. Pkg
636A	1-1/2MIP x 1-1/4FIP BR Adaptor	20 Ea

BATH DRAIN & OVERFLOW TRIM KITS

- All kits contain:
- 1 Two Hole Round Overflow Plate
 - 2 Chrome or Brass Plated Steel Screws
 - 1 1 1/4" Bath Drain (with 2 3/4" od flange)
 - 1 1 1/2" MIP x 1 1/4" FIP Brass Adaptor

Item No	Material	Type	Finish	Std. Pkg
636KLB	Die Cast	Lift Drain Kit	Polished Brass	1 Ea
636KLC	Die Cast	Lift Drain Kit	Chrome Plated	1 Ea
636KLBB	Brass	Lift Drain Kit	Polished Brass	1 Ea
636KLCB	Brass	Lift Drain Kit	Chrome Plated	1 Ea
636KTB	Die Cast	Popup Drain Kit	Polished Brass	1 Ea
636KTC	Die Cast	Popup Drain Kit	Chrome Plated	1 Ea
636KTBB	Brass	Popup Drain Kit	Polished Brass	1 Ea
636KTCB	Brass	Popup Drain Kit	Chrome Plated	1 Ea



- Rubber gasket included
- 2 3/4" OD Flange
- Individually Boxed

Item No	Material	Size	Type	Finish	Std. Pkg
636LB1	Die Cast	1-1/4"	Lift+Turn	Polished Brass	1 Ea
636LC1	Die Cast	1-1/4"	Lift+Turn	Chrome Plated	1 Ea
636LB2	Die Cast	1-1/2"	Lift+Turn	Polished Brass	1 Ea
636LC2	Die Cast	1-1/2"	Lift+Turn	Chrome Plated	1 Ea
636LB1B	Brass	1-1/4"	Lift+Turn	Polished Brass	1 Ea
636LC1B	Brass	1-1/4"	Lift+Turn	Chrome Plated	1 Ea
636LB2B	Brass	1-1/2"	Lift+Turn	Polished Brass	1 Ea
636LC2B	Brass	1-1/2"	Lift+Turn	Chrome Plated	1 Ea

LIFT-N-TURN BATH DRAINS



#636L Series

- Rubber gasket included
- 2 3/4" OD Flange
- Individually Boxed

Item No	Material	Size	Type	Finish	Std. Pkg
636TB1	Die Cast	1-1/4"	PopUp	Polished Brass	1 Ea
636TC1	Die Cast	1-1/4"	PopUp	Chrome Plated	1 Ea
636TB2	Die Cast	1-1/2"	PopUp	Polished Brass	1 Ea
636TC2	Die Cast	1-1/2"	PopUp	Chrome Plated	1 Ea
636TB1B	Brass	1-1/4"	PopUp	Polished Brass	1 Ea
636TC1B	Brass	1-1/4"	PopUp	Chrome Plated	1 Ea
636TB2B	Brass	1-1/2"	PopUp	Polished Brass	1 Ea
636TC2B	Brass	1-1/2"	PopUp	Chrome Plated	1 Ea

TOE TOUCH POP-UP BATH DRAINS



#636T Series

TUB & SHOWER



GENE RICH & COMPANY

BRASS FEMALE IRON PIPE SHOWER DRAINS

- Cast Brass Body
- 4 1/4" O.D. Stainless Steel Strainer
- Slotted Strainer Grid



Item No	Description	Std. Pkg
654IMP	1-1/2" IPS Brass Drain	1 Ea
655IMP	2" IPS Brass Drain	1 Ea

ZINC FEMALE IRON PIPE SHOWER DRAINS

- Chrome Plated Zinc Body
- 4 1/4" O.D. Stainless Steel Strainer
- Slotted Strainer Grid



Item No	Description	Std. Pkg
656	1-1/2" IPS CP Zinc Drain	1 Ea
657	2" IPS CP Zinc Drain	1 Ea

BRASS CAULK SHOWER DRAIN

- Chrome Plated Brass Body
- 4 1/4" O.D. Stainless Steel Strainer
- 2" Caulk
- Add a #660-G gasket to convert to no-caulk



Item No	Description	Std. Pkg
666	2" Caulk CP Brass Drain	1 Ea

ASSEMBLED CAST IRON SHOWER AND FLOOR DRAINS

- 2" IPS Brass Spud
- 4" O.D. Stainless Steel Round Strainer
- Tongue and groove cast iron bolt down clamping ring
- Weep holes on top and bottom for secondary drainage
- Add a #660-G gasket to #659 to convert unit to no-caulk



Item No	Description	Std. Pkg
658	2" IPS	1 Ea
659	2" Caulk	1 Ea

TUB & SHOWER



ASSEMBLED PVC SHOWER AND FLOOR DRAIN

- Fits over 2" or inside 3" schedule 40 DWV pipe
- 2" IPS PVC Spud
- 4" O.D. Stainless Steel Round Strainer
- Tongue and groove PVC bolt down clamping ring
- Clamping ring has weep holes for secondary drainage



Item No	Description	Std. Pkg
662PVC	PVC Drain for 2"OD & 3"ID Pipe	1 Ea

SHOWER DRAIN CONNECTOR GASKET

- Convert 2" caulk drains to no-caulk



Item No	Description	Std. Pkg
660-G	Shower Drain Connector Gasket	1 Ea

BRASS SHOWER STALL DRAINS

- Fits 2" Schedule 40 plastic or cast iron pipe
- Designed for prefab shower stalls
- 4 1/4" O.D. Snap-in Stainless Steel Strainer
- Includes locknut, rubber washer, & fiber washer
- Add a #660-G gasket to convert to no-caulk
- Individually boxed



#660



#661

Item No	Description	Std. Pkg
660	2" Caulk, BR, less gasket	1 Ea
661	2" IPS BR	1 Ea

NO CAULK SHOWER DRAINS

- Fits 2" Schedule 40 plastic or cast iron pipe
- Designed for prefab shower stalls
- 4 1/4" O.D. Snap-in Stainless Steel Strainer
- Includes: Locknut, rubber washer, fiber washer, compression gasket & wrench for tightening the gasket
- Individually boxed



#663PVC

#663ABS



#663BR

Item No	Description	Std. Pkg
663ABS	2" No Caulk ABS Shower Drain	1 Ea
663BR	2" No Caulk BRASS (140NC)	1 Ea
663PVC	2" No Caulk PVC (101PNC)	1 Ea



GENE RICH & COMPANY

SHOWER PAN LINER

- Orange 40 mil flexible PVC sheet
- No underlayment required, may be glued directly to drain for a positive seal
- Meets FHA, HUD requirements for shower pans & ASTM D-4551



Item No	Mil	Width	Length	Sq. Ft.	Std. Pkg
PL4405	40	4 Ft. x	50 Ft.	200	1 Roll
PL4504	40	5 Ft. x	40 Ft.	200	1 Roll
PL4605	40	6 Ft. x	50 Ft.	300	1 Roll
PL4410	40	4 Ft. x	100 Ft.	400	1 Roll
PL4510	40	5 Ft. x	100 Ft.	500	1 Roll
PL4610	40	6 Ft. x	100 Ft.	600	1 Roll

SHOWER PAN LINER CEMENT



- PVC Solvent
- Dauber included
- For joining seams of vinyl shower pan liner

Item No	Description	Std. Pkg
PLC660	Shower Pan Liner Cement	1 Ea

PLASTIC WATER HEATER PAN

For use with electric water heaters



- Meets Southern building codes
- Hi-impact styrene
- Predrilled drain hole
- 1" x 1 1/2" PVC Drain
- 2 1/2" Deep

Item No	O.D.	I.D.	Std. Pkg
WHP20	20-1/2"	20"	3 Ea
WHP22	24-1/8"	22"	3 Ea
WHP24	25-1/2"	24"	3 Ea
WHP26	27-3/4"	26"	3 Ea

ALUMINUM WATER HEATER PAN

For use with gas water heaters



- One piece construction
- Predrilled drain hole
- 1" x 1 1/2" PVC Drain
- 2 1/8" Deep

Item No	O.D.	I.D.	Std. Pkg
WHA20	22"	20"	3 Ea
WHA22	24"	22"	3 Ea
WHA24	25-1/2"	24"	3 Ea
WHA26	28"	26"	3 Ea
WHA30	32"	30"	3 Ea

WATER HEATER STAND



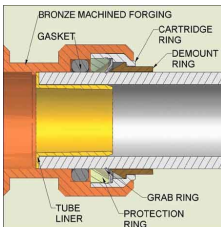
- Durable galvanized steel
- Easy screw and nut assembly

Item No	Water Htr Size	Wt Limit	Dimensions	Std. Pkg
WHS21	30-65 Gal	650 lbs	21" x 21" x 18" H	1 Ea
WHS24	75-100 Gal	1300 lbs	24" x 24" x 18" H	1 Ea



SHARKBITE® CONNECTION SYSTEM

- Fits OD controlled copper, CPVC or PEX pipe
- Push-fittings, no soldering, clamps, unions or glue required.
- Certified to 200 PSI and 200°F
- Certified to IGC 188 • IAPMO listed
- Certified to ANSI/NSF-61 • Compact, DZR brass body
- Meets UPC, IPC and cUPC requirements



STRAIGHT COUPLING

Item No	Size	Std. Pkg
U008	1/2" x 1/2"	12 Ea
U016	3/4" x 3/4"	12 Ea
U020	1" x 1"	6 Ea



REDUCING COUPLING

Item No	Size	Std. Pkg
U058	3/4" x 1/2"	12 Ea
U060	1" x 3/4"	6 Ea



STRAIGHT CONNECTOR

Item No	Size	Std. Pkg
U072	1/2" x 1/2" FNPT	12 Ea
U088	3/4" x 3/4" FNPT	6 Ea
U094	1" x 1" FNPT	6 Ea
U120	1/2" x 1/2" MNPT	12 Ea
U134	3/4" x 3/4" MNPT	12 Ea
U140	1" x 1" MNPT	6 Ea



REDUCING CONNECTOR

Item No	Size	Std. Pkg
U068	1/2" x 3/4" FNPT	6 Ea
U116	1/2" x 3/4" MNPT	6 Ea
U142	1" x 3/4" MNPT	6 Ea



TEE

Item No	Size	Std. Pkg
U362	1/2" x 1/2" x 1/2"	12 Ea
U370	3/4" x 3/4" x 3/4"	12 Ea
U374	1" x 1" x 1"	6 Ea



REDUCING TEE

Item No	Size	Std. Pkg
U412	3/4" x 3/4" x 1/2"	12 Ea
U444	3/4" x 1/2" x 3/4"	12 Ea
U454	3/4" x 1/2" x 1/2"	12 Ea
U416	1" x 1" x 3/4"	6 Ea



ELBOW

Item No	Size	Std. Pkg
U248	1/2" x 1/2"	12 Ea
U256	3/4" x 3/4"	12 Ea
U274	3/4" x 1/2"	6 Ea
U260	1" x 1"	6 Ea
U280	1/2" x 1/2" MNPT	6 Ea
U308	1/2" x 1/2" FNPT	6 Ea



DROP EAR ELBOW

Item No	Size	Std. Pkg
U249	1/2" x 1/2"	6 Ea
U334	1/2" x 1/2" FNPT	6 Ea



HY-EAR ELBOW

Item No	Size	Std. Pkg
U335	1/2" x 1/2" FNPT	6 Ea



DISCONNECT CLIPS

Item No	Size	Std. Pkg
U710	1/2"	1 Ea
U712	3/4"	1 Ea
U714	1"	1 Ea



Disassembly is quick and easy

END STOP

Item No	Size	Std. Pkg
U514	1/2"	12 Ea
U518	3/4"	6 Ea
U520	1"	6 Ea





GENE RICH & COMPANY

RED BRASS NIPPLES



- Manufactured in accordance with ASTM B-687
- All sizes are packed 12 pieces per carton
- Larger diameters and longer lengths are also available by special order

Item No	Size
2446A	1/8" x Close
2446B	1/8" x 1-1/2"
2446C	1/8" x 2"
2446D	1/8" x 2-1/2"
2446E	1/8" x 3"
2446F	1/8" x 3-1/2"
2446G	1/8" x 4"
2446H	1/8" x 4-1/2"
2446J	1/8" x 5"
2446K	1/8" x 5-1/2"
2446L	1/8" x 6"

PIPE NIPPLES & FITTINGS

Item No	Size
2448A	1/4" x Close
2448B	1/4" x 1-1/2"
2448C	1/4" x 2"
2448D	1/4" x 2-1/2"
2448E	1/4" x 3"
2448F	1/4" x 3-1/2"
2448G	1/4" x 4"
2448H	1/4" x 4-1/2"
2448J	1/4" x 5"
2448K	1/4" x 5-1/2"
2448L	1/4" x 6"

Item No	Size
2450A	3/8" x Close
2450B	3/8" x 1-1/2"
2450C	3/8" x 2"
2450D	3/8" x 2-1/2"
2450E	3/8" x 3"
2450F	3/8" x 3-1/2"
2450G	3/8" x 4"
2450H	3/8" x 4-1/2"
2450J	3/8" x 5"
2450K	3/8" x 5-1/2"
2450L	3/8" x 6"

Item No	Size
2452A	1/2" x Close
2452B	1/2" x 1-1/2"
2452C	1/2" x 2"
2452D	1/2" x 2-1/2"
2452E	1/2" x 3"
2452F	1/2" x 3-1/2"
2452G	1/2" x 4"
2452H	1/2" x 4-1/2"
2452J	1/2" x 5"
2452K	1/2" x 5-1/2"
2452L	1/2" x 6"

Item No	Size
2454A	3/4" x Close
2454B	3/4" x 1-1/2"
2454C	3/4" x 2"
2454D	3/4" x 2-1/2"
2454E	3/4" x 3"
2454F	3/4" x 3-1/2"
2454G	3/4" x 4"
2454H	3/4" x 4-1/2"
2454J	3/4" x 5"
2454K	3/4" x 5-1/2"
2454L	3/4" x 6"

Item No	Size
2456A	1" x Close
2456C	1" x 2"
2456D	1" x 2-1/2"
2456E	1" x 3"
2456F	1" x 3-1/2"
2456G	1" x 4"
2456H	1" x 4-1/2"
2456J	1" x 5"
2456K	1" x 5-1/2"
2456L	1" x 6"

Item No	Size
2458A	1-1/4 x Close
2458C	1-1/4 x 2"
2458D	1-1/4 x 2-1/2"
2458E	1-1/4 x 3"
2458F	1-1/4 x 3-1/2"
2458G	1-1/4 x 4"
2458H	1-1/4 x 4-1/2"
2458J	1-1/4 x 5"
2458K	1-1/4 x 5-1/2"
2458L	1-1/4 x 6"

Item No	Size
2460A	1-1/2 x Close
2460C	1-1/2 x 2"
2460D	1-1/2 x 2-1/2"
2460E	1-1/2 x 3"
2460F	1-1/2 x 3-1/2"
2460G	1-1/2 x 4"
2460H	1-1/2 x 4-1/2"
2460J	1-1/2 x 5"
2460K	1-1/2 x 5-1/2"
2460L	1-1/2 x 6"

Item No	Size
2462A	2" x Close
2462D	2" x 2-1/2"
2462E	2" x 3"
2462F	2" x 3-1/2"
2462G	2" x 4"
2462H	2" x 4-1/2"
2462J	2" x 5"
2462K	2" x 5-1/2"
2462L	2" x 6"



RED BRASS 45° STREET ELBOWS

Item No	Size
2513B	3/8"
2514B	1/2"
2515B	3/4"



RED BRASS 45° ELBOWS

Item No	Size
2527B	3/8"
2528B	1/2"
2529B	3/4"



RED BRASS 90° STREET ELBOWS

Item No	Size
2517B	3/8"
2518B	1/2"
2519B	3/4"



RED BRASS 90° ELBOWS

Item No	Size
2506B	3/8"
2507B	1/2"
2508B	3/4"
2510B	1/2x3/8 Reducer
2511B	3/4x1/2 Reducer



RED BRASS TEES

Item No	Size
2521B	3/8" x 3/8" x 3/8"
2522B	1/2" x 1/2" x 1/2"
2523B	3/4" x 3/4" x 3/4"
2524B	1/2" x 1/2" x 3/8"
2525B	3/4" x 3/4" x 1/2"



RED BRASS COUPLINGS

Item No	Size
2531B	3/8"
2532B	1/2"
2533B	3/4"



RED BRASS BUSHINGS

Item No	Size
2534B	1/4" x 1/8"
2535B	1/2" x 3/8"
2536B	1/2" x 1/4"
2538B	3/4" x 1/2"



RED BRASS REDUCER COUPLINGS

Item No	Size
2548B	1/2" x 3/8"
2550B	3/8" x 1/4"
2551B	3/4" x 1/2"



RED BRASS FLANGES

Item No	Size
2545B	1/2"
2546B	3/4"



RED BRASS PLUGS

Item No	Size
2540B	3/8", Solid
2541B	1/2", Solid
2542B	3/4", Solid



RED BRASS CAPS

Item No	Size
2553B	3/8"
2554B	1/2"
2555B	3/4"



RED BRASS UNIONS

Item No	Size
2557B	3/8"
2558B	1/2"
2559B	3/4"





GENE RICH & COMPANY

CHROME PLATED BRASS NIPPLES

- Manufactured in accordance with ASTM B-687
- All sizes are packed 12 pieces per carton
- Larger diameters and longer lengths are also available by special order



Item No	Size	Item No	Size	Item No	Size
2470	3/8" x Close	2482	1/2" x Close	2495	3/4" x Short
2471	3/8" x Short	2483	1/2" x Short	2496	3/4" x 2"
2472	3/8" x 2"	2484	1/2" x 2"	2497	3/4" x 2-1/2"
2473	3/8" x 2-1/2"	2485	1/2" x 2-1/2"	2498	3/4" x 3"
2474	3/8" x 3"	2486	1/2" x 3"	2499	3/4" x 3-1/2"
2475	3/8" x 3-1/2"	2487	1/2" x 3-1/2"	2500	3/4" x 4"
2476	3/8" x 4"	2488	1/2" x 4"	2501	3/4" x 4-1/2"
2477	3/8" x 4-1/2"	2489	1/2" x 4-1/2"	2502	3/4" x 5"
2478	3/8" x 5"	2490	1/2" x 5"	2503	3/4" x 5-1/2"
2479	3/8" x 5-1/2"	2491	1/2" x 5-1/2"	2504	3/4" x 6"
2480	3/8" x 6"	2492	1/2" x 6"		

PIPE NIPPLES & FITTINGS

CHROME PLATED BRASS 45° ELBOWS

- 12 pieces per carton



Item No	Size
2527	3/8"
2528	1/2"
2529	3/4"

CHROME PLATED BRASS 45° STREET ELBOWS

- 12 pieces per carton



Item No	Size
2513	3/8"
2514	1/2"
2515	3/4"

CHROME PLATED BRASS 90° ELBOWS

- 12 pieces per carton



Item No	Size
2506	3/8"
2507	1/2"
2508	3/4"
2510	1/2x3/8 Reducer
2511	3/4x1/2 Reducer

CHROME PLATED BRASS 90° STREET ELBOWS

- 12 pieces per carton



Item No	Size
2517	3/8"
2518	1/2"
2519	3/4"



CHROME PLATED BRASS TEES

- 12 pieces per carton

Item No	Size
2521	3/8" x 3/8" x 3/8"
2522	1/2" x 1/2" x 1/2"
2523	3/4" x 3/4" x 3/4"
2524	1/2" x 1/2" x 3/8"
2525	3/4" x 3/4" x 1/2"



CHROME PLATED BRASS COUPLINGS

- 12 pieces per carton

Item No	Size
2531	3/8"
2532	1/2"
2533	3/4"



CHROME PLATED BRASS BUSHINGS

- 12 pieces per carton

Item No	Size
2535	1/2" x 3/8"
2536	1/2" x 1/4"
2538	3/4" x 1/2"



CHROME PLATED BRASS REDUCER COUPLINGS

- 12 pieces per carton

Item No	Size
2548	1/2" x 3/8"
2550	3/8" x 1/4"
2551	3/4" x 1/2"



CHROME PLATED BRASS CAPS

- 12 pieces per carton

Item No	Size
2553	3/8"
2554	1/2"
2555	3/4"



CHROME PLATED HOLLOW BRASS PLUGS

- 12 pieces per carton

Item No	Size
2540	3/8", Hollow
2541	1/2", Hollow
2542	3/4", Hollow



CHROME PLATED BRASS UNIONS

- 12 pieces per carton

Item No	Size
2557	3/8"
2558	1/2"
2559	3/4"





GENE RICH & COMPANY

BRASS HOSE FITTINGS

• All sizes are packed 12 pieces per carton

SWIVEL GARDEN HOSE FITTINGS



#701

#702 & #703

Female Pipe to Female Hose

Item No	Size
701	1/2 FPT x 3/4 FHT, Swivel
702	3/4 FPT x 3/4 FHT, Swivel

Female Hose to Female Hose

Item No	Size
703	3/4 FHT x 3/4 FHT, Swivel

HOSE WYE



Item No	Size
710	3/4 FHT x 3/4 MHT x 3/4 MHT

HOSE CAP



Item No	Size
712	3/4" FHT Hose Cap

MALE HOSE FITTINGS

Female Pipe to Male Hose



#704

#707

Item No	Size
704	1/2 FPT x 3/4 MHT
707	3/4 FPT x 3/4 MHT

FEMALE HOSE FITTINGS

Female Pipe to Female Hose



Item No	Size
709	3/4 FPT x 3/4 FHT

DUAL Male/Female Pipe to Male Hose



Item No	Size
705	1/2 FPT x 3/4 MPT x 3/4 MHT

DUAL Male/Female Pipe to Female Hose



Item No	Size
708	1/2 FPT x 3/4 MPT x 3/4 FHT

Male Pipe to Male Hose



Item No	Size
706	1/2 MPT x 3/4 MHT

Male Pipe to Female Hose



Item No	Size
705A	1/2 MPT x 3/4 FHT

HOSE FITTINGS



BRASS BACKFLOW PREVENTER

- 3/4" FHT x 3/4" MHT
- Breakaway set screw deters unauthorized removal
- Specially designed to prevent sillcock freezing.
Just remove the hose and push the white plastic tripping stem to one side to drain out collected water.
- Individually boxed



Item No	Description	Std. Pkg
711	Back Flow Preventer	12 Ea

5" WROT 2 PIECE P.O. PLUG

- 1 1/4" x 5" Two Piece Wrot
- 20 Gauge Polished Chrome Plated Tailpiece
- Complete with Stainless Steel Chain and Rubber Stopper
- Mack washer and fiber washer
- Individually boxed



Item No	Description	Std. Pkg
679	2pc w/Chain, stopper & tailpiece	1 Ea

COMMERCIAL GRID STYLE LAVATORY DRAIN

- 1 1/4" x 7" One Piece Brass
- 17 Gauge Polished Chrome Plated Tailpiece
- With Vandalproof 19 Hole CP Brass Grid
- Mack washer, fiber washer and brass locknut
- Individually boxed



Item No	Description	Std. Pkg
680	Cast Br, w/grid & tailpiece	1 Ea

CHROME PLATED POP-UP WASTE

- Chrome Plated Brass Drain & Pop-Up Assembly
- 20 Gauge Chrome Plated Brass Tailpiece
- Chrome Plated Brass Lift Rod
- Mack washer, fiber washer and brass locknut
- Individually boxed



Item No	Description	Std. Pkg
524	CP Brass	1 Ea
526	CP ABS	1 Ea



GENE RICH & COMPANY

LOTION DISPENSERS



- All Brass Pump
- 7 oz. lotion bottle
- Individually boxed

Item No	Description	Std. Pkg
488	Chrome Finish	1 Ea
489	Polished Brass Finish	1 Ea
490	White Enamel Finish	1 Ea

FAUCET HOLE COVERS



- Stainless Steel
- Carton Quantities only

Item No	Description	Std. Pkg
571	1-3/4" OD, CP	25 Ea
573	2" OD, CP with washer	25 Ea
575	1-1/2" OD, NP Snap-In Cover	25 Ea

FAUCET ROSETTE



- Zinc Plated Steel
- Carton Quantities only

Item No	Description	Std. Pkg
580	Deep Pattern	25 Ea
581	Flat Pattern	25 Ea

BASIN FAUCET



- Chrome Plated Brass
- Replaceable seat and stem
- Meets NSF standard 61.9
- Hot and Cold buttons included
- Includes rosette, washer, locknut, cone washer and coupling nut

Item No	Description	Std. Pkg
677	CP Brass	2 Ea

SELF-CLOSING BASIN FAUCETS



- Chrome Plated Brass
- Replaceable stem, cam and spring mechanism
- Includes rosette, washer, locknut, cone washer and coupling nut

Item No	Description	Std. Pkg
677SC	Self-Closing Basin Faucet	1 Ea
677SC-HD	Self-Closing Basin Faucet, Heavy	1 Ea



- Chrome Plated Heavy Brass
- 1/2" FIP x 1/2" FIP
- Spring Action Cross Handle
- Individually boxed

SELF-CLOSING STOP VALVE



Item No	Description	Std. Pkg
676SC	Self-Closing Stop	1 Ea

- Chrome Plated Heavy Brass
- 1/2" FIP x 1/2" FIP
- Spring Action Lever Handle
- Includes stainless steel pull chain with rings to hold valve open hands-free
- Individually boxed

SELF-CLOSING SHOWER VALVE



Item No	Description	Std. Pkg
676SCL	Self-Closing Shower Valve w/Ch	1 Ea

- Chrome Plated Brass
- 3/8" FIP connection
- Lead free, meets NSF standard 61.9
- Stainless steel cartridge
- Individually boxed

PUSH BUTTON FOUNTAIN BUBBLER



Item No	Description	Std. Pkg
678BTN	Push-Button Fountain Bubbler	1 Ea

- Chrome Plated Heavy Brass
- 1/2" FIP
- Spring Action Cross Handle
- Individually boxed

SELF-CLOSING FOUNTAIN BUBBLER



Item No	Description	Std. Pkg
678SC	Self-Closing Fountain Bubbler	1 Ea



GENE RICH & COMPANY

WALL SINK FAUCETS



- Chrome Plated Cast Brass
- Standard 8" Centers
- CP Soap Dish

Item No	Description	Std. Pkg
506	Wall Sink, 6" Spout	1 Ea
508	Wall Sink, 8" Spout	1 Ea
512	Wall Sink, 12" Spout	1 Ea

KITCHEN DECK FAUCET



- Chrome Plated Cast Brass
- Standard 8" Centers
- CP Cast Brass Spout
- Renewable Seats

Item No	Description	Std. Pkg
514	CP Deck, Cast BR Spout	1 Ea

KITCHEN DECK FAUCET WITH GOOSENECK SPOUT



- Chrome Plated Cast Brass
- Standard 8" Centers
- 8" CP Brass Gooseneck Spout
- Renewable Seats

Item No	Description	Std. Pkg
516	CP Deck, Gooseneck Spout	1 Ea

BAR SINK FAUCET



- Chrome Plated Cast Brass
- 4" Centers - Fits all standard bar sinks
- 10" High CP Brass Spout
- Clear Acrylic Handles
- Max flow rate of 2.0 GPM @ 60 psi
- 1/2" IPS connections

Item No	Description	Std. Pkg
518	4" CP Brass Bar Sink	1 Ea

LAVATORY FAUCET



- Chrome Plated Cast Brass
- Standard 4" Centers
- Clear Acrylic Handles
- Renewable Seats



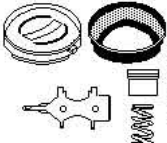
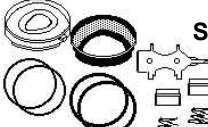

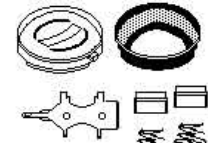

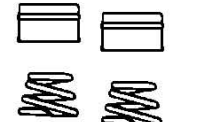
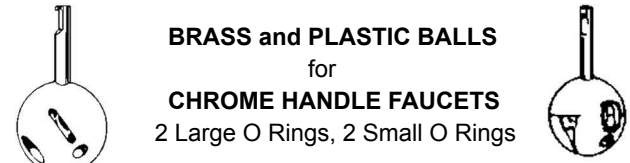
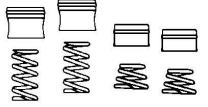
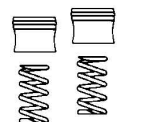
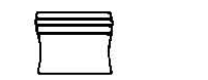



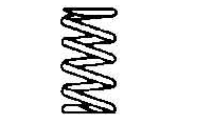

Item No	Description	Std. Pkg
520	4" CP BR Lav, Less Popup	1 Ea
522	4" CP BR Lav, With Popup	1 Ea

KITCHEN & LAVATORY SINK ITEMS

GENE RICH & COMPANY



GENERIC DELTA REPLACEMENT PARTS


Item No	Description	Item No	Description
DL1	 <p>Repair Kit For SINGLE CHROME HANDLE FAUCETS 2 Large O Rings, 2 Small O Rings 2 Old Style Seats with springs 1 Cam, 1 Packing, 1 Wrench</p>	DL1740	 <p>STEM UNIT For ALL DELTA+ TWO HANDLE FAUCETS Hang-up Header/Bag</p>
DL2	 <p>Repair Kit For CRYSTAL HANDLE FAUCETS (Except Scald-Guard) 2 Old Style Seats with springs 1 Cam, 1 Packing, 1 Wrench</p>	DL3614	 <p>Repair Kit for SINGLE CHROME HANDLE FAUCET 2 Large O Rings, 2 Small O Rings 2 New Style Seats with springs 1 Cam, 1 Packing, 1 Wrench</p>
DL25	 <p>Repair Kit For SINGLE HANDLE FAUCETS 2 Large O Rings, 2 Small O Rings</p>	DL3616	 <p>Repair Kit for CRYSTAL HANDLE FAUCETS (Except Scald-Guard) 2 New Style Seats with springs 1 Cam, 1 Packing, 1 Wrench</p>
DL61	 <p>Repair Kit For CHROME HANDLE FAUCETS 1 Cam & 1 Packing</p>	DL4993	 <p>ALL DELTA/DELEX FAUCETS 2 New Style Seats with springs</p>
DL70B DL70P	 <p>BRASS and PLASTIC BALLS for CHROME HANDLE FAUCETS 2 Large O Rings, 2 Small O Rings</p> <p>BRASS PLASTIC</p>	DL6000	 <p>ALL FAUCETS 2 Old Style Seats with springs 2 New Style Seats with springs</p>
DL134	 <p>ALL FAUCETS 2 Old Style Seats with springs</p>	DL1805	 <p>OLD STYLE SEAT 100 per Box</p>
DL188	 <p>Repair Kit For CRYSTAL HANDLE FAUCETS (Except Scald-Guard) 1 Cam & 1 Packing</p>	DL1806	 <p>NEW STYLE SEAT 100 per Box</p>
DL212B DL212P	 <p>BRASS and PLASTIC BALLS for CRYSTAL HANDLE FAUCETS 2 Large O Rings, 2 Small O Rings</p> <p>BRASS PLASTIC</p>	DL3426	 <p>OLD STYLE SPRING 100 per Box</p>
	 <p>NEW STYLE SPRING 100 per Box</p>	DL3427	

KITCHEN & LAVATORY SINK ITEMS




GENE RICH & COMPANY

FAUCET STEM ASSEMBLIES



Left Hand

closes
counter-clockwise



Right Hand

closes
clockwise

As a general rule, a valve stem which closes to the right (clockwise) will be your hot right hand threaded stem. If the valve stem closes to the left (counter-clockwise) it will be your cold left hand threaded stem. Not every stem follows this guideline. Exceptions include the Acorn, Chicago, Crane Dial-Ease and other brands of stems which do not close downward against a seat. These style stems close upwards against a seat surface. Faucets with round or square handles almost always close to the right (clockwise) on hot and cold sides. For replacement stems, order the right hand thread in this case.

AMERICAN STANDARD* - Aquaseal



Item No	Stem	Std. Pkg
540AST-01L	Left hand	1 Ea
540AST-01R	Right hand	1 Ea

INDIANNA BRASS*



Item No	Stem	Std. Pkg
540IND-02L	Left hand	1 Ea
540IND-02R	Right hand	1 Ea

CENTRAL BRASS*



Item No	Stem	Std. Pkg
540CEN-01L	Left hand	1 Ea
540CEN-01R	Right hand	1 Ea

KOHLER* - Valvet



Item No	Stem	Std. Pkg
540KOH-04L	Left hand	1 Ea
540KOH-04R	Right hand	1 Ea

CRANE* - Dial Ease



Item No	Stem	Std. Pkg
540CRA-04L	Left hand	1 Ea
540CRA-04R	Right hand	1 Ea

PRICE PFISTER*



Item No	Stem	Std. Pkg
540PPF-02R	Right hand	1 Ea

ELJER* - Lusterline



Item No	Stem	Std. Pkg
540ELJ-01L	Left hand	1 Ea
540ELJ-01R	Right hand	1 Ea

SAYCO* - Spaceage



Item No	Stem	Std. Pkg
540SAY-01L	Left hand	1 Ea
540SAY-01R	Right hand	1 Ea

GERBER*



Item No	Stem	Std. Pkg
540GER-01L	Left hand	1 Ea
540GER-01R	Right hand	1 Ea

STERLING*



Item No	Stem	Std. Pkg
540STG-01L	Left hand	1 Ea
540STG-01R	Right hand	1 Ea

UNION BRASS*



Item No	Stem	Std. Pkg
540GOP-01L	Left hand	1 Ea
540GOP-01R	Right hand	1 Ea



- Decorative Acrylic Crystal Handles
- Hot and Cold buttons & screws included

FAUCET HANDLES FOR DELTA* / PEERLESS*

Item No	Description	Std. Pkg
550RPT	Delta* Crystal 2-Handle, Tub/Shower	5 Pr
550RS	Delta* Crystal Single Handle	5 Ea
550RSO	Delta* Crystl Single Offset Handle	5 Ea



- Chrome Plated Canopy handles (CPC)
- Decorative Acrylic Crystal Handles (RPD)
- Hot and Cold buttons & screws included

FAUCET HANDLES FOR DELEX* / PEERLESS*

Item No	Description	Std. Pkg
551CPC	Delex/P* 2 Handle Chrome Canopy	5 Pr
551RPD	Delex/P*, Crystal, 2 Handle	5 Pr



- Teardrop handle replaces both Teardrop and Round handles
- Hot and Cold buttons & screws included

FAUCET HANDLES FOR MOEN*

Item No	Description	Std. Pkg
552RF	Moen* Round Crystal, Flush	5 Ea
552RR	Moen* Round Crystal, Recess	5 Ea
552TF	Moen* Teardrop, Crystal, Flush	5 Ea
552TR	Moen* Teardrop, Crystal, Recess	5 Ea



- Screws included
- Individually bagged
- Use the Clear Inner handle with the Chrome outer handle

FAUCET HANDLES FOR MIXET*

Item No	Description	Std. Pkg
554NL	Mixet* Inner Handle, Clear	5 Ea
554NS	Mixet* Inner Handle, Smoke	5 Ea
554TC	Mixet* Outer Handle, Chrome	5 Ea
554TL	Mixet* Outer Handle, Clear	5 Ea
554TS	Mixet* Outer Handle, Smoke	5 Ea



- Decorative Acrylic Crystal Handles
- Hot and Cold buttons & screws included

FAUCET HANDLES FOR PRICE PFISTER*

Item No	Description	Std. Pkg
556RL	Pfister* Large Crystal Handle, Pair	5 Pr
556WL	Pfister* Large Windsor Crystal, Single	5 Ea
556WS	Pfister* Small Windsor Crystal, Pair	5 Pr





GENE RICH & COMPANY

LEVER HANDLES



- Chrome Plated economy handles
- Fit-All Indexed Lever style
- Allen wrench & Set screws included

Item No	Description	Std. Pkg
698	Regular CP Fit-All, w/wrench	6 Pr



- Chrome Plated heavy duty handles
- Fit-All Indexed Lever style
- Patented "Twin-Grip" design

Item No	Description	Std. Pkg
820	CP Vise Grip Indexed	1 Pr

CROSS HANDLES



- Chrome Plated economy handles
- Fit-All Indexed Cross style
- Allen wrench & Set screws included

Item No	Description	Std. Pkg
699	Regular CP Fit-All, w/wrench	6 Pr



- Chrome Plated heavy duty handles
- Fit-All Indexed Cross style
- Patented "Twin-Grip" design

Item No	Description	Std. Pkg
822	CP Vise Grip Indexed	1 Pr

HEAVY DUTY FAUCET HANDLES




- Indexed Lucite Faucet Handle Replacements
- Patented "Twin-Grip" design

Item No	Description	Std. Pkg
825	Two Valve Lucite Lav. Handles	1 Pr
826	Three Valve Shower Set, Lucite	1 St

HOSE BIBB HANDLES

- Hose Bibb Handle Replacements



Item No	Description	Std. Pkg
1426A	Round Tee, 12-Knurl, Zinc	24 Ea
1426B	Oval Wheel, 5/16" Sq. Hole, Zinc	24 Ea
1426C	Open Wheel, 5/16" Sq. Hole, Zinc	24 Ea
1426D	Open Wheel, 12-Knurl, Zinc	24 Ea

FAUCET HANDLE PULLER

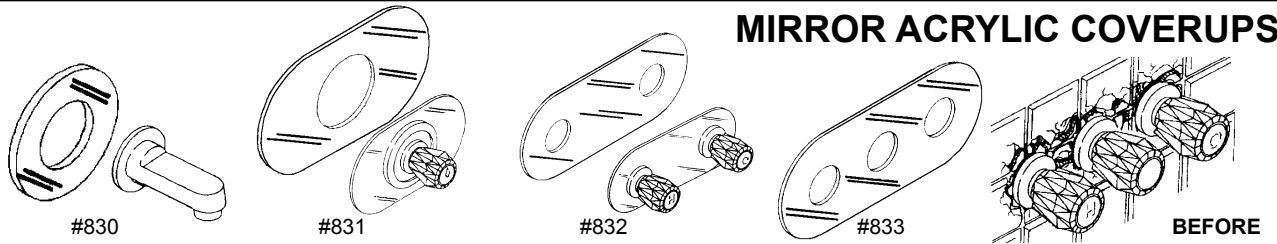


- Tempered Steel
- Adjustable guide sets pulling arms to securely grip the handle.
- Turning the cross bar exerts pulling pressure to remove the handle.

Item No	Description	Std. Pkg
6760	Faucet Handle Puller	5 Ea



MIRROR ACRYLIC COVERUPS



- Conceals damaged tiles
- No tools required - Use silicone caulk

Item No	# of Holes	Hole ID	Width	Height	Thick	Std. Pkg
830	One	1-3/4"	3.5"	3.5"	1/8"	1 Ea
831	One	5"	14"	8"	1/8"	1 Ea
832	Two	1-3/4"	14"	6"	1/8"	1 Ea
833	Three	1-3/4"	14"	6"	1/8"	1 Ea

NON-SLOTTED FAUCET AERATORS

- Chrome Plated Brass
- Meets ANSI A-112.18M

Individually bagged 10 per Box	6 per Tube	Thread Size	Thread Type	GPM
Item No	Item No			
460FR	460N22-6	55/64" - 27	Female	2.2
461FR	461N22-6	3/4" - 27	Female	2.2
462FR	462N22-6	15/16" - 27	Male	2.2
464FR	464N22-6	13/16" - 27	Male	2.2
463FR	463N22-6	Female 55/64" - 27 Male 15/16" - 27	Dual	2.2



SLOTTED SPRINGFLO AERATORS

- Genuine Springflo Brand (#38D)
- Chrome Plated Brass
- Meets ANSI A-112.18M
- 27 Threads per inch
- Counter display contains 144 aerators: 24 tubes of 6 each

Item No	Threads	GPM	Pcs/Tube	Std. Pkg
463S22-6	Springflo Dual 15/16"m, 55/64"f	2.2	6	1 Tb
463S22-144	Springflo Dual 15/16"m, 55/64"f	2.2	6 x 24 tubes	1 Ctn



SWIVEL AERATORS

- Meets ANSI A-112.18M
- Individually bagged
- #466FR switches from stream to spray with just a pull

Item No	Threads	GPM	Std. Pkg
465FR	Dual 15/16"m, 55/64"f Swivel	2.2	10 Ea
466FR	Dual 15/16"m, 55/64"f Double Swivel/Spray	2.2	10 Ea





GENE RICH & COMPANY

RINSING SPRAY HEADS

DISCOUNTED!
5% for 72 pcs
10% for 144+ pcs

- Improved rinsing sprays.
- Attaches to existing hose to replace any automatic on-off (thumb-control) sink spray.
- Individually boxed



Item No	Description	Std. Pkg
468	White Spray Head - Rinse Quik	1 Ea
468IMP	White Spray Head	1 Ea
477	Black Spray Head - Rinse Quik	1 Ea
477IMP	Black Spray Head	1 Ea
477CP	Chrome Plated Spray Head - Rinse Quik	1 Ea
477CP-IMP	Chrome Plated Spray Head	1 Ea

HOSE GUIDES

DISCOUNTED!
5% for 72 pcs
10% for 144+ pcs

- For deck- or ledge-mount installations.
- New, high quality plastic core prevents excessive hose wear, lengthens hose life.
- Chrome plated, 2" OD raised escutcheon prevents water from running into under-sink area.




Item No	Description	Std. Pkg
469	White Hose Guide - Rinse Quik	1 Ea
469IMP	White Hose Guide	1 Ea
486	Black Hose Guide - Rinse Quik	1 Ea
486IMP	Black Hose Guide	1 Ea

RINSING SPRAY HEAD & HOSE ASSEMBLY

DISCOUNTED!
5% for 72 pcs
10% for 144+ pcs

- Improved rinsing spray with 4-foot hose to replace any automatic on-off (thumb-control) spray and hose on any ledge- or deck-mount faucet.
- #475-series include a universal hose Coupling.
- #476 includes a 1/4" IP Union nut.



Item No	Description	Std. Pkg
475	Black Spray & Hose, w/univ.cplg - Rinse Quik	1 Ea
475IMP	Black Spray & Hose, w/univ.cplg	1 Ea
476	Black Spray & Hose w/1/4" f Ftg - Rinse Quik	1 Ea
475CP	Chrome Plated Spray & Hose - Rinse Quik	1 Ea
475CP-IMP	Chrome Plated Spray & Hose	1 Ea



- **Fits All Major Brands** including: American Standard, Briggs, Central Brass, Chicago Faucet, Delta, Gerber, Kohler, Moen, Peerless and Price Pfister.
- This hose length is for use when the faucet is mounted on the ledge or deck of the sink.
- Universal coupling at faucet end of hose.
Fits any faucet ever made for use with automatic spays.
- Spray end of hose fits any automatic on-off rinsing spray head.
- #479 is the genuine RINSE QUIK MR-4 OEM replacement hose, packaged in a hang up bag.
- The generic #479IMP includes a black spray head lower assembly, with washers and lock ring, all packaged in a hang up box.

4 FOOT HOSE FOR RINSING SPRAYS



#479



#479IMP

Item No	Description	Std. Pkg
479	4' Hose for Spray - Rinse Quik	1 Ea
479IMP	4' Hose for Spray	1 Ea

- #480 is the same as #479, except the faucet end of hose is fitted with a 1/4" female pipe thread union nut.
- Genuine RINSE QUIK MR-4C OEM replacement hose, packaged in a hang up bag.



#480

Item No	Description	Std. Pkg
480	4' Hose w/1/4" Union Nut - Rinse Quik	1 Ea

- This hose length is for use when the faucet is mounted on the wall above the sink.
- Genuine RINSE QUIK MR-30 OEM replacement hose
- Includes universal coupling, washers and lock ring.

30 INCH HOSE



#485

Item No	Description	Std. Pkg
485	30" Hose for Spray Heads - Rinse Quik	1 Ea

- 1/8" FIP x 1/4" FIP

UNIVERSAL BRASS HOSE COUPLING



#3474

Item No	Description	Std. Pkg
3474	Universal Brass Hose Coupling	12 Ea

- Replaces automatic on-off shampoo sprays supplied with bath and lavatory spouts, beauty or barber shop basins.
- Squeeze and release to turn on and off. Interchangeable with any thumb-controlled (automatic on-off) sink rinsing spray.
- Genuine RINSE QUIK MR-421 OEM replacement

RINSE QUIK SHAMPOO SPRAY HEAD



Item No	Description	Std. Pkg
487	Shampoo Spray Head - Rinse Quik	1 Ea



GENE RICH & COMPANY

JUNIOR DUO DEEP BASKET STRAINER



- For 2" and 2 1/2" deep outlets and bar sinks
- Chrome Plated Brass

Item No	Description	Std. Pkg
441	2-1/2 Deep Duplex Strainer	1 Ea
441B	Replacement Basket for #441	1 Ea

JUNIOR DUO STRAINERS



#442

- Stainless steel body
- Fits 1 3/4" bar sinks
- Complete with washers and 1 1/2" die cast locknut
- Includes chrome plated flat grid, crumb cup with post or a 1 3/4" rubber stopper.



#442A

#442B

Item No	Description	Std. Pkg
442	Stainless Duplex Strainer	1 Ea
442A	w/Crumb Cup	1 Ea
442B	w/1-3/4" stopper	1 Ea

JUNIOR DUO STRAINER CRUMB CUP



#414

- 1 1/2" stainless steel baskets
- For use with #442 series junior strainers
- Available with or without a post, or with post and rubber stopper.



#415

#416

Item No	Description	Std. Pkg
414	Crumb Cup with post & stopper	1 Ea
415	Crumb Cup with post	12 Ea
416	Crumb Cup without post	12 Ea

JUNIOR DUO STRAINER GRID ONLY



- 1 7/8" polished aluminum grid
- Replacement for #442 series junior duo strainers

Item No	Description	Std. Pkg
417	For #442 Jr Strainer	12 Ea

OLD STYLE SINK STRAINER



- Polished Stainless Steel
- 4 1/2" diameter
- Screw holes measure 3 7/8" center-to-center.

Item No	Description	Std. Pkg
420	Old Style S.S. Sink Strainer	12 Ea

KITCHEN & LAVATORY SINK ITEMS



WIDE FLANGE GRID STRAINER

- 4 1/2" Stainless steel body fits a 3 1/2" opening
- 2 3/4" polished stainless steel grid

Complete with: 4 3/8" od x 3 3/8" id fiber & rubber (#W389) washers
 3 3/8" die cast strainer locknut (#434)
 1 1/2" pvc flanged washer (#W381)
 1 1/2" die cast locknut (#310)



Item No	Description	Std. Pkg
443	Wide Flange Stainless Grid Strainer	1 Ea

DUO BASKET STRAINER

- 4 1/2" Stainless steel body fits a 3 1/2" opening
- Lift-N-Turn stainless crumb cup with rubber stopper

Complete with: 4 3/8" od x 3 3/8" id fiber & rubber (#W389) washers
 3 3/8" die cast strainer locknut (#434)
 1 1/2" pvc flanged washer (#W381)
 1 1/2" die cast locknut (#310)



Item No	Description	Std. Pkg
444	S.S., w/cup	1 Ea

REPLACEMENT BASKETS

- Stainless steel
- Drop post with neoprene stopper
- Fits most basket strainers.



Item No	Description	Std. Pkg
446	Stainless Steel	25 Ea
448	Imp. Drop Post S.S.	25 Ea



#310



#W381

BASKET STRAINER WASHERS AND LOCKNUTS

Item No	Size	Description	Std. Pkg
137	1-1/2"	Die Cast Locknut for Jr. Basket	25 Ea
310	1-1/2"	Chrome Plated Zinc Slip Nut	25 Ea
434	3-3/8"	Die Cast Sink Strainer Locknut	12 Ea
W381	1-1/2"	PVC Flanged Washer	100 Ea
W389	4-3/8" od x 3-3/8" id	Rubber Duo Strainer Washer	25 Ea
W390	4-3/8" od x 3-3/8" id	Plastic Duo Strainer Washer	25 Ea



#434



#W389



#W390

- Vinyl construction
- 4" O.D. Stopper
- White plastic lift
- Flanged to fit 3" and 3 1/4"

SINK STOPPER

Item No	Description	Std. Pkg
4325	Garbage Disposer Stopper	10 Ea



#4325

DISPOSAL SPLASH GUARD

- Snap-fit reinforced ring
- Fits all disposal brands

Item No	Description	Std. Pkg
4326	Disposal Splash Guard	12 Ea





GENE RICH & COMPANY

WASTE DISPOSER TEE WITH BAFFLE



- Brass construction, satin finish
- 1 1/2" slip joint inlets
- 1 1/2" fine thread outlet
- Complete with nuts and washers

Item No	Description	Std. Pkg
3390	Waste Disposer Tee & Baffle	25 Ea

WASTE TEE



- Brass construction, satin finish
- 1 1/2" slip joint inlets
- 1 1/2" fine thread outlet
- Complete with nuts and washers

Item No	Description	Std. Pkg
3392	1-1/2" Brass Waste Tee	25 Ea

WASTE TEE



- Brass construction, chrome plated finish
- 1 1/2" slip joint connections all the way around
- Complete with nuts and washers

Item No	Description	Std. Pkg
3397	1-1/2" 3 Way Repair Tee	25 Ea

90° WASTE ELBOW



- Brass construction, polished chrome plated finish
- Slip joint inlet and outlet
- Complete with nuts and washers

Item No	Description	Std. Pkg
3405	1-1/2" x 90° Waste Elbow	25 Ea
3406	1-1/4" x 90° Waste Elbow	25 Ea

45° WASTE ELBOW



- Brass construction, polished chrome plated finish
- Slip joint inlet and outlet
- Complete with nuts and washers

Item No	Description	Std. Pkg
3409	1-1/2" x 45° Waste Elbow	25 Ea
3410	1-1/4" x 45° Waste Elbow	25 Ea

WASTE EXTENSION COUPLING



- Brass construction, polished chrome plated finish
- Slip joint connection on both ends
- Complete with nuts and washers

Item No	Description	Std. Pkg
3412	1-1/2" x 1-1/2" Extension Coupling	25 Ea
3414	1-1/4" x 1-1/4" Extension Coupling	25 Ea



BRASS WASTE CONNECTORS

- Brass body, brass ferrule and brass nut
- MIP connectors are combination female sweat

MALE IRON PIPE x SWEAT		
Item No	Size	Std. Pkg
3500	1-1/4" MIP x 1-1/4" OD	12 Ea
3501	1-1/2" MIP x 1-1/2" OD	12 Ea
3502	1-1/2" MIP x 1-1/4" OD	12 Ea



Male

FEMALE IRON PIPE x SWEAT		
Item No	Size	Std. Pkg
3503	1-1/4" FIP x 1-1/4" OD	12 Ea
3504	1-1/2" FIP x 1-1/2" OD	12 Ea
3505	1-1/2" FIP x 1-1/4" OD	12 Ea



Female

BRASS WASTE CONNECTOR COMPRESSION RING

- All brass replacement compression rings

Item No	Size	Std. Pkg
3509	1-1/4"	12 Ea
3510	1-1/2"	12 Ea



- Fit vitreous china, steel or cast iron lavatories
- 1" Chrome Plated Tips
- 2" Tall Hex Escutcheon with set screw allows for 1 1/2" of adjustability
- Assembled range: 28 1/2" - 30" (#3103)
32 1/2" - 34" (#3104)
- Boxed in pairs only

Item No	Size	Std. Pkg
3103	27" High	1 Pr
3104	31" High	1 Pr



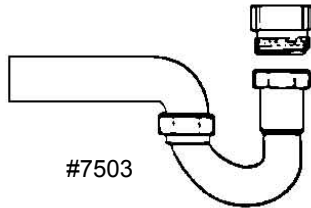
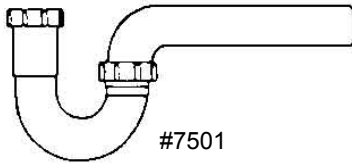
CHROME PLATED LAVATORY LEGS





GENE RICH & COMPANY

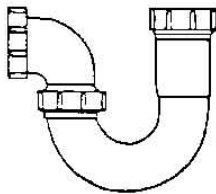
PVC P TRAPS



- Meets ASTM F-409
- Individually bagged
- Includes: One (#7755) 1 1/2" PVC J Bend
One (#7760) 1 1/2" PVC Quarter Bend
Two (#7605) 1 1/2" PVC Slip Nuts
Two (#7615) 1 1/2" PVC Beveled Slip Joint Washers
Two (#7620) 1 1/2" x 1 1/4" PVC Beveled Slip Joint Washers
- #7503 includes : One (#7570) 1 1/2" x sweat Adaptor for Schedule 40
and : One more (#7605) 1 1/2" PVC Slip Nut

Item No	Description	Std. Pkg
7501	1-1/2" PVC P Trap	25 Ea
7503	1-1/2" PVC P Trap, w/Sch.40 Adaptor	25 Ea

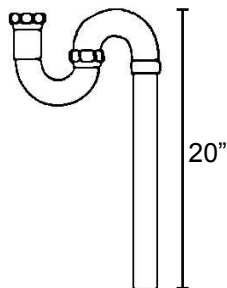
PVC REPAIR P TRAP



- Meets ASTM F-409
- Individually bagged
- Includes: One (#7755) 1 1/2" PVC J Bend
One (#7800) 1 1/2" PVC 90° Repair Elbow
Two (#7605) 1 1/2" PVC Slip Nuts
Two (#7615) 1 1/2" PVC Beveled Slip Joint Washers
Two (#7620) 1 1/2" x 1 1/4" PVC Beveled Slip Joint Washers

Item No	Description	Std. Pkg
7505	1-1/2" PVC Repair P Trap	25 Ea

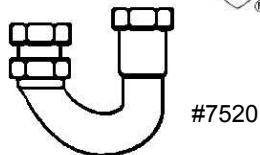
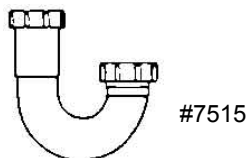
PVC S TRAP



- Meets ASTM F-409
- Individually bagged
- Includes: One (#7830) 1 1/2" PVC Floor Tube with Captive Nut
One (#7755) 1 1/2" PVC J Bend
Two (#7605) 1 1/2" PVC Slip Nuts
Two (#7615) 1 1/2" PVC Beveled Slip Joint Washers
Two (#7620) 1 1/2" x 1 1/4" PVC Beveled Slip Joint Washers

Item No	Description	Std. Pkg
7510	1-1/2" PVC S Trap	12 Ea

PVC J BENDS



- Meets ASTM F-409
- Individually bagged
- Includes: One (#7755) 1 1/2" PVC J Bend
Two (#7605) 1 1/2" PVC Slip Nuts
Two (#7615) 1 1/2" PVC Beveled Slip Joint Washers
Two (#7620) 1 1/2" x 1 1/4" PVC Beveled Slip Joint Washers
- #7520 includes : One 1 1/2" Hi-Line Nipple (#7805)
: One (#W381) 1 1/2" PVC Flanged Washer
and : One more (#7605) 1 1/2" PVC Slip Nut

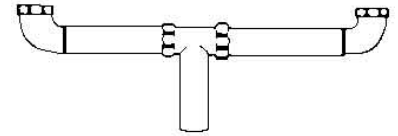
Item No	Description	Std. Pkg
7515	1-1/2" PVC J Bend	25 Ea
7520	1-1/2" PVC J Bend w/Hi-line nipple	25 Ea

PVC TUBULAR



- Meets ASTM F-409
- Individually bagged
- Includes: One (#7680) 1 1/2" PVC CENTER Outlet slip joint baffle tailpiece
Two (#7805) 1 1/2" PVC Hi-Line Nipples
Two (#7810) 1 1/2" x 7" PVC Waste Arms
Six (#7605) 1 1/2" PVC Slip Nuts
Four (#7615) 1 1/2" PVC Beveled Slip Joint Washers
Two (#7620) 1 1/2" x 1 1/4" PVC Beveled Slip Joint Washers
Two (#W381) 1 1/2" PVC Flanged Washers

PVC CENTER OUTLET CONTINUOUS WASTE

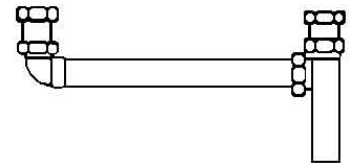


Item No	Description	Std. Pkg
7525	1-1/2" Center Outlet Continuous Waste	25 Ea

- Meets ASTM F-409
- Individually bagged
- Includes: One (#7675) 1 1/2" PVC END Outlet slip joint baffle tailpiece
Two (#7805) 1 1/2" PVC Hi-Line Nipples
One (#7820) 1 1/2" x 15" PVC Waste Arm
Five (#7605) 1 1/2" PVC Slip Nuts
Three (#7615) 1 1/2" PVC Beveled Slip Joint Washers
Two (#7620) 1 1/2" x 1 1/4" PVC Beveled Slip Joint Washers
Two (#W381) 1 1/2" PVC Flanged Washers



PVC END OUTLET CONTINUOUS WASTE



Item No	Description	Std. Pkg
7530	1-1/2" End Outlet Continuous Waste	25 Ea

PVC WASTE REPAIR FITTINGS

- Meets ASTM F-409
- Individually bagged

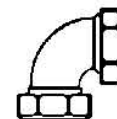
Item No	Description	Std. Pkg
7550	1-1/2" PVC Universal Slip Joint Coupler	25 Ea
7555	1-1/2" PVC Universal 45° SJ Coupler	25 Ea
7560	1-1/2" PVC Universal 90° SJ Coupler	25 Ea
7565	1-1/2" PVC Universal Tee SJ Coupler	25 Ea



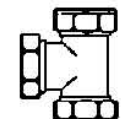
#7550



#7555



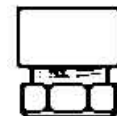
#7560



#7565

- Meets ASTM F-409
- Individually bagged
- Includes: One (#7780) 1 1/2" x Sched 40 PVC Adaptor
One (#7605) 1 1/2" PVC Slip Nut
One (#7615) 1 1/2" PVC Beveled Slip Joint Washer
One (#7620) 1 1/2" x 1 1/4" PVC Beveled Slip Joint Washer

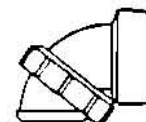
1 1/2" PVC WASTE ADAPTOR FOR SCHEDULE 40 PIPE



Item No	Description	Std. Pkg
7570	1-1/2" PVC Adaptor for Schdl 40 pipe	25 Ea

- Meets ASTM F-409
- Individually bagged

90° PVC ELBOW WITH CAPTIVE NUT



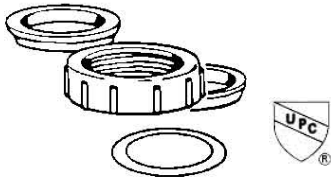
Item No	Description	Std. Pkg
7575	90° Sink Trap Elbow w/Nut	25 Ea



GENE RICH & COMPANY

PVC SLIP JOINT NUTS and WASHERS


- ANSI/NSF Standard 14 (NSF-dwv)
- White PVC
- Full cartons only



Item No	Description	Std. Pkg
7605	1-1/2" PVC Slip Joint Nut	100 Ea
7614	1-1/4" PVC Beveled Slip Joint Washer	100 Ea
7615	1-1/2" PVC Beveled Slip Joint Washer	100 Ea
7620	1-1/2" x 1-1/4" Beveled Slip Jnt Washer	100 Ea

PVC FLANGED TAILPIECES

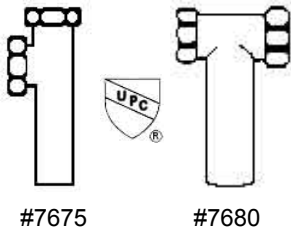
- Meets ASTM F-409



Item No	Description	Std. Pkg
7650	1-1/2" x 4" PVC Flanged Tailpiece	25 Ea
7655	1-1/2" x 6" PVC Flanged Tailpiece	25 Ea
7660	1-1/2" x 8" PVC Flanged Tailpiece	25 Ea
7665	1-1/2" x 12" PVC Flanged Tailpiece	25 Ea
7670	1-1/2" x 16" PVC Double Flngd Tailpce	25 Ea

PVC BAFFLE TAILPIECES

- Meets ASTM F-409

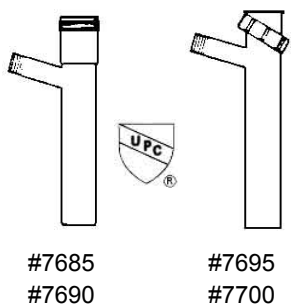


- Includes: One 1 1/2" PVC Slip Joint Baffle Tailpiece
Two (#7605) 1 1/2" PVC Slip Nuts
Two (#7615) 1 1/2" PVC Beveled Slip Joint Washers

Item No	Description	Std. Pkg
7675	1-1/2" PVC End Outlet SJ Baffle	25 Ea
7680	1-1/2" PVC Center Outlet SJ Baffle	25 Ea

PVC BRANCH TAILPIECES

- Meets ASTM F-409

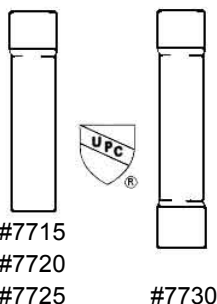


- Includes: One 1 1/2" PVC Slip Joint Branch Tailpiece
One (#7605) 1 1/2" PVC Slip Nuts
One (#7615) 1 1/2" PVC Beveled Slip Joint Washers

Item No	Description	Std. Pkg
7685	1-1/2" PVC Slip 1/2" Branch Tailpiece	25 Ea
7690	1-1/2" PVC Slip 3/4 Branch Tailpiece	25 Ea
7695	1-1/2" PVC Hi-Line 1/2 Branch Tailpce	25 Ea
7700	1-1/2" PVC Hi-Line 3/4 Branch Tailpce	25 Ea

PVC SOLVENT WELD EXTENSION TUBES

- Meets ASTM F-409
- ANSI/NSF Standard 14 (NSF-tubular)



Item No	Description	Std. Pkg
7715	1-1/2" x 6" Solvent Weld Ext. Tube	25 Ea
7720	1-1/2" x 8" Solvent Weld Ext. Tube	25 Ea
7725	1-1/2" x 12" Solvent Weld Ext. Tube	25 Ea
7730	1-1/2" x 16" Double Conn Solv Weld	25 Ea

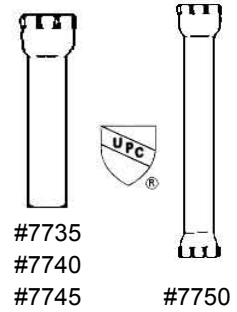
PVC TUBULAR



PVC SLIP JOINT EXTENSION TUBES

- Meets ASTM F-409
- ANSI/NSF Standard 14 (NSF-tubular)

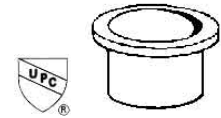
Item No	Description	Std. Pkg
7735	1-1/2" x 6" SJ	25 Ea
7740	1-1/2" x 8" SJ	25 Ea
7745	1-1/2" x 12" SJ	25 Ea
7750	1-1/2" x 16" Double Conn SJ	25 Ea



PVC HI LINE NIPPLE

- Meets ASTM F-409


Item No	Description	Std. Pkg
7805	1-1/2"	25 Ea



PVC WASTE ARMS

- Meets ASTM F-409
- Includes 1 1/2" PVC Nut (#7605) and Washer (#7615)

Item No	Description	Std. Pkg
7810	1-1/2" x 7" PVC Waste Arm	25 Ea
7815	1-1/2" x 9-1/2" PVC Waste Arm	25 Ea
7820	1-1/2" x 15" PVC Waste Arm	25 Ea
7825	1-1/2" x 20" PVC Waste Arm	25 Ea

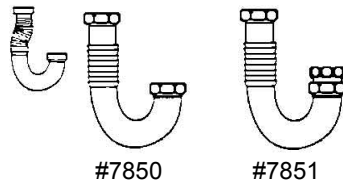


FLEXI-DRAIN PRODUCTS

- Bends to shape and offsets up to 2".
- May be used with all metal or plastic drain systems.
- Will not deteriorate and is unaffected by strong drain cleaning chemicals.
- For use with all metal or plastic drain systems
- Use only with flanged metal floor or wall tube.

FLEXI-DRAIN J BEND

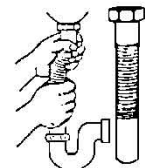
- Combo Trap Bend
- May be used with all metal or plastic drain systems.



Item No	Description	Std. Pkg
7850	1-1/2" x 1-1/4"	25 Ea
7851	1-1/2" x 1-1/4" w/Adaptor	25 Ea

FLEXI-DRAIN EXTENSIONS

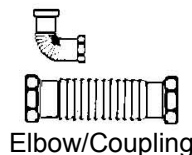
- Slip joint x Sweat connections
- Offsets up to 2"
- Use 9" for bathroom traps
- Use 12" for kitchen traps



Item No	Description	Std. Pkg
7853	1-1/4" x 9", w/nuts/washers	25 Ea
7854	1-1/2" x 12" w/nuts/washers	25 Ea

FLEXI-DRAIN CONNECTOR

- NO TOOLS NEEDED
- Eliminate extra fittings
- Corrosion resistant



Item No	Description	Std. Pkg
7852	1-1/2" Coupler/Elbow	25 Ea

FLEXI-DRAIN FLANGED TAILPIECE

- Use with Center or End outlet continuous wastes.
- Offsets up to 2" for mis-aligned traps.



Item No	Description	Std. Pkg
7855	1 1/2" x 12" w/Nuts/washers	25 Ea



GENE RICH & COMPANY

PROVENT

DISCOUNTED!
When you buy
50 pcs or more



- Automatic anti-siphon trap vent for use as secondary venting in manufactured housing and RV's
- Quickly vents kitchen & bathroom sinks, showers, tubs and washing machines
- Black ABS with 1 1/2" MPT
- Tested to NSF-24 • Made in USA
- Easy to install - Just hand tighten, no thread seal required
- Install only in accessible locations with free flow of air
- Must be located at least 60" above trap arm
- Water closet must have main stack to outside

Item No	Description	Std. Pkg
7868	Pro Vent - Ventmaster II	12 Ea

DISHWASHER AIR GAP



DISCOUNTED!
When you buy
50 pcs or more



- Interrupts siphoning in drain lines to prevent sewage backflow
- White polypropylene body
- Chrome plated ABS top
- UPC approved

Item No	Description	Std. Pkg
7870	Chrome Plated	12 Ea

DISHWASHER DISPOSAL CONNECTOR KITS



#DD5KIMP

#DD10K

- DD5KIMP includes 4 screw-down clamps
- DD10K includes 2 worm gear clamps
- Individually bagged

Item No	Description	Std. Pkg
DD5KIMP	4 Clamp Dishwasher/Disposal Conn Kit	200 Ea
DD10K	2 Clamp Dishwasher/Disposal Conn Kit	100 Ea

DISHWASHER DRAIN HOSES



- Meets specifications for reinforced drain hoses on portable and permanent dishwashers.
- Can be used for drain discharges that require additional strength
- 40 lb working pressure at 70° F
- 5/8" ID connects dishwasher pump to airgap inlet or dishwasher tailpiece
- 7/8" ID connects airgap outlet to branch tailpiece or disposal

Item No	I.D.	O.D.	Length	W/P @ 70° F	Std. Pkg
A218	7/8"	1-3/16"	50'	40	1 Ea
A220	5/8"	7/8"	50'	40	1 Ea

DISHWASHER CONNECTORS



- Heavy duty hose is manufactured to withstand chemicals discharged through the drain side of the washing machine.
- 90° elbow to fit tight areas
- Expanded end steps down to fit 1 1/4", 1 1/8" and 1"

BLACK DRAIN HOSE WITH ALUMINUM HOOK



Item No	Description	Std. Pkg
A195	1" I.D. x 6 Ft. Drain Hose w/Alum. Hook	5 Ea

- Facilitates mixing of hot and cold water into the washing machine.
- 3/8" I.D. Hose
- Two 3/4" FHT inlet connections
- One 3/4" MHT connection at the Wye

"Y" WATER MIXER HOSE



Item No	Description	Std. Pkg
A182	3/8" ID `Y` Mixer Hose w/3/4" Ftgs	10 Ea

- 3/4" FHT connections
- Burst pressure rating of 800 PSI
- Individually bagged with washers

WASHING MACHINE HOSES



#A189 & #A190

Item No	Description	Std. Pkg
A183	3/8" ID x 4 Ft.	10 Ea
A184	3/8" ID x 5 Ft.	10 Ea
A185	3/8" ID x 6 Ft.	10 Ea
A186	1/2" ID x 4 Ft.	10 Ea
A187	1/2" ID x 5 Ft.	10 Ea
A188	1/2" ID x 6 Ft.	10 Ea
A189	3/8" ID x 4 Ft. with 90° elbow	10 Ea
A190	3/8" ID x 5 Ft. with 90° elbow	10 Ea

- 3/8" I.D. Hose
- Heavy duty brass 3/4" FHT connections
- Max Temp: 180° F • Max PSI: 2800

STAINLESS STEEL BRAIDED WASHING MACHINE HOSE



Item No	Description	Std. Pkg
A183S	3/8" ID x 4 Ft.	10 Ea
A184S	3/8" ID x 5 Ft.	10 Ea
A185S	3/8" ID x 6 Ft.	10 Ea

REINFORCED GARDEN HOSE

- 5/8" I.D. x 50 Ft. Reinforced Garden Hose
- Brass 3/4" MHT x 3/4" FHT ABS Easy-grip Fitting



Item No	Description	Std. Pkg
A222	5/8" ID x 50 Ft	5 Ea



GENE RICH & COMPANY

HOSES & CLAMPS

MURRAY GOLD SEAL® STAINLESS STEEL HOSE CLAMPS



All sizes are packaged
10 per box

“H” Series

with Zinc Plated Carbon Steel
Screw

Band and housing are 200/300 series stainless steel. Screw is $\frac{5}{16}$ " slotted hex head, heat treated carbon steel, double plated with zinc plus trivalent chromate for long lasting protection. Good general-purpose clamp. (THIS IS THE ONE WITH THE “GOLD SCREW”)

Rated Ultimate Torque:
50 in.-lbs. min. (5.6Nm)

Recommended Installation Torque:
30-40 in.-lbs. (3.4-4.5 Nm)

“H-SS” Series

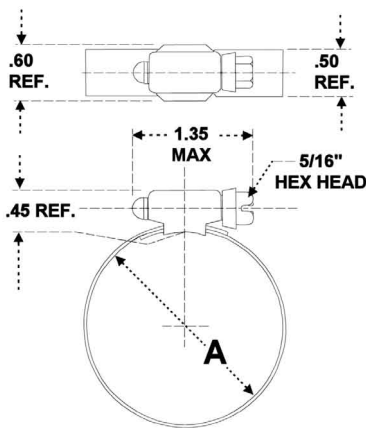
with “400” Series Stainless Steel
Screw

Band and housing are 200/300 series stainless steel. Screw is $\frac{5}{16}$ " slotted hex head, heat treated 400 series stainless steel. The high corrosion resistance of this all stainless steel band, housing and screw makes this the perfect clamp for numerous industrial installations.

Rated Ultimate Torque:
60 in.-lbs. min. (6.8Nm)

Recommended Installation Torque:
35-40 in.-lbs. (3.96-4.52 Nm)

DISCOUNTED
5% for 1,000
10% for 2,000



Clamp Series		“A” Diameter Range					
		Decimals		Inches		Millimeters	
H	H-SS	Min	Max	Min	Max	Min	Max
H6	H6SS	.44	.78	7/16	25/32	11	20
H8	H8SS	.44	.91	7/16	29/32	11	23
H10	H10SS	.56	1.06	9/16	1-1/16	14	27
H12	H12SS	.69	1.25	11/16	1-1/4	18	32
H16	H16SS	.75	1.50	3/4	1-1/2	19	38
H20	H20SS	.81	1.75	13/16	1-3/4	21	44
H24	H24SS	1.06	2.00	1-1/16	2	27	51
H28	H28SS	1.31	2.25	1-5/16	2-1/4	33	57
H32	H32SS	1.56	2.50	1-9/16	2-1/2	40	64
H36	H36SS	1.81	2.75	1-13/16	2-3/4	46	70
H40	H40SS	2.06	3.00	2-1/16	3	52	76
H44	H44SS	2.31	3.25	2-5/16	3-1/4	59	83
H48	H48SS	2.56	3.50	2-9/16	3-1/2	65	89
H52	H52SS	2.81	3.75	2-13/16	3-3/4	71	95
H56	H56SS	3.06	4.00	3-1/16	4	78	102
H60	H60SS	3.31	4.25	3-5/16	4-1/4	84	108
H64	H64SS	3.56	4.50	3-9/16	4-1/2	90	114
H72	H72SS	4.06	5.00	4-1/16	5	103	127
H80	H80SS	4.56	5.50	4-9/16	5-1/2	116	140
H88	H88SS	5.06	6.00	5-1/16	6	129	152
H96	H96SS	5.56	6.50	5-9/16	6-1/2	141	165
H104	H104SS	6.06	7.00	6-1/16	7	154	178
H116	H116SS	6.50	7.75	6-1/2	7-3/4	165	197

* GOLD SEAL and MINI-CLAMPS are registered trademarks of Murray Corporation



MURRAY STAINLESS STEEL MINI-CLAMPS®

“MM-SS” Series

with “400” Series Stainless Steel Screw

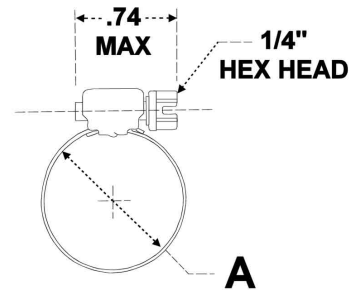
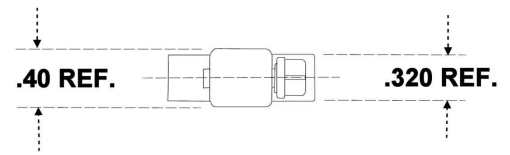
Band and housing are 300 series stainless steel. Screw is 1/4” slotted hex head, heat treated 400 series stainless steel. Lightweight, low profile, compact design allows ease of installation in restricted applications.

Rated Ultimate Torque:
20 in.-lbs. min. (2.3Nm)

Recommended Installation Torque:
12-15 in.-lbs. (1.4-1.7 Nm)



10 per box



Clamp Series	“A” Diameter Range					
	Decimals		Inches		Millimeters	
MM-SS	Min	Max	Min	Max	Min	Max
MM4SS	.25	.63	1/4	5/8	6	16
MM5SS	.31	.91	5/16	29/32	8	23

A COMPLETE CLAMP DEPARTMENT IN LESS THAN ONE SQUARE FOOT. IT’S ONLY SIX INCHES DEEP!

HOSE CLAMP COUNTER-TOP DISPLAYS

Clamps to fit any hose, pipe or tubing, from 1/4” to 2 1/2” O.D.

Use for compressing, fastening, clamping and repairing.

No. Clamps on Merchandiser	H900-Carbon Screw	H900SS-“400” Series Stainless
10	MM4	MM4SS
20	H8	H8SS
20	H12	H12SS
10	H16	H16SS
30	H20	H20SS
10	H32	H32SS

GOLD SEAL CLAMPS

CLAMP MERCHANDISER now available, offering choice of clamps in all stainless steel with a carbon steel screw or 400 series stainless steel screw.

Item No	Description	Std. Pkg
H900	w/100 H-Series Clamps	1 Ea
H900SS	w/100 HSS-Series Clamps	1 Ea
H900WR	Wire Rack Only	1 Ea



* GOLD SEAL and MINI-CLAMPS are registered trademarks of Murray Corporation



GENE RICH & COMPANY

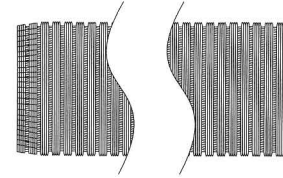
DRYER VENTS & TUBING

FLEXIBLE ALUMINUM PIPE WITH ONE CRIMPED END

- Full Cartons Only



Item No	Size	Ctn. Qty.
774-308	3" x 8'	10 Ea
774-308B	3" x 8'	63 EA
774-408	4" x 8'	12 Ea
774-408B	4" x 8'	40 EA
774-508B	5" x 8'	32 EA
774-608B	6" x 8'	18 EA
774-708B	7" x 8'	15 EA
774-808B	8" x 8'	10 EA
773-908B	9" x 8'	8 EA
773-A08B	10" x 8'	4 EA



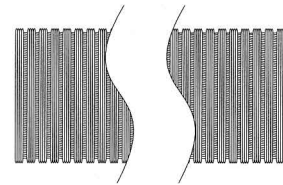
One Crimped End
One Plain, Untreated End

FLEXIBLE ALUMINUM PIPE WITH TWO PLAIN ENDS

- Full Cartons Only



Item No	Size	Ctn. Qty.
775-308	3" x 8'	10 Ea
775-320	3" x 20'	20 Ea
775-408	4" x 8'	12 Ea
775-420	4" x 20'	12 Ea



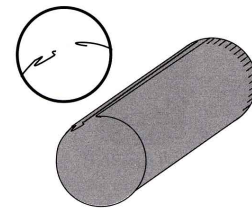
Two Plain, Untreated Ends

RIGID ALUMINUM PIPE

- Nemco AP series
- One crimped end, one plain end
- Snap-together assembly
- Ships nested

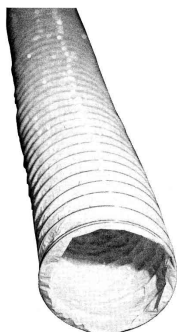


Item No	Size	Ctn. Qty.
776-32	3" x 2'	25 Ea
776-42	4" x 2'	25 Ea



FLEXIBLE VINYL VENT HOSE

- Steel Wire Support
- 1" Pitch
- Useful as bathroom fan venting.
Check your local codes.



Item No	Size	Ctn. Qty.
785	4" x 5'	12 Ea
786	4" x 8'	12 Ea
787	4" x 20'	5 Ea
788	4" x 50'	4 Ea

* Individually boxed

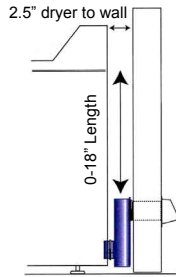
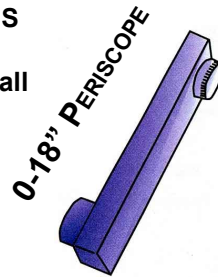
* Individually boxed




PERISCOPES

GENERAL PERISCOPE SPECIFICATIONS

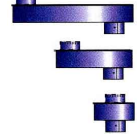
- Allows dryer to sit 2 1/2" from the wall
- 2" x 6" Rigid metal construction
- One 4" male snap-lock fitting
- One 4" collar for dryer connection
- Sections can be reversed for airflow the same or apart (NOT on 0-18")



Rotates to any position



Adjusts from 0-18"

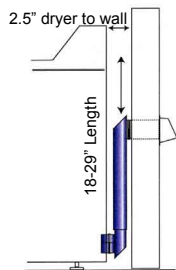


Ends are shown trimmed.

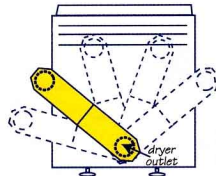
- Use where outlets overlap or are very close
- Baffles help direct airflow in 3-18" situations
- Sections are not reversible
- Draw band female collar

0-18" PERISCOPE

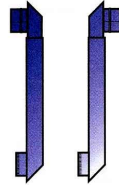
Item No	Pkgd	Ctn Qty
777-P18	Ind. Bxd	4 Ea



Periscope fittings can rotate to any position



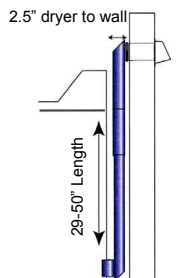
Periscope openings can be on the same or opposite sides




- Reaches side of most dryers
- Two piece assembly
- Beveled ends
- Draw band female collar

18-29" PERISCOPE

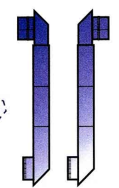
Item No	Pkgd	Ctn Qty
777-P29	Ind. Bxd	4 Ea



Periscope fittings can rotate to any position



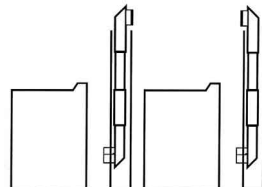
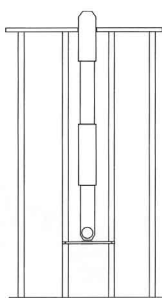
Periscope openings can be on the same or opposite sides



- Reaches top of most dryers
- Four piece assembly
- Beveled ends
- Draw band female collar

29-50" PERISCOPE

Item No	Pkgd	Ctn Qty
777-P50	Ind. Bxd	4 Ea




- Four telescoping sections
- One male snap-lock fitting
- One female snap-lock collar
- Mounting strap included

29-74" PERISCOPE

Item No	Pkgd	Ctn Qty
777-P74	Ind. Bxd	3 Ea

Designed to fit between the studs inside a wall carrying the exhaust air up through the top plate to an attic or floor space. Use 4" aluminum pipe to complete the run to the outside. Also used in basements directly on the wall behind the dryer. Installation instructions included.



- 2" x 6" rigid metal
- Fittings sold separately

23" AND 43" EXTENSION PIECES

Item No	Size	Description	Pkgd	Ctn Qty
777-X23	23"	Extension	Bulk	8 Ea
777-X43	43"	Extension	Bulk	8 Ea
777-SA	2" x 6"	Scissor Adptr	Bulk	5 Ea

Slide into and over 18-29", 29-50" and 29-74" sections to lengthen. We recommend using aluminum tape to secure the sections when extending to their maximum length.



GENE RICH & COMPANY



CLOSE

- Turns 90° within 4.5"
- One male rotating snap-lock fitting
- One female rotating snap-lock fitting
- Best choice for 90° turns from the dryer

Item No	Size	Ctn Qty
778-C4	4"	24 Ea



ADJUSTABLE

- Turns 90° within 6"
- One crimped end
- 4-piece sectional adjustability
- Nemco AE series

Item No	Size	Ctn Qty
778-A3	3"	12 Ea
778-A4	4"	12 Ea



ALUMINUM DUCT COUPLING

- Designed to connect pieces of plain-end or crimped pipe.

Item No	Size	Ctn Qty
779-A3	3"	12 Ea
779-A4	4"	12 Ea



ALUMINUM EXTENSION COLLAR

- Extends a wall pipe which does not extend even past the wall.

Item No	Size	Ctn Qty
779-XA4	4" Dia x 3"	100 Ea



PLASTIC CLAMPS

- Patented polymeric stretch plastic
- Slotted Steel Screw & Nut

Item No	Size	Ctn Qty
783-P4	4"	100 Ea

STEEL CLAMPS

- Phillips/hex head screw
- 4" Min I.D. 3.90", Max 4.25"

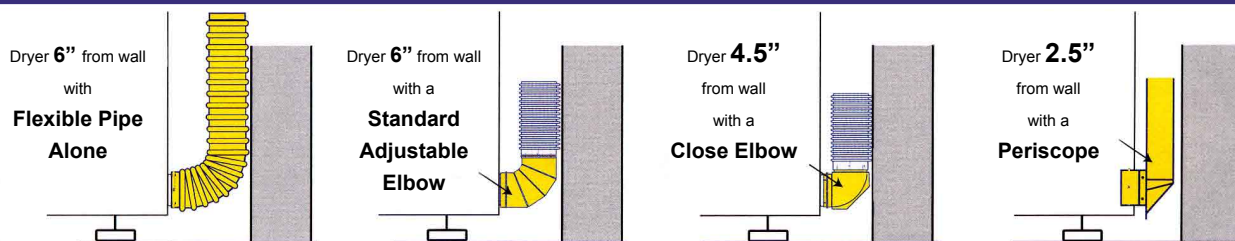
Item No	Size	Ctn Qty
783-S3	3"	100 Ea
783-S4	4"	100 Ea

STEEL TENSION

- "Spring" clamps
- No tools required

Item No	Size	Ctn Qty
783-T4	4"	100 Ea

SPACE SAVING ELBOWS AND PERISCOPES





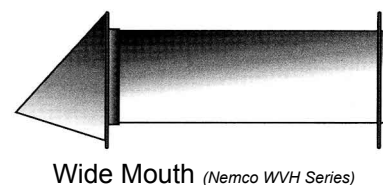

- Fully assembled, riveted 11 1/2" aluminum tailpipe
- Back plate included
- Back-draft flapper

Item No	Description	Pkgd	Ctn Qty
780	4" Standard Aluminum Vent Hood	Bulk	12 Ea
780-40	4" Standard Aluminum Vent Hood	Bulk	40 Ea
781	4" Standard Aluminum Vent Hood	Ind. Bxd	1 Ea

Item No	Description	Pkgd	Ctn Qty
780-WM3	3" Wide Mouth Aluminum Vent Hood	Bulk	12 Ea
780-WM4	4" Wide Mouth Aluminum Vent Hood	Bulk	40 Ea
780G-WM4	4" Wide Mouth Galvanized Vent Hood	Bulk	12 Ea

Item No	Description	Pkgd	Ctn Qty
780ESC-I	4" Inside Flange Plate	Bulk	1 Ea
780ESC-O	4" Outside Flange Plate	Bulk	1 Ea

METAL VENT HOODS

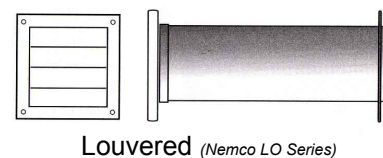
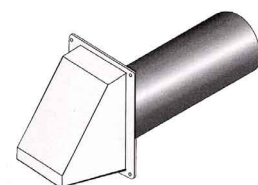


- Fully assembled, riveted 10 1/2" aluminum tailpipe
- Louvered faceplates have 4 louvers
- Back plate included
- Back-draft flapper

Item No	Description	Pkgd	Ctn Qty
780-WP4	4" Wide Mouth White Plastic Vent Hood	Bulk	40 Ea

Item No	Description	Pkgd	Ctn Qty
780-LW3	3" Louvered White Plastic Vent Hood	Bulk	12 Ea
780-LW4	4" Louvered White Plastic Vent Hood	Bulk	12 Ea
780-LW4B	4" Louvered White Plastic Vent Hood	Bulk	60 Ea

PLASTIC VENT HOODS



- (1) Flexible Aluminum Pipe w/plain ends
- (1) Vent Hood (Wide Mouth Metal or Louvered Plastic)
- (2) Metal Clamps

Item No	Description	Pkgd	Ctn Qty
782-AL45	4" x 5' Alum Duct w/Plastic Louvr Hood	Ind. Bxd	4 Ea
782-AL48	4" x 8' Alum Duct w/Plastic Louvr Hood	Ind. Bxd	4 Ea
782-AW45	4" x 5' Alum Duct w/Wide Metal Hood	Ind. Bxd	4 Ea
782-AW48	4" x 8' Alum Duct w/Wide Metal Hood	Bulk	4 Ea

DRYER VENT HOOD KITS



- (1) Vinyl Vent Hose
- (1) Vent Hood (Std. Metal or Louvered Plastic)
- (2) Plastic Clamps

Item No	Description	Pkgd	Ctn Qty
782-VL45	4" x 5' Vinyl Duct w/Plastic Louvr Hood	Ind. Bxd	4 Ea
782-VL48	4" x 8' Vinyl Duct w/Plastic Louvr Hood	Ind. Bxd	4 Ea
782-VS45	4" x 5' Vinyl Duct w/Std Metal Hood	Ind. Bxd	1 Ea

COOL AIR VENT KITS



DRYER VENTS & TUBING



GENE RICH & COMPANY

STOVE PIPE COLLAR



- Enameled Steel
- 3" I.D. x 9 1/2" O.D.


Item No	Description	Std. Pkg
590	Stove Pipe Collar	12 Ea

FIXTURE HANGERS

HANGERS & FASTENERS

ZINC PLATED STEEL FIXTURE HANGER

For 10" Cast Iron Fixtures

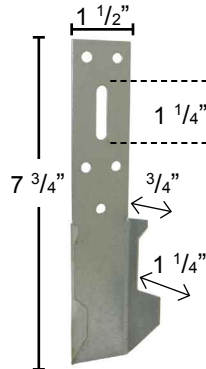


Item No	Std. Pkg
451	12 Ea

ADJUSTABLE BATHTUB HANGER

Zinc Plated Steel

May be used on studding, furring strip or walls.




Item No	Std. Pkg
454	100 Ea

THREE NOTCH HANGER

Zinc Plated Steel

Accommodates mounting in 3 directions. Fits most cast iron fixtures.



Item No	Std. Pkg
452	12 Ea

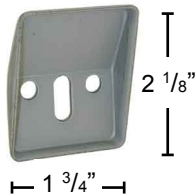
CAST IRON FIXTURE HANGER



Item No	Std. Pkg
455	24 Ea

STEEL FIXTURE HANGER


For vitreous china fixtures



Item No	Std. Pkg
453	12 Ea

LAVATORY HANGER

7" Zinc Plated Steel



Item No	Std. Pkg
456	12 Ea

GALVANIZED STEEL HANGER IRON

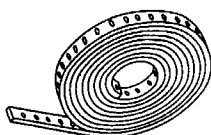
- Hanger iron is 3/4" wide with 1/4" and 3/16" alternating holes for bolts or nails. Holes are spaced 1/2" apart, center to center.
- All gauges and lengths are sold in Coils Only.



Item No	Size	Gauge	Coils/ Ctn	Feet / Ctn
1120	3/4 x 10'	20 Heavy	50	500 Ft
1124	3/4 x 10'	24 Medium	50	500 Ft
1128	3/4 x 10'	28 Light	100	1000 Ft
1129	3/4 x 100'	28 Light	10	1000 Ft

PLASTIC HANGER TAPE

- 1/8" diameter holes every 3/4"
- 125 lb. ultimate load ASTM A-370-77
- Cut with scissors or utility knife
- Flexible, non-conductive polypropylene



Item No	Size	Thickness	Std. Pkg
1133	3/4" x 100 Ft	0.050	1 RI



COPPER PLATED PIPE HOOKS

Item No	Size	Length	Ctn Qty
1500	5/8" O.D. (1/2" Nom)	6"	50 Ea
1513	7/8" O.D. (3/4" Nom)	6"	50 Ea
1514	7/8" O.D. (3/4" Nom)	8"	50 Ea

- 10 Gauge
- Full Cartons Only



STEEL PIPE HOOKS

Length	1/2" IPS Item No	3/4" IPS Item No	1" IPS Item No
4"	1501	1504	
6"	1502	1505	1509
8"	1503	1506	1510
10"		1507	1511
12"		1508	

- 10 Gauge Steel
- All sizes are 50 pcs/carton
- Full Cartons Only



COPPER PLATED STEEL "J" HOOKS

Item No	IPS	Nominal	Ctn Qty
1530	3/8"	1/2"	100 Ea
1531	1/2"	3/4"	100 Ea
1532	3/4"	1"	100 Ea

- Full Cartons Only



- Full Cartons Only

GALVANIZED 1 HOLE PIPE STRAP

Item No	IPS Size	Ctn Qty
1537B	1/4"	100 Ea
1537F	3/8"	100 Ea
1537H	1/2"	100 Ea
1537J	3/4"	100 Ea

Item No	IPS Size	Ctn Qty
1537K	1"	100 Ea
1537L	1-1/4"	100 Ea
1537M	1-1/2"	50 Ea
1537R	2"	50 Ea



- Full Cartons Only

GALVANIZED 2 HOLE PIPE STRAP

Item No	IPS Size	Ctn Qty
1539	1/4"	100 Ea
1540	3/8"	100 Ea
1541	1/2"	100 Ea
1542	3/4"	100 Ea
1543	1"	100 Ea
1544	1-1/4"	50 Ea

Item No	IPS Size	Ctn Qty
1545	1-1/2"	50 Ea
1546	2"	50 Ea
1546A	2-1/2"	25 Ea
1546F	3"	25 Ea
1546H	4"	25 Ea
1546L	6"	25 Ea



- Full Cartons Only

SOLID COPPER

Item No	CWT Size	Ctn Qty
1560	3/8"	100 Ea
1561	1/2"	100 Ea
1562	3/4"	100 Ea
1563	1"	100 Ea
1564B	2"	100 Ea

COPPER PLATED

Item No	CWT Size	Ctn Qty
1565	1/2"	100 Ea
1566	3/4"	100 Ea
1566-100	1"	100 Ea
1566-125	1-1/4"	100 Ea
1566-150	1-1/2"	100 Ea
1566-200	2"	100 Ea


COPPER 2 HOLE PIPE STRAP





GENE RICH & COMPANY

DWV PIPE HANGER



- Galvanized Steel
- Alternating screw and nail holes
- 250 lb. max load rating

Item No	Size	Std. Pkg
1533	1-1/2"	50 Ea
1534	2"	50 Ea
1535	3"	50 Ea
1536	4"	50 Ea

ADJUSTABLE CLEVIS HANGER



- Carbon steel with galvanized finish
- 650° F Max. Temp.
- Recommended for the suspension of non-insulated, stationary pipe lines
- Yoke is on the outside of the lower U-strap so the yoke cannot slide toward the center of the bolt, thus bending of the bolt is minimized.

Item No	Size	Std. Pkg
1515A	1/2"	25 Ea
1515B	3/4"	25 Ea
1515C	1"	25 Ea
1515D	1-1/4"	25 Ea
1515E	1-1/2"	25 Ea

Item No	Size	Std. Pkg
1515F	2"	25 Ea
1515G	2-1/2"	25 Ea
1515H	3"	25 Ea
1515J	4"	25 Ea

HANGERS & FASTENERS

RISER CLAMP



- Carbon steel with galvanized finish
- 650° F Max. Temp.
- For support and steadying of steel pipe risers either insulated or bare, cast iron pipe, or conduit

Item No	Size	Std. Pkg
1520D	1-1/4"	25 Ea
1520E	1-1/2"	25 Ea
1520F	2"	25 Ea
1520G	2-1/2"	25 Ea

Item No	Size	Std. Pkg
1520H	3"	25 Ea
1520J	4"	25 Ea
1520K	5"	15 Ea
1520L	6"	10 Ea

SPLIT RING COPPER TUBE HANGER



- Copper plated malleable iron.
- For suspension of non-insulated copper tubing pipe lines

Item No	Size	Std. Pkg
1524A	1/2"	50 Ea
1524B	3/4"	50 Ea
1524C	1"	50 Ea
1524D	1-1/4"	25 Ea
1524E	1-1/2"	25 Ea
1524F	2"	25 Ea

HANGER FLANGE



- 7 gauge low carbon steel
- Galvanized or Copper Clad finish
- Provides a means for attaching hanger rods to wood beams or ceilings.

Item No	Description	Std. Pkg
1525A	Galvanized, 3/8" BT	50 Ea
1525B	Copper Clad, 3/8"BT	50 Ea



TOP BEAM CLAMP

- Universal/Reversible (double rod hole) for top or bottom mounting.
- Structural attachment (with infinite adjustment) to top or bottom of metal beams, purlins, channel or angle iron to support hanger rod.
- Set screw must be tightened onto the sloped side of the I-Beam, channel or angle iron flange and torqued to 60 inch pounds.
- Set screw and locknut supplied are hardened steel.
- Conforms with federal specification WW-H-171 (Type 23)



Item No	Rod Size	Throat Size	Max Pipe Size	Max. Recom. Load (lbs)		Std. Pkg	
				Top	Bottom		
1527A	3/8"	3/4"	4	500	250	50	Ea

ALL THREADED STEEL HANGER ROD

- Plain carbon steel

Item No	Diameter	Threads/In	Length	Material	Std. Pkg
2225A	1/4"	20	6 Ft.	Steel	50 Ea
2225B	3/8"	16	6 Ft.	Steel	25 Ea
2225C	1/2"	13	6 Ft.	Steel	12 Ea



FLAT WASHER

- Plain carbon steel
- Full cartons only

Item No	I.D.	O.D.	Fits Bolt	Std. Pkg
2226A	5/16"	5/8"	1/4"	100 Ea
2226B	7/16"	13/16"	3/8"	100 Ea
2226C	9/16"	1-1/16"	1/2"	100 Ea



HEX NUT

- Plain carbon steel
- Full cartons only

Item No	Size	Threads/In	Std. Pkg
2227B	3/8"	16	100 Ea
2227C	1/2"	13	100 Ea



ALL THREADED BRASS ROD

- Sold Brass

Item No	Diameter	Threads/In	Length	Material	Std. Pkg
2228	1/4"	20	12"	Brass	1 Ea
2230	1/4"	20	24"	Brass	1 Ea





GENE RICH & COMPANY

STEEL F.H.A. NAIL PLATES

- F.H.A. 16 Gauge steel plate
- Six nail holes
- Full cartons only



#1548



#1552

Item No	Width	Length	Std. Pkg
1547	1-1/2"	6"	100 Ea
1548	1-1/2"	8"	100 Ea
1549	1-1/2"	12"	100 Ea
1550	1-1/2"	18"	25 Ea
1551	1-1/2"	24"	25 Ea
1552	3"	8"	100 Ea

HANGERS & FASTENERS

GALVANIZED STEEL F.H.A. STUD GUARDS

- F.H.A. Self-Nailing stud protector
- 20 Gauge galvanized steel
- Full cartons only



m No	Width	Length	Std. Pkg
1553	1-1/2"	6"	100 Ea
1554	1-1/2"	8"	100 Ea
1555	1-1/2"	12"	100 Ea
1556	1-1/2"	18"	25 Ea
1557	1-1/2"	24"	25 Ea

SLOTTED HEX HEAD SHEET METAL SCREWS

- Zinc Plated Steel
- Full cartons only
- These sheet metal screws have a Type A point.
- They are thread forming screws for use in thin metals 0.015 - 0.050 thick.
- Use with drilled, punched or nested holes in sheet metal, resin impregnated plywood, asbestos combinations, among others.
- These screws can be driven with a 1/4" hex drive.



Item No	Size	Std. Pkg
729-3	#6 x 5/8"	100 Ea
729-9	#8 x 1/2"	100 Ea
729-12	#8 x 1"	100 Ea
729-15	#10 x 3/4"	100 Ea
729-17	#12 x 1"	100 Ea



- Zinc Plated Steel
- Excellent resistance to pull out.
- Threads cover about 2/3 or more of the screw length.
- Flat heads provide a flush surface in countersunk holes, head angle is 82°.
- Length is measured from top of head to point.
- Full cartons only
- All screws have a sharp point.

FLAT HEAD WOOD SCREWS

SLOTTED



Item No	Size	Std. Pkg
730	#12 x 1"	100 Ea
731	#12 x 1-1/4"	100 Ea
732	#12 x 1-1/2"	100 Ea
733	#12 x 2"	100 Ea
734	#12 x 2-1/2"	100 Ea

Item No	Size	Std. Pkg
735	#14 x 1-1/4"	100 Ea
736	#14 x 1-1/2"	100 Ea
737	#14 x 2"	100 Ea
738	#14 x 2-1/2"	100 Ea
739	#14 x 3"	100 Ea

Item No	Size	Std. Pkg
730P	#12 x 1"	100 Ea
731P	#12 x 1-1/4"	100 Ea
732P	#12 x 1-1/2"	100 Ea
733P	#12 x 2"	100 Ea
734P	#12 x 2-1/2"	100 Ea

Item No	Size	Std. Pkg
735P	#14 x 1-1/4"	100 Ea
736P	#14 x 1-1/2"	100 Ea
737P	#14 x 2"	100 Ea
738P	#14 x 2-1/2"	100 Ea
739P	#14 x 3"	100 Ea

PHILLIPS



- Zinc Plated Steel
- These sheet metal screws have a Type A point.
- Full cartons only

SLOTTED PAN HEAD TAPPING SCREWS

Item No	Size	Pkg
740	#6 x 3/8"	100 Ea
741	#6 x 1/2"	100 Ea
742	#7 x 3/8"	100 Ea
743	#7 x 1/2"	100 Ea
744	#7 x 3/4"	100 Ea
745	#8 x 1/2"	100 Ea
746	#8 x 3/4"	100 Ea

- They are thread forming screws for use in thin metals 0.015 - 0.050 thick.
- Use with drilled, punched or nested holes in sheet metal, resin impregnated plywood, asbestos combinations, among others.



- Zinc Plated Steel
- Head protrudes above the material surface.
- Length is measured from under the head.
- Square nut included with each bolt
- Full cartons only

SLOTTED ROUND HEAD STOVE BOLTS

Item No	Size	Std. Pkg
747	3/16" x 1"	100 Ea
748	3/16" x 1-1/2"	100 Ea
749	3/16" x 2"	100 Ea

Item No	Size	Std. Pkg
750	1/4" x 3/4"	100 Ea
751	1/4" x 1"	100 Ea
752	1/4" x 1-1/4"	100 Ea
753	1/4" x 1-1/2"	100 Ea
754	1/4" x 2"	100 Ea





GENE RICH & COMPANY

TOGGLE BOLTS



- Zinc Plated Steel bolt and wings
- Full cartons only
- Spring-action snaps wings open to spread load out over a greater surface than other anchors.
- Requires a predrilled hole.

Item No	Size	Std. Pkg
755	1/8" x 3"	50 Ea
756	1/8" x 4"	50 Ea
757	3/16" x 3"	50 Ea
758	3/16" x 4"	50 Ea
759	1/4" x 3"	50 Ea
760	1/4" x 4"	50 Ea

CAULK-IN ANCHORS (LEAD EXPANSION SLEEVE)



- Also known as machine-screw anchors, these anchors can be used in concrete, brick and other solid masonry.
- Anchor consists of a threaded zinc-alloy cone and a lead sleeve. The cone is chamfered at the top to ease screw starting.
- Setting tool included
- Full cartons only

Item No	Size	Std. Pkg
1708	1/4-20	100 Ea

CONICAL PLASTIC ANCHOR



- Use in tile, plaster and brick.
- Will cold-flow under pressure to fill cavities
- Screws Not included.
- Full cartons only
- Withstands temperature changes

Item No	Size	Std. Pkg
1720A	1/4" x 1"	100 Ea

RIBBED POLYETHYLENE ANCHOR KITS



#1722

Pan Head Screws



- Use in drywall, concrete, wood, tile, plaster and brick.

PAN HEAD KIT CONTAINS:

- 100 Phillips/Slotted #10 x 1" **Pan Head** Sheet Metal Screws
- 100 #10-12 x 1" Red Ribbed Plastic Anchors
- One 1/4" drill bit , slow masonry, carbide tip, black finish

Item No	Description	Std. Pkg
1722	Pan Head Combo Anchor Kit w/Drill Bit	1 Ea



#1723

Hex Head Screws



HEX HEAD KIT CONTAINS:

- 100 Phillips/Slotted #10 x 1" **Hex Head** Sheet Metal Screws
- 100 #10-12 x 1" Blue Ribbed Plastic Anchors
- One 1/4" drill bit , slow masonry, carbide tip, black finish
- One 5/16" **magnetic nut driver**

Item No	Description	Std. Pkg
1723	Hex Head Combo Anchor Kit w/Bit & Driver	1 Ea

STEEL GRIP ANCHORS



- Insert these expandable anchors in drywall and other hollow walls and ceilings and drive the machine screw. The anchor fingers expand to grip behind the surface.
- Anchors are made of zinc plated steel.

Item No	Screw		Head Dia.	Hole Size	Std. Pkg
	Size	Length			
1760	1/8"	1-5/8"	1/2"	5/16"	100 Ea
1762	1/8"	2-1/8"	1/2"	5/16"	100 Ea



- Band: Type #304 Stainless Steel
- Lugs: Malleable Iron - Electro Galvanized with Dichromate Finish
- Bolts: Carbon Steel - Electro Galvanized with Dichromate Finish
- Nuts: Carbon Steel - Electro Galvanized with Dichromate Finish
- Washers: SAE Flat Washer - Meets ASTM-F844
- Gasket: Neoprene (Chloroprene) All purpose indoor/outdoor synthetic rubber. Resistant to most chemicals, oils, weather, etc.
- Temperature Range: -50° F to +240° F
- Pressure Rating: 150 psi (Based on city water pressure)

STAINLESS STEEL PIPE REPAIR CLAMPS



3" (One bolt)



6" (Two bolt)

Item No	Size	Std. Pkg	Item No	Size	Std. Pkg
1299	3/8" x 3"	24 Ea	1300	3/8" x 6"	12 Ea
1301	1/2" x 3"	24 Ea	1302	1/2" x 6"	12 Ea
1305	3/4" x 3"	24 Ea	1306	3/4" x 6"	12 Ea
1309	1" x 3"	24 Ea	1310	1" x 6"	12 Ea
1313	1-1/4" x 3"	16 Ea	1314	1-1/4" x 6"	8 Ea
1317	1-1/2" x 3"	16 Ea	1318	1-1/2" x 6"	8 Ea
1321	2" x 3"	16 Ea	1322	2" x 6"	8 Ea
1323	2-1/2" x 3"	16 Ea	1324	2-1/2" x 6"	8 Ea
1325	3" x 3"	16 Ea	1326	3" x 6"	8 Ea
			1329	4" x 6"	4 Ea

ECONOMY STAINLESS STEEL PIPE REPAIR CLAMPS

- Type #301 Stainless Steel bands, won't rust
- Plated malleable Iron lugs insure uniform pressure
- High content neoprene gasket won't deteriorate, gives positive seal
- Will not collapse schedule 40 PVC pipe
- Sizes fit IPS pipe

Item No	Size	Std. Pkg	Item No	Size	Std. Pkg
1299IMP	3/8" x 3"	24 Ea	1302IMP	1/2" x 6"	12 Ea
1301IMP	1/2" x 3"	24 Ea	1306IMP	3/4" x 6"	12 Ea
1305IMP	3/4" x 3"	24 Ea	1310IMP	1" x 6"	12 Ea
1309IMP	1" x 3"	24 Ea	1314IMP	1-1/4" x 6"	8 Ea
1313IMP	1-1/4" x 3"	16 Ea	1318IMP	1-1/2" x 6"	8 Ea
1317IMP	1-1/2" x 3"	16 Ea	1322IMP	2" x 6"	8 Ea
1321IMP	2" x 3"	16 Ea	1326IMP	3" x 6"	8 Ea
1325IMP	3" x 3"	16 Ea	1329IMP	4" x 6"	4 Ea



3" (One bolt)



6" (Two bolt)

Item No	IP Size	Std. Pkg
1330	1/2"	1 Ea
1331	3/4"	1 Ea
1332	1"	1 Ea
1333	1-1/4"	1 Ea
1334	1-1/2"	1 Ea
1335	2"	1 Ea

- With neoprene rubber gasket
- Schedule 40 pipe sizes
- Allows a lasting positive seal on all leaking pipes
- Individually bagged

HINGED PIPE REPAIR CLAMPS





GENE RICH & COMPANY

NO HUB COUPLINGS



#T1194TW
No-Hub
Torque Wrench
See page 116

DISCOUNTED
5% for 500
10% for 1,000



- Stainless Steel Band & Shield
- Stainless Steel Screws
- Neoprene Gaskets
- Manufactured to specifications:
ASTM C-564 (neoprene gaskets)
ASTM C-1277-97
CISPI 310-97, IAPMO Approved

Item No	Size	Std. Pkg
1360A	1-1/2"	100 Ea
1360B	2"	100 Ea
1360C	3"	100 Ea
1360D	4"	100 Ea
1360E	5"	20 Ea
1360F	6"	20 Ea
1360G	8"	10 Ea
1360H	10"	8 Ea

Item No	Size	Std. Pkg
1361A	2" x 1-1/2"	100 Ea
1361B	3" x 2"	100 Ea
1361C	4" x 3"	100 Ea

COMPRESSION TEE - MALLEABLE IRON



- Galvanized for corrosion protection
- Fits both IPS and Schedule 40 pipe
- Compression tees must be restrained on both ends
- Metal friction ring
- EPDM gaskets
- Max 125 psi @ 120° F

Item No	CTS	IPS	Branch	Std. Pkg
1336	1/2"	3/8"	1/2" FIP	1 Ea
1337	3/4"	1/2"	3/4" FIP	1 Ea

COMPRESSION TEE - BRONZE



- Bronze coated brass
- For galvanized pipe and copper tubing
- Compression tees must be restrained on both ends
- Max 125 psi @ 180° F
- EPDM gaskets

Item No	CTS	IPS	Branch	Std. Pkg
1380	1/2"	3/8"	1/2" FIP	1 Ea
1381	3/4"	1/2"	1/2" FIP	1 Ea
1384	1"	3/4"	3/4" FIP	1 Ea

COMPRESSION COUPLING GASKET



- EPDM (Ethylene Propylene Diene Monomer) gasket
- Excellent resistance to UV rays and ozone.
- Good resistance to Anti-freeze, Synthetic Detergents, Acetone, Boric acid, Ethanol, Formaldehyde, Mercury, Potassium Sulfate, Silver Nitrate, Steam (up to 212° Fahrenheit), Saccharin.

Item No	Replacement Gasket	Std. Pkg
1390BR-G	For 3/8" IPS Bronze Coupling	1 Ea
1391BR-G	For 1/2" IPS Bronze Coupling	1 Ea
1392BR-G	For 3/4" IPS Bronze Coupling	1 Ea
1391IMP-G	For 1/2" IPS Galvanized Coupling	1 Ea
1392IMP-G	For 3/4" IPS Galvanized Coupling	1 Ea

PIPE REPAIR & COUPLINGS



SHORT PATTERN

Item No	IPS	CTS	Length	Std. Pkg
1390SBR	3/8"	1/2"	3"	12 Ea
1391SBR	1/2"	3/4"	3"	12 Ea
1392SBR	3/4"	1"	3"	12 Ea
1393SBR	1"	1-1/4"	3"	12 Ea

LONG PATTERN

Item No	IPS	CTS	Length	Std. Pkg
1390BR	3/8"	1/2"	5"	12 Ea
1391BR	1/2"	3/4"	5"	12 Ea
1392BR	3/4"	1"	5"	12 Ea
1393BR	1"	1-1/4"	5"	12 Ea
1394BR	1-1/4"	1-1/2"	5"	12 Ea
1395BR	1-1/2"		5"	12 Ea
1396BR	2"		5"	12 Ea
1397BR		2"	5"	12 Ea

BRASS COMPRESSION COUPLING



- Bronze coated brass
- Max 125 psi @ 180° F

- EPDM gaskets
- For galvanized pipe and copper tubing



- Galvanized for corrosion protection
- Max 125 psi @ 120° F
- EPDM gaskets
- Metal friction ring
- Fits both IPS and Schedule 40 pipe

GALVANIZED MALLEABLE IRON COMPRESSION COUPLING

Item No	IPS	Length	Std. Pkg	No	IPS	Length	Std. Pkg
1391GAL	1/2"	4-1/4"	10 Ea	1394GAL	1-1/4"	5"	10 Ea
1392GAL	3/4"	4-1/2"	10 Ea	1395GAL	1-1/2"	5-1/8"	5 Ea
1393GAL	1"	4-3/4"	10 Ea	1396GAL	2"	5-1/2"	5 Ea



- For use on cold water lines only
- EPDM gaskets
- Max 150 psi @ 73° F
- Fits both IPS and Schedule 40 pipe

PVC COMPRESSION COUPLING

Item No	IPS	Length	Std. Pkg	No	IPS	Length	Std. Pkg
1391PVC	1/2"	4"	10 Ea	1394PVC	1-1/4"	5"	10 Ea
1392PVC	3/4"	4-1/4"	10 Ea	1395PVC	1-1/2"	5-1/2"	5 Ea
1393PVC	1"	4-1/2"	10 Ea	1396PVC	2"	6"	5 Ea



- Pressure rated to Schedule 40 tolerances
- Telescoping expansion coupling with 2" - 3 1/2" adjustment
- Non-leading permanent seals are ensured by a 1500 psi-rated O-ring.

PVC TELESCOPING COMPRESSION COUPLING (EXPANSION COUPLING)

Item No	IPS	Length	Std Pkg	Item No	IPS	Length	Std Pkg
1391TPVC	1/2"	6 1/4" - 8 5/16"	30 Ea	1394TPVC	1-1/4"	8 3/4" - 11 1/4"	12 Ea
1392TPVC	3/4"	6 1/2" - 8 7/8"	24 Ea	1395TPVC	1-1/2"	9 1/2" - 12 1/2"	12 Ea
1393TPVC	1"	7 1/2" - 10 3/16"	18 Ea	1396TPVC	2"	9 3/4" - 13"	8 Ea





GENE RICH & COMPANY

FLANGE CONNECTION BOLT SETS

- Bolts meet ASTM A-307 Grade A
- Nuts meet ASTM A-563 Grade A



Item No	Bolt Size	Bolts/Set	Fits Flange	Std. Pkg
1398B20	5/8" x 2-1/4"	4	2"	1 St
1398B30	5/8" x 2-1/2"	4	2-1/2" & 3"	1 St
1398B40	5/8" x 3"	8	4"	1 St
1398B60	3/4" x 3-1/4"	8	6"	1 St

NON-ASBESTOS FLANGE GASKET



Full Face

- Non-Asbestos specification compliance:
ASTM F152, F36A, D1170-P1141A, F104-F002120 M6, ANSI B16.21



Ring Gasket

- 1/16" Thick
- 150 Lbs

FULL FACE GASKETS

Item No	Size	Style	Std. Pkg
1398F20	2"	Full Face	1 Ea
1398F25	2-1/2"	Full Face	1 Ea
1398F30	3"	Full Face	1 Ea
1398F40	4"	Full Face	1 Ea
1398F60	6"	Full Face	1 Ea

RING GASKETS

em No	Size	Style	Std. Pkg
1398R20	2"	Ring	1 Ea
1398R25	2-1/2"	Ring	1 Ea
1398R30	3"	Ring	1 Ea
1398R40	4"	Ring	1 Ea
1398R60	6"	Ring	1 Ea

RED RUBBER FLANGE GASKET



Full Face

- Rubber gaskets meet:
ASTM D-1330 Grade II



Ring Gasket

- 1/16" Thick
- 150 Lbs

FULL FACE GASKETS

Item No	Size	Style	Std. Pkg
1398F20R	2"	Full Face	1 Ea
1398F25R	2-1/2"	Full Face	1 Ea
1398F30R	3"	Full Face	1 Ea
1398F40R	4"	Full Face	1 Ea
1398F60R	6"	Full Face	1 Ea

RING GASKETS

ze	Style	Std. Pkg
1398R20R	2"	Ring
1398R25R	2-1/2"	Ring
1398R30R	3"	Ring
1398R40R	4"	Ring
1398R60R	6"	Ring



- Non-Asbestos Gasket specification compliance:
ASTM F152, F36A, D1170-P1141A,
F104-F002120 M6, ANSI B16.21
- 1/16" Thick • 150 Lbs
- Bolts meet ASTM A-307 Grade A
- Nuts meet ASTM A-563 Grade A

NON-ASBESTOS FLANGE CONNECTION KITS

FULL FACE GASKET KITS

Item No	Size	Gasket	Bolts/Set	Bolt Size	Std. Pkg
1399F20R	2"	Full Face	4	5/8" x 2-1/4"	1 Kit
1399F25R	2-1/2"	Full Face	4	5/8" x 2-1/2"	1 Kit
1399F30R	3"	Full Face	4	5/8" x 2-1/2"	1 Kit
1399F40R	4"	Full Face	8	5/8" x 3"	1 Kit
1399F60R	6"	Full Face	8	3/4" x 3-1/4"	1 Kit



#1399F40

RING GASKET KITS

Item No	Size	Gasket	Bolts/Set	Bolt Size	Std. Pkg
1399R20	2"	Ring	4	5/8" x 2-1/4"	1 Kit
1399R25	2-1/2"	Ring	4	5/8" x 2-1/2"	1 Kit
1399R30	3"	Ring	4	5/8" x 2-1/2"	1 Kit
1399R40	4"	Ring	8	5/8" x 3"	1 Kit
1399R60	6"	Ring	8	3/4" x 3-1/4"	1 Kit



#1399R30

- Red Rubber Gaskets meet ASTM D-1330 Grade II
- 1/16" Thick • 150 Lbs
- Bolts meet ASTM A-307 Grade A
- Nuts meet ASTM A-563 Grade A

RED RUBBER FLANGE CONNECTION KITS

FULL FACE GASKET KITS

Item No	Size	Gasket	Bolts/Set	Bolt Size	Std. Pkg
1399F20R	2"	Full Face	4	5/8" x 2-1/4"	1 Kit
1399F25R	2-1/2"	Full Face	4	5/8" x 2-1/2"	1 Kit
1399F30R	3"	Full Face	4	5/8" x 2-1/2"	1 Kit
1399F40R	4"	Full Face	8	5/8" x 3"	1 Kit
1399F60R	6"	Full Face	8	3/4" x 3-1/4"	1 Kit



#1399F30R

RING GASKET KITS

Item No	Size	Gasket	Bolts/Set	Bolt Size	Std. Pkg
1399R20R	2"	Ring	4	5/8" x 2-1/4"	1 Kit
1399R25R	2-1/2"	Ring	4	5/8" x 2-1/2"	1 Kit
1399R30R	3"	Ring	4	5/8" x 2-1/2"	1 Kit
1399R40R	4"	Ring	8	5/8" x 3"	1 Kit
1399R60R	6"	Ring	8	3/4" x 3-1/4"	1 Kit



#1399R40R



GENE RICH & COMPANY

DIELECTRIC UNION

FEMALE IPS X SWEAT



- Prevent electrolysis or galvanic action when connecting dissimilar metals
- Zinc plated forged steel body with female IPS threads
- Brass sweat connection for copper piping
- ABS fiber sleeve separates steel and brass components.
- Max temperature 210° F
- Max pressure: 125 psi

Copper	IPS	Complete Union Item No	Washer Only Item No	Std. Pkg
1/2"	1/2"	1566A	1566A-W	1 Ea
1/2"	3/4"	1567	1567-W	1 Ea
3/4"	3/4"	1568	1568-W	1 Ea
1"	1"	1569	1569-W	1 Ea
1-1/4"	1-1/4"	1573	1573-W	1 Ea
1-1/2"	1-1/2"	1574	1574-W	1 Ea
2"	2"	1576	1576-W	1 Ea

DIELECTRIC UNION

FEMALE IPS X FEMALE IPS



- Cadmium plated malleable iron body with female IPS threads.
- Nylon dielectric element is permanently molded to the union body.
- Recommended for water, oil & gas.
- Max temperature 210° F
- Max pressure: 125 psi

Item No	IPS	IPS	Std. Pkg
1591	1/2"	1/2"	12 Ea
1592	3/4"	3/4"	12 Ea
1593	1"	1"	6 Ea
1594	1-1/4"	1-1/4"	6 Ea
1595	1-1/2"	1-1/2"	6 Ea
1596	2"	2"	4 Ea

DIELECTRIC COUPLING



- Provides dielectric protection from corrosion between dissimilar metal piping.
- Inner dielectric element is a threaded thermosetting plastic laminate.
- Cadmium plated steel body
- Recommended for use with fresh water and petroleum products.
- Do not use with salt water.
- Max temperature 210° F
- Max pressure: 125 psi

Item No	FIPT	Std. Pkg
1578	1/2"	12 Ea
1579	3/4"	12 Ea
1580	1"	12 Ea
1581	1-1/4"	6 Ea
1582	1-1/2"	6 Ea
1583	2"	6 Ea
1584	2-1/2"	1 Ea
1585	3"	1 Ea

DRUM TRAP COVER



- Flanged, 3" chrome plated die cast
- Gasket is included

Item No	Description	Std. Pkg
1663	Chrome Plated Drum Trap Cover	6 Ea



SEWER RELIEF VALVES

- Eliminate costly damage due to sewage back-up.
- Provide a visible warning that sewage is backing up.

Item No	Size	Std. Pkg
1665A	1-1/2"	10 Ea
1665B	2"	10 Ea
1665C	2-1/2"	10 Ea
1665D	3"	10 Ea
1665E	3-1/2"	10 Ea
1665F	4"	10 Ea

- For use in outside clean-outs
- Fit cast iron or plastic pipe
- Spring keeps valve closed to prevent sewer gases from escaping but easily opens to relieve pressure during a sewage backup.



- Sets include: 1 - Brass cleanout plug, countersunk, tapped
1 - Polished stainless steel cover plate, 24 gauge
1 - 1/4"-20 x 4" machine screw, plated, flat head, slotted

EXTENSION COVER SETS


Item No	Plug Size	Plate Size	Screw Size	Std. Pkg
1666	1-1/2"	3"	1/4" x 4"	1 Set
1666A	1-1/2"	4"	1/4" x 4"	1 Set
1667	2"	3"	1/4" x 4"	1 Set
1667A	2"	4"	1/4" x 4"	1 Set
1668	3"	5"	1/4" x 4"	1 Set
1668A	3"	6"	1/4" x 4"	1 Set
1669A	4"	8"	1/4" x 4"	1 Set



Item No	Size	Std. Pkg
1675	1-1/2"	6 Ea
1676	2"	6 Ea
1676A	2-1/2"	6
1677	3"	6 Ea
1678	3-1/2"	6 Ea
1679	4"	6 Ea

- Cast Brass
- Countersunk
- Tapped for a 1/4"-20 screw

TAPPED BRASS COUNTERSUNK PLUG (FOR EXTENSION COVER)



Item No	Size	Std. Pkg
1680	3"	50 Ea
1681	4"	25 Ea
1682	5"	25 Ea
1683	6"	25 Ea
1684	8"	25 Ea
1684A	10"	10 Ea

- Polished to a mirror finish
- 24 gauge stainless steel
- Punched for a 1/4" screw

STAINLESS STEEL COVER PLATES



Item No	Size	Std. Pkg
1694	1/4-20 x 4"	50 Ea
1696	1/4-20 x 6"	50 Ea

- Bright zinc plated steel
- Slotted flat head
- 1/4" diameter, 20 threads/inch
- Full thread

EXTENSION COVER MACHINE SCREWS





GENE RICH & COMPANY

SOUTHERN CODE BRASS CLEANOUT PLUGS



Countersunk Wrench
on Pg 120



RAISED HEAD

Item No	Size	Std. Pkg
1686	1-1/4"	1 Ea
1687	1-1/2"	1 Ea
1688	2"	1 Ea
1689	2-1/2"	1 Ea
1690	3"	1 Ea
1691	3-1/2"	1 Ea
1692	4"	1 Ea
1692A	5"	1 Ea
1692B	6"	1 Ea
1692F	8"	1 Ea

COUNTERSUNK

Item No	Size	Std. Pkg
1693A	1-1/2"	1 Ea
1693F	2"	1 Ea
1693L	2-1/2"	1 Ea
1693M	3"	1 Ea
1693R	3-1/2"	1 Ea
1693T	4"	1 Ea
1693V	5"	1 Ea
1693W	6"	1 Ea
1693X	8"	1 Ea

10" RECTANGULAR PLASTIC METER BOX



- For burial of water line valves, sprinkler valves, meters, etc.
- Plastic drop-in lid with snap-in lock tab.
- 10" D x 12-3/4" W x 19" L at base
- 9-3/4" W x 15" L at top
- One 3" x 4" pipe slot

Item No	Std. Pkg
1240	1 Ea

12" RECTANGULAR PLASTIC METER BOX WITH READER LID



- For burial of water line valves, sprinkler valves, meters, etc.
- Black drop-in plastic lid cover with snap-in lock tab.
- Hinged reading lid is 4-1/2" x 7-1/2"
- 12" D x 16" W x 21-1/2" L at base
- 10-1/2" W x 16" L at top
- One 3" x 4" pipe slot

Item No	Std. Pkg
1242	1 Ea

ROUND PLASTIC VALVE BOX



- For burial of water line valves or sprinkler valves.
- Snap-in green lid
- Black lower body
- Use 6" plastic or iron pipe to extend to any depth
- 9" D x 8" W
- One 2-1/2" x 2-1/2" pipe slot


Item No	Std. Pkg
1244	1 Ea

COVER PLATES & PLUGS



- Superior white finish for quality appearance
- May be painted or wallpapered
- 1 1/2" frame around door to cover rough openings
- Door removes from frame for easy installation
- Replaces old, damaged or missing steel access doors
- Patent pending design includes tabs on back of door which allows the door to be pulled closed from the service area behind the wall
- 15 panels individually packaged in a free-standing counter display

ACCESS PANELS



Item No	Size	Std. Pkg
1271	8" x 8"	15 Ea
1272	14" x 14"	15 Ea

Each Kit contains 1 each:

- 25 foot roll of 1/4" tubing (copper or plastic)
- Self-piercing saddle valve
- 1/4" compression union
- 1/4" compression x 1/4" flare adapter

ICE MAKER KITS



Item No	Description	Std. Pkg
1620	Plastic Tubing Kit	1 Kit
1621	Copper Tubing Kit	1 Kit

- For 3/8" to 1" copper tube
- Self-piercing needle valve
- Saddle clamp with nuts and bolts

BRASS SADDLE CLAMP



Item No	Description	Std. Pkg
1659	Saddle clamp w/ needle valve	10 Ea

- Spring bottom
- Tee handles
- Packaged 12 per box

BRASS AIR COCK



Female x Female

Item No	Size
1646	1/8" x 1/8"
1647	1/4" x 1/4"
1648	3/8" x 3/8"
1649	1/2" x 1/2"



Male x Female

Item No	Size
1651	1/8" x 1/8"
1652	1/4" x 1/4"



Male Pet Cock

Item No	Size
1650	1/8"
1655	1/4"
1656	3/8"



GENE RICH & COMPANY

GATE VALVES

- 125 psi steam
- Full port
- 200 psi WOG
- Non-rising stem
- Bronze finish
- Heavy pattern brass



THREADED

Item No	FIP Size	Std. Pkg
7000	3/8"	10 Ea
7001	1/2"	10 Ea
7002	3/4"	10 Ea
7003	1"	5 Ea
7004	1-1/4"	5 Ea
7005	1-1/2"	5 Ea
7006	2"	2 Ea
7007	2-1/2"	1 Ea
7008	3"	1 Ea
7009	4"	1 Ea

SWEAT

Item No	CWT Size	Std. Pkg
7021	1/2"	10 Ea
7022	3/4"	10 Ea
7023	1"	5 Ea
7024	1-1/4"	5 Ea
7025	1-1/2"	5 Ea
7026	2"	2 Ea

COMPRESSION STOP VALVES (GLOBE VALVES)

- Screw over bonnet
- Cast iron handle
- Flow control & on/off
- Bronze finish
- For cold water; oil or air to 125 PSI
- Neoprene seal disc
- Ideal for frequent use
- Heavy cast brass



THREADED (ANSI B2.1)

Item No	FIP Size	Std. Pkg
7030	1/2"	12 Ea
7031	3/4"	12 Ea

SWEAT (ANSI B16.18)

Item No	CWT Size	Std. Pkg
7033	1/2"	12 Ea
7034	3/4"	12 Ea

COMPRESSION STOP AND WASTE VALVES

- For cold water; oil or air to 125 PSI
- Screw over bonnet
- Cast iron handle
- Flow control & on/off
- Bronze finish
- Neoprene seal disc
- Ideal for frequent use
- Allows draining of non-pressure side
- Heavy cast brass



THREADED (ANSI B2.1)

Item No	FIP Size	Std. Pkg
7035	1/2"	12 Ea
7036	3/4"	12 Ea

SWEAT (ANSI B16.18)

Item No	CWT Size	Std. Pkg
7038	1/2"	12 Ea
7039	3/4"	12 Ea

SWING CHECK VALVES

- Check Valves limit the flow of water to one direction.
- Prevents water from flowing backwards or backing up into your pump or filter.
- Only use in areas under pressure where water is flowing upwards.
- Cast brass bonnet, body & disc: ASTM B584, C85700



THREADED

Item No	FIP Size	Std. Pkg
7040	1/2"	10 Ea
7041	3/4"	10 Ea
7042	1"	10 Ea
7043	1-1/4"	5 Ea
7044	1-1/2"	5 Ea
7045	2"	4 Ea

SWEAT

Item No	CWT Size	Std. Pkg
7050	1/2"	10 Ea
7051	3/4"	10 Ea
7052	1"	10 Ea
7053	1-1/4"	5 Ea
7054	1-1/2"	5 Ea
7055	2"	4 Ea



TEXAS CODE GAS COCKS

- Texas Pattern
- Lever handle
- Female IPS x Dual 1/8" MIP / Hose end

Item No	Size	Std. Pkg
7056	3/8", NP Brass	12 Ea
7057	1/2", NP Brass	12 Ea
7058	3/4", NP Brass	12 Ea
7059	1/2", Ball Vlv Typ	10 Ea



#7056-7058



#7059

BRASS BALL VALVES

- Full port
- Cast brass
- 125 psi steam
- Chrome plated brass ball
- 400 psi WOG

Size	FIP x FIP		C x C	
	Item No	Item No	Item No	Std. Pkg
1/2"	7061	7061C	5 Ea	
3/4"	7062	7062C	5 Ea	
1"	7063	7063C	5 Ea	
1-1/4"	7064	7064C	5 Ea	
1-1/2"	7065	7065C	4 Ea	
2"	7066	7066C	2 Ea	



THREADED



SWEAT

PVC BALL VALVES

- Cold water only
- O-ring seal
- 150 psi at 72°F

Size	FIP x FIP		C x C	
	Item No	Item No	Item No	Std. Pkg
1/2"	7161	7161C	6 Ea	
3/4"	7162	7162C	6 Ea	
1"	7163	7163C	3 Ea	
1-1/4"	7164	7164C	3 Ea	
1-1/2"	7165	7165C	7 Ea	
2"	7166	7166C	4 Ea	



THREADED



SLIP x SLIP

CPVC BALL VALVES

- Hot/Cold water
- Teflon seals
- 100 psi at 180°F
- Solvent ends comply with ASTM D 2846

Item No	C x C	Std. Pkg
7171	1/2"	30 Ea
7172	3/4"	25 Ea



SLIP x SLIP



GENE RICH & COMPANY

BOILER DRAIN



- Bronze finish
- 3/4" hose thread outlet
- Cast brass construction

Item No	Size	Std. Pkg
7070	1/2" FIP	12 Ea
7071	3/4" FIP	12 Ea
7074	1/2" MIP	12 Ea
7075	3/4" MIP	12 Ea



- with Stuffing Box

Item No	Size	Std. Pkg
7072	1/2" FIP, w/Box	12 Ea
7073	3/4" FIP, w/Box	12 Ea
7076	1/2" MIP, w/Box	12 Ea
7077	3/4" MIP, w/Box	12 Ea

SILLCOCK



- Cast brass construction
- Bronze finish
- 3/4" hose thread outlet

Item No	Size	Std. Pkg
7080	1/2" IPS	12 Ea
7081	3/4" IPS	12 Ea
7082	1/2" Sweat	12 Ea
7083	3/4" Sweat	12 Ea

FROST FREE SILLCOCK



- Heavy brass silver soldered construction
- 3/4" hose thread outlet
- Dual connection

Item No	Length	Dual Size	Std. Pkg
8000	4"	1/2" MIP x 1/2" CWT	1 Ea
8001	6"	1/2" MIP x 1/2" CWT	1 Ea
8002	8"	1/2" MIP x 1/2" CWT	1 Ea
8005	4"	3/4" MIP x 1/2" FIP	1 Ea
8006	6"	3/4" MIP x 1/2" FIP	1 Ea
8007	8"	3/4" MIP x 1/2" FIP	1 Ea

HOSE BIBB



- Cast brass construction
- Bronze finish
- 3/4" hose thread outlet

Item No	Size	Std. Pkg
7084	1/2" IPS	12 Ea
7085	3/4" IPS	12 Ea
7086	1" IPS	6 Ea

EVAPORATOR COOLER VALVE



- Cast brass construction
- 3/4" hose thread inlet and outlet
- 1/8" side tap

Item No	Size	Std. Pkg
7088	3/4" FHT	12 Ea



- Black print on safety yellow

Item No	Size	Thickness	Rolls/Ctn
5002A	3" x 300 Ft	3 mil	16 Rolls
5002B	3" x 1000 Ft	3 mil	8 Rolls

CAUTION TAPE



- Ideal for sealing thread connections of iron, stainless steel, copper, brass and plastic pipes
- Lubricates as it seals
- Unaffected by temperature or weather
- Use with gas, petroleum products, refrigerants, acids, alkalies, oils and solvents

- 3 mil thick

Item No	Size	Std. Pkg
5005	1/2" x 260"	12 Ea
5005A	1/2" x 520"	12 EA
5006A	3/4" x 520"	12 EA

TEFLON THREAD SEALING TAPE



- Premium grade, multi-purpose duct tape
- Polyethylene coated cloth
- Adhesion to steel: 50 oz./in.
- Tensile strength: 20 lb./in.
- Max. Temp: 200°F
- Meets UL 723

Item No	Size	Color	Thickness	Rolls/Ctn
5008A	2" x 60 yd.	Grey	10 mil	24 Rolls
5008A-WH	2" x 60 yd.	White	10 mil	24 Rolls

PREMIUM DUCT TAPE



- Polyethylene Film Tape
- Designed for interior and exterior corrosion protection of smaller diameter pipe.
- Adhesion to steel: 40 oz./in.
- Tensile strength: 25 lb./in.
- Black adhesive
- Max. Temp: 180°F

Item No	Size	Color	Thickness	Rolls/Ctn
5009	2" x 100'	Yellow	12 mil	24 Rolls

YELLOW GAS PIPE WRAP



- 10 mil black PVC pipe wrap
- UPC approved
- Corrosion preventative tape
- Manufactured in accordance with IAPMO PS 37-90

Item No	Size	Color	Thickness	Rolls/Ctn
5010	2" x 100'	Black	10 mil	6 Rolls

BLACK UPC 10 MIL PIPE WRAP





GENE RICH & COMPANY

TEFLON PACKING



- Use with steam, salt water, refrigerants, solvents petroleum products, acids and alkalies.
- Stable in temperature range of -400° F to +600° F

Item No	Size	Std. Pkg
5015	3/32" x 20 ft.	12 Ea
5016	5/32" x 15 ft.	12 Ea

FORM-A-PACK



- Self-sealing and lubricating packing.
- Conforms to any packing cavity & solidifies under pressure.
- 24" of packing in each plastic bag.
- Countertop display carton with 24 packages.

Item No	Description	Std. Pkg
5021	Form-a-pack	1 Ctn

RUBBER SHEET PACKING



- Make your own gaskets or washers
- Use with hot or cold water, low pressure steam, ammonia, mild acids and solvents.

Item No	Size	Color	Std. Length
5035	1/16" x 36"	Red	3 Ft
5036A	3/32" x 36"	Black	3 Ft
5037A	1/8" x 36"	Red	3 Ft

CANDLE WICK PACKING



- Medium packing in 2 oz. balls

Item No	Description	Std. Pkg
G95	Candle Wick Packing	10 Ea

FIBERGLASS-GRAPHITE PACKING



- 4 oz spool in resealable container
- 1/4" diameter, non-asbestos material
- Total length approximately 128"

Item No	Description	Std. Pkg
P124	1/4" Fiberglass/Graphite packing	1 Ea

CONE BONNET PACKING



- Graphite treated
- One piece construction

Item No	Description	Std. Pkg
P145	Cone Bonnet Packing	100 Ea
P155	Split Cone Bonnet Packing	100 Ea

TOOLS: PACKING



SEAT REAMER

- Professional grade
- Nickel plated bronze reamer holder
- Includes 6 beveled cutters
- Sizes: 1/2", 9/16", 11/16", 13/16", 29/32", 1" O.D.



Item No	Description	Std. Pkg
6536	Bibb Seat Reamer-6 Bev.cutters	1 Ea

DRIP STOPPERS

- Smooths worn faucet seats to stop faucet drip
- Saves costly plumbing repairs
- 3 Hardened steel cutters
- Flat cutter sizes: 1/2", 9/16", 5/8" O.D.



Item No	Description	Std. Pkg
6537	Seat Reamer w/Guide Cone	1 Ea
6538	Seat Reamer, 4 Flat Cutters	1 Ea

- 6 foot maple rule, 7" fold.
- 1/16" graduations in black on white enamel background
- Brass plated strike plates, tips and points.

FOLDING RULES



Item No	Description	Std. Pkg
6570	Folding Rule	12 Ea

- High impact ABS case in neon Orange, Yellow or mixed
- 1" x 25 Ft. • 1/32" graduations, 1/8" graduations are enumerated
- Heavy duty return spring
- Magnetic end securely set with 3 rivets
- Countertop display with every 12 tapes
- Can be imprinted with **YOUR LOGO** and information in **FULL COLOR**
- New easy grip design
- Metal belt clip
- Positive lock

TAPE MEASURES



GENE RICH Brand

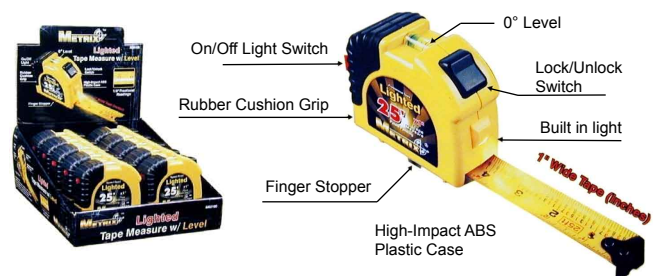
Item No	Case Color	Std. Pkg
6575-O	Orange	3 Ea
6575-Y	Yellow	3 EA
6575-MX	Mixed	12 EA

CUSTOM Labeled

Item No	Case Color	Min Qty
6575-OC	Orange	24 Ea
6575-YC	Yellow	24 EA
6575-MXC	Mixed	24 EA

- Built-in 0° Level
- Built-in Light for easy reading in dark areas
- Eliminates flashlight hassles
- Toggle button securely locks blade in place
- Finger stopper for quick hold and release
- Requires 2 AAA batteries (sold separately)
- 10 Tapes per counter display
- Metal belt clip

LIGHTED TAPE MEASURE WITH LEVEL



Item No	Description	Std. Pkg
6576	1" x 25' Lighted Tape Measure	10 EA



GENE RICH & COMPANY

ADJUSTABLE HACKSAW



- Heavy duty adjustable steel frame accepts 8", 10" and 12" blades.
- Durable steel handle features a comfortable plastic grip
- Blade can be aligned in four directions:
Teeth up, down, left or right
- Includes one 10" blade.

Item No	Size	Std. Pkg
T352	8" - 12" USA	1 Ea
T352-IMP	8" - 12" Import	1 Ea

STANLEY HACKSAW BLADES



F series
High Speed Steel



T series
Carbon Steel

- F series - High Speed Steel - One blade per hang-up card
Cuts most metals, including unhardened tool steel and stainless.
- T series - Carbon Steel - Two blades per hang-up card
Cuts mild steel, cast iron, aluminum, copper, etc.

Length	Teeth / in.	High Speed Item No	Carbon Steel Item No	Box Qty
10"	18	THB1018F	THB1018T	10 BL
10"	24	THB1024F	THB1024T	10 BL
12"	18	THB1218F	THB1218T	10 BL
12"	24	THB1224F	THB1224T	10 BL
12"	32	THB1232F	THB1232T	10 BL

MIDGET HACKSAWS AND BLADES



- Quickly cut wood, plaster, steel, brass, aluminum, etc.
- Nickel plated steel frame
- 1/4" x 6" blade for fine close quarters cutting

Item No	Description	Std. Length
6255	Midget Hacksaw	12 Ea
6255A	Midget Hacksaw Blade: Import	5 Ea
6255B	Midget Hacksaw Blade: USA	5 Ea

CABLE SAW



- Cuts PVC fast and easy
- 36" Length
- Rust-proof cable
- Individually packed in a resealable bag, with hang-up header
- Stores easily in a toolbox or pocket
- Perfect for tight working areas
- Requires only 1/4" clearance
- Cuts up to 4" pipe

Item No	Description	Std. Pkg
6250A	36" PVC Cable Saw	1 Ea

PVC PIPE SAW



Handle accomodates most name brand blades

- Cuts PVC, ABS pipe, wood, drywall, etc.
- Durable die cast handle
- 18" hardened steel blade has 10 teeth / inch

Item No	Description	Std. Pkg
6278	w/Handle & 18" Blade	1 Ea
6278B	18" Blade Only	10 Ea
6278H	Handle Only	1 Ea



- 12" / 8 point compass saw
- Full sized pistol grip ABS handle
- High carbon steel blade
- Handle doubles as a 90° Square

COMPASS SAW AND BLADES

Item No	Description	Std. Pkg
6265	12" Compass Saw	1 Ea
6276	12" Compass Saw Blades	12 Ea
6277	14" Compass Saw Blades	12 Ea



- 26" / 8 point cross cut saw
- High carbon steel blade
- Weather resistant hardwood handle
- Rigidly fastened to blade

CROSSCUT SAW

Item No	Description	Std. Pkg
6280	26" Crosscut Saw	1 Ea



- Heavy duty die cast aluminum construction
- Retractable blade for added safety and product life
- Includes one blade loaded and one spare blade in handle compartment
- Unique pull and twist, spring loaded quick release & lock design
- Comfortable angled grip keeps knuckles off of cutting surface
- Carded for hang-up display • Accepts international standard blades
- Can be custom imprinted with **YOUR LOGO** and information



INDUSTRIAL GRADE UTILITY KNIFE

GENE RICH Brand

Item No	Color	Std. Pkg
6356-G	Green	6 Ea
6356-O	Orange	6 EA

CUSTOM Imprinted

Item No	Color	Min Qty
6356-CG	Green	24 Ea
6356-CO	Orange	24 EA



- Retractable blade
- Plastic handle
- Industrial quality replacement blades: 0.025 Steel
- Packaged 5 blades per hang-up card and 10 cards / box
- Locks in 9 positions
- Accepts standard blades

ECONOMY UTILITY KNIFE AND BLADES

Item No	Description	Std. Pkg
6358	Utility Knife w/Retractable Blade	6 Ea
6359	Utility Knife Blades 5/Pkg	50 BI



- Polished tempered steel blade
- Blade is 1 1/4" wide x 3 3/4" long
- Durable, solid plastic handle is 4" long

PUTTY KNIFE

Item No	Description	Std. Pkg
6360	1-1/4" Putty Knife	6 Ea





GENE RICH & COMPANY

AVIATION TIN SNIPS



- Serrated edged blades
- Drop forged, tempered, precision milled and fully polished blades
- Compound action handles of high strength steel, and covered with color coded cushion grips for powerful non-slip usage
- Safety latch for extra protection
- Carded for hang-up display



Item No	Description	Grip Color	Std. Pkg
T303L	Left hand cut	Red	1 Ea
T303R	Right hand cut	Green	1 Ea
T303S	Straight cut	Yellow	1 Ea

INSIDE PVC PIPE CUTTER



- Quickly cuts PVC & ABS pipe from the inside
- Heat treated high speed steel blade
- Zinc plated steel hex shaft
- Cut off closet flange, tub waste & overflow, shower drains
- Many hard to reach applications
- Also cuts wood for sink rims
- Carded for hangup

DISCOUNTED
10% for 24
15% for 192

Item No	Description	Std. Pkg
6471	Inside PVC Pipe Cutter	24 Ea
6471B	Replacement Blades	2 Bl

PVC PIPE CUTTERS AND BLADES



- High carbon steel blades
- Aluminum alloy handles
- Ratchet action
- Cutters are individually boxed
- Replacement blades are individually carded

Item No	Description	Std. Length
6473	1" PVC Pipe Cutter	1 Ea
6475	1" PVC Pipe Cutter Blade	1 Ea
6476	2" PVC Pipe Cutter	1 Ea
6477	2" PVC Pipe Cutter Blade	1 Ea

TUBE CUTTERS



- Cutters are carded for hangup display
- #6489 Pocket-size Mini Cutter cuts 1/8" to 5/8" tubing
- #6490 Economy cutter cuts 3/16" to 1 1/8" tubing
- #6491 Heavy duty pipe cutter cuts up to 2 1/8" copper tubing and up to 1" steel pipe.


Item No	Description	Cuts OD Tubing	Std. Pkg
6489	Mini Tube Cutter	1/8" - 5/8"	1 Ea
6490	Tube Cutter	3/16" - 1-1/8"	1 Ea
6491	Pipe Cutter ,USA	3/8" - 2-1/8"	1 Ea

TOOLS: CUTTING



- Drop forged yoke with screw drive flare head
- Makes a smooth flare
- Serrated grip holds tubing
- Split style flare base
- Large wing nuts
- Long handle for leverage
- For O.D. Sizes: 3/16", 1/4", 5/16", 3/8", 1/2", 5/8"

TWO PIECE FLARING TOOL



Item No	Description	Std. Pkg
6492	2 Pc Flaring Tool - Superior Tool brand	1 Ea
6492IMP	2 Pc Flaring Tool - Economical Import	1 Ea

- One piece heavy duty design
- Comfort grip handles
- Adjustable gripping pressure
- Accomodates a wide range of metal tubing
- For O.D. Sizes: 3/16", 1/4", 5/16", 3/8", 1/2", 5/8"

DELUXE FLARING TOOL



Item No	Description	Std. Pkg
6494	3/16-5/8 OD Deluxe Flaring Tool	1 Ea

- Use on copper and aluminum tube and other thin-walled tubing
- Tool expands ID of tube for solder connection
- Expands ID to 3/8", 1/2" or 3/4" I.D.
- Heat treated carbon steel

COPPER SWEDGE TOOL



Item No	Description	Std. Pkg
6502	3/8, 1/2, 3/4" Swedge Tool	6 Ea

- Protects supply tubing from lime reaction in concrete
- Minimizes stress by allowing expansion and contraction of pipe
- Color coded: **Red** for hot; **Blue** for cold
- UPC approved and IAPMO listed
- Dispenser box

PIPE SLEEVING



Item No	Pipe Size	Thickness	Color	Length	Std. Pkg
5040B	1/2" - 1"	6 mil	Blue	200 Ft	1 RI
5040R	1/2" - 1"	6 mil	Red	200 Ft	1 RI
5042B	1/2" - 1"	10 mil	Blue	100 Ft	1 RI
5042R	1/2" - 1"	10 mil	Red	100 Ft	1 RI

- Slip over type bending spring
- For use on supply lines and copper tubing

TUBE BENDING SPRINGS



Item No	Size	Std. Pkg
6518	3/8" OD	1 Ea
6519	1/2" OD	1 Ea
6520	5/8" OD	1 Ea



GENE RICH & COMPANY

ACID BRUSH



- 3/8" wide #1 natural bristle brush
- 5 1/4" bright steel handle
- 144 brushes per box
- Full cartons only

Item No	Size	Std. Pkg
804	#1, 3/8" Width	1 Gr

4-N-1 COPPER FITTING BRUSH



- Tube cleaning and fitting brush
- High impact plastic
- High carbon steel bristles
- Replaceable brushes
- For 1/2" and 3/4" copper

Item No	Description	Std. Pkg
805	4 in 1 Copper Fitting Brush	1 Ea
805R	Brush Replacement Kit for #805	1 Kt

FEMALE COPPER TUBE BRUSH



- Use to clean copper water tube ends for soldering
- Also useful for cleaning battery terminals

Item No	OD Size	Std. Pkg
800	5/8"	6 Ea
801	7/8"	6 Ea

COPPER FITTING BRUSH



Plastic Handles

Item No	Nom. Size	Std. Pkg
806	1/4"	12 Ea
807	3/8"	12 Ea
808	1/2"	12 Ea
809	3/4"	12 Ea
810	1"	12 Ea
811	1-1/4"	6 Ea
812	1-1/2"	6 Ea
812-A	2"	6 Ea

DELUXE COPPER FITTING BRUSH



Birch Wood Handles

Item No	Nom. Size	Std. Pkg
806W	1/4"	12 Ea
807W	3/8"	12 Ea
808W	1/2"	12 Ea
809W	3/4"	12 Ea
810W	1"	12 Ea
811W	1-1/4"	6 Ea
812W	1-1/2"	6 Ea
812-AW	2"	6 Ea

WIRE BRUSH



- Steel wire set in hardwood handle
- Stiff bristles to clean and rough surfaces

Item No	Description	Std. Pkg
6523	Wire Brush	1 Ea

PAINT AND DOPE BRUSHES



- Natural bristles
- Use with pipe cleaners, thread cutting oil, paint, pipe dope and more
- Full cartons only

Item No	Size	Std. Pkg
6531	2"	12 Ea
6532	1"	36 Ea

TOOLS: BRUSHES



- The most widely used water-resistant product for cleaning copper tubing and fittings.
- Tough aluminum oxide, 120 grit grain provides the perfect combination of strength and flexibility

SAND CLOTH

Item No	Size	Std. Pkg
813	1-1/2" x 10 yd	24 Ea
814	1-1/2" x 25 yd	12 Ea

- Dispenser box



- Open nylon fabric
- Phenolic resin adhesive makes it waterproof and rugged
- Aluminum oxide 180 grit grain coated on both sides of the nylon backing
- A very long-lasting sharp cutting plumbers roll
- Small hole size makes this product very flexible

OPEN MESH SAND CLOTH

Item No	Size	Std. Pkg
816	1-1/2" x 5 yd	24 Ea
817	1-1/2" x 10 yd	12 Ea

- Dispenser box



- This product features an exclusive epoxy acrylic bonding system that is 100% impervious to bonding degradation by water, cutting oils, grease, chemicals or other solvents.
- Aluminum oxide abrasive is fast-cutting and long-lasting.
- Abrasive will not shed or load from exposure to solvents

WET CUT SAND CLOTH

Item No	Size	Std. Pkg
819-5	1-1/2" x 5 yd.	24 Ea
819-10	1-1/2" x 10 yd.	24 Ea
819-25	1-1/2" x 25 yd.	12 Ea

- Use wet or dry
- Dispenser box



- Fine grade, excellent for cleaning copper and other soft metals
- Does not smolder like steel wool.
- 2" x 6" pad - 10 pads per bag

MAROON COPPER CLEANER PADS

Item No	Description	Std. Pkg
818	2" x 6" Plumber's Pads,10/bg	1 Bg



MILL

- Bastard cut
- Rectangular shape
- Single cut on sides and edges

Item	Length	Std. Pkg
6780	6"	12 Ea
6782	8"	12 Ea
6784	10"	12 Ea
6786	12"	6 Ea

HALF ROUND

- Rounded on 1 side, flat on opposite
- Round side is bastard
- Flat side is double cut

Item	Length	Std. Pkg
6792	8"	12 Ea
6794	12"	6 Ea

TAPER

- Single cut
- Triangular shape
- For filing saws with 60° angle teeth

Item	Length	Std. Pkg
6796	6"	12 Ea

FILES



Mill Half Round Taper



GENE RICH & COMPANY

BROWN JERSEY GLOVE



- Brown cotton
- Knit wrist
- One size fits all
- 8 oz.

Item No	Description	Std. Pkg
6320	Brown Cotton Jersey	12 Pr


LEATHER PALM WORK GLOVE



- Split leather palm, thumb, fingers & knuckles
- Safety cuff
- 100% cotton back and liner

Item No	Description	Std. Pkg
6322	Leather Palm Glove	1 Pr

PROBE RODS AND TIPS



- The easy way to locate underground objects.
- 3/8" steel rod
- Black paint
- Stainless steel tips

Item	Size	Std. Pkg
1218	3/8" x 4 Ft	3 Ea
1219	3/8" x 5 Ft	3 Ea
1220	S.S. Probe Tip	3 Ea

SHOVEL



- Contractor Quality
- Tempered steel blade with onion skin finish for improved release of material
- Laquered ash handle

Item	Description	Std. Pkg
1406	Round Point, Wood Handle Shovel	6 Ea

SPADE



- Contractor Quality
- D-handle 14" drain spade
- Tempered steel blade with onion skin finish for improved release of material

Item	Description	Std. Pkg
1431	D-handle 14" drain spade	6 Ea

TOOLS: GLOVES & SHOVELS



LINE AND SURFACE LEVEL

- Lightweight
- Rustproof
- Accurate
- Carded

Item No	Description	Std. Pkg
6562A	Aluminum	1 Ea
6562P	Plastic	1 Ea



- 24" Aluminum body level
- 6 Large glass vials, precision adjusted for accuracy
- Large, comfortable hand holes
- Shock protecting end caps
- Dual scale ruler included on one edge

LEVEL



Item No	Description	Std. Pkg
6564	24" Alum. Level, 6 vial-adj.	1 Ea

- 9" Aluminum body
- Three vials: Level, plumb and 45°
- Top reading level vial
- Magnetic bottom surface (#6566M only)

TORPEDO LEVELS



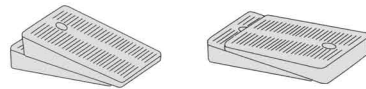
Item No	Description	Std. Pkg
6566	9" Torpedo Level	1 Ea
6566M	9" Magnetic Level, 3 Vials	1 Ea

- Hex body with 120° tapered point
- Solid brass construction for quality and accuracy
- Knurled brass plated top screw
- Carded for hang up display

PLUMB BOB




Item No	Size	Std. Pkg
6607	4 oz.	1 Ea
6609	8 oz	1 Ea



WOBBLE WEDGE SHIMS

- Interlocking shims
- Perfect for leveling or installing
- Stack 'em up to fill any gap
- Easily cut soft shims to shape



Item No	Description	Std. Pkg
122H-300	Hard Clear - 300/Jar	1 Jr
122H-75	Hard Clear - 75/Jar	1 Jr
122S-300	Soft, White - 300/Jar	1 Jr
122S-75	Soft White - 75/Jar	1 Jr



GENE RICH & COMPANY

MASONRY NYLON SEINE TWINE



- #18 twisted nylon twine
- 275 Ft. per spool
- Net weight: 4 oz
- Average new twine tensile strength is 160 lbs

Item No	Description	Std. Pkg
G97	Nylon Twine, #18 1/4 lb, 275'	12 Ea

MASONRY DRILL



- Carbide tip
- Ideal for concrete, brick and tile

Item No	Size	Std. Pkg
T11-3/16	3/16"	1 Ea
T11-1/4	1/4"	1 Ea
T11-5/16	5/16"	1 Ea
T11-3/8	3/8"	1 Ea
T11-1/2	1/2"	1 Ea

TAPERED PIPE TAP

- High carbon steel
- Taper NPT pipe tap
- Tap size is etched on each tool



Item No	NPT	Std. Pkg
6240	1/8"	1 Ea
6241	1/4"	1 Ea
6242	3/8"	1 Ea
6243	1/2"	1 Ea
6244	3/4"	1 Ea
6245	1"	1 Ea
6246	1-1/4"	1 Ea
6247	1-1/2"	1 Ea
6248	2"	1 Ea

NIPPLE EXTRACTORS

- High carbon steel
- For removing broken screws, bolts, and other threaded parts
- The extractor is inserted into a pre-drilled hole and the broken part is backed out with a wrench
- Also for turning threaded pipe sections



Item No	IPS	Std. Pkg
6121	1/8" & 1/4"	1 Ea
6123	3/8"	1 Ea
6124	1/2"	1 Ea
6125	3/4"	1 Ea
6126	1"	1 Ea

SCREW, STUD AND PIPE EXTRACTOR

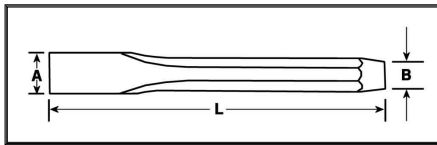


The square shape of these extractors gives the tool the ability to remove broken bolts, screws and pipes with minimum deformation of the broken part. The forged construction imparts an extra degree of toughness, which reduces extractor breakage. To remove the broken threaded part: Drill a hole in the end of the broken part (left hand spiral heavy duty drills are recommended for this drilling operation), insert extractor and turn counter clockwise using a wrench on the exposed end of the extractor. The broken part should unscrew without damage to the threads. These forged extractors will not chew up or expand the object being removed.

Item No	Small End Size	Overall Length	Stud Screw or Bolt Size	Drill Size	Pipe Size	Std. Pkg
T9525	11/32"	3-1/4"	5/8"	3/8"	3/8"	6 Ea
T9526	1/2"	4-1/2"	7/8"	9/16"	1/2"	6 Ea
T9527	19/32"	4-7/8"	1, 1-1/8"	21/32"	1/2"	6 Ea
T9528	23/32"	5-3/8"	1-1/4", 1-3/8"	13/16"	3/4"	6 Ea
T9529	31/32"	5-1/2"	1-1/2"	1-1/16"	1"	6 Ea



CHISEL MEASUREMENT REFERENCE



- Designed for heavy-duty wood cutting
- Ground to a sharp edge on one side to an angle of 25° to 35°.
- Modified parabolic striking end for greater resistance to mushrooming and chipping

FLOOR CHISEL



Item No	A	B	L	Std. Pkg
T5-7/16	5/8"	7/16"	9-1/2"	6 Ea
T5-1/2	3/4"	1/2"	9-5/8"	6 Ea

- Designed to cut wrought iron, cast iron, steel, brass, bronze, copper, aluminum, bolts, nuts and rivets.
- Modified parabolic striking end for greater resistance to mushrooming and chipping

COLD CHISEL



Item No	A	B	L	Std. Pkg
T86A1/2	5/8"	1/2"	6-3/4"	6 Ea
T86A5/8	3/4"	19/32"	6-7/8"	6 Ea
T86A3/4X8	7/8"	23/32"	8"	6 Ea
T86A3/4X12	7/8"	23/32"	12"	6 Ea
T86A7/8X8	1"	13/16"	8-1/8"	6 Ea
T86A1X8	13/16"	15/16"	8-3/8"	6 Ea

- ANSI Spec: B209.1

- Professional grade
- 16 oz. forged and hardened steel head
- Black oxide finish with polished face
- Marfin hardwood handle fixed with epoxy

16 oz. RIP HAMMER



Item No	Description	Std. Pkg
6586	16 oz. Rip Hammer	6 Ea

- Professional grade
- 16 oz. forged and hardened steel head
- Black oxide finish with polished face
- Genuine hickory handle

16 oz. CLAW HAMMER



Item No	Description	Std. Pkg
6587	16 oz. Claw Hammer	6 Ea



GENE RICH & COMPANY

6-in-1 SCREWDRIVER



- Includes 2 double sided bits:
 #1 Phillips x 3/16" slotted
 #2 Phillips x 1/4" slotted tips
- 1/4" and 5/16" nut drivers built into the reversible shaft
- Shaft and handle feature ball and spring retention for positive fit
- Highly visible neon handle
- Packaged 12 per counter-top display
- Can be custom imprinted with **YOUR LOGO** and information

GENE RICH Brand

Item No	Color	Std. Pkg
T606-G	Green	12 Ea
T606-O	Orange	12 Ea
T606-MX	Mixed	12 Ea

CUSTOM Imprinted

Item No	Color	Min Qty
T606-GC	Green	24 Ea
T606-OC	Orange	24 Ea
T606-MXC	Mixed	24 Ea

PIPE CRIMPER



- Ideal for reducing the diameter of round duct, sheet metal pipe, and downspouts so they can be inserted into another pipe of similar size
- Five blades make perfect uniform crimps on sheet metal up to 20 gauge
- Recommended for light or heavy piping -- furnace, smoke, square, conductor; wall stacks, air ducts, water heater vent pipes, and downspouts
- Crimps up to 1 5/8" back from end for good overlap connection
- Ergonomic angled **offset** design
- Heat treated blades for longer wear
- Hardened pivot bolt
- Vinyl grips
- Made in USA

NOTE: For natural indraw on metal, always start with the three blades on top

Item No	Description	Std. Pkg
6234	Pipe Crimper, offset, 5 blade	1 Ea

HOSE CLAMP PLIERS



- Installs and removes wire spring tension clamps
- Two position jaws grip full range of clamp sizes
- Drop forged steel
- Chrome plated
- Carded for hang-up display

Item No	Description	Std. Pkg
T252	8" Hose Clamp Pliers	1 Ea

SLIP JOINT PLIERS



- General purpose utility combination pliers
- Chrome plated
- Vinyl cushion grips
- Carded for hang-up display
- Drop forged steel
- Two position jaws

Item No	Description	Std. Pkg
T276	6" Slip Joint Pliers	1 Ea
T278	8" Slip Joint Pliers	1 Ea
T280	10" Slip Joint Pliers	1 Ea



LONG NOSE PLIERS

- Drop forged steel
- Vinyl cushion grips
- Side cutters
- Solid joint construction
- Carded for hang-up display

Item No	Size	Std. Pkg
T286	6"	1 Ea
T288	8"	1 Ea



HEAVY DUTY WATER PUMP PLIERS

- Drop forged alloy steel
- Heavy duty multiple position plier with 32° offset head
- 2" maximum parallel serrated jaw opening, extra deep
- Satin finish with zinc plating
- Vinyl grips resist water, acid, alkali solutions, grease, oil and chemicals
- Grip Tite Clip for added strength in holding adjustment position
- 10" Long

Item No	Description	Std. Pkg
T870	G253Z. Heavy Duty Water Pump Plier	10 Ea



HEAVY DUTY PIPE WRENCH

- Upper and lower jaws drop forged and tempered
- Malleable iron handle
- Enamel finish
- Milled teeth

Item No	Size	Std. Pkg
T810HD-IMP	10"	1 Ea
T814HD-IMP	14"	1 Ea
T818HD-IMP	18"	1 Ea
T824HD-IMP	24"	1 Ea



STARBUCK INSIDE EXPANSION PIPE WRENCH

- Removes pipe nipples, basket strainers, closet spuds and more
- Multiple tangs allow you to grip the inside of pipes and fittings from 1/2" to 3 1/2" diameter
- Replaces at least 14 conventional pipe extractors at 2% the cost
- All steel hex handle for strong, powerful grip in close quarters
- Rust Resistant
- Rugged - Hardened and tempered jaws

Item No	Description	Std. Pkg
6184	Inside Expansion Pipe Wrench	1 Ea





GENE RICH & COMPANY

INTERNAL PIPE WRENCH



- Screw forces jaws equally against inside surface of broken pipe or close nipples
- Turn extractor with wrench to remove pipe quickly and safely
- Requires no hammering to release

Item No	Size	Std. Pkg
T140	1/2"	6 Ea
T141	3/4"	6 Ea
T142	1"	6 Ea

INSIDE NIPPLE WRENCH



- Cam type wrench
- Removes or inserts
- Heated treated steel
- Cadmium plated

Item No	Size	Std. Pkg
6132	3/8"	1 Ea
6133	1/2"	1 Ea
6134	3/4"	1 Ea

ADJUSTABLE CHROME WRENCH



- Drop forged steel
- Chrome plated
- Carded for hang-up display

Item No	Size	Std. Pkg
T706	6"	1 Ea
T708	8"	1 Ea
T710	10"	1 Ea
T712	12"	1 Ea

RATCHETING BOX WRENCH



- Different 12pt (double hex) size at each end
- **Offset 25°** at both ends for more convenient use in confined spaces
- Quick-flip reversing lever for instant ratchet reversal
- Chrome-plated finish for rust resistance

Item No	Description	Std. Pkg
T1190	3/8" x 7/16", Offset	6 Ea
T1191	1/2" x 9/16", Offset	6 Ea

NO-HUB TORQUE WRENCH



- Automatic release at 60 lbs
- Ratchets in one direction
- Hinged reversing lever
- Chrome vanadium socket
- Carded for hang-up display

Item No	Description	Std. Pkg
T1194-TW	No-Hub Torque Wrench	1 Ea

CAN'T FIND THE TOOL YOU NEED?

LET US FIND IT FOR YOU!

CALL US TODAY

800-433-7605

PROTO 7PC HEX KEY WRENCH SET



- This set has 7 SAE hex keys
- SAE Hex sizes: 5/64", 3/32", 1/8", 5/32", 3/16", 7/32" and 1/4"
- Overall lengths of the hex keys range from 1 7/8" to 3 1/4"
- Molded plastic holder included

Item No	Description	Std. Pkg
T4977	7pc Proto Hex Key set	1 Ea

8PC HEX KEY WRENCH SET



- This set has 8 SAE hex keys
- SAE Hex sizes: 1/16", 5/64", 3/32", 1/8", 5/32", 3/16", 7/32" and 1/4"
- Includes a key ring with spring holders
- Carded for hang-up display

Item No	Description	Std. Pkg
T4977-IMP	8pc Hex Key set	1 Ea

TOOLS: WRENCHES



- Fits closet spuds, basket strainers, lock nuts and slip nuts
- Adjusts from 7/8" to 3 1/8"
- Carded for hang-up display

Item No	Description	Std. Pkg
1100	Adjustable Slip/lock nut wrench	1 Ea

ADJUSTABLE STRAINER AND SPUD WRENCH



- For strainer, lock nuts and slip nuts
- Fits 1" to 3"
- Heat treated forged

Item No	Description	Std. Pkg
1104	24" Alum. Level, 6 vial-adj.	1 Ea

4 IN 1 COMBINATION STRAINER/SPUD WRENCH



- Use to secure the basket strainer jam nut
- Plated malleable iron
- Carded for hang-up display

Item No	Description	Std. Pkg
6170	Spanner/Strainer Wrench	1 Ea

SPANNER / STRAINER NUT WRENCH



- For use on basket strainers and tub drains with cross bars
- Plated steel
- Long handle for leverage

Item No	Description	Std. Pkg
6169	Basket Strainer Wrench	1 Ea

BASKET STRAINER WRENCH



- Use on hard to reach basin nuts, ballcocks and flush valves
- Spring hinged jaw
- Swivel head operates from either right or left side

Item No	Description	Std. Pkg
1140	11", Regular Jaws	1 Ea
1141	15", Regular Jaws	1 Ea


BASIN WRENCHES





GENE RICH & COMPANY

SEAT WRENCH



- For all faucet seats
- Cadmium plated, heat treated steel
- Tapered for use on all sizes and types of seats

Item No	Description	Std. Pkg
1153	Straight: Hex x Square	6 Ea
1154	Angled: Hex x Square	1 Ea
1155	Angled 6-Step Down	1 Ea

3-IN-1 RADIATOR WRENCH



- Cadmium plated steel
- 1/8" IPS Die, Tap and Extractor
- Carded for hang-up display

Item No	Description	Std. Pkg
1200	3-In-1: 1/8" Die, Tap & Extractor	1 Ea



4 WAY KEY



- Cadmium plated steel
- For 1/4", 9/32", 5/16", 11/32" valve, faucet and sillcock sizes
- Carded for hang-up display

Item No	Description	Std. Pkg
1201	1/4, 9/32, 5/16, 11/32"	12 Ea



FURNACE AND LOG LIGHTER KEYS



- Square hole socket type
- Cast construction
- 1/4" and 5/16" keys

Item No	Size	Composition	Std. Pkg
1202	1/4 x 3"	Die Cast	25 Ea
1203	5/16 x 3"	Die Cast	25 Ea
1210IMP	1/4 x 2"	Brass	12 Ea
1212IMP	5/16 x 2"	Brass	12 Ea
1214IMP	1/4 x 3"	Brass	12 Ea
1215IMP	5/16 x 3"	Brass	12 Ea
1216IMP	1/4 x 6"	Brass	12 Ea
1217IMP	5/16 x 6"	Brass	12 Ea

WATER METER BOX KEY



- Plain bronze
- Fits most meter box lids

Item No	Description	Std. Pkg
1221	Brass Meter Box Key	12 Ea



COMBINATION METER BOX KEY / WRENCH

- Plain bronze

Item No	Description	Std. Pkg
1226IMP	Combo Lid/Meter Key	10 Ea



- Carbon steel
- Black painted finish to deter rust
- Heavy duty welds

Item No	Bar Size	Length	Std. Pkg
1222	3/8"	28"	3 Ea
1223	3/8"	48"	3 Ea

STOP AND WASTE WRENCH



- Carbon steel
- Black painted finish to deter rust
- Heavy duty welds

Item No	Bar Size	Length	Std. Pkg
1224	5/8"	32"	3 Ea
1225	5/8"	60"	3 Ea
1227	1/2"	28"	3 Ea
1229	3/4"	36"	3 Ea

WATER METER WRENCH



COMBO WATER METER WRENCH

- Carbon steel
- Black painted finish to deter rust
- Combination lid key and meter shutoff wrench

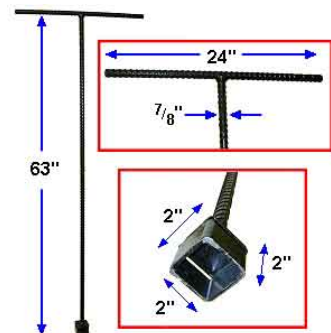
Item No	Bar Size	Length	Std. Pkg
1232	5/8"	32"	3 Ea



- Rebar shaft and handle for greater strength
- Black painted finish to deter rust
- Slotted 2" square head for easy release

Item No	Bar Size	Length	Std. Pkg
1234	7/8"	63"	3 Ea

WATER MAIN WRENCH





GENE RICH & COMPANY

GATE VALVE KEY



- Carbon steel
- Black painted finish to deter rust

Item No	Description	Std. Pkg
1236	3/8 x 30" Gate Valve Key	3 Ea

DRUM TRAP WRENCH



- Plated malleable iron
- For installing or removing counter sunk plugs
- Four square hole sizes

Item No	Description	Std. Pkg
6180	4 way Counter Sunk Plug Wrench	1 Ea

STRAP WRENCH



- Heavy cast handle
- For use with chrome fittings and nipples
- Will not scratch decorative finish
- Carded for hang-up display

Item No	Description	Std. Pkg
6147	7" Strap Wrench	1 Ea



P.O. PLUG WRENCH



- 4-way malleable iron
- For installing or removing basket strainers, tub drains and p.o. plugs
- Keeps P.O. plugs and basket strainers in place and prevents rotation during installation
- Carded for hang-up display

Item No	Description	Std. Pkg
6152	P.O. Plug Wrench	12 Ea



GARBAGE DISPOSAL WRENCH



- For releasing jammed garbage disposers
- 1/2" painted steel handle, 10" long
- Carded for hang-up display

Item No	Description	Std. Pkg
6166	Garbage Disposal Wrench	1 Ea





4-n-1 COMPRESSION STOP WRENCH



SLOW & AWKWARD




QUICK & EASY



Still using two wrenches to install stops?
Ever damage the threads when the wrench slips?
Constantly installing stops in tight spaces?

Use our compression stop wrench, screwed on to the stop's threads, in place of one of your old wrenches and:

- Work easily in those tight spaces
- Improve your leverage
- Protect the threads
- Fits both $\frac{3}{8}$ " compression and $\frac{1}{2}$ " IP stops
- Can be used as a $\frac{1}{2}$ " IP Cap or a $\frac{1}{2}$ " IP plug (Plug drop-eared ells for pressure testing)
- Tighten shower arms without scratching the finish
- Heavy duty aluminum construction
- Carded for hang-up display



Item No	Description	Std. Pkg
6167	4 in 1 Compression Stop Wrench	10 Ea

- Fits 99% of closet seat nuts
- Die cast construction
- Fits any length bolt
- One end fits: 4 prong metal, 4 prong nylon and plastic nuts, plastic wingnuts, $\frac{5}{8}$ " hex and $\frac{5}{8}$ " square nuts
- Use other end on $\frac{9}{16}$ " hex, square and cap type nuts


CLOSET SEAT NUT WRENCH



Item No	Description	Std. Pkg
6178	Closet Seat Nut Wrench	1 Ea

- Adjust to fit P.O. plugs, strainers, waste & overflow shoes, closet spuds and urinal spuds
- Jaws expand up to 4" to grab from the inside
- Plated die cast construction

CLOSET SPUD NUT WRENCH



Item No	Description	Std. Pkg
6182	Closet Spud Nut Wrench	1 Ea



- Installs and removes tub drains and closet spuds, even those without cossbars (such as Kohler and American Standard)
- Fits 95% of all tub drains
- Can be turned with an adjustable wrench, heavy duty screwdriver and $\frac{3}{8}$ " or $\frac{1}{2}$ " ratchet wrench
- Fits 1 $\frac{1}{2}$ " and 2" closet spuds
- Heavy duty die cast aluminum

TUB DRAIN WRENCH



Item No	Description	Std. Pkg
6188	Tub Drain Wrench	1 Ea



GENE RICH & COMPANY

WATER HEATER ELEMENT WRENCH



- Zinc plated steel, 3" long
- For removing and securing water heater elements
- Use with a heavy duty screwdriver
- Carded for hang-up display



Item No	Description	Std. Pkg
6190	3" Water Heater Element Wrench	1 Ea

SHOWER VALVE SOCKET WRENCH SET



5" DOMESTIC SOCKET WRENCHES

Item No	Socket Sizes	Std. Pkg
T770	7pc Socket Set: USA	1 Ea
T771	21/32" x 27/32"	1 Ea
T772	29/32" x 31/32"	1 Ea
T773	1-1/32" x 1-3/32"	1 Ea
T774	1-5/32" x 1-9/32"	1 Ea
T775	1-11/32" x 1-7/16"	1 Ea
T776	Turning Bar	1 Ea
T777	Carrier Handle	1 Ea

4" IMPORT SOCKET WRENCHES

Item No	Socket Sizes	Std. Pkg
T770IMP	7pc Socket Set: Import	1 Ea
T771IMP	21/32" x 27/32"	1 Ea
T772IMP	29/32" x 31/32"	1 Ea
T773IMP	1-1/32" x 1-3/32"	1 Ea
T774IMP	1-5/32" x 1-9/32"	1 Ea
T775IMP	1-11/32" x 1-7/16"	1 Ea

COMBINATION PADLOCK



- 2" body width
- Heavy duty, single locking hardened steel shackle
- Ensures secure lock every time
- Provides cutting protection
- Polished steel construction
- Resists corrosion/discoloration

Item No	Description	Std. Pkg
6330	2" Combination Padlock	1 Ea

KEYED PADLOCK



- 2" body width
- Corrosion-resistant laminate
- Double-locking, heavy duty protection
- High-tech steel for maximum strength
- Two keys included

Item No	Description	Std. Pkg
6336	2" Keyed Padlock	1 Ea

SCRATCH AWL



- Roll forged chrome plated steel shaft runs through the handle
- 1/4" shaft measures 4" from tip to handle
- Hardwood handle with flat sides prevents turning
- Carded for hang-up display

Item No	Description	Std. Pkg
6440	Scratch Awl / Hand Punch	6 Ea



TOOLS: WRENCHES



PLUMBERS' SCRAPER / SHAVE HOOK


- Use to remove old caulking, paint, moulding, etc.
- Tempered steel, oval blade
- Hardwood handle



Item No	Description	Std. Pkg
6461	Shave Hook	12 Ea

- Flexible pickup tool
- Retrieve small objects dropped down drains, into hard to reach areas or in confined spaces

HANDY HAND



Item No	Size	Std. Pkg
6612	24"	1 Ea
6613	36"	1 Ea

- Steel pump oilers with double seamed or drawn steel bases
- Removable spouts from plated top cap and handle assembly
- Die cast zinc, high pressure pump with precision ground piston
- Delivers a drop or a stream of oil
- Stays primed for instant use
- Powder coated copper bronze finish with zinc plated top cap

OILERS



Item No	Description	Std. Pkg
6618	Thumb Pump, Rigid Spout	12 Ea
6620	Pistol Pump, Flexible Spout	12 Ea

- Holds nipple sizes ranging from Close to 6"
- Steel construction with epoxy finish
- Fold away handle

NIPPLE TOTE BOX



Item No	Nipple Size	Capacity	Std. Pkg
6693	1/2"	77 pcs	1 Ea
6694	3/4"	66 pcs	1 Ea
6695	1" IPS	50 pcs	1 Ea

- Made from top quality rubber
- Strength tested
- Two steel "S" hooks with each strap

RUBBER TIE DOWN STRAPS




Item No	Length	Std. Pkg	Item No	Length	Std. Pkg
1050	6"	10 Ea	1053	21"	50 Ea
1051	10"	10 Ea	1054	31"	50 Ea
1052	15"	10 Ea	1055	41"	50 Ea



GENE RICH & COMPANY

CORRUGATED BIN BOX



Full Bundles Only

Item No	L	W	H	Pcs/Bundle
2601	12"	2"	4-1/2"	50 Ea
2602	12"	3"	4-1/2"	50 Ea
2603	12"	4"	4-1/2"	50 Ea
2604	12"	5"	4-1/2"	50 Ea
2605	12"	6"	4-1/2"	50 Ea
2606	12"	8"	4-1/2"	50 Ea
2607	12"	10"	4-1/2"	50 Ea
2608	12"	12"	4-1/2"	50 Ea
2609	18"	4"	4-1/2"	50 Ea
2610	18"	6"	4-1/2"	50 Ea
2611	18"	8"	4-1/2"	50 Ea
2612	18"	12"	4-1/2"	50 Ea

CAULKING GUN



- Holds standard 10 1/2" oz. cartridges
- Piston rod with double friction plate
- Long trigger leverage
- Thumb pressure release
- Painted steel frame

Item No	Description	Std. Pkg
6720	Caulking Gun	1 Ea

TORCH LIGHTER AND FLINTS



- Spark without a flame
- Lights all propane powered appliances
- Six replacement flints per tin box

Item No	Description	Std. Pkg
6504	Torch Lighter	12 Ea
6505	Flints, 6/tin box	6 Bx

PHOSPHOR-COPPER BRAZING ALLOYS



- For non-ferrous metals, copper, brass, bronze
- #793PC (for copper only)
- Free-flowing phosphorous copper brazing filler
- 1 Lb tubes • 28 rods per tube

Item No	Silver %	Phos %	Melting Range		Specifications			
			Solidus °F / °C	Liquidus °F / °C	AWS A5.8	FED QQB650C	DIN 8513	BS 1845
793PC	0	7.1	1310 / 710	1475 / 802	BCuP-2	BCuP-2	LCuP-7	--
793S05	5	6.0	1190 / 643	1500 / 816	BCuP-3	BCuP-3	--	CP104
793S15	15	5.0	1190 / 643	1480 / 804	BCuP-5	BCuP-5	--	CP1

TOOLS: MISCELLANEOUS



MELTING POT

- Cast iron construction
- Heavy bail handle

Item No	Diameter	Depth	Capacity	Std. Pkg
717	6"	3"	25 Lbs	1 Ea
719	8"	4"	50 Lbs	1 Ea



STEEL LADLE

- Steel construction
- Features both left and right pouring lips

Item No	Size	Capacity	Std. Pkg
723	3"	2.50 Lbs	1 Ea
724	3-1/2"	3.00 Lbs	1 Ea
725	4"	4.25 Lbs	1 Ea



FIBERGLASS JOINT RUNNER

- Use these non-asbestos joint runners to control the flow of molten lead when making lead joints
- Spring loaded clamp holds the runner in place

Item No	Trade Size	Pipe Size	Std. Pkg
1030	#1	2-4"	1 Ea
1031	#2	4-6"	1 Ea
1032	#3	6-10"	1 Ea
1033	#4	10-14"	1 Ea
1034	#5	16-20"	1 Ea
1035	#6	24"	1 Ea



BROWN OAKUM

- For packing and making lead joints
- Use to seal pipes, caulk windows, etc.
- Expands when wet to create a watertight seal
- 27" long cut lengths
- 5 lbs per box
- Full boxes only

Item No	Description	Std. Pkg
1038	Brown Oakum, 27" Cut, 5 lbs/box	1 Box





GENE RICH & COMPANY

PLUMBER'S IRONS

CEILING IRON



Item No	Trade Size	Thick	Width	Length	Std. Pkg
T30001	5/8"	1/8"	11/16"	14"	6 Ea

STUB IRONS



Item No	Trade Size	Thick	Blade Width	Length	Std. Pkg
T30009 I	5/8"	1/8"	3/4"	4-1/2"	6 Ea
T30010 O	5/8"	1/8"	11/16"	4-1/2"	6 Ea

DOUBLE IRON



Item No	Trade Size	Thick	Blade Width	Length	Std. Pkg
T30002	5/8"	3/16"	1-1/8"	9"	6 Ea

MIDGET CURVED NOSE IRON



Item No	Trade Size	Thick	Blade Width	Length	Std. Pkg
T30011	5/8"	1/8"	11/16"	4-1/2"	6 Ea

LEFT AND RIGHT IRONS



Item No	Trade Size	Thick	Blade Width	Length	Std. Pkg
T30005 L	5/8"	3/16"	3/4"	10"	6 Ea
T30006 R	5/8"	3/16"	3/4"	10"	6 Ea

CURVED BROAD NOSE IRON



Item No	Trade Size	Thick	Blade Width	Length	Std. Pkg
T30013	5/8"	1/8"	1-7/16"	8-1/2"	6 Ea
T30014	3/4"	1/8"	1-1/2"	9-1/2"	6 Ea

LONG AND SHORT NOSE IRONS



Item No	Trade Size	Thick	Blade Width	Length	Std. Pkg
T30007 L	5/8"	1/8"	11/16"	8"	6 Ea
T30008 S	5/8"	1/8"	11/16"	6-1/2"	6 Ea

STRAIGHT IRONS



Item No	Trade Size	Thick	Blade Width	Length	Std. Pkg
T30016 O	5/8"	1/8"	11/16"	7"	6 Ea
T30017 I	5/8"	1/8"	11/16"	7"	6 Ea



PLUMBER'S IRONS

OFFSET IRONS (INSIDE AND OUTSIDE)



Item No	Trade Size	Thick	Blade Width	Length	Std. Pkg
T30018 I	5/8"	1/8"	11/16"	6-1/2"	6 Ea
T30019 O	5/8"	1/8"	11/16"	6-1/2"	6 Ea

LONG CURVED OFFSET IRON



Item No	Trade Size	Thick	Blade Width	Length	Std. Pkg
T30024	5/8"	1/8"	15/16"	8"	6 Ea

NARROW CURVED OFFSET IRON (INSIDE AND OUTSIDE)



Item No	Trade Size	Thick	Blade Width	Length	Std. Pkg
T30020 I	5/8"	1/8"	11/16"	7"	6 Ea
T30021 O	5/8"	1/8"	11/16"	7"	6 Ea

OFFSET YARNING IRON



Item No	Trade Size	Thick	Blade Width	Length	Std. Pkg
T30027	5/8"	1/8"	3/4"	12"	6 Ea

WIDE CURVED OFFSET IRON (INSIDE AND OUTSIDE)



Item No	Trade Size	Thick	Blade Width	Length	Std. Pkg
T30022 I	5/8"	1/8"	15/16"	7"	6 Ea
T30023 O	5/8"	1/8"	15/16"	7"	6 Ea

SPRING YARNING IRONS



Item No	Trade Size	Thick	Blade Width	Length	Std. Pkg
T30033	5/8"	1/8"	3/4"	10"	6 Ea
T30034	5/8"	1/8"	3/4"	14"	6 Ea
T30036	5/8"	1/8"	3/4"	18"	6 Ea

WATER MAIN IRON



Item No	Trade Size	Thick	Blade Width	Length	Std. Pkg
T30045	7/8"	3/8"	15/16"	8-1/2"	6 Ea



GENE RICH & COMPANY

VOLUME AIR PUMP



- MaxAir - High Volume Floor Air Pump
- Pressure up gas lines for testing
- Rated 70 P.S.I.
- Large 1 3/4" diameter steel barrel delivers 50 psi/stroke "provides more air, with less effort"
- Quality constructed with big gripping handle
- Stronger, more durable base
- Top performance leather piston for long life
- Positive seal, quick release thumb lock connector
- 22" hose.

Item No	Description	Std. Pkg
6021	Heavy Duty Air Pump, 70 psi	12 Ea

AIR PUMP WITH GAUGE



- Viaggio - Performance Air Pump
- Rated 160 P.S.I.
- Accurate and easy to read 2" pressure gauge
- 32 mm steel barrel welded into the steel base
- Rubberized plastic pad embedded in base for added traction
- Convertible thumb lock connector for Schrader valves and high performance Presta valves
- Handle groove holds hose when not in use
- Carded for hang-up display



Item No	Description	Std. Pkg
6022	Air Pump with gauge, 160 psi	12 Ea

KNOCK OUT TEST CAP



- For use with plastic waste and drain pipe
- White plastic
- Disposable
- Full cartons only

Item No	Size	Std. Pkg
920	1-1/2"	100 Ea
921	2"	100 Ea
922	3"	100 Ea
923	4"	100 Ea

RUBBER TEST CAPS



- Solid neoprene rubber cap
- Meets ASTM C564
- For capping plastic and cast iron pipe during testing
- Stainless steel clamp
- 5/16" slotted hex screw
- Tighten the clamp with a screwdriver or a No-Hub Torque wrench (#T1194-TW, see pg 116)

Item No	Size	Std. Pkg
951	1-1/2"	25 Ea
952	2"	25 Ea
953	3"	25 Ea
954	4"	25 Ea



- Maximum 10 psi
- For testing cast iron soil pipe drainage systems

Size	Complete Test Plug	Replacement Gasket Only	Std. Pkg
2"	905	R52	1 Ea
3"	906	R53	1 Ea
4"	907	R54	1 Ea
5"	908	R55	1 Ea
6"	909	R56	1 Ea
8"	910	R58	1 Ea
10"	Special Order	R60	1 Ea

CAST IRON WINGNUT TEST PLUG



Item No	Size	Std. Pkg
6049	1-1/4"	1 Ea
6058	1-1/2"	1 Ea

- For copper tubing
- Easy grip wingnut expands the rubber gasket
- Steel washers

ECONOMY TEST PLUG FOR COPPER TUBE



Item No	Size	Std. Pkg
6059	1-1/2"	12 Ea
6068	2"	12 Ea
6069	3"	12 Ea
6084	4"	12 Ea
6086	6"	12 Ea

- For cast iron and plastic pipe
- Molded rubber gasket
- Galvanized steel flanges

ECONOMY TEST PLUG



- Provides a water or airtight seal for testing, plating or sealing
- Neoprene rubber offers good resistance to ozone and most chemicals
- Stainless steel hardware
- For use from -50°F to 250°F

Item No	O.D. Size	Std. Pkg
6087S	5/8"	1 Ea
6088S	3/4"	1 Ea
6088AS	7/8"	1 Ea

SNAP-TITE TEST PLUG



- Provides a water or airtight seal for testing, plating or sealing
- Stainless steel hardware
- Solid brass T-handle
- Neoprene rubber offers good resistance to ozone and most chemicals
- For use from -50°F to 250°F

Item No	O.D. Size	Std. Pkg
6089T	1"	1 Ea
6090T	1-1/4"	1 Ea
6091T	1-1/2"	1 Ea
6092T	2"	1 Ea

T-TYPE TEST PLUG





GENE RICH & COMPANY

PNEUMATIC RUBBER TEST PLUG



- Use with cast iron, PVC, ABS, copper and concrete pipe
- Chain and ring supplied with plugs smaller than 8"
- 8" and larger plugs supplied with a removeable eye bolt
- Cherne™ brand - Made in U.S.A.

Item No	Size	Std. Pkg
R-1.5	1-1/2"	1 Ea
R-2	2"	1 Ea
R-3	3"	1 Ea
R-4	4"	1 Ea

Item No	Size	Std. Pkg
R-6	6"	1 Ea
R-8	8"	1 Ea
R-10	10"	1 Ea
R-12	12"	1 Ea

CLOG BUSTER DRAIN FLUSHERS



- Cherne™ Clog Buster
- Unclogs sink, bathtub, shower, washing machine and waste lines
- **It's non-toxic:** No chemicals to harm you or the environment
- **It's fast:** Just attach to a hose, place in the drain and turn on the water
- **It's economical:** Eliminates the need for a plunger, and it's reusable!
- Uses cold water under pressure to clear drains quickly and safely

Item No	Size	Std. Pkg
R-16	1.5" - 3"	1 Ea
R-17	4" - 6"	1 Ea

AUGER



- Hand operated auger, for breaking up clogged lines
- 1/4" diameter, high tensile spring wire
- Metal canister, houses the wire when not in use
- Contoured grip & large knob for less fatigue during operation

Item No	Description	Std. Pkg
1161	1/4" x 25 Ft. Auger	1 Ea

TOOLS: PRESSURE TESTING

SPOT PLUNGER



- Black rubber
- 3 1/2" outside diameter, 2 1/2" inside diameter
- Designed for commercial drinking fountains
- Ideal for kitchen and lavatory drains

Item No	Std. Pkg
A170	1 Ea

HYDRO-THRUST PLUNGER



- Heavy Duty
- Black rubber
- Folding skirt
- 19" yellow painted wooden handle

Item No	Std. Pkg
A179	12 Ea

RED RUBBER PLUNGER



- Red rubber
- Household type
- 18" wood handle
- For toilets and drains

Item No	Size	Std. Pkg
A176	5"	12 Ea
A178	6"	12 Ea

BIG BELL FORCE CUP



- Heavy Duty ball type
- Black rubber
- Extra large volume
- 19" yellow painted wooden handle

Item No	Std. Pkg
A180	4 Ea



U-TUBE MANOMETERS



#T1512D

- Measures positive, negative and differential pressures
- All models are suitable for total pressures to 100 psi - for determining velocity and static pressures, leakage, fan and blower efficiency, filter resistance and gas pressures.
- Columns are .375" O.D. flexible & shatter-proof clear butyrate tubing
- Scales are high impact polystyrene plastic, to hold columns in perfect alignment.
- Minor Divisions of 1/10 inch water column are silkscreened in jet black on a stark white scale for positive definition. Easy to read, even at a distance, they are acrylic coated for permanence.
- Magnetic clips for mounting to any vertical steel surface
- Clamp bar to insure against U-tube slipping
- "WM" models for use with water or mercury and are furnished with one 3/4 oz bottle of fluorescent green color concentrate with special wetting agent. (Mercury is sold separately.)
- "D" models for use with red gage oil and are furnished with one 3/4 oz bottle of oil. Gage oil is intended for use in more extreme temperatures and is less susceptible to evaporation/freezing.



#T1612WM

T1500 series standard accessories:

- Two plastic carrying plugs
- Two flexible plastic tubing connectors (for attachment of 3/16" rubber or plastic tubing)

T1600 series standard accessories:

- Over-Pressure Safety Trap
- Two 1/8" pipe thread to tube adaptors
- Two 3 foot lengths of Tygon plastic tubing
- Optional shutoff valves sold separately

Item No	Size	Water or Mercury	Gauge Oil	Safety Trap	Std. Pkg
T1512D	12"		•		1 Ea
T1512WM	12"	•			1 Ea
T1612D	12"		•	•	1 Ea
T1612WM	12"	•		•	1 Ea
T1624D	24"		•	•	1 Ea

Use a T1600 series Manometer for applications that require IP thread connections previously serviced with Mercury Columns



#1651



#T1656



#T1653

3-Way Vent Valve Positions are:

- 1) Line: Gage connected to pressure source
- 2) Off: Gage & source connection closed
- 3) Vent: Gage vented to atmosphere and pressure source connection closed

U-TUBE ACCESSORIES

Item No	Description	Std. Pkg
T1008	8 oz. Bottle of Mercury	1 Ea
1651	1/8" npt Brass Valve	1 Ea
T1653	3-Way Vent Valve 1/8" npt-1/4 tube	1 Ea
T1656	1/8" npt Bushing, Gage Connector	1 Ea
T1664	BR Comp Ftg, 1/8" npt - 1/4" tube	1 Ea
T1679	1/8" npt - 3/16" rubber hose adaptor	1 Ea
T1691	Red Gage Oil, 3/4 oz. bottle	1 Ea
T1696	Green dye concentrate, 3/4 oz bottle	1 Ea



#T1679



#T1664



#T1008



#T1691



#T1696



LOW PRESSURE GAS TEST GAUGE



**PROTECTIVE
STYROFOAM
STORAGE CASE**

**INCLUDED WITH EVERY
LOW PRESSURE GAUGE**

- **1A Classification**
Synonymous with Grade A1, Grade 1A & Class 1A
- **Factory calibrated** to an accuracy of $\pm 1\%$ over the entire span of the scale
- **Phosphor Bronze Diaphragm** mechanism
- Black painted **Steel Case** with **Plastic Lens**
- **4" Dial face**
- **Dual Scale:** Inner - Inches of Mercury
Outer - PSI (**1/10th Lb increments**)
- Independent **Set Pointer** needle, to manually mark reading and easily observe pressure changes
- Bottom **1/4" NPT Brass** connection
- **Orifice Restrictor** helps reduce damage from pressure shock and momentary pressure pulses
- **Styrofoam Storage Case** included.
Protects gauge, hex body & valve even after assembly. Can also be cut to allow a pipe nipple to remain attached.
- **Hex Body** and **Air Valve** are included
- Intended for use with nitrogen or air.
Do not use with gases incompatible with copper-based compounds. Do not use with any liquid.
- Meets **City of Houston** Code Word 94-108; Section 1204.3.2; Revised January 19, 2001
- Meets **City of Dallas** IRC Amendments section G2416.4 (§FG406.4); Revised January 2002
- **Certificate of Calibration** provided with certified gauges
- Recalibration services are available.

TOOLS: PRESSURE TESTING



Item No	Description	Std. Pkg
T1800	0-6# and 0-15# Gauge Combo Kit w/Deluxe Case	1 Kit
T1800C	Certified 0-6# and 0-15# Gauge Combo Kit w/Deluxe Case	1 Kit
T1801	Deluxe Case Only, foam custom cut for two gauges	1 Ea



Item No	Scale Max	Dial Size	Certification Included	Std. Pkg
T1805	6 PSI / 12" Hg	4"	No	1 EA
T1805C	6 PSI / 12" Hg	4"	Yes	1 Ea
T1810	15 PSI / 30" Hg	4"	No	1 EA
T1810C	15 PSI / 30" Hg	4"	Yes	1 Ea



- Helps protect gas pressure gauges from sudden pressure surges.
- Brass construction • 1/4" threads

Item No	Description	Std. Pkg
T1843	1/4 mpt x 1/4 fpt Snubber	12 Ea

SNUBBER



- Acrylic window
- 1/4" MNPT connection
- Black painted steel case & ring snap
- Copper alloy bourdon tube and movement
- Easy to read white aluminum dial
- Accuracy $\pm 3/2/3\%$ of span

GAS PRESSURE GAUGE

MADE IN U.S.A.

Item No	Dial Dia.	Max PSI	Std. Pkg
T1820	2"	30	1 Ea
T1822	2"	60	1 Ea
T1824	2"	100	1 Ea
T1824A	2"	200	1 Ea
T1825	2"	300	1 Ea
T1826	3-1/2"	30	1 Ea
T1828	3-1/2"	60	1 Ea
T1830	4"	100	1 Ea
T1834	4"	200	1 Ea
T1836	4"	300	1 Ea

IMPORTED

Item No	Dial Dia.	Max PSI	Std. Pkg
T1820IMP	2"	30	1 Ea
T1822IMP	2"	60	1 Ea
T1824IMP	2"	100	1 Ea

- Individually boxed



- Acrylic window
- 1/4" MNPT connection
- Black painted steel case & ring snap
- Copper alloy bourdon tube and movement
- Includes one 1/8" air valve and one 1/8" x 1/4" x 3/4" hex body
- Easy to read white aluminum dial
- Accuracy $\pm 3/2/3\%$ of span

MADE IN U.S.A.

Item No	Dial Dia.	Max PSI	Std. Pkg
T1838	2"	30	1 Ea
T1840	2"	60	1 Ea
T1842	2"	100	1 Ea

IMPORTED

Item No	Dial Dia.	Max PSI	Std. Pkg
T1838IMP	2"	30	1 Ea
T1840IMP	2"	60	1 Ea
T1842IMP	2"	100	1 Ea

GAS PRESSURE GAUGE w/HEX BODY & AIR VALVE



Item No	Dial Dia.	Max PSI	Bell Size	Std. Pkg
T1838A	2"	30	3/4"	1 Ea
T1838B	2"	30	1"	1 Ea
T1840A	2"	60	3/4"	1 Ea
T1840B	2"	60	1"	1 Ea
T1842A	2"	100	3/4"	1 Ea
T1842B	2"	100	1"	1 Ea

- Acrylic window
- White aluminum dial
- 1/4" MNPT connection
- Accuracy $\pm 3/2/3\%$ of span
- Black painted steel case
- Copper alloy bourdon tube
- Includes one 1/8" air valve and one heavy cast bell reducer

GAS PRESSURE GAUGE w/BELL REDUCER & VALVE





GENE RICH & COMPANY

WATER PRESSURE GAUGE



- Black painted steel case
- Accuracy $\pm 3/2/3\%$ of span
- Acrylic window
- Easy to read white aluminum dial
- Copper alloy bourdon tube and movement
- 3/4" FHT brass hose connection and rubber washer
- Copper alloy bourdon tube and movement

Item No	Dial Dia.	Max PSI	U.S.A.	Std. Pkg
T1848	2"	300	•	1 Ea
T1848A	2"	100	•	1 Ea
T1848IMP	2-1/2"	300		1 Ea
T1848-IO	1/4" F x 3/4" FHT Brass Fittings			1 Ea

HEX BODY FOR GAS TEST GAUGES



- Steel body with polished chrome finish
- 1/8" fnpt connection for air valve
- 1/4" fnpt connection for pressure gauge
- 3/4" fnpt connection for pressure source

Item No	Description	Std. Pkg
T1844	1/8" x 1/4" x 3/4" Hex Body	1 Ea

BELL REDUCER WITH AIR VALVE



- Provides a connection for a test gauge
- Heavy cast iron body
- 1/8" air valve & cap included

Item No	Description	Std. Pkg
T1845A	3/4" x 1/4" BR Bell Reducer w/Air Valve	1 Ea
T1845B	1" x 1/4" BR Bell Reducer w/Air Valve	1 Ea

AIR VALVES



#T1846

#T1846IMP

- Used for reciprocating and submersible pumps to admit air to a system.
- Used as an inlet for low pressure testing and many other uses.
- Light spring (Sniffer valve)

Item No	Description	Std. Pkg
T1846	1/8" mnpt, Long Schrader Air Valve	10 Ea
T1846IMP	1/8" mnpt, Short Economy Air Valve	50 Ea

PIGTAIL STEAM SIPHON



#T1850

#T1852

- Schedule 40, Carbon Steel #A53
- Used to protect pressure gauge from temperatures above 150°F
- Allows the hot medium to cool before entering the pressure gauge
- In most instances an isolating valve is located below the pressure gauge and siphon to ensure that the medium in the siphon stays cool.

Item No	Description	Std. Pkg
T1850	Straight, 1/4" iron Siphon	1 Ea
T1852	Angled, 1/4" iron Siphon	1 Ea

GENE RICH & COMPANY



- Easy to read black on white scale
- Dual Scale: 40° F to 280° F
5° C to 135° C
- Probe extends 1³/₈" beyond the 1/2" threads

THERMOMETERS



Item No	Description	Std. Pkg
1422	Straight Steel Thermometer	1 Ea
1423	Straight Brass Thermometer	1 Ea
1424	Angled Steel Thermometer	1 Ea
1425X	Angled Brass Thermometer	1 Ea



#J-7200

FEATURES

- Rugged snap-action contacts
- Adjustable heat anticipator
- Bi-Metal thermometer
- Temperature Range: 50-90°F(10-32°C)
- Heat/Cool model includes switching subbase
- Heat/Cool model compatible with Electric Heat systems
- Classic White color



#J-7202



#J-7300

SPECIFICATIONS

- Anticipation Rating, Heating... Adjustable from 0.15 to 1.2 Amps
- Anticipation Rating, Cooling... Fixed
- Differential, Heating 2°F (1.1°C)
- Differential, Cooling 4°F (2.2°C)
- Dimensions 3³/₄" H x 2⁷/₈" W x 1¹/₂" D
- Dimensions, Switching Models 3³/₄" H x 3¹/₈" W x 1⁵/₈" D
- Electrical Rating mV to 30V, 50/60 Hz or DC
- Optional Wallplate 5¹/₈" H x 5" W



#J-7301

Item No	Typical Application	System Switch	Fan Switch	Color	Anticipation Heat/Cool	Wall Plate	Packed	Std. Pkg
J-7200	Heat Only	None	None	White	Adjustable	Yes	Carded	10 Ea
J-7202	Heat Only	None	None	White	Adjustable	Yes	Boxed	10 Ea
J-7300	Heat/Cool	Heat-Off-Cool	Auto-On	White	Adj / Fixed	Yes	Carded	10 Ea
J-7301	Heat/Cool	Heat-Off-Cool	Auto-On	White	Adj / Fixed	Yes	Boxed	10 Ea
J-7356	Cool Only	None	None	White	Fixed	No	Boxed	10 Ea

JADE/EMERSON STYLE THERMOSTATS



#J-7203

- Older Jade Style Thermostats
- While supplies last
- Individually boxed



#J-7206

Item No	Typical Application	System Switch	Fan Switch	Color	Anticipation Heat/Cool	Wall Plate	Packed	Std. Pkg
J-7203	Heat Only	None	None	White	Adjustable	No	Boxed	1 Ea
J-7206	Heat Only	None	None	Brown	Adjustable	No	Boxed	1 Ea
J-7351	Heat / Cool	Heat-Off-Cool	Auto-On	Beige	Adj / Fixed	No	Boxed	1 Ea



#J-7351

ELECTRICAL



GENE RICH & COMPANY

HORIZONTAL THERMOSTAT WITH MERCURY CELL SWITCH

by WHITE-RODGERS



#J-7250

FEATURES

- Sealed mercury cells provide long life by protecting against dirt and moisture
- Heating and/or cooling anticipators provide narrow differential control of room temperature

SPECIFICATIONS

- Anticipation, Heating Adjustable from 0.15 to 1.0 Amps
- Anticipation, Cooling Fixed
- Differential, Heating 1°F
- Differential, Cooling 1.5°F
- Dimensions 2³/₄" H x 4¹/₂" W x 1¹/₂" D
- Electrical Rating 30VAC maximum, NEC Class II

Item No	Typical Application	System Switch	Fan Switch	Color	Anticipation Heat/Cool	Range	Shape	Packed	Std. Pkg
J-7250	Heat Only	None	None	Beige	Adjustable	50 - 90°F	Horizontal	Boxed	10 Ea

LINE VOLTAGE WALL THERMOSTAT

by WHITE-RODGERS

Electric Heat Thermostat used for Controlling Baseboards, Cable Heat, Glass Panels, etc.



#J-7553

#J-7552 available for a limited time only

FEATURES

- Universal single-pole / double pole replacement (#J-7553 only)
- "OFF" position mechanically breaks both sides of line
- Compatible with most electric strip heaters and line voltage baseboard heating systems

SPECIFICATIONS

- Dimensions 4¹/₂" H x 2³/₄" W x 1¹/₄" D
- Agency U.L. listed and C.S.A. Certified
- Replaces Honeywell T498A/B Series

Item No	Range	Color	Application	Differential	Switch Action	Resistive (Non-Inductive)	Packed	Std. Pkg
J-7552	40 - 85°F	Beige	Single pole	1.0°F	Open on Rise	22.0A, 120 VAC (2500W) 22.0A, 240 VAC (5000W)	Boxed	1 Ea
J-7553	40 - 85°F	White	Single/double pole	1.0°F	Open on Rise	22.0A, 120 VAC (2500W) 22.0A, 240 VAC (5000W)	Carded	1 Ea

UNIVERSAL THERMOSTAT GUARD

by WHITE-RODGERS



- For use in offices, churches, restaurants, schools and other public areas to prevent adjustment of temperature by unauthorized personnel
- Clear plastic ring and housing
- Beige plastic backplate
- Can be mounted horizontally or vertically

Item No	Description	Horizontal (Ring) Inside Dimensions			Horizontal (Solid) Inside Dimensions			Std. Pkg
		Length	Height	Depth	Length	Height	Depth	
J-7702	Clear plastic	6-3/8"	3-1/2"	3-1/4"	6-3/8"	3-1/2"	3"	1 Ea

ELECTRICAL



THERMOCOUPLES

by WHITE-RODGERS

FEATURES

- Stainless steel element provides a prolonged thermocouple life
- Maximum temperature rating: 1450°F
- Universal adapter fittings are included with each kit for replacing thermocouples in most types of pilot burners
- Each kit is individually carded
- Easy installation instructions included



Item No	Size	Std. Pkg
J-1151	18" Thermocouple	10 Ea
J-1152	24" Thermocouple	10 Ea
J-1153	30" Thermocouple	10 Ea
J-1154	36" Thermocouple	10 Ea
J-1155	48" Thermocouple	10 Ea

750 MILLIVOLT POWER GENERATOR

by WHITE-RODGERS

FEATURES

- Provides power for 750 Millivolt Self-Generation Control Systems
- For replacement of similar screw-in type generators now in field
- Fiberglass cable leads
- Includes adaptor for White-Rodgers' PG9 series of pilot generators



Item No	Description	Std. Pkg
J-3101	750mv Universal Power Generator	10 Ea

- Open coil element is for Speedomatic type heaters
Extra length for longer life, S.S. rod and 0.045 nichrome wire
- Screw-in elements fit Kelvinator, Montgomery Ward, Norge, Intertherm, Rheem, Rudd, Westinghouse.
- Flanged immersion elements feature four bolt holes with 2 1/2" diagonal centers, complete with gaskets.

Item No	Description	WATTS	VOLTS	Std. Pkg
1800	Open Coil	1000	120	1 Ea
1805	Screw-In	1500	120	1 Ea
1808	Screw-In	4500	240	1 Ea
1814	Flat Flange Immersion	1500	120	1 Ea
1816	Flat Flange Immersion	4500	240	1 Ea
1818	Universal Flange Immersion	1500	120	1 Ea
1820	Universal Flange Immersion	4500	240	1 Ea
6190	3" Water Heater Element Wrench			1 Ea

HEATER ELEMENTS

#1800

#1805

#1808

#1814

#1816

#1818

#1820



#6190
see pg 122



GENE RICH & COMPANY

FLASHLIGHT BULBS



- For 2 Cell D Size Flashlights
- 2.4 Volt, 0.5 Amp
- Metal flanged base
- Pretested
- Uses less power than Krypton bulbs (for longer battery life)

Item No	Description	Std. Pkg
PR2-2	Bulb for Flashlights w/2 D cells	1 Pr

LANTERN BULBS



- For 6 Volt Lanterns
- 4.75 Volt, 0.5 Amp, 2.37 Watt
- Metal flanged base
- Pretested
- Uses less power than Krypton bulbs (for longer battery life)

Item No	Description	Std. Pkg
PR13-2	Bulb for 6V Lanterns	1 Pr

KRYPTON FLASHLIGHT BULBS



- For 2 Cell D Size Flashlights
- Brighter & Whiter than standard bulbs
- Metal flanged base
- Pretested
- Carded for hang-up display

Item No	Description	Std. Pkg
K2-2	Krypton Bulb for Flashlights w/2 D cells	1 Pr

KRYPTON LANTERN BULBS



- For 6 Volt Lanterns
- Brighter & Whiter than standard bulbs
- Metal flanged base
- Pretested
- Carded for hang-up display

Item No	Description	Std. Pkg
K13-2	Krypton Bulb for 6V Lanterns	1 Pr

INDUSTRIAL VALUE FLASHLIGHTS



#IV2D
(Old #H22)

#IV2DM
(Old #H22M)

- Requires two D cell batteries (sold separately)
- Includes PR2 bulb with average 15 hour life
- Can also use #K2 krypton replacement bulbs
- Heavy duty polyethylene body & lens ring
- Easy Slide switch
- Length: 7.68 in; 195mm
- Head Diameter: 2.39 in; 71mm
- Body Diameter: 1.66 in; 42mm
- Weight (without batteries): 3.5 oz (H22) and 5.0 oz. (H22M)
- Lanyard for hanging or wrist strap
- Strong magnet for positioning and storage (#H22M only)
- Individually boxed
- Beam Brightness: 2750 peak beam candlepower
- Run Time: 4.0 hours with Rayovac Heavy Duty D cells or 20.5 hours with Rayovac Alkaline D cells

Item No	Description	Std. Pkg
IV2D	Economy Industrial 2 D Flashlight	1 Ea
IV2DM	Economy Industrial 2 D Flashlight w/Magnet	1 Ea

ELECTRICAL



- Requires two D cell batteries (sold separately)
- Includes K2 Krypton bulb (2.4V, 0.70A) with average 15 hour life
- Can also use #PR2 standard replacement bulbs
- Heavy duty polypropylene body & lens ring
- Easy Slide switch, nylon, with detents
- Length: 7.27 in; 185mm (IN2-K) and 7.68 in; 195mm (IN2-KML)
- Head Diameter: 2.32 in; 59mm
- Body Diameter: 1.61 in; 41mm
- Weight (without batteries): 3.1 oz (IN2-K) and 5.2 oz. (IN2-KML)
- Powerful magnet for positioning and storage (#IN2-KML only)
- Beam Brightness: 2000 (K2), 985 (PR2) peak beam candlepower
- Run Time: 1.7 hrs (K2), 4 hrs (PR2) with ROV Heavy Duty D cells or 11.5 hrs (K2), 20.5 hrs (PR2) with ROV Alkaline D cells
- Contoured body for secure and comfortable grip
- Barrier wall between batteries and bulb for maximum durability
- Spring mounted bulb for shock resistance
- Receptacle for spare bulb inside head
- Withstands seven foot drop tests
- Weatherproof construction
- 100,000 cycle switch life

INDUSTRIAL FLASHLIGHTS



#IN2-K

#IN2-KML

Item No	Description	Std. Pkg
IN2-K	Industrial 2 D Krypton Flashlight	1 Ea
IN2-KML	Industrial 2 D Krypton Flashlight w/Magnet	1 Ea

- Requires two AA cell batteries (included)
- Includes Bi-pin, 2.6 V, 0.30 A bulb with average 12 hour life
- ABS body & heavy duty polypropylene lens ring
- Easy Slide ABS switch
- Length: 4.32 in; 110mm • Weight: 1.6 oz (without batteries)
- Head Diameter: 1.55 in; 39mm
- Body Diameter: 1.61 in; 41mm
- Beam Brightness: 167 peak beam candlepower
- Run Time: 1.8 hours with Rayovac Heavy Duty AA cells or 7.7 hours with Rayovac Alkaline AA cells
- **Head swivels 90° and rotates 360° for precise aim**
- Sturdy pocket clip for carrying and positioning
- Compact size for pocket or purse
- Withstands five foot drop tests • Weatherproof construction

INDUSTRIAL SWIVEL-LITE



Item No	Description	Std. Pkg
ILJ2AA-B	Industrial Swivel-Lite, w/2 AA Batteries	1 Ea

- Requires two AAA cell batteries (included)
- 2.2 V, 0.25 A bulb with average 5 hour life
- Push button switch • Aluminum body
- Length: 5.5 in; 140mm • Weight: 0.9 oz (without batteries)
- Body Diameter: 0.48 in; 12mm
- Run Time: 30 minutes with Rayovac Heavy Duty AAA cells or 3 hours with Rayovac Alkaline AAA cells
- Stainless steel pocket clip
- Withstands three foot drop tests

PENLIGHT



Item No	Description	Std. Pkg
V2AAA-B	Pen Light with Batteries	1 Ea



GENE RICH & COMPANY

INDUSTRIAL FLOATING 6V KRYPTON LANTERN



- Requires one 6V spring terminal lantern battery or 4 D cells in supplied adapter (batteries sold separately)
- Includes K13 krypton bulb with average 20 hour life
- Can also use #PR13 standard replacement bulbs
- ABS body & lens ring
- Push button switch
- Length: 7.440 in; 189mm • Height: 5.779 in; 146.8mm
- Weight (without batteries): 15.3 oz
- Beam Brightness: 4187 peak beam candlepower
- Run Time: 4.5 hours with Rayovac 6V 944 HD lantern battery
11 hours with Rayovac alkaline D cells
- Pivoting stand with non-slip rubber pads
- Large handle opening to accommodate a gloved hand
- Withstands five foot drop tests
- Weatherproof construction

Item No	Description	Std. Pkg
KFL	Krypton "Beacon" Lantern	6 Ea

FLOATING 6 VOLT LANTERN



- Requires one 6V spring terminal lantern battery (sold separately)
- Includes PR13 bulb with average 30 hour life
- Can also use #K13 krypton replacement bulbs
- Polyethylene body & lens ring
- Push button switch
- Length: 6.92 in; 176mm • Height: 5.35 in; 136mm
- Head Diameter: 3.87 in; 98mm
- Weight (without batteries): 6.48 oz
- Beam Brightness: 7325 peak beam candlepower
- Run Time: 10 hours with Rayovac 6V 944 HD lantern battery
- Floats in water
- Large handle opening to accommodate a gloved hand
- Withstands three foot drop tests
- Weatherproof construction

Item No	Description	Std. Pkg
L295B	"Beacon" Lantern	12 Ea

2D CELL WORKHORSE



- Requires two D cells, alkaline or heavy duty batteries (sold separately)
- Includes K2 krypton bulb with average 15 hour life
- Can also use #PR2 standard replacement bulbs
- Polypropylene body; synthetic rubber lens ring
- Easy slide switch
- Length: 7.33 in; 186mm
- Head Diameter: 2.38 in; 61mm
- Weight (without batteries): 3.4 oz
- Beam Brightness: 5175 peak beam candlepower
- Run Time: 1 hr 40 minutes with Rayovac heavy duty D cells
11.5 hours with Rayovac alkaline D cells
- Rubber lens for added durability
- Withstands three foot drop tests

Item No	Description	Std. Pkg
WH2	2 D cell Workhorse Flashlight	12 Ea

ELECTRICAL



- 6 Volt with spring terminals
- Carbon Zinc - (No mercury added formulation)
- Meets EPA requirements for landfill disposal
- Heavy Duty has up to 20% longer life than General Purpose (Results will vary depending on the application)

Item No	Description	Std. Pkg
944	6 V. Heavy Duty Lantern Battery	6 Ea
GP6V	6 V. General Purpose Lantern Battery	12 Ea

6 VOLT LANTERN BATTERY



#944

#GP6V

RAYOVAC BATTERIES

- Industrial shrink wrapped multi-packs
- No mercury added formulations
- Meets EPA requirements for landfill disposal

Size	Heavy Duty (Carbon Zinc)	Alkaline	Std. Pkg
9 Volt	#HD9V	#AL9V	6 Ea
AA	#HDAA	#ALAA	8 Ea
AAA	-	#ALAAA	8 Ea
C	#HDC	#ALC	6 Ea
D	#HDD	#ALD	6 Ea

ALKALINE



HEAVY DUTY



- Orange
- 14/3 SJTW
- Approved under OSHA standards for Outdoor/Indoor use
- Heavy Duty 15A-125V-1875W
- UL listed

Item No	Gauge/Prongs	Length	Std. Pkg
1710	14/3 SJTW	25 Ft.	1 Ea
1715	14/3 SJTW	50 Ft.	1 Ea
1720	14/3 SJTW	100 Ft.	1 Ea



OUTDOOR EXTENSION CORD

- Orange
- 18/3 SJTW-A
- Metal bulb guard
- Approved under OSHA standards for Outdoor/Indoor use
- 10A-125V-1250W
- Grounded Outlet
- 75 Watt Max. Bulb

Item No	Gauge/Prongs	Length	Feature	Std. Pkg
1725	18/3 SJTW	25 Ft.	Light Socket w/Guard	1 Ea
1730	18/3 SJTW	50 Ft.	Light Socket w/Guard	1 Ea



PORTABLE HAND LAMP

- 16 Gauge
- 13 amp max
- 3 conductor wire
- Flat SPT-2 type
- 13A-125V
- UL listed

Item No	Description	Std. Pkg
1746A	6 Ft. Disposal Cord	1 Ea

GARBAGE DISPOSAL CORD





GENE RICH & COMPANY

RUBBER O RINGS



Packed 100 Rings Per Box

Item No	Description			Manufacturers Usage	Std. Pkg
	O.D.	I.D.	Thick		
R72A	5/8"	31/64"	1/16"	Moen, Delta	100 Ea
R73A	11/16"	1/2"	3/32"	Moen, Eljer, Dishmaster, Sayco	100 Ea
R74A	7/16"	5/16"	1/16"	Central Brass	100 Ea
R75A	1"	3/4"	1/8"	Crane P.U. Waste, Milwaukee	100 Ea
R76A	3/8"	1/4"	1/16"	Acme Brass, Crane, Kohler	100 Ea
R77A	5/8"	7/16"	3/32"	Central, Salter, Indiana Brass	100 Ea
R78A	3/4"	9/16"	3/32"	Price-Pfister, Schaible, Mullins	100 Ea
R79A	7/8"	11/16"	3/32"	Mullins, Briggs, Schaible, Kohler	100 Ea
R80A	9/16"	3/8"	3/32"	Sterling, Repcal, Price-Pfister	100 Ea
R81A	13/16"	5/8"	3/32"	Price-Pfister, Arrowhead, Am.Std.	100 Ea
R82A	15/16"	3/4"	3/32"	Union, Repcal, Am. Std., Sears	100 Ea
R83A	1 1/16"	13/16"	1/8"	Moen, Eljer, Gyro, Wards	100 Ea
R84A	1 1/16"	7/8"	3/32"	Mullins, Schaible, Repcal	100 Ea
R85A	45/64"	27/64"	9/64"	Crane Stems	100 Ea
R86A	1 1/8"	7/8"	1/8"	Harcraft, Repcal, Crane	100 Ea
R87A	1/2"	3/8"	1/16"	Universal-Rundle, Crane, Eljer	100 Ea
R88A	1 3/8"	1 1/8"	1/8"	Moen	100 Ea
R89A	7/8"	3/4"	1/16"	Kohler	100 Ea
R91A	1 1/2"	1 5/16"	3/32"	Delta	100 Ea
R92A	1 3/16"	1 1/16"	1/16"	Schaible, American Standard	100 Ea
R93A	1 3/16"	1"	3/32"	Alamark	100 Ea
R94A	5/8"	1/2"	1/16"	American Standard Aqua-Seal	100 Ea
R95A	1 1/16"	15/16"	1/16"	Kohler	100 Ea
R96A	37/64"	19/64"	9/64"	Eljer Lusterline	100 Ea
R97A	1 9/16"	1 9/32"	9/64"	Moen No. 722-9A	100 Ea

150 pc RUBBER O RING ASSORTMENT

Includes:



Item No	Std. Pkg
R60AP	1 Ea

Qty	Item	I.D.	O.D.	Thick
12	R73A	1/2"	11/16"	3/32"
15	R74A	5/16"	7/16"	1/16"
9	R75A	3/4"	1"	1/8"
15	R76A	1/4"	3/8"	1/16"
12	R78A	9/16"	3/4"	3/32"
12	R79A	11/16"	7/8"	3/32"
25	R80A	3/8"	9/16"	3/32"
12	R81A	5/8"	13/16"	3/32"
12	R82A	3/4"	15/16"	3/32"
7	R83A	13/16"	1 1/16"	1/8"
7	R86A	7/8"	1 1/8"	1/8"
12	R87A	3/8"	1/2"	1/16"

O RING PICK



- Steel pick to retrieve O rings

Item No	Description	Std. Pkg
R70	O Ring Pick	12 Ea



- Brass Bibb Screws
- Packed 100 in a plastic resealable container

FAUCET BIBB SCREWS AND ASSORTMENTS

Item No	Length	Size	Description	
			Threads/ Inch	Std. Pkg
A225	#6	3/8"	32T	100 Ea
A226	#8	3/8"	32T	100 Ea
A227	#10	3/8"	32T	100 Ea
A228	#10	3/8"	24T	100 Ea
A229	#8	1/2"	32T	100 Ea
A230	#10	1/2"	32T	100 Ea
A231	#10	1/2"	24T	100 Ea
A232	200 pc Assortment - 7 sizes			1 Bx



- Molded neoprene
- Available in Flat or Beveled styles

FLAT AND BEVELED FAUCET WASHERS

	Size	O.D.	FLAT #	BEVELED #	Std. Pkg	
	00	Standard	1/2"	W230A	W230	100 Ea
	0	Small	17/32"	W231A	W231	100 Ea
	1/4"	Standard	9/16"	W232A	W232	100 Ea
	1/4"	Large	19/32"	W233A	W233	100 Ea
	3/8"	Standard	5/8"	W234A	W234	100 Ea
	3/8"	Medium	21/32"	W235A	W235	100 Ea
	3/8"	Large	11/16"	W236A	W236	100 Ea
	1/2"	Standard	3/4"	W237A	W237	50 Ea
	1/2"	Large	25/32"	W238A	W238	50 Ea
	5/8"	Standard	13/16"	W239A	W239	50 Ea
	5/8"	Large	7/8"	W240A	W240	50 Ea
	3/4"	Standard	1"	W241A	W241	50 Ea



200 PC FAUCET WASHER ASSORTMENTS

FLAT	BEVELED	FLAT AND BEVELED
<p>Includes:</p> <ul style="list-style-type: none"> 40 - 00 40 - 0 40 - 1/4" Std 30 - 1/4" L 15 - 3/8" Std 15 - 3/8" M 10 - 3/8" L 10 - 1/2" Std <p>Item No Std. Pkg W197A 1 Ea</p>	<p>Includes:</p> <ul style="list-style-type: none"> 40 - 00 40 - 0 40 - 1/4" Std 30 - 1/4" L 15 - 3/8" Std 15 - 3/8" M 10 - 3/8" L 10 - 1/2" Std <p>Item No Std. Pkg W197B 1 Ea</p>	<p>Includes:</p> <p>FLAT</p> <ul style="list-style-type: none"> 20 - 00 40 - 0 20 - 1/4" Std 20 - 1/4" L 10 - 3/8" Std 10 - 3/8" L <p>BEVELED</p> <ul style="list-style-type: none"> 20 - 00 20 - 1/4" Std 20 - 1/4" L 10 - 3/8" Std 10 - 3/8" L <p>Item No Std. Pkg W197C 1 Ea</p>



GENE RICH & COMPANY

FAUCET WASHER / BIBB SCREW ASSORTMENTS

7 WASHER / 2 BIBB SCREW PACKS



- Each pack contains:
7 Neoprene Washers in popular sizes
2 Brass Bibb Screws
- 36 packs per display carton

Item No	Description	Std. Pkg
W292A	Beveled Washer Asst - 36 Pks/Bx	1 Bx
W292AF	Flat Washer Asst - 36 Pks/Bx	1 Bx

20 WASHER / 4 BIBB SCREW PACKS



- Each pack contains:
20 Neoprene Washers in popular sizes
4 Brass Bibb Screws
- 24 packs per display carton

Item No	Description	Std. Pkg
W292B	Beveled Washer Asst - 24 Pks/Bx	1 Bx
W292BF	Flat Washer Asst - 24 Pks/Bx	1 Bx

BRASS FAUCET WASHER RETAINER CUPS



- Full cartons only

Item No	Size	Fits Washer O.D.	Std. Pkg
W250	00 Standard	1/2"	50 Ea
W251	0 (1/4") Small	17/32"	50 Ea
W252	1/4" Standard	9/16"	50 Ea
W253	1/4" Large	19/32"	50 Ea
W254	3/8" Standard	5/8"	50 Ea
W255	3/8" Medium	21/32"	50 Ea
W256	3/8" Large	11/16"	50 Ea
W257	1/2" Standard	3/4"	50 Ea
W258	1/2" Large	25/32"	50 Ea
W259	Assortment		1 Bx

SQUARE STYLE SPOUT AND STEM WASHERS



- Laminated layers of cloth and rubber
- 100 Pack of assorted sizes

O.D.	I.D.	Thick
43/64"	13/32"	3/16"
5/8"	13/32"	3/8"
3/4"	13/32"	5/16"
13/16"	3/8"	3/8"
7/8"	17/32"	1/4"
7/8"	7/16"	1/4"

Item No	Description	Std. Pkg
P195	Square Spout & Stem Washers	100 Ea



BASIN GASKETS

POP-UP LAVATORY MACK GASKETS

- Black Rubber
- Mack Pattern

Item No	Size	O.D.	I.D.	Std. Pkg
G10	1 1/4" Mack Pattern	2"	1 1/4"	12 Ea
G11	1 1/4" Wide Mack	2 3/8"	1 1/4"	12 Ea
G12	1 5/16" Mack Pattern	2 3/8"	1 5/16"	12 Ea
G13	1 3/8" Mack Pattern	2"	1 3/8"	12 Ea
G14	1 1/2" Mack Pattern	2 3/8"	1 7/16"	12 Ea



SINK GASKET

- Sink Gasket for Laundry Tray funnels

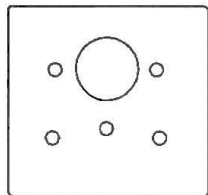
Item No	O.D.	I.D.	Thick	Std. Pkg
G60	2 15/22"	1 3/8"	3/4"	12 Ea



CLOSET SEAT HINGE GASKET

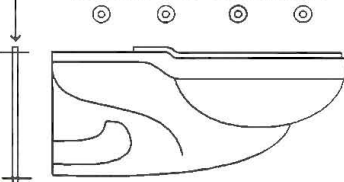
- White Rubber

Item No	O.D.	I.D.	Thick	Std. Pkg
G94	1"	7/16"	1/8"	12 Ea



#G74

DONUTS FOR ALIGNMENT



Fits most 3 and 4 bolt patterns!

AM STD* AFWALL
AM STD* INSTANTO
ELJER* SIGNATURE
GERBER*
KOHLER* KINGSTON
KOHLER* STATTON
ZURN* Z-5610

Commercial Toilet / Bidet Stabilizer Seal Pad
Seals all toilets - 4.5 GPF Thru 1.6 GPF
Round and Elongated Bowls
Square and Round Fronts
Std & To the Wall Mounts

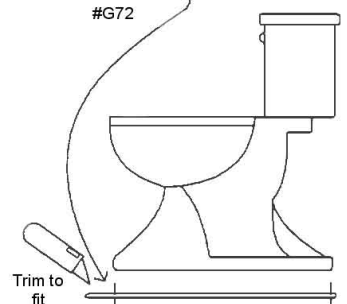
- TP Rubber construction creates a total seal!
- Self forming material eliminates wobbles and rocking
- Trim with ordinary razor blade knife
- Greatly reduces risk of cracked toilet bowls
- Protects the ceiling below from water damage
- Protects against cracked mounting flanges
- Soft white rubber

Item No	Description	Std Pkg
G72	Soft Floor Gasket 31" x 13" x 1/4"	3 Ea
G74	Soft Wall Gasket 18" x 19" x 1/4"	3 Ea

TOILET/BIDET STABILIZER SEAL GASKET



#G72



Trim to fit



GENE RICH & COMPANY

SQUARE CUT RUBBER SLIP JOINT WASHERS

- Cut Rubber
- Full cartons only



Item No	Fits Slip Nut Size	O.D.	I.D.	Thick	Std. Pkg
W309	1 1/4" x 1 1/4"	1 7/16"	1 3/16"	3/16"	100 Ea
W310	1 1/2" x 1 1/2"	1 11/16"	1 7/16"	1/8"	100 Ea
W311	1 1/2" x 1 3/8"	1 3/4"	1 3/8"	3/16"	100 Ea
W312	1 1/2" x 1 1/4"	1 11/16"	1 3/16"	3/16"	100 Ea
W313	2" x 2"	2 3/16"	1 15/16"	3/16"	100 Ea
W315	2" x 1 1/2"	2 3/16"	1 7/16"	1/8"	100 Ea

BALLCOCK SHANK WASHER



- Beveled ballcock shank washer
- Molded black rubber
- 1 3/4" O.D. x 1 5/16" I.D. x 1/2" thick

Item No	Description	Std. Pkg
W130A	Ballcock Shank Washer	25 Ea

FLUSH VALVE SHANK WASHER



- Beveled flush valve shank washer
- Molded black rubber
- 3 1/16" O.D. x 2 1/4" I.D. x 3/8" height

Item No	Description	Std. Pkg
W326	Rubber Flush Valve Shank Washer	25 Ea

SPONGE TANK-TO-BOWL GASKETS



#W328

#W329

#W330

#W330G

- Sponge rubber
- Fits between bowl and tank

Item No	Thickness	Description	Std. Pkg
W328	1 1/16"	Standard Thin Type Tank-to-Bowl Gasket	12 Ea
W329	7/8"	Standard Heavy Type Tank-to-Bowl Gasket	12 Ea
W330	1 1/4"	Double Seal / Recessed with Flush Valve Hex Nut pattern	12 Ea
W330G	1 3/16"	GerberType for older closets	12 Ea



FLANGED SPUD WASHERS

- Molded Black Rubber

Item No	Size	Use with Spud #	Std. Pkg
W363	1"	#126	12 Ea
W364	1 1/4"	#127	12 Ea
W365	1 1/2"	#129	12 Ea
W366	2"	#130	12 Ea



REDUCING SPUD WASHERS

- Molded Black Rubber

Item No	Size	Use with Spud #	Std. Pkg
W370	2" x 1 1/4"	#135	12 Ea
W371	2" x 1 1/2"	#134	12 Ea
W372	1 1/2" x 1 1/4"	#129A	12 Ea
W373	1 1/4" x 3/4"	#128	12 Ea



- Galvanized Steel Friction Rings

Item No	Size	Use with Spud #	Std. Pkg
W540	2" x 2"	#130	50 Ea
W541	2" x 1 1/2"	#134	50 Ea
W542	2" x 1 1/4"	#135	50 Ea
W543	1 1/2" x 1 1/2"	#129	50 Ea
W544	1 1/4" x 1 1/4"	#127, #128, #129A	50 Ea
W545	1" x 3/4"	#126	50 Ea

GALVANIZED CLOSET SPUD WASHERS



SINK CONNECTION WASHERS

Item No	Description	O.D.	I.D.	Thick	Std. Pkg
W381	1 1/2" Flanged PVC for Tailpiece	1 23/32"	1 5/16"		100 Ea
W383	1 1/2" Cloth Inserted Rubber	1 3/4"	1 5/16"	1/8"	100 Ea

#W381



#W383



DUO STRAINER WASHERS


- Basket Strainer Washers

Item No	Description	O.D.	I.D.	Thick	Std. Pkg
W389	Rubber Duo Strainer Washer	4 3/8"	3 1/2"	3/32"	100 Ea
W390	Plastic Duo Strainer Washer	4 3/8"	3 1/2"	1/16"	100 Ea

#W389



#W390





GENE RICH & COMPANY

BRASS FRICTION RINGS

- Meets Federal Specification MIL-W-19016 (Docks)
- For Slip Joint Nuts and Cone Washers
- Packed 100 per box
- Full cartons only



Item No	Trade Size	O.D.	I.D.	Use Washer Number
R22	1/2" x 7/16"	21/32"	29/64"	#W431, #W432, #W434
R23	1/2" x 1/2"	21/32"	33/64"	#W433, #W439
R24	3/4" x 7/16"	13/16"	15/32"	#W436
R25	3/4" x 1/2"	13/16"	17/32"	#W435, #W438
R26	1 1/4" x 1 1/4"	1 1/2"	1 17/64"	#W309
R27	1 1/2" x 1 1/4"	1 3/4"	1 17/64"	#W312
R28	1 1/2" x 1 1/2"	1 3/4"	1 33/64"	#W310
R32	3/4" x 5/8"	13/16"	11/16"	#W440
R34	1/2" x 3/8"	21/32"	25/64"	#W430, #W430T
R35	3/4" x 3/8"	13/16"	25/64"	#W441

CONE SLIP JOINT WASHERS

- Beveled (Cone) slip joint washers molded from very high quality rubber that is not affected by oil, steam, etc.
- Packed 100 per box
- Full cartons only



#W430



#W430T (Threaded)

Item No	O.D.	I.D.	Height	Friction Ring #	Usage
W430	23/32"	3/8"	3/8"	#R34	1/2" Nut, 3/8" O.D. Tube
W430T	23/32"	3/8"	3/8"	#R34	1/2" Nut, 3/8" Threaded for corrugated copper Lav supply line
W431	5/8"	3/8"	3/8"	#R22	1/2" Nut, 7/16" Tube
W432	5/8"	7/16"	7/16"	#R22	1/2" Nut, 7/16" Tube or 1/2" Tube
W433	23/32"	1/2"	1/4"	#R23	1/2" Shallow Nuts, 1/2" Tube
W434	23/32"	7/16"	1/4"	#R22	1/2" Shallow Nuts, 7/16" Tube
W435	3/4"	7/16"	5/16"	#R25	Ballcock Supply Nuts, 1/2" & 7/16" Tube
W436	27/32"	7/16"	3/8"	#R24	Upper Bath and Ballcock Supply
W437	7/8"	9/16"	13/32"	#R31	Upper Bath Supply Nuts w/beaded shoulder other than West Coast
W438	27/32"	1/2"	3/8"	#R25	Upper Bath & Ballcock Supply nuts
W439	5/8"	7/16"	5/16"	#R23	1/2" Nut, 1/2" Tube
W440	27/32"	5/8"	9/32"	#R32	Ballcock and Laundry Tray Supply for 11/16" O.D. tubing or 3/8" IPS
W441	13/16"	11/32"	3/8"	#R35	Ballcock Supply for 3/8" O.D. tubing

STEP-DOWN WASHERS

- Step down slip joint washers molded from very high quality rubber that is not affected by oil, steam, etc.
- Packed 100 per box
- Full cartons only



Item No	O.D.	I.D.	Height	Friction Ring #	Usage
W442	13/16"	3/8"	7/16"	#R34	Ballcock Supply Nuts
W443	3/4"	3/8"	3/8"	#R35	Lavatory Supply Nuts

O-RINGS, GASKETS, WASHERS



GARDEN HOSE WASHERS

- Red Rubber
- Fits 1/2", 5/8" and 3/4" hose couplings
- 250 per box • Full cartons only

Item No	Description	Std. Pkg
W375	Rubber Garden Hose Washers	250 Ea



GARDEN HOSE WASHER COUNTER DISPLAY

- Red Rubber
- Fits 1/2", 5/8" and 3/4" hose couplings
- 36 Sets of 10 washers each
- Full cartons only


Item No	Description	Std. Pkg
W376	Rubber Garden Hose Washer Bundles	1 Bx



CLOTH INSERTED C.C. BOLT WASHER

- Fits 1/4" and 5/16" closet bolts

Item No	Description	O.D.	I.D.	Thick	Std. Pkg
W379	CI Rubber Washer	1 1/16"	5/8"	1/8"	100 Ea



SPONGE RUBBER WASTE AND OVERFLOW WASHERS

- Sponge Rubber Fitall Type

Item No	Description	O.D.	I.D.	Thick	Std. Pkg
W513	Beveled	3 3/16"	2 1/8"	3/16" to 9/16"	12 Ea
W517	Flat	2 7/8"	1 7/8"	3/8"	12 Ea

#W513



#W517





GENE RICH & COMPANY

NOTES



Discounted pricing is available on many popular products, including:

QUANTITY DISCOUNT SCHEDULE

PRODUCT GROUP	5%	10%	15%	PAGE #
CLOSET SCREW AND BOLT COMBINTATIONS	--	500 pr (1,000 shanks)	5,000 Pr (10,000 shanks)	3
COASTMASTER BALLCOCKS	72 pcs	144 pcs	504 pcs	19
ESCUTCHEONS	500 pcs	1,000 pcs		23
FLOOR & CEILING PLATES, STEEL	576 pcs			25
FLOOR FLANGES, BRASS	300 pcs			9
GRAB BARS	50 pcs	100 pcs		29
HOSE CLAMPS	1,000 pcs	2,000 pcs		76
NO-HUB COUPLINGS	500 pcs	1,000 pcs		90
PIPE CUTTERS, INSIDE	--	24 pcs	192 pcs	106
RODS, SHOWER CURTAIN	500 pcs	1,000 pcs		31
ROD HOLDERS, #622	500 pcs	1,000 pcs		30
ROD HOLDERS, #623	500 pcs	1,000 pcs		30
RINSE-QUIK ITEMS	72 pcs	144 pcs		64
SHOWER ARM ELBOW	60 pcs			42
SLIP JOINT NUTS	500 pcs	1,000 pcs		28

**Check our price sheet for the
latest in quantity discount pricing**

or

**call us today at 800-433-7605 for a quote
on any volume or bulk packaged purchases.**



GENE RICH & COMPANY

TABLE FOR CONVERSION OF ENGLISH AND METRIC MEASUREMENTS

MULTIPLY	BY	TO OBTAIN
Feet	30.48	centimeters
Feet	0.3048	meters
Feet	0.3333	yards
Feet of water	0.8826	inches of mercury
Feet of water	62.43	pounds per sq ft
Feet of water	0.4335	pounds per sq inch
Gallons	3.785	liters
Inches	2.54	centimeters
Inches	10000	mils
Inches	0.03	yards
Inches of mercury	1.133	feet of water
Inches of mercury	70.73	pounds per sq ft
Inches of mercury	0.4912	pounds per sq inch
Inches of water	0.0735	inches of mercury
Ounces	8	drams
Ounces	28.35	grams
Ounces	0.0625	pounds
Ounces (fluid)	0.0295	liters
Pounds	453.6	grams
Pounds	16	ounces
Pounds of water	0.1198	gallons
Centiliters	0.01	Liters
Centimeters	0.3937	inches
Centimeters	0.01	meters
Centimeters	393.7	mils
Centimeters	10	millimeters
Kilograms	100	grams
Kilograms	2.2046	pounds
Kilometers	3281	feet
Kilometers	1000	meters
Kilometers	1093.6	yards
Liters	0.2642	gallons
Meters	100	centimeters
Meters	3.2808	feet
Meters	39.37	inches
Meters	0.001	kilometers
Meters	1000	millimeters
Meters	1.0936	yards
Millimeters	25.4	inches



EQUIVALENTS

1 inch	=	25	millimeters
1 foot	=	0.3	meter
1 yard	=	0.9	meter
1 mile	=	1.6	kilometers
1 square inch	=	6.5	square centimeters
1 square foot	=	0.09	square meter
1 square yard	=	0.8	square meter
1 cubic inch	=	16	cubic centimeters
1 cubic foot	=	0.03	cubic meter
1 cubic yard	=	0.8	cubic meter
1 quart (lq.)	=	1	liter
1 gallon	=	0.004	cubic meter
1 ounce (avdp)	=	28	grams
1 pound (avdp)	=	0.45	kilogram
1 horsepower	=	0.75	kilowatt
1 pound per square inch	=	0.07	kilograms per square centimeter
1 millimeter	=	0.04	inch
1 meter	=	3.3	feet
1 meter	=	1.1	yards
1 kilometer	=	0.6	mile
1 square centimeter	=	0.16	square inch
1 square meter	=	11	square feet
1 square meter	=	1.2	square yards
1 cubic centimeter	=	0.06	cubic inch
1 cubic meter	=	35	cubic feet
1 cubic meter	=	1.3	cubic yards
1 liter	=	1	quart (lq)
1 cubic meter	=	250	gallons
1 gram	=	0.035	ounces (avdp)
1 kilogram	=	2.2	pounds (avdp)
1 Kilowatt	=	1.3	horsepower



PRODUCT NUMBER INDEX

NUMBER	PAGE	NUMBER	PAGE	NUMBER	PAGE	NUMBER	PAGE	NUMBER	PAGE
10SNW	4	36	6	119WPN	17	168	23	277	26
10SNW-TP	4	37	6	119-ZN	18	168A	23	278	26
11SNW	4	39	7	120	9	169	23	280	26
11SNW-TP	4	40	7	120B	9	170	23	281	26
12	4	41	7	120C	9	170A	23	282	26
12LNOW-TP	4	41A	7	120F	9	171	23	283	26
12-TP	4	42	7	120X	9	172	23	284	26
13	4	43	7	121	9	172A	23	300-A	28
13-TP	4	43A	7	122H-300	111	173	23	300-B	28
14SNW	4	44	7	122H-75	111	174	23	300-C	28
14SNW-TP	4	45	7	122S-300	111	200	23	300-D	28
15SNW	4	46	7	122S-75	111	201	23	300-E	28
15SNW-TP	4	48	7	G72	145	202	23	301-A	28
16	4	50	7	G74	145	203	23	301-B	28
16-TP	4	52	7	123	10	204	23	301-C	28
17	4	54	7	124	10	205	23	301-D	28
17-TP	4	58	7	125	10	207	23	301-E	28
19SNW	5	60	7	125R	10	208	23	302-A	28
19SNWRW	5	62	7	126	11	209	23	302-B	28
19SNW-TP	5	63	7	127	11	210	23	302-C	28
20SNW	5	64	7	128	11	211	23	302-D	28
20SNWQN-TP	5	68	7	129	11	212	23	302-E	28
20SNWRWQNTTP	5	69	7	129A	11	213	23	303-A	28
20SNWRW-TP	5	71	7	130	11	214	24	303-B	28
20SNW-TP	5	72	7	134	11	215	24	303-C	28
21A	5	75	7	135	11	216	24	303-D	28
21A-TP	6	76	7	136	11	218	24	303-E	28
21SNW	5	79	8	137	11	219	24	305-A	28
21SNWRW-TP	5	81	8	138	11	249	25	305-B	28
21SNW-TP	5	81-3S	8	139A	11	250	25	305-C	28
22	5	81A	8	139B	11	251	25	305-D	28
22EZ-TP	6	81B	8	139C	11	252	25	305-E	28
22QN-TP	6	81C	8	139F	11	253	25	306-A	28
22RW4N-TP	6	81C-3S	8	139G	11	254	25	306-B	28
22RW4-TP	6	82	8	139H	11	255	25	306-C	28
22RWQN-TP	6	83	8	139J	11	256	25	306-D	28
22RW-TP	6	84	8	139K	11	257	25	306-E	28
22SNWRW-TP	6	84A	8	139L	11	258	25	309-A	28
23	5	85	8	139M	11	259	25	309-B	28
23ASNW	5	86	8	139P	11	260	25	309-C	28
23ASNWQNTTP	5	87	9	139R	11	260A	25	309-D	28
23ASNWRWQNTTP	5	88	10	139T	11	260B	25	309-E	28
23ASNWRWTP	5	90	10	140	12	260C	25	310-A	28
23ASNW-TP	5	91	12	140PL	12	260F	25	310-B	28
23RW-TP	6	96	12	141	12	260H	25	310-C	28
23-TP	6	100	19	142	19	261	25	310-D	28
24A	5	101	19	142-12	19	262	25	310-E	28
24ARW-TP	6	102	19	143	19	263	25	311-A	28
24A-TP	6	103	19	145	20	264	25	311-B	28
24SNW	5	107	12	146	20	265	25	311-C	28
24SNWQN-TP	5	109	12	149	10	266	25	311-D	28
24SNWRW-TP	5	110	12	150	10	267	25	311-E	28
24SNW-TP	5	112	12	155	9	267A	25	312-A	28
26	5	113	12	156	9	268	25	312-B	28
26EZ-TP	6	119	17	160	23	268A	25	312-C	28
26RWQN-TP	6	119-AB	17	161	23	269A	25	312-D	28
26RW-TP	6	119-HD	17	162	23	270A	25	312-E	28
26-TP	6	119-MA	18	163	23	270B	25	313-A	28
30	6	119-PAS	18	164	23	270C	25	313-B	28
31	6	119-PB	17	165	23	272	26	313-C	28
32	6	119-PN	18	165SOD	23	273	26	313-D	28
33	6	119-RH	17	166	23	274	26	313-E	28
34	6	119-SA	18	167	23	275	26	315-A	28
35	6	119-SM	18	167A	23	276	26	315-B	28



PRODUCT NUMBER INDEX

NUMBER	PAGE	NUMBER	PAGE	NUMBER	PAGE	NUMBER	PAGE	NUMBER	PAGE
315-C	28	469	64	554TL	61	633A	31	640PB-F	37
315-D	28	469IMP	64	554TS	61	633A-6	31	640PB-G	38
315-E	28	475	64	556RL	61	633PB	31	640PB-H	38
320	28	475CP	64	556WL	61	635F-AB	44	640PB-J	37
321	28	475CP-IMP	64	556WS	61	635F-CP	44	640PB-K	37
329-A	28	475IMP	64	571	56	635FJ-AB	44	640PB-L	37
329-B	28	476	64	573	56	635FJ-CP	44	640PB-M2	39
329-C	28	477	64	575	56	635FJ-PB	44	640PB-X	39
329-D	28	477CP	64	580	56	635F-PB	44	640-X	39
329-E	28	477CP-IMP	64	581	56	636A	45	641-IMP	35
330-A	28	477IMP	64	590	82	636KLB	45	643A-IMP	37
330-B	28	479	65	600	30	636KLB	45	643-IMP	37
330-C	28	479IMP	65	604-12	29	636KLC	45	644-IMP	39
330-D	28	480	65	604-16	29	636KLCB	45	648	39
330-E	28	485	65	604-18	29	636KTB	45	650	42
332-A	28	486	64	604-24	29	636KTBB	45	650P	42
332-B	28	486IMP	64	604-30	29	636KTC	45	651	42
332-C	28	487	65	604-36	29	636KTCB	45	652PX-12	22
332-D	28	488	56	604-42	29	636LB1	45	652PX-20	22
332-E	28	489	56	604-48	29	636LB1B	45	652PX-30	22
333-A	28	490	56	605-12	29	636LB2	45	652PX-36	22
333-B	28	506	58	605-16	29	636LB2B	45	652SF	22
333-C	28	508	58	605-18	29	636LC1	45	652SH	22
333-D	28	512	58	605-24	29	636LC1B	45	652SL	22
333-E	28	514	58	605-30	29	636LC2	45	652SL-16	22
400A	20	516	58	605-36	29	636LC2B	45	652SM	22
414	66	518	58	605-42	29	636TB1	45	652SR	22
415	66	520	58	605-48	29	636TB1B	45	652SS	22
416	66	522	58	606-12	29	636TB2	45	653PX-12	22
417	66	524	55	606-16	29	636TB2B	45	653PX-20	22
420	66	526	55	606-18	29	636TC1	45	653SF	21
432	11	540AST-01L	60	606-24	29	636TC1B	45	653SFB	21
434	11	540AST-01R	60	606-30	29	636TC2	45	653SH	21
441	66	540CEN-01L	60	606-36	29	636TC2B	45	653SHB	21
441B	66	540CEN-01R	60	606-42	29	637	43	653SL	21
442	66	540CRA-04L	60	606-48	29	638	43	653SLB	21
442A	66	540CRA-04R	60	607-12	29	638S	43	653SM	21
442B	66	540ELJ-01L	60	607-16	29	638SG	43	653SMB	21
443	67	540ELJ-01R	60	607-18	29	639	42	653SR	21
444	67	540GER-01L	60	607-24	29	639A	42	653SR-16	21
446	67	540GER-01R	60	607-30	29	639A-PB	42	653SRB	21
448	67	540GOP-01L	60	607-36	29	639PB	42	653SRB-16	21
451	82	540GOP-01R	60	607-42	29	639S	42	653SS	21
452	82	540IND-02L	60	607-48	29	639S-PB	42	653SSB	21
453	82	540IND-02R	60	610	30	640	35	653SU	21
454	82	540KOH-04L	60	610LSS	30	640-A	35	653SUB	21
455	82	540KOH-04R	60	612	30	640-B	35	653SW	21
456	82	540PPF-02R	60	612PB	30	640-BC	36	653SWB	21
460FR	63	540SAY-01L	60	617	31	640-C	35	653SX	21
460N22-6	63	540SAY-01R	60	618	31	640-D1	35	653SXB	21
461FR	63	540STG-01L	60	622	30	640-D2	35	654A	22
461N22-6	63	540STG-01R	60	623	30	640-F	37	654A-W	22
462FR	63	550RPT	61	623PB	30	640-G	38	654B	22
462N22-6	63	550RS	61	624	30	640-H	38	654B-W	22
463FR	63	550RSO	61	625	31	640-I	38	654IMP	46
463N22-6	63	551CPC	61	630A	31	640-J	37	655IMP	46
463S22-144	63	551RPD	61	630A-6	31	640-K	37	656	46
463S22-6	63	552RF	61	630PB	31	640-KF	36	657	46
464FR	63	552RR	61	631A	31	640-L	37	658	46
464N22-6	63	552TF	61	631A-6	31	640-M1	39	659	46
465FR	63	552TR	61	631B	31	640-M2	39	659-G	47
466FR	63	554NL	61	631B-6	31	640PB	35	660	47
468	64	554NS	61	631C	31	640PB-B	35	660-G	47
468IMP	64	554TC	61	631C-6	31	640PB-D2	35	661	47



PRODUCT NUMBER INDEX

NUMBER	PAGE	NUMBER	PAGE	NUMBER	PAGE	NUMBER	PAGE	NUMBER	PAGE
662PVC	47	723	125	776-42	78	812W	108	1214IMP	118
663ABS	47	724	125	777-P18	79	813	109	1215IMP	118
663BR	47	725	125	777-P29	79	814	109	1216IMP	118
663PVC	47	729-12	86	777-P50	79	816	109	1217IMP	118
666	46	729-15	86	777-P74	79	817	109	1218	110
667	40	729-17	86	777-SA	79	818	109	1219	110
668	40	729-3	86	777-X23	79	819-10	109	1220	110
668-HD	40	729-9	86	777-X43	79	819-25	109	1221	118
670	40	730	87	778-A3	80	819-5	109	1222	119
670W	40	730P	87	778-A4	80	820	62	1223	119
672	40	731	87	778-C4	80	822	62	1224	119
673A	40	731P	87	779-A3	80	825	62	1225	119
673R	40	732	87	779-A4	80	826	62	1226IMP	119
676SC	57	732P	87	779-XA4	80	830	63	1227	119
676SCL	57	733	87	780	81	831	63	1229	119
677	56	733P	87	780-40	81	832	63	1232	119
677SC-HD	56	734	87	780ESC-I	81	833	63	1234	119
678BTN	57	734P	87	780ESC-O	81	905	129	1236	120
678SC	57	735	87	780G-WM4	81	906	129	1240	96
679	55	735P	87	780-LW3	81	907	129	1242	96
680	55	736	87	780-LW4	81	908	129	1244	96
682B	41	736P	87	780-LW4B	81	909	129	1271	97
683	41	737	87	780-WM3	81	910	129	1272	97
683H	41	737P	87	780-WM4	81	920	128	1299	89
684	33	738	87	780-WP4	81	921	128	1299IMP	89
684CBC	33	738P	87	781	81	922	128	1300	89
684GN	33	739	87	782-AL45	81	923	128	1301	89
685	32	739P	87	782-AL48	81	944	141	1301IMP	89
686	32	740	87	782-AW45	81	951	128	1302	89
687	32	741	87	782-AW48	81	952	128	1302IMP	89
687CBC	32	742	87	782-VL45	81	953	128	1305	89
687RO	32	743	87	782-VL48	81	954	128	1305IMP	89
689	33	744	87	782-VS45	81	1030	125	1306	89
690	41	745	87	783-P4	80	1031	125	1306IMP	89
691	41	746	87	783-S3	80	1032	125	1309	89
692A	41	747	87	783-S4	80	1033	125	1309IMP	89
692B	41	748	87	783-T4	80	1034	125	1310	89
693	41	749	87	785	78	1035	125	1310IMP	89
694	41	750	87	786	78	1038	125	1313	89
695	41	751	87	787	78	1050	123	1313IMP	89
696	42	752	87	788	78	1051	123	1314	89
698	62	753	87	793PC	124	1052	123	1314IMP	89
699	62	754	87	793S05	124	1053	123	1317	89
700-1	34	755	88	793S15	124	1054	123	1317IMP	89
700-2	34	756	88	800	108	1055	123	1318	89
700A	34	757	88	801	108	1100	117	1318IMP	89
700B	34	758	88	804	108	1104	117	1321	89
700C	34	759	88	805	108	1120	82	1321IMP	89
700D	34	760	88	805R	108	1124	82	1322	89
701	54	773-908B	78	806	108	1128	82	1322IMP	89
702	54	773-A08B	78	806W	108	1129	82	1323	89
703	54	774-308	78	807	108	1133	82	1324	89
704	54	774-308B	78	807W	108	1140	117	1325	89
705	54	774-408	78	808	108	1141	117	1325IMP	89
705A	54	774-408B	78	808W	108	1153	118	1326	89
706	54	774-508B	78	809	108	1154	118	1326IMP	89
707	54	774-608B	78	809W	108	1155	118	1329	89
708	54	774-708B	78	810	108	1161	130	1329IMP	89
709	54	774-808B	78	810W	108	1200	118	1330	89
710	54	775-308	78	811	108	1201	118	1331	89
711	55	775-320	78	811W	108	1202	118	1332	89
712	54	775-408	78	812	108	1203	118	1333	89
717	125	775-420	78	812-A	108	1210IMP	118	1334	89
719	125	776-32	78	812AW	108	1212IMP	118	1335	89



PRODUCT NUMBER INDEX

NUMBER	PAGE	NUMBER	PAGE	NUMBER	PAGE	NUMBER	PAGE	NUMBER	PAGE
1336	90	1398F60R	92	1515H	84	1566-100	83	1679	95
1337	90	1398R20	92	1515J	84	1566-125	83	1680	95
1360A	90	1398R20R	92	1520D	84	1566-150	83	1681	95
1360B	90	1398R25	92	1520E	84	1566-200	83	1682	95
1360C	90	1398R25R	92	1520F	84	1566A	94	1683	95
1360D	90	1398R30	92	1520G	84	1566A-W	94	1684	95
1360E	90	1398R30R	92	1520H	84	1567	94	1684A	95
1360F	90	1398R40	92	1520J	84	1567-W	94	1686	96
1360G	90	1398R40R	92	1520K	84	1568	94	1687	96
1360H	90	1398R60	92	1520L	84	1568-W	94	1688	96
1361A	90	1398R60R	92	1524A	84	1569	94	1689	96
1361B	90	1399F20	93	1524B	84	1569-W	94	1690	96
1361C	90	1399F20R	93	1524C	84	1573	94	1691	96
1380	90	1399F25	93	1524D	84	1573-W	94	1692	96
1381	90	1399F25R	93	1524E	84	1574	94	1692A	96
1384	90	1399F30	93	1524F	84	1574-W	94	1692B	96
1390BR	91	1399F30R	93	1525A	84	1576	94	1692F	96
1390BR-G	90	1399F40	93	1525B	84	1576-W	94	1693A	96
1390SBR	91	1399F40R	93	1527A	85	1578	94	1693F	96
1391BR	91	1399F60	93	1530	83	1579	94	1693L	96
1391BR-G	90	1399F60R	93	1531	83	1580	94	1693M	96
1391GAL	91	1399R20	93	1532	83	1581	94	1693R	96
1391IMP-G	90	1399R20R	93	1533	84	1582	94	1693T	96
1391PVC	91	1399R25	93	1534	84	1583	94	1693V	96
1391SBR	91	1399R25R	93	1535	84	1584	94	1693W	96
1391TPVC	91	1399R30	93	1536	84	1585	94	1693X	96
1392BR	91	1399R30R	93	1537B	83	1591	94	1694	95
1392BR-G	90	1399R40	93	1537F	83	1592	94	1696	95
1392GAL	91	1399R40R	93	1537H	83	1593	94	1708	88
1392IMP-G	90	1399R60	93	1537J	83	1594	94	1710	141
1392PVC	91	1399R60R	93	1537K	83	1595	94	1715	141
1392TPVC	91	1405	110	1537L	83	1596	94	1720	141
1392SBR	91	1406	110	1537M	83	1596-B	94	1720A	88
1393BR	91	1422	135	1537R	83	1620	97	1722	88
1393GAL	91	1423	135	1539	83	1621	97	1723	88
1393PVC	91	1424	135	1540	83	1646	97	1725	141
1393SBR	91	1425X	135	1541	83	1647	97	1730	141
1393TPVC	91	1426A	62	1542	83	1648	97	1746A	141
1394BR	91	1426B	62	1543	83	1649	97	1760	88
1394GAL	91	1426C	62	1544	83	1650	97	1762	88
1394PVC	91	1426D	62	1545	83	1651	97	1800	137
1394TPVC	91	1430	110	1546	83	1652	97	1805	137
1395BR	91	1431	110	1546A	83	1655	97	1808	137
1395GAL	91	1500	83	1546F	83	1656	97	1814	137
1395PVC	91	1501	83	1546H	83	1659	97	1816	137
1395TPVC	91	1502	83	1546L	83	1663	94	1818	137
1396BR	91	1503	83	1547	86	1665A	95	1820	137
1396GAL	91	1504	83	1548	86	1665B	95	2100	19
1396PVC	91	1505	83	1549	86	1665C	95	2225A	85
1396TPVC	91	1506	83	1550	86	1665D	95	2225B	85
1397BR	91	1507	83	1551	86	1665E	95	2225C	85
1398B20	92	1508	83	1552	86	1665F	95	2226A	85
1398B30	92	1509	83	1553	86	1666	95	2226B	85
1398B40	92	1510	83	1554	86	1666A	95	2226C	85
1398B60	92	1511	83	1555	86	1667	95	2227B	85
1398F20	92	1513	83	1556	86	1667A	95	2227C	85
1398F20R	92	1514	83	1557	86	1668	95	2228	85
1398F25	92	1515A	84	1560	83	1668A	95	2230	85
1398F25R	92	1515B	84	1561	83	1669A	95	2301	19
1398F30	92	1515C	84	1562	83	1675	95	2302	19
1398F30R	92	1515D	84	1563	83	1676	95	2303	19
1398F40	92	1515E	84	1564B	83	1676A	95	2304	20
1398F40R	92	1515F	84	1565	83	1677	95	2307IMP	20
1398F60	92	1515G	84	1566	83	1678	95	2309	19



PRODUCT NUMBER INDEX

NUMBER	PAGE	NUMBER	PAGE	NUMBER	PAGE	NUMBER	PAGE	NUMBER	PAGE
2310	19	2456F	50	2502	52	2550	53	5010	101
2316	19	2456G	50	2503	52	2550B	51	5015	102
2318	19	2456H	50	2504	52	2551	53	5016	102
2330	20	2456J	50	2506	52	2551B	51	5021	102
2398	10	2456K	50	2506B	51	2553	53	5035	102
2446A	50	2456L	50	2507	52	2553B	51	5036A	102
2446B	50	2458A	50	2507B	51	2554	53	5037A	102
2446C	50	2458C	50	2508	52	2554B	51	5040B	107
2446D	50	2458D	50	2508B	51	2555	53	5040R	107
2446E	50	2458E	50	2510	52	2555B	51	5042B	107
2446F	50	2458F	50	2510B	51	2557	53	5042R	107
2446G	50	2458G	50	2511	52	2557B	51	6021	128
2446H	50	2458H	50	2511B	51	2558	53	6022	128
2446J	50	2458J	50	2513	52	2558B	51	6049	129
2446K	50	2458K	50	2513B	51	2559	53	6058	129
2446L	50	2458L	50	2514	52	2559B	51	6059	129
2448A	50	2460A	50	2514B	51	2601	124	6068	129
2448B	50	2460C	50	2515	52	2603	124	6069	129
2448C	50	2460D	50	2515B	51	2605	124	6084	129
2448D	50	2460E	50	2517	52	2606	124	6086	129
2448E	50	2460F	50	2517B	51	2607	124	6087S	129
2448F	50	2460G	50	2518	52	2608	124	6088S	129
2448G	50	2460H	50	2518B	51	2609	124	6089T	129
2448H	50	2460J	50	2519	52	2610	124	6090T	129
2448J	50	2460K	50	2519B	51	2611	124	6091T	129
2448K	50	2460L	50	2521	53	2612	124	6092T	129
2448L	50	2462A	50	2521B	51	3005	42	6121	112
2450A	50	2462D	50	2522	53	3006	43	6123	112
2450B	50	2462E	50	2522B	51	3006A	43	6124	112
2450C	50	2462F	50	2523	53	3007	43	6125	112
2450D	50	2462G	50	2523B	51	3008	43	6126	112
2450E	50	2462H	50	2524	53	3028	33	6132	116
2450F	50	2462J	50	2524B	51	3103	69	6133	116
2450G	50	2462K	50	2525	53	3104	69	6134	116
2450H	50	2462L	50	2525B	51	3390	68	6147	120
2450J	50	2470	52	2527	52	3392	68	6152	120
2450K	50	2471	52	2527B	51	3397	68	6166	120
2450L	50	2472	52	2528	52	3405	68	6167	121
2452A	50	2473	52	2528B	51	3406	68	6169	117
2452B	50	2474	52	2529	52	3409	68	6170	117
2452C	50	2475	52	2529B	51	3410	68	6178	121
2452D	50	2476	52	2531	53	3412	68	6180	120
2452E	50	2477	52	2531B	51	3414	68	6182	121
2452F	50	2478	52	2532	53	3474	65	6184	115
2452G	50	2479	52	2532B	51	3500	69	6188	121
2452H	50	2480	52	2533	53	3501	69	6190	122
2452J	50	2482	52	2533B	51	3502	69	6234	114
2452K	50	2483	52	2534B	51	3503	69	6240	112
2452L	50	2484	52	2535	53	3504	69	6241	112
2454A	50	2485	52	2535B	51	3505	69	6242	112
2454B	50	2486	52	2536	53	3509	69	6243	112
2454C	50	2487	52	2536B	51	3510	69	6244	112
2454D	50	2488	52	2538	53	4320	44	6245	112
2454E	50	2489	52	2538B	51	4325	67	6246	112
2454F	50	2490	52	2540	53	4326	67	6247	112
2454G	50	2491	52	2540B	51	5002A	101	6248	112
2454H	50	2492	52	2541	53	5002B	101	6250A	104
2454J	50	2495	52	2541B	51	5005	101	6255	104
2454K	50	2496	52	2542	53	5005A	101	6255A	104
2454L	50	2497	52	2542B	51	5006A	101	6255B	104
2456A	50	2498	52	2545B	51	5008	101	6265	105
2456C	50	2499	52	2546B	51	5008A	101	6276	105
2456D	50	2500	52	2548	53	5008A-WH	101	6277	105
2456E	50	2501	52	2548B	51	5009	101	6278	104



PRODUCT NUMBER INDEX

NUMBER	PAGE	NUMBER	PAGE	NUMBER	PAGE	NUMBER	PAGE	NUMBER	PAGE
6278B	104	6720	124	7073	100	7805	73	7945W	24
6278H	104	6760	62	7074	100	7810	73	7946PB	24
6280	105	6780	109	7075	100	7815	73	7946W	24
6320	110	6782	109	7076	100	7820	73	7948PB	24
6322	110	6784	109	7077	100	7825	73	7948W	24
6330	122	6786	109	7080	100	7850	73	7949PB	24
6336	122	6792	109	7081	100	7851	73	7949W	24
6356-CG	105	6794	109	7082	100	7852	73	8000	100
6356-CO	105	6796	109	7083	100	7853	73	8001	100
6356-G	105	7000	98	7084	100	7854	73	8002	100
6356-O	105	7001	98	7085	100	7855	73	8005	100
6358	105	7002	98	7086	100	7868	74	8006	100
6359	105	7003	98	7088	100	7870	74	8007	100
6360	105	7004	98	7161	99	7899PB	27	A170	130
6440	122	7005	98	7161C	99	7899W	27	A176	130
6461	123	7006	98	7162	99	7900	26	A178	130
6471	106	7007	98	7162C	99	7900PB	27	A179	130
6471B	106	7008	98	7163	99	7900W	27	A180	130
6473	106	7009	98	7163C	99	7901	26	A182	75
6475	106	7021	98	7164	99	7901PB	27	A183	75
6476	106	7022	98	7164C	99	7901W	27	A183S	75
6477	106	7023	98	7165	99	7902	26	A184	75
6489	106	7024	98	7165C	99	7902PB	27	A184S	75
6490	106	7025	98	7166	99	7902W	27	A185	75
6491	106	7026	98	7166C	99	7903	26	A185S	75
6492	107	7030	98	7171	99	7903PB	27	A186	75
6492IMP	107	7031	98	7172	99	7903W	27	A187	75
6494	107	7033	98	7501	70	7904	26	A188	75
6502	107	7034	98	7503	70	7904PB	27	A189	75
6504	124	7035	98	7505	70	7904W	27	A190	75
6505	124	7036	98	7510	70	7905	26	A195	75
6518	107	7038	98	7515	70	7905PB	27	A218	74
6519	107	7039	98	7520	70	7905W	27	A220	74
6520	107	7040	98	7525	71	7906	26	A222	75
6523	108	7041	98	7530	71	7907	26	A225	143
6531	108	7042	98	7550	71	7908	26	A226	143
6532	108	7043	98	7555	71	7909	26	A227	143
6536	103	7044	98	7560	71	7910	26	A228	143
6537	103	7045	98	7565	71	7911	26	A229	143
6538	103	7050	98	7570	71	7924	26	A230	143
6562A	111	7051	98	7575	71	7924PB	27	A231	143
6562P	111	7052	98	7605	72	7924W	27	A232	143
6564	111	7053	98	7614	72	7925	26	AL9V	141
6566	111	7054	98	7615	72	7925PB	27	ALAA	141
6566M	111	7055	98	7620	72	7925W	27	ALAAA	141
6570	103	7056	99	7650	72	7926	26	ALC	141
6575-MX	103	7057	99	7655	72	7926PB	27	ALD	141
6575-MXC	103	7058	99	7660	72	7926W	27	B03	13
6575-O	103	7059	99	7665	72	7927	26	B04	13
6575-OC	103	7061	99	7670	72	7927PB	27	B05	13
6575-Y	103	7061C	99	7675	72	7927W	27	B07	13
6575-YC	103	7062	99	7680	72	7928	26	B08	13
6576	103	7062C	99	7685	72	7928PB	27	B09	13
6586	113	7063	99	7690	72	7928W	27	B10	14
6587	113	7063C	99	7695	72	7929	26	B11	14
6607	111	7064	99	7700	72	7929PB	27	B12	14
6609	111	7064C	99	7715	72	7929W	27	B14B	14
6612	123	7065	99	7720	72	7938PB	27	B14R	14
6613	123	7065C	99	7725	72	7938W	27	B15	15
6618	123	7066	99	7730	72	7939PB	27	B16	15
6620	123	7066C	99	7735	73	7939W	27	B50	16
6693	123	7070	100	7740	73	7940PB	24	B51	16
6694	123	7071	100	7745	73	7940W	24	B52	16
6695	123	7072	100	7750	73	7945PB	24	B54	15



PRODUCT NUMBER INDEX

NUMBER	PAGE	NUMBER	PAGE	NUMBER	PAGE	NUMBER	PAGE	NUMBER	PAGE
B58	15	H36	76	MM5SS	77	R95A	142	T814HD-IMP	115
B60	15	H36SS	76	P124	102	R96A	142	T818HD-IMP	115
B73	16	H40	76	P145	102	R97A	142	T824HD-IMP	115
B74	16	H40SS	76	P195	144	S100	44	T870	115
B75	16	H44	76	PL4405	48	S101	44	T1008	131
B79	16	H44SS	76	PL4410	48	S102	44	T1190	116
B82	16	H48	76	PL4504	48	S103	44	T1191	116
B84	16	H48SS	76	PL4510	48	S104	44	T1194-TW	116
C36	44	H52	76	PL4605	48	S105	44	T1512D	131
C37	44	H52SS	76	PL4610	48	S106	44	T1512WM	131
C38	44	H56	76	PLC660	48	S107	44	T1612D	131
C39	44	H56SS	76	PR2-2	138	S108	44	T1612WM	131
C55	44	H60	76	PR13-2	138	T5-7/16	113	T1624D	131
C58	44	H60SS	76	R-1.5	130	T5-1/2	113	T1653	131
C59	44	H64	76	R-2	130	T11-3/16	112	T1656	131
DD5KIMP	74	H64SS	76	R-3	130	T11-1/4	112	T1664	131
DD10K	74	H72	76	R-4	130	T11-5/16	112	T1679	131
DL1	59	H72SS	76	R-6	130	T11-3/8	112	T1691	131
DL2	59	H80	76	R-8	130	T11-1/2	112	T1696	131
DL25	59	H80SS	76	R-10	130	T86A1X8	113	T1800	132
DL61	59	H88	76	R-12	130	T86A1/2	113	T1800C	132
DL70B	59	H88SS	76	R-16	130	T86A5/8	113	T1801	132
DL70P	59	H96	76	R-17	130	T86A3/4X12	113	T1805	132
DL134	59	H96SS	76	R22	148	T86A3/4X8	113	T1805C	132
DL188	59	H104	76	R23	148	T86A7/8X8	113	T1810	132
DL212B	59	H104SS	76	R24	148	T140	116	T1810C	132
DL212P	59	H116	76	R25	148	T141	116	T1820	133
DL1740	59	H116SS	76	R26	148	T142	116	T1820IMP	133
DL1805	59	H900	77	R27	148	T252	114	T1822	133
DL1806	59	H900SS	77	R28	148	T276	114	T1822IMP	133
DL3426	59	H900WR	77	R32	148	T278	114	T1824	133
DL3427	59	HD9V	141	R34	148	T280	114	T1824A	133
DL3614	59	HDA	141	R35	148	T286	115	T1824IMP	133
DL3616	59	HDC	141	R52	129	T288	115	T1825	133
DL4993	59	HDD	141	R53	129	T303L	106	T1826	133
DL6000	59	ILJ2AA-B	139	R54	129	T303R	106	T1828	133
G10	145	IN2-K	139	R55	129	T303S	106	T1830	133
G11	145	IN2-KML	139	R56	129	T352	104	T1834	133
G12	145	IV2D	138	R58	129	T352-IMP	104	T1836	133
G13	145	IV2DM	138	R60	129	T606-G	114	T1838	133
G14	145	J-1150	137	R60AP	142	T606-GC	114	T1838A	133
G60	145	J-1151	137	R70	142	T606-MX	114	T1838B	133
G94	145	J-1152	137	R72A	142	T606-MXC	114	T1838IMP	133
G95	102	J-1153	137	R73A	142	T606-O	114	T1840	133
G97	112	J-1154	137	R74A	142	T606-OC	114	T1840A	133
GP6V	141	J-1155	137	R75A	142	T706	116	T1840B	133
H6	76	J-3101	137	R76A	142	T708	116	T1840IMP	133
H6SS	76	J-7200	135	R77A	142	T710	116	T1842	133
H8	76	J-7202	135	R78A	142	T712	116	T1842A	133
H8SS	76	J-7203	135	R79A	142	T770	122	T1842B	133
H10	76	J-7206	135	R80A	142	T770IMP	122	T1842IMP	133
H10SS	76	J-7250	136	R81A	142	T771	122	T1843	133
H12	76	J-7300	135	R82A	142	T771IMP	122	T1844	134
H12SS	76	J-7301	135	R83A	142	T772	122	T1845A	134
H16	76	J-7351	135	R84A	142	T772IMP	122	T1845B	134
H16SS	76	J-7356	135	R85A	142	T773	122	T1846	134
H20	76	J-7552	136	R86A	142	T773IMP	122	T1846IMP	134
H20SS	76	J-7553	136	R87A	142	T774	122	T1848	134
H24	76	J-7702	136	R88A	142	T774IMP	122	T1848A	134
H24SS	76	K2-2	138	R89A	142	T775	122	T1848-IMP	134
H28	76	K13-2	138	R91A	142	T775IMP	122	T1848-IO	134
H28SS	76	KFL	140	R92A	142	T776	122	T1850	134
H32	76	L295B	140	R93A	142	T777	122	T1852	134
H32SS	76	MM4SS	77	R94A	142	T810HD-IMP	115	T4977	116



PRODUCT NUMBER INDEX

NUMBER	PAGE	NUMBER	PAGE	NUMBER	PAGE	NUMBER	PAGE	NUMBER	PAGE
T4977-IMP	116	U308	49	W315	146				
T9525	112	U334	49	W326	146				
T9526	112	U335	49	W328	146				
T9527	112	U362	49	W329	146				
T9528	112	U370	49	W330	146				
T9529	112	U374	49	W330G	146				
T30001	126	U412	49	W363	147				
T30002	126	U416	49	W364	147				
T30005	126	U444	49	W365	147				
T30006	126	U454	49	W366	147				
T30007	126	U514	49	W370	147				
T30008	126	U518	49	W371	147				
T30009	126	U520	49	W372	147				
T30010	126	U710	49	W373	147				
T30011	126	U712	49	W375	149				
T30013	126	U714	49	W376	149				
T30014	126	V2AAA-B	139	W379	8				
T30016	126	W130A	146	W381	147				
T30017	126	W197A	143	W383	147				
T30018	127	W197B	143	W389	147				
T30019	127	W197C	143	W390	147				
T30020	127	W230	143	W430	148				
T30021	127	W230A	143	W430T	148				
T30022	127	W231	143	W431	148				
T30023	127	W231A	143	W432	148				
T30024	127	W232	143	W433	148				
T30027	127	W232A	143	W434	148				
T30033	127	W233	143	W435	148				
T30034	127	W233A	143	W436	148				
T30036	127	W234	143	W437	148				
T30045	127	W234A	143	W438	148				
THB1018F	104	W235	143	W439	148				
THB1018T	104	W235A	143	W440	148				
THB1024F	104	W236	143	W441	148				
THB1024T	104	W236A	143	W442	148				
THB1218F	104	W237	143	W443	148				
THB1218T	104	W237A	143	W513	149				
THB1224F	104	W238	143	W517	149				
THB1224T	104	W238A	143	W540	147				
THB1232F	104	W239	143	W541	147				
THB1232T	104	W239A	143	W542	147				
TK-1	11	W240	143	W543	147				
TK-1L	11	W240A	143	W544	147				
TK-1LVP	11	W241	143	W545	147				
U008	49	W241A	143	WH2	140				
U016	49	W250	144	WHA20	48				
U020	49	W251	144	WHA22	48				
U058	49	W252	144	WHA24	48				
U060	49	W253	144	WHA26	48				
U068	49	W254	144	WHA30	48				
U072	49	W255	144	WHP20	48				
U088	49	W256	144	WHP22	48				
U094	49	W257	144	WHP24	48				
U116	49	W258	144	WHP26	48				
U120	49	W259	144	WHS21	48				
U134	49	W292A	144	WHS24	48				
U140	49	W292AF	144						
U142	49	W292B	144						
U248	49	W292BF	144						
U249	49	W309	146						
U256	49	W310	146						
U260	49	W311	146						
U274	49	W312	146						
U280	49	W313	146						



ALPHABETICAL INDEX

-A-

Abrasive Sand Cloth	109
Access Panels.....	97
Acid Brush.....	108
Acrylic	
Faucet Handles	62
Mirrored Cover-ups.....	63
Actuator.....	16
Adaptors	
Bath Drain Bushing.....	45
Flare	22
Add-A-Showers	32
Adjustable Tank Bolts	8
Adjustable Wrench	116, 117
Aerators.....	63
Air	
Cock	97
Gap	74
Pump	128
Valves	134
All-thread Rods	85
Allen Wrench Sets.....	116
Aluminum	
Elbows, Dryer Vent.....	80
Flexible Pipe, Dryer Venting	78
Rigid Pipe, Vent.....	78
American Standard*	
Faucet Stems	60
Flappers.....	16
Trip Lever.....	18
Anchors & Kits.....	88
Arm	
Lift Wire Guide.....	12
PVC Waste	73
Shower	41
Shower Flanges.....	41
Shower Stall Elbow.....	42
Auger.....	130
Aviation Snips	106
Awl	122

-B-

Backflow Preventer	55
Ballcocks	
Coastmaster	19
Fluidmaster.....	20
Head Assemblies	19
Korky Quietfill	20
Low Boy	20
Mansfield* style	20
Nuts, Die Cast	20
Repair Kit.....	19
Shank Washer	146

Balls	
Flapper/Tank.....	16
Float.....	19
Ball Valve	99
Bars, Grab.....	29
Bar Sink Faucet.....	58
Basin	
Faucet.....	56
Gaskets	145
Wrench	117
Basket	
Strainer	67
Strainer, Deep.....	66
Strainer, Jr.	66
Strainer Replacements	67
Strainer Wrench.....	117
Bastard Files	109
Bath	
Drain	
Adaptor Bushing.....	45
Lift-N-Turn	45
Pop-Up, Toe Touch.....	45
Drain & Overflow Trim Kit	45
Stoppers, Rubber	44
Supplies, Single & Double Offset	42
Bathcock	33
Bathcock Tailpiece	33
Batteries	141
Beacon Lanterns	140
Bead Chain & Couplings.....	44
Beam Clamp, Top.....	85
Bell Reducer (for Pressure Gauges)	134
Bending Springs, Tube.....	107
Bibb Screws	143
Bin Boxes	124
Blades	
Hacksaw	104
Boiler Drains.....	100
Bolts	
Adjustable Tank	8
Caps	9
Closet Combinations	5
Close Coupled Combinations	8
Close Coupled Combinations w/Gasket	8
E-Z Snap Off.....	6
Flange Sets	92
Round Head, Stove	87
Shanks.....	7, 8
Toggle	88
Bowl Gaskets	
Sponge	146
Wax	10
Boxes	
Corrugated Bin	124
Meter & Valve	96



ALPHABETICAL INDEX

Couplings

Aluminum Dryer Vent.....	80
Bead Chain.....	44
CP Brass.....	53
Dielectric.....	94
Expansion, PVC.....	91
No Hub.....	90
Nuts, Lavatory.....	28
Nuts, Split PVC.....	28
Red Brass.....	51
Red Brass Reducer.....	51
Sharkbite.....	49
Telescoping, PVC.....	91
Waste.....	68

Cover

Drum Trap.....	94
Faucet Hole.....	56
Mirrored Acrylic.....	63
Plate/Plug Sets.....	95

CPVC Ball Valves.....	99
-----------------------	----

Crimper, Pipe.....	114
--------------------	-----

Crosscut Saw.....	105
-------------------	-----

Crumb Cup Strainer.....	66
-------------------------	----

Cups, Faucet Washer Retainer.....	144
-----------------------------------	-----

Curb Stop Wrench.....	119
-----------------------	-----

Curtain

Pins.....	30
Rod, Add-A-Shower.....	32
Rod, Aluminum.....	31
Rod, Corner.....	31
Rod, Holders.....	30
Rod, Shower.....	31
Rod Supports.....	31

Cutter

Copper Tube.....	106
Inside PVC Pipe.....	106
PVC Pipe.....	106

-D-

Deck Mount Faucet.....	58
------------------------	----

Delta Replacement Parts.....	59
------------------------------	----

Die, Tap & Extractor Tool.....	118
--------------------------------	-----

Dielectric

Couplings.....	94
Unions.....	94

Disconnect Clips, Sharkbite.....	49
----------------------------------	----

Disc Seat Flappers.....	16
-------------------------	----

Dishwasher

Air Gap.....	74
Disposal Connector Kits.....	74
Drain Hose.....	74

Dispenser, Soap Lotion.....	56
-----------------------------	----

Disposal

Electrical Cord.....	141
----------------------	-----

Splash Guard.....	67
-------------------	----

Wrench.....	120
-------------	-----

Diverter Spouts.....	37
----------------------	----

For Hand-Held Showers.....	38
----------------------------	----

Diverter Valve, Shower.....	41
-----------------------------	----

Douglas Flush Valves.....	12
---------------------------	----

Drain

Bath

Lift-N-Turn.....	45
------------------	----

Pop-Up, Toe Touch.....	45
------------------------	----

Bath & Overflow Trim Kit.....	45
-------------------------------	----

Bath Adaptor Bushing.....	45
---------------------------	----

Boiler.....	100
-------------	-----

Floor.....	46
------------	----

Flusher, Clog Buster.....	130
---------------------------	-----

Gasket.....	47
-------------	----

Hose.....	74
-----------	----

Hose, w/Hook.....	75
-------------------	----

Lavatory.....	55
---------------	----

Shower.....	46
-------------	----

Spade.....	110
------------	-----

Wrench, Tub.....	121
------------------	-----

Drill Bits, Masonry.....	112
--------------------------	-----

Drip Stopper / Reamer.....	103
----------------------------	-----

Drum Trap Cover.....	94
----------------------	----

Drum Trap Wrench.....	120
-----------------------	-----

Dryer Vent

Elbows.....	80
-------------	----

Hoods.....	81
------------	----

Periscopes.....	79
-----------------	----

Duct Tape.....	101
----------------	-----

Duo Strainer.....	67
-------------------	----

Duo Strainer Washers.....	147
---------------------------	-----

DWV Hangers.....	84
------------------	----

-E-

E-Z Snap Bolt Combinations.....	6
---------------------------------	---

Elbows

CP Brass.....	52
---------------	----

Dryer Vent.....	80
-----------------	----

Flush.....	10
------------	----

PVC.....	71
----------	----

Red Brass.....	51
----------------	----

Sharkbite.....	49
----------------	----

Shower Arm.....	42
-----------------	----

Twin39.....	
-------------	--

Waste.....	68
------------	----

Eljer*

Faucet Stems.....	60
-------------------	----

Side Mount Tank Lever.....	18
----------------------------	----



ALPHABETICAL INDEX

-G-

Garbage Disposal	
Cord	141
Wrench	120
Garden Hose	75
Garden Hose Washers	149
Gaskets	
Basin	145
Bowl Wax	10
Closet Seat Hinge	145
Compression Couplings	90
Drain Connector	47
Flange, Non-Asbestos	92
Flange, Red Rubber	92
Sink	145
Sponge Rubber, Tank-to-Bowl	146
Toilet Stabilizer	145
Gas Cocks	99
Gas Pipe Wrap, Yellow	101
Gas Pressure Gauges	133
Gate Valves	98
Gate Valve Key	120
Gauges	
Bell Reducer	134
Hex Body	134
Pressure	133
Pressure, Low	132
U-Tube / Manometers	131
Water Pressure	134
Generators, Power	137
Globe Valves	98
Gloves	110
Grab Bars	29
Graphite Packing	102
Grid, Duo Strainer	66
Grip Anchors, Steel	88
Guards	
Splash, Garbage Disposal	67
Thermostat	136
Guides	
Hose	64
Lift Wire Arms	12
Gun, Caulking	124

-H-

Hacksaw	
Adjustable	104
Blades	104
Mini	104
Hammers	113
Handheld Showeralls	34

Handle	
Faucet	
Cross	62
Lever	62
Lucite / Acrylic	61, 62
Hose Bibb	62
Puller, Faucet	62
Handy Hand	123
Hand Punch	122
Hangers	
Clevis	84
DWV	84
Fixture	82
Flange	84
Rods, All thread	85
Tube, Slipt-Ring Copper	84
Hanger Iron	82
Heads, Shower	40
Heater	
Elements	137
Element Wrench	122
Stand, Water	48
Hex Body (Pressure Gauges)	134
Hex Wrench Sets	116
Hi-Line Nipple, PVC	73
Hinge, Seat	10
Seat, Gaskets	145
Hinged Pipe Repair Clamps	89
Holdings, Shower Rod	30
Hole Cover, Faucet	56
Hooks, Pipe	83
Hose	
Clamps	76
Clamps, Mini	77
Clamp Display	77
Clamp Pliers	114
Dishwasher Drain	74
Drain, w/Hook	75
Dryer Vent	78
Fittings	54
Garden	75
Guides	64
Rinse Quik	65
Washing Machine	75
Y Mixer	75
Hose Bibb	100
Handle	62

-I-

Ice Maker Kits	97
Inside Nipple Wrench	116
Inside PVC Pipe Cutter	106
Internal Pipe Wrench	116
Internal Spud Wrench	121

ALPHABETICAL INDEX



-J-

Jersey Gloves	110
Joint Runners	125
J Bend	
PVC	70
PVC Flexible	73
J Hooks	83

-K-

Keyed Padlocks	122
Keys	
Four-Way Wrench	118
Gate Valve	120
Meter Box	118
Knife	
Putty	105
Utility	105
Knock-out Plugs	128
Kohler*	
Faucet Stems	60
Flappers	14
Korky	
Flappers	15
Quietfill Fill Valve	20

-L-

Ladles	125
Lamp, Portable w/Extension Cord	141
Lanterns, Beacon	140
Lavatory	
Coupling Nuts	28
Drain	55
Faucet	58
Legs	69
Supplies	
Flexible S.S. Braided	22
PEX	22
Lead	
Caulking Irons	126
Melting Pot	125
Leather Palm Gloves	110
Legs, Lavatory	69
Levels	103, 111
Lever	
Faucet Handles	62
Flush	17
Tank	17
American Standard*	18
Side Mount	18
Lift-N-Turn Bath Drain	45
Lift Wires	12
Liner, Shower Pan	48
Line Voltage Thermostat	136

Locknuts	11
Log Lighter Keys	118
Long Nose Pliers	115
Lotion Dispenser	56
Low Pressure Gauges	132

-M-

Mack Gaskets	145
Manometer, U-Tube Gauge	131
Mansfield* Ballcocks	20
Masonry Drills	112
Measuring Tapes	103
Mechanical Finger	123
Melting Pot, Lead	125
Mercury	131
Meter Box	96
Meter Box Key	118, 119
Mini Hacksaws & Blades	104
Mirrored Acrylic Coverups	63
Mixer Hose	75

-N-

Nail Plates	86
Needle Nose Pliers	115
Nipples	
CP Brass	52
Inside Wrench	116
Pipe, Red Brass	50
PVC Hi Line	73
Tote Box	123
Nipple Extractor	112
No-Hub Couplings	90
No-Hub Torque Wrench	116
No Caulk Shower Drain	47
Nuts	
Ballcock, Die Cast	20
Closed, Closet Screw	7
Close Coupled	8
Lavatory Coupling	28
Open, Closet Bolt	7
PVC Slip Joint	72
Quickie / Speed	7
Slip Joint	28
Tank Lever	18
Nylon Twine	112

-O-

Oakum, Brown	125
Offset Bath Supplies	42
Oilers	123
Open Mesh Sandcloth	109



ALPHABETICAL INDEX

Overflow	
Bath Drain Trim Kit	45
Plates	42
Shoes	43
Tubes	12
O Rings	142
O Ring Assortment	142
O Ring Pick	142

-P-

P.O. Plugs	55
P.O. Plug & Strainer Wrench	120
Packing	
Candle Wick	102
Cone Bonnet	102
Fiberglass/Graphite	102
Form-A-Pack	102
Rubber Sheet	102
Teflon	102
Padlocks, Combination & Keyed	122
Pads, Rod Holder	30
Paint & Dope Brush	108
Pan, Water Heater	48
Panels, Access	97
Pan Liner, Shower	48
Paper Roller, Toilet	10
Penlight	139
Periscopes, Dryer Vent	79
Petcock	97
PEX Supplies	
Lavatory	22
Toilet / Closet	22
Phosphor-Copper Brazing Rod	124
Pickup Tool, Claw	123
Pigtail Steam Siphon	134
Pins, Shower Curtain	30
Pipe	
Aluminum	
Flexible	78
Rigid	78
Clamps, Repair	89
Collar, Stove	82
Crimper	114
Cutter, Internal PVC	106
Cutter, PVC	106
Hanger, DWV	84
Hooks	83
Internal Wrench	115, 116
Nipples	
CP Brass	52
Red Brass	50
Rigid Aluminum	78
Saw	104
Sleeving	107

Pipe - continued	
Strap, 1 & 2 Hole, Galv	83
Taps, Threaded	112
Warp, Yellow	101
Wrap, Black 10 mil UPC	101
Wrench	115
Pipe & Screw Extractor	112
Plates	
Cover, Polished S.S.	95
Nail	86
Pliers	
Hose Clamp	114
Long Nose	115
Slip Joint	114
Water Pump	115
Plugs	
Countersunk, Cleanout	95, 96
Countersunk, Wrench	120
CP Brass	53
Knockout, Plastic	128
Raised Head, Cleanout	96
Red Brass	51
Test	
Economy	129
For Copper	129
Pneumatic Rubber	130
Snap-Tite	129
T-Type	129
Wingnut	129
Plumber's Irons	126
Plumb Bob	111
Plungers	130
Pneumatic Rubber Test Plugs	130
Pop-Up, Toe Touch	
Bath Drain	45
Pop-Up Waste	55
Portable Hand Lamp	141
Power Generators	137
Pressure Gauges	132, 133
Probes	110
Provent	74
Puller, Faucet Handle	62
Pump, Air	128
Putty Knife	105
PVC	
Ball Valves	99
Cable Saws	104
Compression Couplings	91
Continuous Waste	71
Elbows	71
Extension Tube	72
Flexible Connector/Extension	73
Hi Line Nipple	73
J Bend	70
J Bend, Flexible	73



ALPHABETICAL INDEX

Slip Joint	
Cone Washers	148
Nuts	28
Split PVC	28
Pliers	114
PVC Nuts / Washers	72
Washers, Rubber	146
Snap-tite Test Plugs	129
Snips, Aviation/Tin	106
Snubber	133
Soap Dispenser	56
Socket Wrenches	122
Spacers, Closet Bend	9
Spade	110
Spanner/Strainer Nut Wrench	117
Spanner Flange	9
Splash Guard, Disposal	67
Sponge Bowl Gaskets	146
Sponge Waste & Overflow Washers	149
Spouts	
Diverter	37
Extenders	39
Tub	35
Spout & Stem Washers	144
Sprays, Rinse Quik	64
Spring	
Tube Bending	107
Springflo Aerators	63
Spuds, Closet / Urinal	11
Spud Washers	147
Spud Wrench, Closet Nut	121
Stand, Water Heater	48
Starbuck Inside Expansion Pipe Wrench	115
Steam Siphon, Pigtail	134
Stems, Faucet	60
Step-down Washers	148
Stoppers	
Flip-It	44
Rubber Bath	44
Sink / Disposal	67
Stop & Waste	
Valves	98
Wrench	119
Stop Valve	
Compression	98
Self-Closing	57
Stove	
Bolts, Round Head	87
Pipe Collar	82
Strainer	
Basket	67
Baskets, Deep	66
Baskets, Jr.	66
Basket Wrench	117
Duplex	67

Strainer - continued	
Grid, Jr Basket	66
Old Style Sink	66
Washers, Duo	147
Waste & Overflow Shoe	43
Wide flange	67
Wrench, 4-n-1	117
Wrench, Adjustable	117
Strainer & P.O. Plug Wrench	120
Straps	
Galv. Pipe, 1 & 2 Hole	83
Poly Hanger Tape	82
Rubber Tie Down	123
Strap Wrench	120
Striker, Torch Lighter	124
Stud Guards, Self-Nailing	86
Supplies	
Bath, Rigid Offset	42
Flexible S.S. Braided	
Lavatory	22
Toilet / Closet	21
PEX	
Lavatory	22
Toilet / Closet	22
Swedge Tool, Copper	107
Swing Check Valve	98
Swivel	
Aerators	63
Flashlights	139
Hose Fittings	54
S Trap, PVC	70

-T-

T-Type Test Plug	129
Tailpiece	
Bathcock	33
PVC	72
PVC, Flanged, Flexible	73
Tank	
Balls	16
Levers	17
Side Mount	18
Replacement Kit	11
Tap, Die & Extractor Tool	118
Tap, Pipe	112
Tape	
Black Pipe Wrap, 10mil UPC	101
Caution	101
Duct	101
Hanger Iron	82
Measure	103
Thread Sealing, Teflon	101
Yellow Gas Pipe Wrap	101

ALPHABETICAL INDEX



Tees	
Compression	90
CP Brass	53
Sharkbite	49
Waste	68
Teflon	
Packing	102
Thread Sealing Tape	101
Telescoping Expansion Coupling, PVC	91
Test Caps, Plastic	128
Test Caps, Rubber	128
Test Plugs	
Economy	129
For Copper	129
Pneumatic Rubber	130
Snap-Tite	129
T-Type	129
Wingnut	129
Texas Code Gas Cocks	99
Thermocouples	137
Thermometers	135
Thermostats	135
Thermostat Guard	136
Threaded Rod	85
Tie Down Straps, Rubber	123
Tin Snips	106
Tire Pump	128
Toe Touch, Pop-Up Bath Drain	45
Toggle Bolts	88
Toilet Paper Roller	10
Toilet Stabilizer Gasket	145
Top Beam Clamps	85
Torch Lighter / Striker	124
Torpedo Level	111
Torque Wrench, No-Hub	116
Tote Box, Nipple	123
Trip Lever	17
American Standard*	18
Face Plate Assemblies	42
Tube	
Bending Spring	107
Brush, Copper	108
Cutters	106
Overflow	12
PVC Extension	72
Refill	12
Slip-Ring Copper Hangers	84
Tub Drain Wrench	121
Tub Spouts	35
Twine, Nylon	112
Twin Elbow	39
	-U-
U-Tube Gauge / Manometer	131
Unions	
CP Brass	53
Dielectric	94
Red Brass	51
Sharkbite	49
Urinal Spuds	11
Utility Knife	105
	-V-
Vacum Breaker	55
Valve	
Self-Closing Shower	57
Self-Closing Stop	57
Valves	
Air	134
Ball	99
Box	96
Compression Stop	98
Evaporator Cooler	100
Flush	12
Gate	98
Globe	98
Hose Bibb	100
Key	120
Sewer Relief	95
Shower Diverter	41
Stop & Waste	98
Swing Check	98
Vegetable Sprayers	64
Vent	
Hoods, Dryer	81
Secondary	74
Vinyl Dryer Vent Hose	78
Volume Flow Control	41
	-W-
Wall Mount Faucets	58
Washers	
Ballcock Shank	146
Closet Screw & Bolt	7
Close Coupled	8
Cloth Inserted	149
Faucet	143
Flush Valve Shank	146
Garden Hose	149
PVC Flanged	147
PVC Slip Joint	72
Retainer Cups	144
Rubber Slip Joint	146
Sink Connection	147
Slip Joint, Cone	148



ALPHABETICAL INDEX

Washers - continued	
Spout & Stem	144
Spud	
Flanged	147
Galvanized	147
Reducing	147
Step-Down	148
Strainer, Duo	147
Waste & Overflow	149
Washing Machine Hose	
Rubber	75
S.S. Braided	75
Waste	
Arm, PVC	73
Connectors	69
Continuous, PVC	71
Couplings	68
Couplings, PVC	71
Elbows	68
Pop-Up Assembly	55
Tees	68
Waste & Overflow	
Shoes	43
Shoe Strainers	43
Washers	149
Water Heater	
Elements	137
Element Wrench	122
Pan	48
Stand	48
Water Main Wrench	119
Water Meter Wrench	119
Water Pressure Gauge	134
Water Pump Pliers	115
Wax Gaskets, Bowl	10
Wet Cut Sandcloth	109
Wingnut Test Plug	129
Wires, Lift	12
Wire Brush	108
Wobble Wedges	111
Wood Screws, Flat head	87
Wrenches	
3-in-1 Radiator, Die/Tap/Extractor	118
4-in-1 Compression Stop	121
4-Way Key	118
Adjustable Crescent	116
Allen Sets	116
Basin	117
Basket Strainer	117
Closet Seat Nut	121
Closet Spud Nut	121
Countersunk Plug	120
Curb Stop	119
Garbage Disposal	120
Log Lighter Valve	118

Wrenches - continued	
Meter Box	119
Nipple, Inside	116
No-Hub Torque	116
P.O. Plug & Strainer	120
Pipe, Heavy Duty	115
Pipe, Internal	116
Ratcheting Box	116
Seat	118
Socket Sets	122
Spanner / Strainer Nut	117
Stop & Waste	119
Strainer / Spud, 4-n-1	117
Strainer / Spud, Adjustable	117
Strainer Basket	117
Strap	120
Tub Drain	121
Water Heater Element	122
Water Main	119
Water Meter	119

-Y-

Yarning Irons	127
Yellow Gas Pipe Wrap	101
Y Mixer Hose	75

GENE RICH & COMPANY



CREDIT APPLICATION

Co. NAME _____
BILLING _____ SHIPPING _____
ADDRESS _____ ADDRESS _____

PHONE _____ PHONE _____
FAX _____ FAX _____
DATE ESTABLISHED _____ TAX EXEMPT NO: _____

CREDIT LINE REQUESTED: \$ _____ D & B # _____

OFFICERS 1.) _____ TITLE: _____
2.) _____ TITLE: _____
3.) _____ TITLE: _____

TRADE REFERENCES: (PLEASE FURNISH ADDRESSES & PHONE #'s)

1.) _____

2.) _____

3.) _____

BANKS & OTHER FINANCIAL RESOURCES: (PLEASE FURNISH ADDRESSES & PHONE #'s)

1.) _____

2.) _____

3.) _____

PLEASE ATTACH ANY FURTHER INFORMATION YOU FEEL WILL HELP US KNOW YOU BETTER.

MAIL TO: P.O. Box 11-112
FT. WORTH, TX 76110

OR
FAX TOLL FREE TO (877) 535-7036

AUTHORIZED SIGNATURE

DATE



GENE RICH & COMPANY
