

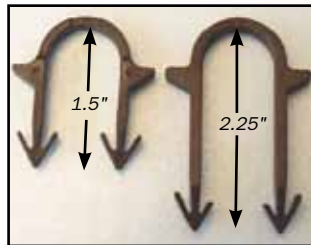
Fasteners & Tools



Foamboard Stapler — for installing radiant tubing in slab-on-grade or slab-over-slab applications.

DESCRIPTION	QTY	MODEL #	ORDER #	WT. (lbs)
Foamboard Stapler	1	P667425	81010025	5
Foamboard Staples, 1.5"	300	P667300-300	81000822	3
Foamboard Staples, 1.5"	1200	P667300-1200	81000821	10
Foamboard Staples, 2.25"	300	P667350-300	81000825	3
Foamboard Staples, 2.25"	1200	P667350-1200	81000824	11

The **Foamboard Stapler** is designed to staple 3/8" or 1/2" Onix, 3/8" to 3/4" PEX, and 3/8" to 5/8" RadiantPEX-AL to a wide variety of foam insulation boards. The stapler has been redesigned to reduce misfires and limit jams. The stapler comes fully assembled and uses both sizes of plastic staples. Use the shorter staples for 1" insulation boards, and the longer staples for 2" (or thicker) insulation boards. The Foamboard Stapler holds up to 120 staples. Reduce pipe installation time and increase productivity.



Two sizes of Foamboard staples.



RadiantPEX held fast by Foamboard staples.

Fasteners and Tools




Cable Ties — for tying all sizes of radiant tubing to rewire or rebar.

DESCRIPTION	QTY	MODEL #	ORDER #	WT. (lbs)
Cable Ties	100	667161-100	81000579	1
Cable Ties	1,000	667161-1000	81000580	4

Cable Ties are the old standby of the radiant slab installation business. Use Cable Ties wherever you want to attach Onix, PEX, or PAP to rewire or rebar. These high-strength nylon ties will not fail or pull apart like other ties.

Fasteners and Tools



Staple Gun
Extension Arm

Staple Guns

DESCRIPTION	QTY	MODEL #	ORDER #	WT. (lbs)
Onix 3/8" Staple Gun	1	668510	81000588	9
Onix 3/8" Staple Gun w/ Extension Arm	1	668500	81000584	12
Onix 1/2" Staple Gun	1	668509	81000587	9
Onix 1/2" Staple Gun w/ Extension Arm	1	668505	81000585	12
PEX/PAP 1/2" Staple Gun	1	P668510	81000834	9
PEX/PAP 1/2" Staple Gun w/ Extension Arm	1	P668505	81000831	12

Watts Radiant **Staple Guns** are professional tools that do an excellent job stapling Onix, RadiantPEX+, and RadiantPEX-AL(PAP) in both Staple-Up and thinslab projects. You can get them in the traditional hand-held form or with a convenient adjustable length **Extension Arm**.

Staple Gun Accessories


DESCRIPTION	QTY	MODEL #	ORDER #	WT. (lbs)
Extension Arm Kit	1	668515	81000592	4
Staple Plate Replacement (Onix)	1	668520	81005498	1
Staple Plate Replacement (PEX/PAP)	1	P668520	81005497	1

Already have one of our staple guns? Order an **Extension Arm Kit**. Also, if you damage the plate on the gun, please order from the replacement numbers above.

Staples — for Onix and PEX/PAP staple guns.

DESCRIPTION	QTY	MODEL #	ORDER #	WT. (lbs)
Staples for Onix and PEX/PAP	1,660	668018-1660	81004290	4
Staples for Onix and PEX/PAP	10,000	668018-10000	81000583	30

We highly recommend Watts Radiant staples, as they offer straight shooting and trouble-free usage. Save yourself trouble and use the best. These staples only work with 3/8" and 1/2" Onix, 3/8" and 1/2" RadiantPEX, or 3/8" and 1/2" RadiantPEX-AL(PAP) tubing.



Fasteners and Tools



Mid-run Bend Supports — for bending RadiantPEX or RadiantPEX-AL without kinking.

DESCRIPTION	QTY	MODEL #	ORDER #	WT. (lbs)
1/2" Mid-run Bend Supports	10	PSBM33X-10	81005399	4
3/4" Mid-run Bend Supports	10	PSBM55X-10	81005400	5

Mid-run Bend Supports help PEX make 90° turns in walls and joist cavities. These can also be used as Terminal Bend Supports. 1/2" mid-run supports can snap into stubout brackets.



Terminal Bend Supports — for transitioning and protecting radiant tubing at ends.

DESCRIPTION	QTY	MODEL #	ORDER #	WT. (lbs)
3/8", 1/2" Terminal Bend Supports	10	PSB23X-10	81005401	4
3/4" Terminal Bend Supports	10	PSB45X-10	81005402	5

Terminal Bend Supports are plastic elbows that are used near the completion of PEX circuits to help the tubing make smooth transitions out of the slab and up to the manifolds.



Triple-track Railway™ — for securing smaller sizes of radiant tubing.

DESCRIPTION	QTY	MODEL #	ORDER #	WT. (lbs)
Railway, 4 ft. length	10	P100500-10	81000780	10
Railway, 4 ft. length	50	81000781	40	

The **Triple-Track Railways** securely hold several sizes of radiant tubing where rewire or rebar are not used. Use triple-tracks for: 3/8" Onix; 3/8", 1/2", and 5/8" RadiantPEX; and 3/8", 1/2" and 5/8" RadiantPEX-AL Applications include concrete slabs, thin slabs, sand beds, and subgrade gravel layers. Triple-Track Railways are sold in 4' lengths. Triple-Track Railways allow almost any spacing you may need — 6", 9", 12", 15", or 18". Figure one railway approximately every 2 feet.



Single-track Railway™ — for securing 5/8" Onix.

DESCRIPTION	QTY	MODEL #	ORDER #	WT. (lbs)
Railway, Single-track, 5/8" Onix, 13'	1	P300500	81009368	10

The **Single-Track Railway** securely holds Onix and PEX where rewire or rebar are not used. Applications include concrete slabs, thin slabs, sand beds, and subgrade gravel layers. The Single-Track Railway is sold in 13' lengths. With break points every 2", you have many tube spacing choices. This Railway makes pipe installation a "snap"! Allows tube spacing at 6", 8", 10", 12", 14", 16", or 18" on center. Figure one railway approximately every 2 feet.

3/8" NailTite



NailTites™ — for securing Onix or PEX to subfloors using a hammer.

DESCRIPTION	QTY	MODEL #	ORDER #	WT. (lbs)
NailTites (3/8" Onix; 3/8" or 1/2" PEX/PAP)	100	691060-100	81000690	1

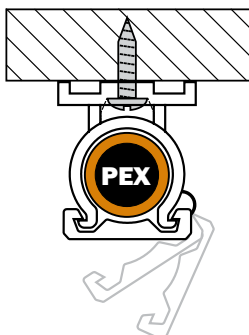
NailTites are used to hold Onix and PEX wherever a staplegun cannot get into a tight area. These NailTites are strong and easy to use. They work for 3/8" Onix, 3/8" and 1/2" PEX, or 3/8" and 1/2" RadiantPEX-AL.

UnderFloor LockDown™ — for 3/8" and 1/2" RadiantPEX and RadiantPEX-AL underfloor applications.

DESCRIPTION	QTY	MODEL #	ORDER #	WT. (lbs)
LockDown Fastener	100	P667100-100	81000818	1
LockDown Fastener	1000	P667100-1000	81000819	9



Our **LockDown** fastener is designed specifically for under-floor PEX applications. Its loose hold allows PEX to move during expansion and contraction of the tubing. The LockDown won't pop open like other similar clips you may have seen or tried. Use LockDowns for attaching 3/8" or 1/2" PEX; do not use it for 5/8" PEX as it will fit too tightly. Order five LockDowns for 10' of PEX. Follow all Installation Guidelines carefully.



Fasteners and Tools

NEW



FlexPlate™ — flexible, graphite plates install 40% faster than aluminum plates, with 50% higher thermal conductivity! Better utilize high efficiency, low temperature heat sources such as condensing boilers, geothermal, or solar.

DESCRIPTION	QTY	MODEL #	ORDER #	WT. (lbs)
FlexPlate , 1/2" x 4'	20	FPLT04500-20	81012401	13

These heat transfer plates are made using a patented, highly conductive graphite material. Used in underfloor, wall, ceiling, or above floor applications, FlexPlates require lower water temperatures and produce more uniform floor temperatures than extruded aluminum plates. FlexPlates are lightweight, flexible, cut easily with scissors or a utility knife, easy to staple, and don't have any sharp edges that require grinding. For 1/2" RadiantPEX+ or RadiantPEX-AL. Measures 6" wide x 4' long.



Extruded Aluminum PEX Plates — plates for RadiantPEX+ or RadiantPEX-AL underfloor and sandwich applications.

DESCRIPTION	QTY	MODEL #	ORDER #	WT. (lbs)
Ext. Alum. PEX Plate, 3/8" x 4'	20	P700350-20	81005039	24
Ext. Alum. PEX Plate, 3/8" x 8'	10	P700300-10	81005011	24
Ext. Alum. PEX Plate, 1/2" x 4'	20	P700250-20	81005038	26
Ext. Alum. PEX Plate, 1/2" x 8'	10	P700200-10	81005012	26

These plates are an extruded aluminum plate with pre-drilled holes measuring 3-1/2" wide by 4 and 8 ft. long. Tubing snaps into channel, making installation fast and easy. No silicone glue is required. The channel's tight grip eliminates annoying ticks and clicks as the PEX expands and contracts.



Stamped Aluminum PEX Plates — for underfloor and sandwich applications.

DESCRIPTION	QTY	MODEL #	ORDER #	WT. (lbs)
Stamped Alum. Plates for 1/2" PEX or PAP	100	P700524-100	81000843	22

These plates are a stamped aluminum plate measuring 5" x 24". You'll need about four plates per 10' of tubing. Follow our Installation Guidelines very carefully when using these plates.



Basic Tubing Cutter — spring-loaded, scissor-style cutter.

DESCRIPTION	QTY	MODEL #	ORDER #	WT. (lbs)
Basic Tubing Cutter	1	PTC300	81005413	1

All-metal construction makes this basic tubing cutter superior to the plastic kinds. Cuts up to 1" PEX or PAP.

Professional Tubing Cutter — ratchet-style cutter.



DESCRIPTION	QTY	MODEL #	ORDER #	WT. (lbs)
Professional Tubing Cutter	1	PTC200	81001393	1

This **Professional Tubing Cutter** cuts tubing to length. This cutter is made of all-metal, heavy-duty construction and is designed for the rigors of daily jobsite use. Cuts up to 1-1/2" PEX, or 1" PAP.

SqueezeTite™ Pliers — for installing SelfTite clamps on Onix.



DESCRIPTION	QTY	MODEL #	ORDER #	WT. (lbs)
SqueezeTite Pliers	1	669100	81000600	1

This **SqueezeTite** Pliers are locking caliper pliers that allow worry-free handling of all sizes of our SelfTite clamps. This uniquely designed tool prevents the SelfTite clamp from accidentally sliding free, as could happen with a standard pair of pliers or channel locks. With SqueezeTite Pliers, SelfTite clamps can be locked in the open position, freeing both hands to secure the Onix to the barb.

For Pricing, Please See Watts Radiant Price Guide.

Fasteners and Tools

Onix Unwinder — for unwinding Onix tubing.



DESCRIPTION	QTY	MODEL #	ORDER #	WT. (lbs)
Onix Unwinder	1	669231	8100602	18

Watts Radiant's **Onix Unwinder** allows Onix coils to be quickly and easily unwound for faster hose layout on the jobsite. The center post allows the Onix coil to move around without sliding off the Unwinder. Heavy-duty ball-bearing construction means years of use and easy turning.

PEX Unwinder — for unwinding RadiantPEX and RadiantPEX-AL.

DESCRIPTION	QTY	MODEL #	ORDER #	WT. (lbs)
PEX Unwinder, Standard	1	P669231	8100838	35

Our **PEX Unwinder** handles coils up to 1" PEX. The coil sits on the tripod and is held in place as it unwinds with four guide-bars. The PEX feeds through a guide-ring on top of the unwinder. The PEX Unwinder comes complete with two hold-down arms.



Replacement PEX Unwinder Hold-down Arms

DESCRIPTION	QTY	MODEL #	ORDER #	WT. (lbs)
Replacement Hold-down Arms	1 pair	P669232	81002953	4


These **Replacement Hold-down Arms** keep the coil of PEX in place as it is unwound for use. Sold as a pair.



NEW **Compact PEX Unwinder** — for unwinding RadiantPEX and RadiantPEX-AL.

DESCRIPTION	QTY	MODEL #	ORDER #	WT. (lbs)
Compact PEX Unwinder, Professional w/ carrying bag	1	COMPEXUNW1	81013751	30

This sturdy, compact and lightweight unwinder comes complete with its own carrying bag. It comes fully assembled and can be secured to the ground or floor for smooth unwinding. Measures 10" x 36" x 6" when folded, and handles coils up to 1".



RadiantPEX Tools



Ratcheting PEX CinchTool — squeeze CinchClamps with one hand (for PEX only).

DESCRIPTION	QTY	MODEL #	ORDER #	WT. (lbs)
Ratcheting CinchTool	1	PCCCT6	81009461	4

Use this heavy-duty Ratcheting CinchTool to cinch all sizes of stainless steel CinchClamps. This is the best tool for 3/4" and 1" CinchClamps. Cinches can be done with one hand (you may need two hands for 1" clamps). Just squeeze the tool until the indicator window shows the connection is complete. Then release the quick-release knob. It's that simple. The tool comes complete with holster and adjustment tools. Meets ASTM-F2098 specifications.

PEX CinchTool™ — One simple tool installs all sizes of CinchClamps™ (for PEX only).

DESCRIPTION	QTY	MODEL #	ORDER #	WT. (lbs)
CinchTool	1	PCCCT-2	81009709	3

PEX connections take only seconds with the **CinchTool**. Great for those hard-to-reach spaces. Ratchet design releases only when the CinchClamp tab is properly pinched, thus ensuring a leak-proof connection. Meets ASTM F-2098 specifications.

CrimpAll™ Tool Kit — for use with PEX tubing and copper Crimp Rings (for PEX only).




DESCRIPTION	QTY	MODEL #	ORDER #	WT. (lbs)
15" CrimpAll Tool Kit, 3/8", 1/2", 5/8", 3/4"	1	PCCRT2346	81003038	6
19" CrimpAll Tool Kit, 1", 1-1/4"	1	PCCRT57	81009111	7

Interchangeable crimping jaws make the CrimpAll Tool Kit a great value. One tool kit allows crimping of multiple sizes of RadiantPEX+. The 15" CrimpAll Kit has four crimping jaws: 3/8", 1/2", 5/8", and 3/4". The larger 19" CrimpAll Kit gives more leverage for crimping 1" and 1-1/4" PEX and fittings. A tough plastic case helps keep all the crimping tools in one place. The kit includes the CrimpAll tool, interchangeable jaws, a Go/No-Go crimp gauge, and adjustment tools.

Note: the jaws for the 15" tool are not interchangeable with the 19" tool. Also, the CrimpAll can only be used for fastening crimp rings over crimp fittings and PEX tubing. Do not use it for press fittings or RadiantPEX-AL tubing as the connection will leak.

Replacement CrimpAll™ Parts

DESCRIPTION	QTY	MODEL #	ORDER #	WT. (lbs)
15" CrimpAll Tool, Extra 3/8" Jaws	1	PCJ22	81003719	1
15" CrimpAll Tool, Extra 1/2" Jaws	1	PCJ33	81003720	1
15" CrimpAll Tool, Extra 5/8" Jaws	1	PCJ66	81003722	1
15" CrimpAll Tool, Extra 3/4" Jaws	1	PCJ44	81003721	1
19" CrimpAll Tool, Extra 1" Jaws	1	PCJ55	81003953	1
Go/No-Go Gauge	1	PCGA234P	81001123	1
Adjustment Tools	1	PCCRT1001	81003717	1



Replace or enhance your arsenal of crimping tools with these CrimpAll components. The 3/8", 1/2", 5/8", and 3/4" jaws fit only the 15" tool; 1" jaw fits only the 19" tool. Use these jaws only for crimping RadiantPEX or WaterPEX. Do not use for RadiantPEX-AL.

Fasteners and Tools

CrimpMaster™ Tool — for use with PEX tubing and copper Crimp Rings.

DESCRIPTION	QTY	MODEL #	ORDER #	WT. (lbs)
3/8" CrimpMaster Tool	1	PCMT22	81001152	3
1/2" CrimpMaster Tool	1	PCMT33	81001153	3
3/4" CrimpMaster Tool	1	PCMT55	81001154	3

The CrimpMaster is a smaller, more compact crimping tool. The tool arms only need to open 6", making it easy to get into tight spaces. Buy one tool for each size of PEX fittings.

Electric Coded Crimp and Press Power Tool Kit

DESCRIPTION	QTY	MODEL #	ORDER #	WT. (lbs)
Corded Power Tool	1	PCRT2345C	81003781	30

This industrial tool uses forged steel jaws to crimp RadiantPEX or press RadiantPEX-AL tubing and fittings. Jaws change out in seconds on the jobsite. Kit includes corded crimp tool and steel storage case. **Crimping or Pressing Jaws sold separately.**

This corded power tool kit can be rented. Call Watts Radiant or your local distributor for rental information.

Corded crimping tool with crimp jaw inserted.



Battery-Powered Crimp and Press Power Tool Kit — battery-powered version of the corded model above.

DESCRIPTION	QTY	MODEL #	ORDER #	WT. (lbs)
Battery Power Tool Kit, Cordless	1	PCRT2345	81001164	40

This industrial tool uses forged steel jaws to crimp RadiantPEX or Press RadiantPEX-AL fittings. Jaws change out in seconds on the jobsite. Kit includes cordless tool, one battery, and a steel storage case.

Crimp and Press Jaws are sold separately. This cordless crimp power tool kit is available on a rental basis. Call Watts Radiant or your local distributor for rental information.

Cordless crimping tool with crimp jaw inserted.



RadiantPEX Crimping Power Tool Jaws – for crimping RadiantPEX with crimp fittings and copper crimp rings.

DESCRIPTION	QTY	MODEL #	ORDER #	WT. (lbs)
Power Tool Crimp Jaws, 3/8" PEX	1	PCRT2	81003898	4
Power Tool Crimp Jaws, 1/2" PEX	1	PCRT3	81003899	4
Power Tool Crimp Jaws, 3/4" PEX	1	PCRT4	81003900	4
Power Tool Crimp Jaws, 1" PEX	1	PCRT5	81003901	4
Power Tool Crimp Jaws, 1-1/4" PEX	1	PCRT6	81003660	4
NEW Power Tool Crimp Jaws, 1-1/2" PEX	1	PCRT7	81009948	4

Power Tool RadiantPEX Crimp Jaws are used for crimping PEX tubing and fittings with copper crimp rings. **Do not use them for pressing RadiantPEX-AL tubing and fittings with stainless steel press sleeves.** Jaws are available for 3/8" through 1-1/2" sizes of PEX and fittings. These jaws fit our REMS Akku-Press and PowerPress-E power tools, as well as Ridgid 320-E and CT400 power tools. They do not fit the Ridgid 100-B or 210-B power tool.



Fasteners and Tools




Extra Power Tool Battery – for Cordless Crimp and Press Tool.

DESCRIPTION	QTY	MODEL #	ORDER #	WT. (lbs)
Battery, Extra for Power Tool	1	PCRTB2345	81001165	4



3/8"-3/4" Gauge




1" Gauge

CrimpRing Go/No-Go Gauge

DESCRIPTION	QTY	MODEL #	ORDER #	WT. (lbs)
3/8"-3/4" PEX Go/No-Go Gauge	1	PCGA234P	81001123	1
1" PEX Go/No-Go Gauge	1	PCGA5P	81001124	1

The CrimpRing **Go/No-Go Gauge** is used to check for a proper crimp connection.



How to Save Money

- Buy one Watts CrimpAll or PressAll Tool.
- Buy a set of Jaw Kits for the CrimpAll and PressAll Tools.
- Fasten all sizes of Watts RadiantPEX+ or RadiantPEX-AL.
- Keep the change.

Either the CrimpAll or PressAll Tool

RadiantPEX CrimpAll Jaws

RadiantPEX-AL PressAll Jaws

Various sizes and types of RadiantPEX+, or RadiantPEX-AL

RadiantPEX-AL Tools & Accessories

RadiantPEX-AL Press Power Tool Jaws – for pressing RadiantPEX-AL tubing and fittings with stainless steel sleeves.



DESCRIPTION	QTY	MODEL #	ORDER #	WT. (lbs)
Power Tool Press Jaws, 1/2" RadiantPEX-AL	1	RLPT2	81009369	4
Power Tool Press Jaws, 5/8" RadiantPEX-AL	1	RLPT3	81009370	4
Power Tool Press Jaws, 3/4" RadiantPEX-AL	1	RLPT4	81009371	4
Power Tool Press Jaws, 1" RadiantPEX-AL	1	RLPT5	81009372	4

Power Tool RadiantPEX-AL Press Jaws are used for pressing RadiantPEX-AL composite tubing and fittings. Do not use them for crimping PEX tubing and fittings with copper crimp rings. Press jaws are available for 1/2" through 1" sizes of RadiantPEX-AL tubing and fittings. These jaws fit our REMS Akku-Press and PowerPress-E power tools, as well as Ridgid 320-E and CT400 power tools. They do not fit the Ridgid 100-B or 210-B power tool.

For Pricing, Please See Watts Radiant Price Guide.

RadiantPEX-AL Tools & Accessories

15"



PressAll Tool Kits include press tool, jaws, and adjustment tools all packaged in a sturdy blue plastic case.

RadiantPEX-AL Manual PressAll Tool Kit — for pressing stainless steel sleeves over RadiantPEX-AL tubing and fittings.

DESCRIPTION	QTY	MODEL #	ORDER #	WT. (lbs)
15" Manual PressAll Tool Kit w/ 1/2", 5/8", 3/4" jaws	1	RLPA-0612-K1	81008140	6
19" Manual PressAll Tool Kit w/ 1/2", 5/8", 3/4", 1" jaws	1	RLPA-1624-K2	81008142	8

19"





RadiantPEX-AL manual PressAll Tool Extra Jaws — for PressAll Tool Kit.

DESCRIPTION	QTY	MODEL #	ORDER #	WT. (lbs)
15" PressAll Tool, Extra Jaws, 1/2"	1	RLPAJ15-08	81008143	1
15" PressAll Tool, Extra Jaws, 5/8"	1	RLPAJ15-10	81008144	1
15" PressAll Tool, Extra Jaws, 3/4"	1	RLPAJ15-12	81008145	1
15" PressAll Tool Extra Jaws Kit - 1/2", 5/8", 3/4"	1	RLPAJ15-K1	81008426	3
19" PressAll Tool, Extra Jaws, 1/2"	1	RLPAJ19-08	81008024	1
19" PressAll Tool, Extra Jaws, 5/8"	1	RLPAJ19-10	81008023	1
19" PressAll Tool, Extra Jaws, 3/4"	1	RLPAJ19-12	81008022	1
19" PressAll Tool, Extra Jaws, 1"	1	RLPAJ19-16	81008021	1
19" PressAll Tool Extra Jaws Kit - 1/2", 5/8", 3/4", 1"	1	RLPAJ19-K1	81008427	3



Press Jaw Kit

RadiantPEX-AL Pipe Reamers (Plastic reamer and T-reamer)

DESCRIPTION	QTY	MODEL #	ORDER #	WT. (lbs)
 3-sided Reamer, 3/8", 1/2", 3/4"	1	RLR05-060812	81010841	1
 3-sided Reamer, 5/8", 3/4", 1"	1	RLR-101216	81011431	1
T-Handle Reamer, 3/4"	1	RLTR-12	81008430	1
T-Handle Reamer, 1"	1	RLTR-16	81008431	1



RadiantPEX-AL Internal Spring Benders

DESCRIPTION	QTY	MODEL #	ORDER #	WT. (lbs)
Internal Spring Bender, 3/8"	1	RLIB-06	81011150	1
Internal Spring Bender, 1/2"	1	RLIB-08	81008482	1
Internal Spring Bender, 5/8"	1	RLIB-10	81008483	2
Internal Spring Bender, 3/4"	1	RLIB-12	81008484	2
Internal Spring Bender, 1"	1	RLIB-16	81008485	3



RadiantPEX-AL Universal Bending Tool

DESCRIPTION	QTY	MODEL #	ORDER #	WT. (lbs)
Universal PAP Bending Tool	1	RLUB-0616	81008486	10

Note: This tool bends all sizes of RadiantPEX-AL.



For Pricing, Please See Watts Radiant Price Guide.