








DRAIN PAN SELECTION CHART



Secondary Pan Model	Pan Size	External Pan Size			Max Unit Size		Recommended Application
Goliath Series							
	30x50	Width	Length	Height	Width	Length	Hangable When additional clearance is needed under air handler for drain. General Purpose for both furnace and air handler installation.
	30x62	30.25"	50.50"	4.00"	27.25"	47.50"	
	28x57	30.38"	63.00"	4.25"	27.38"	60.00"	
	28x69	28.38"	57.25"	5.25"	25.38"	54.25"	
	30x66	28.25"	69.13"	4.25"	26.00"	66.50"	
Goliath Low Profile							
	26x56	Width	Length	Height	Width	Length	Hangable When space is at a minimum in a garage or attic.
Goliath Value Series							
	30x50	Width	Length	Height	Width	Length	Non-Hangable General Purpose for both furnace and air handler installation.
	30x62	30.25"	50.50"	4.00"	27.25"	47.50"	
	30x66	30.38"	63.00"	4.25"	27.38"	60.00"	
Titan Flexible Series							
	24x24	Width	Length	Height	Width	Length	Non-Hangable Flexible and durable enough to bend and fit into tight spaces.
	26x26	24.00"	24.00"	2.25"	20.00"	20.50"	
	30x30	26.00"	26.00"	2.25"	22.00"	22.50"	
	32x32	30.00"	30.00"	2.25"	26.00"	26.50"	
Titan Flexible Series							
	30x50	Width	Length	Height	Width	Length	Hangable Flexible and durable enough to bend and fit into tight spaces.
	30x62	32.00"	32.00"	2.25"	28.00"	28.50"	
Goliath Furnace Series							
	30x36	Width	Length	Height	Width	Length	Non-Hangable For Vertical, upflow installation of furnace or air handler.
Goliath Furnace Series							
	34x64	Width	Length	Height	Width	Length	Non-Hangable When greater clearance height is needed to accommodate piping under furnace.
	34x79	34.13"	64.13"	7.50"	31.13"	61.13"	

